

STATE OF SOUTH DAKOTA)
) :SS:
COUNTY OF HUGHES)

IN CIRCUIT COURT
SIXTH JUDICIAL CIRCUIT

STATE OF SOUTH DAKOTA *ex rel.*
JASON R. RAVNSBORG, South
Dakota Attorney General,

32CIV18-000065

Plaintiff,

v.

PURDUE PHARMA L.P.; PURDUE
PHARMA, INC.; THE PURDUE
FREDERICK COMPANY, INC.;
JOHNSON & JOHNSON; JANSSEN
PHARMACEUTICALS, INC.; ORTHO-
MCNEIL-JANSSEN
PHARMACEUTICALS, INC. n/k/a
JANSSEN PHARMACEUTICALS, INC.;
JANSSEN PHARMACEUTICA INC.
n/k/a JANSSEN
PHARMACEUTICALS, INC.; ENDO
HEALTH SOLUTIONS INC.; ENDO
PHARMACEUTICALS, INC.; PAR
PHARMACEUTICAL, INC.; PAR
PHARMACEUTICAL COMPANIES,
INC. f/k/a PAR PHARMACEUTICAL
HOLDINGS, INC.; ALLERGAN PLC
f/k/a ACTAVIS PLC;
ALLERGAN FINANCE LLC, f/k/a
ACTAVIS INC., f/k/a WATSON
PHARMACEUTICALS, INC.; WATSON
LABORATORIES, INC., ACTAVIS LLC;
ACTAVIS PHARMA, INC. f/k/a
WATSON PHARMA, INC.;
MALLINCKRODT LLC; SPECGX LLC;
McKESSON CORPORATION;
CARDINAL HEALTH, INC.; CARDINAL
HEALTH 105, INC. d/b/a XIROMED,
LLC; CARDINAL HEALTH 108, LLC
f/k/a CARDINAL HEALTH 108, INC.;
CARDINAL HEALTH 110, LLC d/b/a
PARMED PHARMACEUTICALS;

**ALLERGAN
CONSENT JUDGMENT AND
DISMISSAL WITH PREJUDICE**

CARDINAL HEALTH 200, LLC;
CARDINAL HEALTH 414, LLC;
CARDINAL HEALTH PHARMACY
SERVICES, LLC;
AMERISOURCEBERGEN DRUG
CORPORATION; WALGREENS
BOOTS ALLIANCE, INC.; WALGREEN
CO.; WALMART INC. f/k/a WAL-
MART STORES, INC; AND DOES 1
THROUGH 100, INCLUSIVE,

Defendants.

FINAL CONSENT JUDGMENT AND DISMISSAL WITH PREJUDICE

The State of South Dakota (“*State*”) and Allergan Finance, LLC (f/k/a Actavis, Inc., which, in turn was f/k/a Watson Pharmaceuticals, Inc.) and Allergan Limited (f/k/a Allergan plc, which, in turn, was f/k/a Actavis plc), Watson Laboratories, Inc., Actavis LLC, Actavis Pharma, Inc. f/k/a Watson Pharma, Inc (collectively, “*Allergan*” or “*Defendants*”) (together with the State, the “*Parties*,” and each a “*Party*”) have entered into a consensual resolution of the above-captioned litigation (the “*Action*”), pursuant to a settlement agreement entitled Allergan Public Global Opioid Settlement Agreement, dated as of November 22, 2022 (as subsequently updated) (the “*Agreement*”), a copy of which is attached hereto as Exhibit A. The Agreement shall become effective by its terms upon the entry of this Final Consent Judgment (the “*Judgment*”) by the Court without trial or adjudication of any contested issue of fact or law, and without finding or admission of wrongdoing or liability of any kind. This Consent Judgment resolves litigation as to “*Allergan*” and the “*Released Entities*” as those terms are defined in the Allergan Public Global Opioid Settlement Agreement.

RECITALS:

1. Each Party warrants and represents that it engaged in arm's-length negotiations in good faith. By entering into the Agreement, the Parties intended to effect a good-faith settlement.

2. The State has determined that the Agreement is in the public interest.

3. Allergan denies the allegations in the Action and maintains that it has no liability whatsoever to the State, its Subdivisions, its Special Districts and/or any other governmental entity (whether or not such governmental entity has brought or is a party to an Action or not).

4. The Parties have agreed to the resolution of the Action and the entry of this Judgment (including the injunctive terms incorporated herein) by the Court without trial or finding of admission or wrongdoing or liability of any kind.

5. The Parties recognize that the outcome of the Action is uncertain and a final resolution through the adversarial process likely will require protracted litigation.

6. Allergan is entering into this Judgment solely for the purpose of settlement, and nothing contained herein may be taken as or construed to be an admission or concession of any violation of law, rule, regulation, or ordinance, or of any other matter of fact or law, or of any fault, liability, or wrongdoing, all of which Allergan denies.

7. The Parties agree to the entry of the injunctive relief terms pursuant to Exhibit P of the Agreement.

8. Therefore, without any admission of liability or wrongdoing by Allergan or any other Released Entities (as defined in the Agreement), the Parties now mutually consent to the entry of this Judgment and agree to dismissal of the claims with prejudice pursuant to the terms of the Agreement to avoid the delay, expense, inconvenience, and uncertainty of protracted litigation.

NOW THEREFORE, IT IS HEREBY ORDERED, ADJUDGED AND DECREED THAT:

In consideration of the mutual promises, terms, and conditions set forth in the Agreement, the adequacy of which is hereby acknowledged by all Parties, it is agreed by and between Defendants and the State, and adjudicated by the Court, as follows:

1. The foregoing Recitals are incorporated herein and constitute an express term of this Judgment.

2. The Parties have entered into a full and final settlement of all Released Claims of Releasers (including but not limited to the State) against Allergan and the Released Entities pursuant to the terms and conditions set forth in the Agreement.

3. The "Definitions" set forth in Section I of the Agreement are incorporated by reference into this Judgment. The State is a "Settling State" within the meaning of the Agreement. Unless otherwise defined herein, capitalized terms in this Judgment shall have the same meaning given to them in the Agreement. In the event of a conflict between the terms of the Agreement and this summary document, the terms of the Agreement shall govern.

4. The Parties agree that the Court has jurisdiction over the subject matter of the Action and over the Parties with respect to the Action and this Judgment. This Judgment shall not be construed or used as a waiver of any jurisdictional defense Allergan or any other Released Entity may raise in any other proceeding.

5. The Court finds that the Agreement was entered into in good faith.

6. The Court finds that entry of this Judgment is in the public interest and reflects a negotiated settlement agreed to by the Parties. The Action is dismissed with prejudice, subject to a retention of jurisdiction by the Court as provided herein and in the Agreement.

7. By this Judgment, the Agreement is hereby approved by the Court, and the Court hereby adopts the Agreement's terms as its own determination of this matter and the Parties' respective rights and obligations.

8. The Court shall have authority to resolve disputes identified in Section XIV.G.2 of the Agreement, governed by the rules and procedures of the Court.

9. By this Judgment, Allergan Public Global Opioid Settlement Agreement *and the South Dakota Opioid Settlement Memorandum of Agreement*, a copy of which is attached hereto as Exhibit C and as incorporated into the Agreement pursuant to Exhibit O of the Agreement, is hereby approved by the Court as the means by which relevant funds paid pursuant to the Agreement will be divided within the State, subject to the full acceptance by any Subdivision or Special District receiving such funds of the terms of the Agreement, including the releases provided therein. Also see SDCL 34-20B-1.

10. The Parties have satisfied the Condition to Effectiveness of Agreement set forth in Section X of the Agreement and the Release set forth in Sections V.A, E and F of the Agreement, as follows:

- a. The Attorney General of the State exercised the fullest extent of his or her powers to release Allergan and all other Released Entities from all Released Claims pursuant to the release attached hereto as Exhibit B (the "*Release*").
- b. Allergan has determined that there is sufficient State participation and sufficient resolution of the actual and potential Claims of the Subdivisions and Special Districts in the Settling States to proceed with the Agreement.
- c. The Settlement Participation Form for each Initial Participating Subdivision and Initial Participating Special District in the State has been delivered to Allergan. As stated in the Settlement Participation Form, and for the avoidance of doubt, nothing in the Settlement Participation Form executed by the Participating Subdivisions or Participating Special Districts is intended to modify in any way the terms of the Agreement to which the Participating Subdivisions and Participating Special Districts agree. As stated in the Settlement Participation Form, to the extent the executed version of the Settlement Participation Form differs from the Agreement in any respect, the Agreement controls.

- d. Pursuant to the Settlement Participation Form, each Participating Subdivision and Participating Special District in the State is dismissing with prejudice any Released Claims that it has filed against Allergan and the Released Entities.

11. Release. The Parties acknowledge that the Release, which is incorporated by reference herein, is an integral part of this Judgment. Pursuant to the Agreement and the Release and without limitation and to the maximum extent of the power of the State's Attorney General, Allergan and the other Released Entities are, as of the Effective Date, hereby released from any and all Released Claims of (a) the State and its Participating Subdivisions and Participating Special Districts and any of their departments, agencies, divisions, boards, commissions, Subdivisions, districts, instrumentalities of any kind and attorneys, including the State's Attorney General, and any person in their official capacity whether elected or appointed to serve any of the foregoing, and any agency, person, or other entity claiming by or through any of the foregoing, (b) any public entities, public instrumentalities, public educational institutions, unincorporated districts, fire districts, irrigation districts, water districts, emergency services districts, school districts, healthcare districts, hospital districts, Sheriffs and law enforcement districts, library districts, coroner's offices, and public transportation authorities and other Special Districts in the State, including those with the regulatory authority to enforce state and federal controlled substances acts or the authority to bring Claims related to Covered Conduct seeking money (including abatement (or remediation and/or restitution)) or revoke a pharmaceutical distribution license, and (c) any person or entity acting in a *parens patriae*, sovereign, quasi-sovereign, private attorney general, *qui tam*, taxpayer, or other capacity seeking relief, including but not limited to, fines, penalties, or punitive damages, on behalf of or generally applicable to the general public with respect to the State or any Subdivision or Special District in the State, whether or not any of them participate in the Agreement. Pursuant to the Agreement and the Release and to the maximum extent of the State's power, Allergan and the other Released Entities are, as of the Effective Date, hereby

released from any and all Released Claims of (1) the State, (2) all past and present executive departments, state agencies, divisions, boards, commissions and instrumentalities with the regulatory authority to enforce state and federal controlled substances acts, (3) any of the State's past and present executive departments, agencies, divisions, boards, commissions and instrumentalities that have the authority to bring Claims related to Covered Conduct seeking money (including abatement and/or remediation) or revocation of a pharmaceutical distribution license, and (4) any Participating Subdivision or Participating Special District. For the purposes of clause (3) above, executive departments, agencies, divisions, boards, commissions, and instrumentalities are those that are under the executive authority or direct control of the State's Governor. Further, the provisions set forth in Section V of the Agreement are incorporated by reference into this Judgment as if fully set forth herein. The Parties acknowledge, and the Court finds, that those provisions are an integral part of the Agreement and this Judgment and shall govern the rights and obligations of all participants in the settlement. Any modification of those rights and obligations may be made based only on a writing signed by all affected parties and approved by the Court.

12. Release of Unknown Claims. The State expressly waives, releases, and forever discharges any and all provisions, rights, and benefits conferred by any law of any state or territory of the United States or other jurisdiction, or principle of common law, which is similar, comparable, or equivalent to § 1542 of the California Civil Code, which reads:

General Release; extent. A general release does not extend to claims that the creditor or releasing party does not know or suspect to exist in his or her favor at the time of executing the release that, if known by him or her, would have materially affected his or her settlement with the debtor or released party.

13. The State may hereafter discover facts other than or different from those which it knows, believes, or assumes to be true with respect to the Released Claims, but the State expressly waived

and fully, finally, and forever settled, released and discharged, through the Agreement and Release, any and all Released Claims that may exist as of the Effective Date but which the State does not know or suspect to exist, whether through ignorance, oversight, error, negligence or through no fault whatsoever, and which, if known, would have materially affected the State's decision to enter into the Agreement.

14. Costs and Fees. The Parties will bear their own costs and attorneys' fees except as otherwise provided in the Agreement.

15. No Admission of Liability. Defendants are consenting to this Judgment solely for the purpose of effectuating the Agreement, and nothing contained herein may be taken as or construed to be an admission or concession of any violation of law, rule, or regulation, or of any other matter of fact or law, or of any liability or wrongdoing, all of which Defendants expressly deny. No Defendant or Released Entity admits that it caused or contributed to any public nuisance, and no Defendant or Released Entity admits any wrongdoing that was or could have been alleged by the State, its Participating Subdivisions and/or Participating Special Districts, or any other person or entity. No part of this Judgment shall constitute evidence of any liability, fault, or wrongdoing by Defendants or any other Released Entity. The Parties acknowledge that payments made under the Agreement are not a fine, penalty, or payment in lieu thereof and are properly characterized as described in Section VIII.G of the Agreement.

16. No Waiver. This Judgment is entered based on the Agreement without trial or adjudication of any contested issue of fact or law or finding of liability of any kind. This Judgment shall not be construed or used as a waiver of Allergan's right, or any other Released Entity's right, to defend itself from, or make any arguments in, any other regulatory, governmental, private individual, or class claims or suits relating to the subject matter or terms of this Judgment.

Notwithstanding the foregoing, the State may enforce the terms of this Judgment as expressly provided in the Agreement.

17. No Private Right of Action. No part of this Order or of the Agreement shall create a private cause of action or confer any right to any third party for violation of any federal or state statute. This Judgment is not intended for use by any third party for any purpose, including submission to any court for any purpose, except pursuant to Section XIV.A of the Agreement. Except as expressly provided in the Agreement, no portion of the Agreement or this Judgment shall provide any rights to, or be enforceable by, any person or entity that is not a Settling State or Released Entity. The State shall allow Participating Subdivisions and Participating Special Districts in the State to notify it of any perceived violations of the Agreement or this Judgment. No Settling State, including the State, may assign or otherwise convey any right to enforce any provision of the Agreement.

18. Admissibility. It is the intent of the Parties that this Judgment not be admissible in other cases against Defendants or Released Entities or binding on Defendants or Released Entities in any respect other than in connection with the enforcement of this Judgment or the Agreement. For the avoidance of doubt, nothing herein shall prohibit Defendants or Released Entities from entering this Judgment or the Agreement into evidence in any litigation or arbitration concerning (1) Defendants' or Released Entities' right to coverage under an insurance contract or (2) the enforcement of the releases provided for by the Agreement and this Judgment.

19. Preservation of Privilege. Nothing contained in the Agreement or this Judgment, and no act required to be performed pursuant to the Agreement or this Judgment, is intended to constitute, cause, or effect any waiver (in whole or in part) of any attorney-client privilege, work

product protection, or common interest/joint defense privilege, and each Party agrees that it shall not make or cause to be made in any forum any assertion to the contrary.

20. Mutual Interpretation. The Parties agree and stipulate that the Agreement was negotiated on an arm's-length basis between parties of equal bargaining power and was drafted jointly by counsel for each Party. Accordingly, the Agreement is incorporated herein by reference and shall be mutually interpreted and not construed in favor of or against any Party, except as expressly provided for in the Agreement.

21. Retention of Jurisdiction. The Court shall retain jurisdiction of the Parties for the limited purpose of the resolution of disputes identified in Section XIV.G.2 of the Agreement. The Court shall have jurisdiction over Participating Subdivisions and Participating Special Districts in the State for the limited purposes identified in the Agreement.

22. Successors and Assigns. This Judgment is binding on Defendants' successors and assigns.

23. Modification. This Judgment shall not be modified (by the Court, by any other court, or by any other means) without the consent of the State and Defendants, or as provided for in Section XVI.T of the Agreement.

So ORDERED this 6th day of ~~September~~^{October}, 2023.

BY THE COURT:



The Honorable David R. Gienapp,
Circuit Court Judge, Retired

Attest:
Deuter-Cross, TaraJo
Clerk/Deputy




APPROVED, AGREED TO AND PRESENTED BY:

FOR THE STATE OF SOUTH DAKOTA

/s/ Charles D. McGuigan

Charles D. McGuigan
Deputy Attorney General
1302 East Highway 14, Suite 1
Pierre, SD 57501-8501
Telephone: (605) 773-3215
Email: Charles.McGuigan@state.sd.us

Attorney for Allergan



Jason Sutton
Attorney at Law
300 S. Main Ave
P.O. Box 5015
Sioux Falls, SD 57117-5015
Telephone: (605) 336-2424
Email: jrsutton@boycelaw.com

ALLERGAN PUBLIC GLOBAL OPIOID SETTLEMENT AGREEMENT

I. Definitions.....2

II. Participation by States and Condition to Preliminary Agreement18

III. Cessation of Litigation Activities.....19

IV. Injunctive Relief.....20

V. Release.....20

VI. Monetary Relief Overview and Maximum Payments25

VII. Annual Payments to Settlement Fund.....26

VIII. Allocation and Use of Settlement Funds38

IX. Participation by Subdivisions and Special Districts44

X. Condition to Effectiveness of Agreement and Filing of Consent Judgment.....49

XI. Potential Payment Adjustments49

XII. Additional Restitution Amount50

XIII. Plaintiffs’ Attorneys’ Fees and Costs51

XIV. Enforcement and Dispute Resolution.....51

XV. Judgment and Settlement Set-Off Related to Teva57

XVI. Miscellaneous58

ALLERGAN PUBLIC GLOBAL OPIOID SETTLEMENT AGREEMENT

Whereas, the Settling States, Participating Subdivisions, Participating Special Districts, and Allergan (as those terms are defined below) share a common desire to resolve disputes between them relating to opioid medications according to the terms set out in this agreement dated as of November 22, 2022 (the “*Agreement*”);

Whereas, the Parties, Participating Subdivisions, and Participating Special Districts agree and understand that upon satisfaction of the conditions set forth in Sections II and XI, this Agreement will be binding on the Settling States, Allergan, Participating Subdivisions, and Participating Special Districts;

Whereas, the Parties, Participating Subdivisions, and Participating Special Districts agree and understand that this Agreement will then be filed as part of Consent Judgments in the respective courts of each of the Settling States, pursuant to the terms set forth in Section III;

Whereas, the Parties, Participating Subdivisions, and Participating Special Districts agree and understand that they shall at all times act in good faith to implement and execute their obligations under this Agreement and shall not act in any way to purposefully frustrate the right of any party to receive the benefits due under the Agreement;

Whereas, the Parties, Participating Subdivisions, and Participating Special Districts to this Agreement now desire to avoid further expense and proceedings and to settle their disputes under the terms and conditions of this Agreement as set forth below;

NOW, THEREFORE, IT IS HEREBY AGREED by and between the Parties, Participating Subdivisions, and Participating Special Districts by and through their respective counsel, as follows:

I. Definitions

Unless otherwise specified, the following definitions apply:

1. “*Abatement Accounts Fund*” means a component of the Settlement Fund described in subsection VIII.F.
2. “*Additional Restitution Amount*” means the amount available to Settling States listed in Exhibit M of \$16,192,680.76.
3. “*Affiliated Company(ies)*” means (1) when used with respect to AbbVie Inc. (“AbbVie”) all of the entities listed in Exhibit J-1; (2) when used with respect to Allergan all of the entities listed in Exhibit J-2; and (3) additionally shall include other entities owned now or in the past either wholly or partially and either directly or indirectly by either AbbVie or Allergan and/or each of their respective past parents, but only to the extent those other entities played any role relating to Covered Conduct and/or Released Claims during the period when they were owned

either wholly or partially and either directly or indirectly by either AbbVie or Allergan and/or each of their respective past parents.

4. “*Agreement*” means this Allergan Public Global Opioid Settlement Agreement, inclusive of all exhibits.
5. “*Alleged Harms*” means the alleged past, present, and future financial or societal and related expenditures arising out of the alleged misuse and abuse of opioid products, non-exclusive examples of which are described in the documents listed on Exhibit A, that have allegedly arisen as a result of the physical and bodily injuries sustained by individuals suffering from opioid-related addiction, abuse, death, and other related diseases and disorders, and that have allegedly been caused by Allergan.
6. “*Allergan*” means Allergan Finance, LLC (f/k/a Actavis, Inc., which, in turn, was f/k/a/ Watson Pharmaceuticals, Inc.) and Allergan Limited (f/k/a Allergan plc, which, in turn, was f/k/a Actavis plc). *Allergan* does not include Teva Pharmaceuticals Industries Ltd. (“*Teva Ltd.*”), Teva Pharmaceuticals USA, Inc. (“*Teva USA*”), Cephalon, Inc. (“*Cephalon*”), Actavis LLC (f/k/a Actavis Inc.) (“*Actavis LLC*”), Watson Laboratories, Inc. (“*Watson*”), Actavis Pharma, Inc. (f/k/a Watson Pharma, Inc.) (“*Actavis Pharma*”), Actavis Elizabeth LLC (“*Actavis Elizabeth*”), Actavis Kadian LLC (“*Actavis Kadian*”), Actavis Laboratories FL, Inc. (f/k/a Watson Laboratories, Inc. - Florida) (“*Actavis Labs FL*”), Actavis Laboratories UT, Inc. (f/k/a Watson Laboratories, Inc. - Utah) (“*Actavis Labs UT*”), Actavis Mid Atlantic LLC (“*Actavis Mid*”), Actavis South Atlantic LLC (“*Actavis South*”), Actavis Totowa LLC (“*Actavis Totowa*”), or Anda, Inc. (“*Anda*”).
7. “*Allocation Statute*” means a state law that governs allocation, distribution, and/or use of some or all of the Settlement Fund amounts allocated to that State and/or its Subdivisions and/or its Special Districts. In addition to modifying the allocation, as set forth in subsection VIII.E.2, an Allocation Statute may, without limitation, contain a Statutory Trust, further restrict expenditure of funds, form an advisory committee, establish oversight and reporting requirements, or address other default provisions and other matters related to the funds. An Allocation Statute is not required to address all three (3) types of funds comprising the Settlement Fund or all default provisions.
8. “*Annual Payment*” means the total amount of the Net Abatement Amount payable into the Settlement Fund by Allergan on each Payment Date (including the Initial Year Payment), as calculated by the Settlement Fund Administrator pursuant to Section VII or agreed to pursuant to Section VII.B.6, which shall not exceed the maximum payment for any given year as set forth in Exhibit M. This term does not include the Additional Restitution Amount or amounts paid pursuant to Section XIII.
9. “*Appropriate Official*” means the official defined in subsection XVI.F.4.

10. “*Attorney Fee and Cost Payment*” means the total amount of the Global Settlement Attorney Fee Amount payable by Allergan on the Payment Date of each year into the (1) Attorney Fee and Cost Fund described in Exhibit R, (2) the State Cost Fund described in Exhibit T, and (3) the State Outside Counsel Fee Fund described in Exhibit S, for attorneys’ fees, expenses, and costs of the Settling States and Participating Subdivisions.
11. “*Attorney Fee and Cost Fund*” means an account consisting of \$187,115,422.10 to pay attorneys’ fees and costs of Litigating Subdivisions that become Participating Subdivisions and the MDL Expense Fund, amounts pursuant to the agreement on attorneys’ fees and costs attached as Exhibit R.
12. “*Bar*” means either (1) a ruling by the highest court of the State, or the intermediate court of appeals when not subject to further review by the highest court of the State in a State with a single intermediate court of appeals, setting forth the general principle that no Subdivisions or Special Districts in the State may maintain Released Claims against Released Entities, whether on the ground of the Agreement (or the release in it) or otherwise; (2) a law barring Subdivisions and Special Districts in the State from maintaining or asserting Released Claims against Released Entities (either through a direct bar or through a grant of authority to release claims and that authority is exercised in full); or (3) a Settlement Class Resolution in the State with full force and effect. For the avoidance of doubt, a law or ruling that is conditioned or predicated upon payment by a Released Entity (apart from payments by Allergan incurred under the Agreement) shall not constitute a Bar.
13. “*Base Payment*” means the payments made pursuant to Section VII.D.
14. “*Case-Specific Resolution*” means either (1) a law barring specified Subdivisions or Special Districts from maintaining Released Claims against Released Entities (either through a direct Bar or through a grant of authority to release claims and that authority is exercised in full) or (2) a ruling by a court of competent jurisdiction over a particular Subdivision or Special District that has the legal effect of barring the Subdivision or Special District from maintaining any Released Claims at issue against Released Entities, whether on the ground of the Agreement (or the release in it) or otherwise. For the avoidance of doubt, a law, ruling, or release that is conditioned or predicated upon a post-Effective Date payment by a Released Entity (apart from payments by Allergan incurred under the Agreement or injunctive relief obligations incurred by it) shall not constitute a Case-Specific Resolution.
15. “*Claim*” means any past, present or future cause of action, claim for relief, cross-claim or counterclaim, theory of liability, demand, derivative, claim, request, assessment, charge, covenant, damage, debt, lien, loss, fine, penalty, restitution, reimbursement, disgorgement, expenses, judgment, right, obligation, dispute, suit, contract, controversy, agreement, parens patriae claim, promise, performance, warranty, omission, or grievance of any nature whatsoever, whether legal, equitable, statutory, regulatory or administrative, whether arising under federal,

state or local common law, statute, regulation, guidance, ordinance or principles of equity, whether filed or unfiled, whether asserted or unasserted, whether known or unknown, whether accrued or unaccrued, whether foreseen, unforeseen or unforeseeable, whether discovered or undiscovered, whether suspected or unsuspected, whether fixed or contingent, and whether existing or hereafter arising, in all such cases, including but not limited to any request for declaratory, injunctive, or equitable relief, compensatory, punitive, or statutory damages, absolute liability, strict liability, restitution, subrogation, contribution, indemnity, apportionment, disgorgement, reimbursement, attorney fees, expert fees, consultant fees, fines, penalties, expenses, costs or any other legal, equitable, civil, administrative, or regulatory remedy whatsoever. Claim does not include any individuals' personal injury or wrongful death cause of action.

16. “*Claim Over*” means a Claim asserted by a Non-Released Entity against a Released Entity on the basis of contribution, indemnity, or other claim over on any theory relating to a Non-Party Covered Conduct Claim asserted by a Releasor.
17. “*Compensatory Restitution Amount*” means the aggregate amount of payments by Allergan hereunder other than amounts paid as attorneys’ fees and costs or identified pursuant to subsection VIII.C as being used to pay attorneys’ fees and investigation costs or litigation costs.
18. “*Consent Judgment*” means a state-specific consent judgment, the general terms of which shall be agreed by the Settling States and Allergan prior to the Reference Date and shall include (1) approval of this Agreement and (2) the release set forth in Section V, including the full and final resolution of any Released Claims that the Settling State has brought against Released Entities.
19. “*Court*” means the respective court for each Settling State to which the Agreement and the Consent Judgment are presented for approval and/or entry as to that Settling State, or the Northern District of Ohio for purposes of administering the Attorney Fee and Cost Fund and any related fee and cost agreements.
20. “*Covered Conduct*” means any actual or alleged act, failure to act, negligence, statement, error, omission, breach of any duty, conduct, event, transaction, agreement, service, work, misstatement, misleading statement, or other activity of any kind whatsoever from the beginning of time through the Reference Date of this Agreement (and any past, present, or future consequence of any such act, failure to act, negligence, statement, error, omission, breach of duty, conduct, event, transaction, agreement, service, work, misstatement, misleading statement, or other activity) arising from or relating in any way to (a) the availability, discovery, research, development, manufacture, packaging, repackaging, marketing, promotion, advertising, labeling, relabeling, recall, withdrawal, distribution, delivery, monitoring, reporting, supply, sale, prescribing, dispensing, physical security, warehousing, use or abuse of, or operating procedures relating to, any Product, or any system, plan, policy, procedure, or advocacy relating to any Product or class of Products, including, but not limited to, any unbranded or branded

promotion, marketing, or advertising, unbranded information, patient support or assistance, educational programs, consultancy, research, or other programs, campaigns, lobbying, or grants, sponsorships, charitable donations, or other funding relating to any Product or class of Products; (b) the characteristics, properties, risks, or benefits of any Product or class of Products; (c) the monitoring, reporting, disclosure, non-monitoring, non-reporting, or non-disclosure to federal, state, or other regulators of orders for any Product or class of Products; (d) the selective breeding, harvesting, extracting, purifying, exporting, importing, applying for quota for, procuring quota for, handling, promoting, manufacturing, processing, packaging, supplying, distributing, converting, or selling of, or otherwise engaging in any activity relating to, a precursor or component of Product, including but not limited to natural, synthetic, semi-synthetic, or chemical raw materials, starting materials, finished active pharmaceutical ingredients, drug substances, or any related intermediate of Product; and/or (e) diversion control programs or suspicious order monitoring related to any Product. The foregoing is not intended to apply to claims alleging contamination of products.

21. “*Covered Special Districts*” means a Special District that is (1) a school district with K-12 student enrollment of at least 25,000 or 0.12% of a State’s population, whichever is greater; (2) a fire district that covers a population of 25,000, or 0.20% of a State’s population if a State’s population is greater than 18 million (though, if a fire district’s population is not easily calculable from state data sources and agreed to between the State and Allergan, it is calculated by dividing the population of the county or counties a fire district serves by the number of fire districts in the county or counties); or (3) a healthcare district or hospital district with at least 125 hospital beds in one or more hospitals rendering services in that district.
22. “*Designated State*” means Illinois.
23. “*Divested Actavis Generic Entity(ies)*” means Actavis LLC, Watson, Actavis Pharma, Actavis Elizabeth, Actavis Kadian, Actavis Labs FL, Actavis Labs UT, Actavis Mid, Actavis South, and Actavis Totowa.
24. “*Divested Entity(ies)*” means those companies listed on Exhibit J-3, which includes the Divested Actavis Generic Entities.
25. “*Effective Date*” means the date sixty (60) days after the Reference Date.
26. “*Eligible State*” means a State that is not a Prior Settling State and is thus eligible to participate in this Agreement and become a Settling State.
27. “*Enforcement Committee*” means a committee consisting of representatives of the Settling States and of the Participating Subdivisions. Exhibit B contains the organizational bylaws of the Enforcement Committee. Notice pursuant to subsection XVI.P shall be provided when there are changes in membership or contact information.

28. “*Exhibit G Participant*” means a Participating Subdivision or Participating Special District that appears in Exhibit G at the relevant point in time. Nothing about the use of the term Exhibit G Participant changes the ability to amend the list of entities listed on Exhibit G pursuant to this Agreement.
29. “*Global Settlement Abatement Amount*” means the total abatement amount of \$2,149,873,027.00. (This figure does not reflect the application of the Prior Settlements Credit or potential offsets. It also does not include amounts paid to the Additional Restitution Amount, which may be used for abatement.)
30. “*Global Settlement Amount*” means \$2,372,972,184.12 and consists of the Global Settlement Abatement Amount, the Global Settlement Attorney Fee Amount, and the Additional Restitution Amount.
31. “*Global Settlement Attorney Fee Amount*” means \$206,906,476.36, which consists of the Attorney Fee and Cost Fund, the State Outside Counsel Fee Fund, and the State Cost Fund.
32. “*Implementation Administrator*” means the vendor agreed to by the Parties and retained by Teva and Allergan to provide notice pursuant to Section X.A and to manage the initial joinder period for Subdivisions and Special Districts, including the issuance and receipt of Settlement Participation Forms.
33. “*Implementation Costs*” means the costs for the Implementation Administrator, which shall be paid for pursuant to subsection VI.D.
34. “*Incentive A*” means the incentive payment described in subsection VII.E.5.
35. “*Incentive B*” means the incentive payment described in subsection VII.E.6.
36. “*Incentive C*” means the incentive payment described in subsection VII.E.7.
37. “*Incentive D*” means the incentive payment described in subsection VII.E.8.
38. “*Incentive Payment*” means the payments made pursuant to Section VII.E.
39. “*Initial Participating Special District*” means a Special District that meets the requirements set forth in subsection IX.L.
40. “*Initial Participating Subdivision*” means a Subdivision that meets the requirements set forth in subsection IX.D.
41. “*Initial Participation Date*” means the date ninety (90) days after the Preliminary Agreement Date, unless it is extended by written agreement of Allergan and the Enforcement Committee.
42. “*Initial Year Payment*” means the first Annual Payment of the Net Abatement Amount payable into the Settlement Fund by Allergan on the Payment Date as

calculated by the Settlement Fund Administrator pursuant to Section VII or agreed to pursuant to Section VII.B.6, which shall not exceed the maximum payment for the Initial Year Payment as set forth in Exhibit M.

43. “*Injunctive Relief Terms*” means the terms described in Section IV and set forth in Exhibit P.
44. “*Later Litigating Special District*” means a Special District (or Special District official asserting the right of or for the Special District to recover for Alleged Harms to the Special District and/or the people thereof) that is not a Litigating Special District and that files a lawsuit bringing a Released Claim against a Released Entity, or that adds such a Claim to a pre-existing lawsuit, after the Preliminary Agreement Date. It may also include a Litigating Special District whose Claims were resolved by a Bar or Case-Specific Resolution, which is later revoked following the execution date of this Agreement, when such Litigating Special District takes any affirmative step in its lawsuit other than seeking a stay, removal or dismissal with prejudice.
45. “*Later Litigating Subdivision*” means a Subdivision (or Subdivision official asserting the right of or for the Subdivision to recover for Alleged Harms to the Subdivision and/or the people thereof) that is not a Litigating Subdivision and that files a lawsuit bringing a Released Claim against a Released Entity, or that adds such a Claim to a pre-existing lawsuit, after the Preliminary Agreement Date. It may also include a Litigating Subdivision whose Claims were resolved by a Bar or Case-Specific Resolution, which is later revoked following the execution date of this Agreement, when such Litigating Subdivision takes any affirmative step in its lawsuit other than seeking a stay, removal, or dismissal with prejudice.
46. “*Later Participating Special District*” means a Participating Special District that meets the requirements of subsection IX.M but is not an Initial Participating Special District.
47. “*Later Participating Subdivision*” means a Participating Subdivision that meets the requirements of subsection IX.E but is not an Initial Participating Subdivision.
48. “*Litigating Special District*” means a Special District (or Special District official asserting the right of or for the Special District to recover for Alleged Harms to the Special District and/or the people thereof) that brought any Released Claims against any Released Entities on or before the Preliminary Agreement Date that were not separately resolved prior to that date. Exhibit C includes an agreed list of the Litigating Special Districts. Exhibit C will be updated (including with any corrections) periodically, and a final version of Exhibit C will be attached hereto as of the Effective Date.
49. “*Litigating Subdivision*” means a Subdivision (or Subdivision official asserting the right of or for the Subdivision to recover for Alleged Harms to the Subdivision and/or the people thereof) that brought any Released Claims against any Released

Entities on or before the Preliminary Agreement Date that were not separately resolved prior to that date. A Prior Settling Subdivision shall not be considered a Litigating Subdivision. Exhibit C includes an agreed list of the Litigating Subdivisions. Exhibit C will be updated (including with any corrections) periodically, and a final version of Exhibit C will be attached hereto as of the Effective Date.

50. “*National Arbitration Panel*” means the panel described in subsection XIV.G.4.
51. “*National Disputes*” means the disputes described in subsection XIV.G.
52. “*Net Abatement Amount*” means \$1,799,186,751.00, which is the Global Settlement Abatement Amount adjusted for the Prior Settlements Credit pursuant to subsection VI.C.2.
53. “*Non-Litigating Covered Special District*” means a Covered Special District that is not a Litigating Special District.
54. “*Non-Litigating Special District*” means a Special District that is neither a Litigating Special District nor a Later Litigating Special District.
55. “*Non-Litigating Subdivision*” means a Subdivision that is not (1) a Litigating Subdivision, (2) a Later Litigating Subdivision, or (3) a Prior Settling Subdivision.
56. “*Non-Participating Special District*” means a Special District that is not a Participating Special District.
57. “*Non-Participating Subdivision*” means a Subdivision that is not a Participating Subdivision. For the avoidance of doubt, Non-Participating Subdivision also includes Prior Settling Subdivisions.
58. “*Non-Party Covered Conduct Claim*” means a Claim against any Non-Released Entity involving, arising out of, or related to Covered Conduct (or conduct that would be Covered Conduct if engaged in by a Released Entity).
59. “*Non-Party Settlement*” means a settlement by any Releasor that settles any Non-Party Covered Conduct Claim and includes a release of any Non-Released Entity.
60. “*Non-Released Entity*” means an entity that is not a Released Entity.
61. “*Non-Settling State*” means a State that is an Eligible State but not a Settling State.
62. “*Opioid Remediation*” means care, treatment, and other programs and expenditures (including reimbursement for past such programs or expenditures except where this Agreement restricts the use of funds solely to future Opioid Remediation) designed to (1) address the misuse and abuse of opioid products, (2) treat or mitigate opioid use or related disorders, or (3) mitigate other alleged effects of the opioid abuse crisis, including on those injured as a result of the opioid abuse crisis. Exhibit E

provides a non-exhaustive list of expenditures that qualify as being paid for Opioid Remediation. Qualifying expenditures may include reasonable related administrative expenses.

63. “*Participating Special District*” means a Special District that signs the Settlement Participation Form annexed hereto as Exhibit K and meets the requirements for becoming a Participating Special District under Section IX. Participating Special Districts include both Initial Participating Special Districts and Later Participating Special Districts.
64. “*Participating Subdivision*” means a Subdivision that signs a Settlement Participation Form annexed hereto as Exhibit K and meets requirements for becoming a Participating Subdivision under Section IX. Participating Subdivisions include both Initial Participating Subdivisions and Later Participating Subdivisions.
65. “*Parties*” means Allergan and the Settling States (each, a “*Party*”).
66. “*Payment Date*” means the date on which Allergan makes its Annual Payments (including its Initial Year Payment), Additional Restitution Payments, and Attorney Fee and Cost Payments, pursuant to Section VII and XIII and Exhibits M-1 and M-2. The first Payment Date is thirty (30) days after the Effective Date. The second Payment Date is July 15, 2024, the third Payment Date is July 15, 2025, the fourth Payment Date is July 15, 2026, the fifth Payment Date is July 15, 2027, the sixth Payment Date is July 15, 2028, and the seventh Payment Date is July 15, 2029.
67. “*Payment Year*” means the calendar year during which the applicable Annual Payment is due pursuant to subsection VII.B. Payment Year 1 is 2023, Payment Year 2 is 2024, and so forth. References to payment “for a Payment Year” mean the Annual Payment due that year. References to eligibility “for a Payment Year” mean eligibility in connection with the Annual Payment due during that year.
68. “*Preliminary Agreement Date*” means the date on which Allergan gives notice to the Settling States and MDL Plaintiffs’ Executive Committee of its determination that a sufficient number of States have agreed to be Settling States to proceed with notice pursuant to Section IX.A. This date shall be no more than fourteen (14) days after the end of the notice period to States (as set forth in Section II.A) unless it is extended by written agreement of Allergan and the Enforcement Committee.
69. “*Primary Subdivision*” means a Subdivision that has a population of 30,000 or more. A list of Primary Subdivisions in each State is provided in Exhibit I, and such list shall be updated if any Primary Subdivision is inadvertently missed or included.
70. “*Prior Settlements Credit*” means the credit of \$350,686,276.00, reflecting that the allocations for Prior Settling States and Prior Settling Subdivisions for Claims related to the Covered Conduct against Allergan and/or other Released Entities were or will be separately settled. The credit is applied pursuant to subsection VI.A.1.

71. “*Prior Settling State(s)*” means Florida, Louisiana, New York, Rhode Island, and West Virginia and all Subdivisions and Special Districts within those States whose Claims were released as part of those States’ settlements.
72. “*Prior Settling Subdivision(s)*” means the City and County of San Francisco, California, Cuyahoga County, Ohio, and Summit County, Ohio.
73. “*Product*” means any chemical substance, whether used for medicinal or non-medicinal purposes, and whether natural, synthetic, or semi-synthetic, or any finished pharmaceutical product made from or with such substance, that is an opioid or opiate, as well as any product containing any such substance. It also includes: 1) the following when used in combination with opioids or opiates: benzodiazepine, carisoprodol, zolpidem, gabapentin, diazepam, estazolam, quazepam, alprazolam, clonazepam, oxazepam, flurazepam, triazolam, temazepam, midazolam; and 2) a combination or “cocktail” of any stimulant or other chemical substance prescribed, sold, bought, or dispensed to be used together that includes opioids or opiates. For the avoidance of doubt, “*Product*” does not include benzodiazepine, carisoprodol, zolpidem, or gabapentin when not used in combination with opioids or opiates. “*Product*” includes but is not limited to any substance consisting of or containing buprenorphine, codeine, fentanyl, hydrocodone, hydromorphone, meperidine, methadone, morphine, naloxone, naltrexone, oxycodone, oxymorphone, pentazocine, propoxyphene, tapentadol, tramadol, opium, heroin, carfentanil, any variant of these substances, or any similar substance. “*Product*” also includes any natural, synthetic, semi-synthetic or chemical raw materials, starting materials, finished active pharmaceutical ingredients, drug substances, and any related intermediate products used or created in the manufacturing process for any of the substances described in the preceding sentence. Further, “*Product(s)*” includes, but is not limited to, the following: (a) Anexsia, Bancap HC, Combunox, Dilaudid, Dilaudid HP, Duradyne, Esgic with Codeine, Fiorinal with Codeine, Fioricet with Codeine, Kadian, Lorcet, Lorcet Plus, Maxidone, MoxDuo, Norco, Procet, Reprexain, Vicodin, Vicodin ES, Vicodin HP, and Vicoprofen, and any type, version, strength, or dosage of the foregoing; and (b) Aspirin + butalbital + caffeine + codeine phosphate, Fentanyl citrate injection, Fentanyl citrate tablet, Fentanyl transdermal, Homatropine methylbromide + hydrocodone bitartrate, Hydrocodone + acetaminophen, Hydrocodone + ibuprofen, Hydromorphone tablet, Meperidine hydrochloride injection, Meperidine hydrochloride tablet, Morphine sulfate capsule, Morphine sulfate injection, Morphine sulfate tablet, Oxycodone, Oxycodone + acetaminophen, Oxycodone + aspirin, Oxycodone + hydrochloride, Oxycodone + ibuprofen, Oxymorphone tablet, Tramadol hydrochloride, and any type, version, strength, or dosage of the foregoing.
74. “*Reference Date*” means the date on which Allergan is to inform the Settling States and MDL Plaintiffs’ Executive Committee of its determination whether there is sufficient resolution of Claims and potential Claims at the Subdivision level to go forward with the settlement. The Reference Date shall be no later than thirty (30) days after the Initial Participation Date, unless it is extended by written agreement of Allergan and the Enforcement Committee.

75. “*Released Claims*” means any and all Claims that directly or indirectly are based on, arise out of, or in any way relate to or concern the Covered Conduct occurring prior to the Reference Date. Without limiting the foregoing, “Released Claims” include any Claims that have been asserted against the Released Entities by any Settling State or any of its Litigating Subdivisions or Litigating Special Districts in any federal, state, or local action or proceeding (whether judicial, arbitral, or administrative) based on, relating to, in whole or in part, the Covered Conduct, or any such Claims that could be or could have been asserted now or in the future in those actions or in any comparable action or proceeding brought by a State or any of its Subdivisions or Special Districts or any Releasors (whether or not such State, Subdivision, Special District, or Releasor has brought such action or proceeding). Released Claims also include all Claims against Released Entities asserted in any proceeding to be dismissed pursuant to the Agreement, whether or not such claims relate to Covered Conduct. “Released Claims” shall be interpreted broadly. This Agreement does not release Claims by private individuals. Claims by private individuals shall be treated in accordance with applicable law. Released Claims is also used herein to describe Claims brought by a Later Litigating Subdivision, Later Litigating Special District, or other non-party Subdivision or Special District that would have been Released Claims if they had been brought by a Releasor against a Released Entity before the Effective Date.
76. “*Released Entities*” means Allergan and (1) all of Allergan’s past and present direct or indirect parents, subsidiaries, divisions, joint ventures, predecessors, successors, affiliates, business units, assigns, agents (all of the foregoing solely in their capacity as such with respect to the Released Claims), and insurers (solely in their role as insurers, if any, with respect to the Released Claims), including, but not limited to, (a) AbbVie and (b) Divested Actavis Generic Entities and other Divested Entities (and their respective past and current parents, subsidiaries, and affiliates, including but not limited to Teva Ltd., Teva USA, and their subsidiaries and affiliates) but solely as to the branded opioid drugs that are Products distributed and/or sold before August 2, 2016 by Divested Actavis Generic Entities and other Divested Entities and the operation of the Divested Actavis Generic Entities and other Divested Entities related to those branded opioid drugs that are Products before August 2, 2016; (2) any person or entity to the extent, and only to the extent, that such person or entity may have a Claim based on such person or entity having a business relationship with Allergan or AbbVie and/or any of Allergan or AbbVie’s Affiliated Companies, including, but not limited to, for contractual indemnity, equitable or implied indemnity, contribution, comparative fault, reimbursement, or apportionment (including, but not limited to, the respective past and present direct or indirect parents, subsidiaries, divisions, joint ventures, predecessors, successors, affiliates, business units, assigns, partners, manufacturers, contractors, agents, and insurers (all of the foregoing solely in their capacity as such with respect to the Released Claims) of any of the foregoing in (1), including Abbott Laboratories and Abbott Laboratories Inc. (“Abbott”), provided that, for avoidance of doubt, Abbott is not a Released Entity for purposes of Claims related to OxyContin, Purdue Pharma, or Purdue Pharma Inc.; and (ii) Halo Pharmaceuticals, Inc., Shionogi Inc., Mikart, LLC, PDI, Inc., TMS Health, LLC, National Health Information Network,

Inc., Ventiv Commercial Services, LLC, inVentiv Commercial Services, LLC, UPS Supply Chain Solutions, Inc., and King Pharmaceuticals, Inc., and their respective past and current parents, subsidiaries, and affiliates) against Allergan or AbbVie and/or any of Allergan or AbbVie's Affiliated Companies relating to any Covered Conduct, Products, class of Products, and/or Released Claims arising from such business relationship; and (3) the respective past and present employees, officers, directors, members, shareholders, partners, trustees, contractors, consultants, and agents (all of the foregoing solely in their capacity as such with respect to the Released Claims) of any of the foregoing in (1) and (2). Notwithstanding the foregoing (and subject to certain provisions, including, but not limited to, the Non-Party Settlement at Section V.B.2 and the Set-Off at Section XV below), Released Entities shall exclude Divested Actavis Generic Entities and other Divested Entities (and their respective past and current parents, subsidiaries, and affiliates, including but not limited to Teva Ltd., Teva USA, and their subsidiaries and affiliates, but not Allergan and other Released Entities), but solely as to: (i) their generic opioid drugs that are Products, and/or (ii) the operation of Divested Actavis Generic Entities and other Divested Entities related to those generic opioid drugs that are Products for which Releasors have also sought to hold Allergan (and/or other Released Entities) liable. For the avoidance of doubt, any entity acquired, or joint venture entered into by Allergan after the Reference date is not a Released Entity.

77. “*Releasors*” means (1) each Settling State; (2) each Participating Subdivision; (3) each Participating Special District; and (4) without limitation and to the maximum extent of the power of each Settling State’s Attorney General and/or Participating Subdivision and Participating Special District to release Claims, (a) the Settling State’s, Participating Subdivision’s, and Participating Special District’s departments, agencies, divisions, boards, commissions, Subdivisions, districts, instrumentalities of any kind and attorneys, including its Attorney General, and any person in their official capacity whether elected or appointed to serve any of the foregoing and any agency, person, or other entity claiming by or through any of the foregoing, (b) any public entities, public instrumentalities, public educational institutions, unincorporated districts, fire districts, irrigation districts, water districts, emergency services districts, school districts, healthcare districts, hospital districts, Sheriffs and law enforcement districts, library districts, coroner’s offices, and public transportation authorities, and other Special Districts in a Settling State, including those with the regulatory authority to enforce state and federal controlled substances acts or the authority to bring Claims related to Covered Conduct seeking money (including abatement (or remediation and/or restitution)) or revoke a pharmaceutical distribution license, and (c) any person or entity acting in a *parens patriae*, sovereign, quasi-sovereign, private attorney general, *qui tam*, taxpayer, or other capacity seeking relief, including but not limited to, fines, penalties, or punitive damages, on behalf of or generally applicable to the general public with respect to a Settling State or a Subdivision or Special District in a Settling State, whether or not any of them participate in the Agreement. “*Releasors*” does not include persons acting in an individual capacity, regardless of the type of relief sought. In addition to being a Releasor as provided herein, Participating Subdivisions and Participating Special Districts shall also provide a Settlement

Participation Form, which is attached as Exhibit K. Each Settling State's Attorney General represents that he or she has or has obtained (or will obtain no later than the Effective Date) the authority set forth in the Representation and Warranty subsection of Section V.

78. “*Revocation Event*” means with respect to a Bar, Settlement Class Resolution, or Case-Specific Resolution, a legislative amendment or a revocation, rescission, reversal, overruling, or interpretation that in any way limits the effect of such Bar, Settlement Class Resolution, or Case-Specific Resolution on Released Claims or any other action or event that otherwise deprives the Bar, Settlement Class Resolution or Case-Specific Resolution of force or effect in any material respect.
79. “*Settlement Class Resolution*” means a class action resolution in a court of competent jurisdiction in a Settling State with respect to a class of Subdivisions and Special Districts in that State that (1) conforms with that Settling State's statutes, case law, and/or rules of procedure regarding class actions; (2) is approved and entered as an order of a court of competent jurisdiction in that State and has become final as defined in “*State-Specific Finality*”; (3) is binding on all Non-Participating Subdivisions and Non-Participating Special Districts in that State (other than opt outs as permitted under the next sentence); (4) provides that all such Non-Participating Subdivisions or Non-Participating Special Districts may not bring Released Claims against Released Entities, whether on the ground of the Agreement (or the releases herein) or otherwise; and (5) does not impose any costs or obligations on Allergan other than those provided for in the Agreement, or contain any provision inconsistent with any provision of the Agreement. If applicable state law requires that opt-out rights be afforded to members of the class, a class action resolution otherwise meeting the foregoing requirements shall qualify as a Settlement Class Resolution unless Subdivisions collectively representing more than 1% of the total population of all of that State's Subdivisions listed in Exhibit G opt out. In seeking certification of any Settlement Class, the applicable State and Participating Subdivisions shall make clear that certification is sought solely for settlement purposes and shall have no applicability beyond approval of the settlement for which certification is sought. Nothing in this Agreement constitutes an admission by any Party that class certification would be appropriate for litigation purposes in any case.
80. “*Settlement Fund*” means the interest-bearing fund established under the Agreement into which Annual Payments by Allergan are made pursuant to subsection VII. The Settlement Fund comprises the Abatement Accounts Fund, State Fund, and Subdivision Fund.
81. “*Settlement Fund Administrator*” means the entity that determines the Annual Payments (including calculating Incentive Payments pursuant to Section VII and any amounts subject to offset pursuant to Sections VII.C and XI), and administers and distributes amounts into the Settlement Fund. It shall also administer and distribute the Additional Restitution Amount pursuant to Section XII. The duties of the Settlement Fund Administrator shall be governed by this Agreement. Prior to

the Initial Participation Date, the Parties shall agree to selection and removal processes for and a detailed description of the Settlement Fund Administrator's duties all of which shall be appended to the Agreement as Exhibit L.

82. "*Settlement Fund Administrator Costs*" means any costs and fees associated with or arising out of the duties of the Settlement Fund Administrator with regard to Teva and Allergan's payments to the Settlement Fund as described in Exhibit L and elsewhere in this Agreement, including those arising from the use of a bank or other financial institution to receive and disburse payments.
83. "*Settlement Fund Escrow*" means the interest-bearing escrow fund established pursuant to this Agreement to hold disputed payments made under this Agreement.
84. "*Settlement Participation Form*" means the form attached as Exhibit K that Participating Subdivisions and Participating Special Districts must execute and provide to Allergan and the Implementation Administrator or Settlement Fund Administrator, and which shall (1) make such Participating Subdivisions and Participating Special Districts signatories to this Agreement, (2) include a full and complete release of any and all of such Participating Subdivisions' and Participating Special Districts' Claims and (3) require prompt cessation of litigation activity as set forth in Section III, and request for dismissal with prejudice of any Released Claims that have been filed against Released Entities by any such Participating Subdivisions or Participating Special Districts within fourteen (14) business days after the Reference Date.
85. "*Settlement Payment Schedule*" means the schedule of payments attached to this Agreement as Exhibit M. Actual payment amounts are subject to adjustments consistent with this Agreement.
86. "*Settling State*" means any Eligible State that has entered into this Agreement.
87. "*Special District*" means (1) formal and legally recognized sub-entities of a State recognized by the U.S. Census Bureau¹ and those listed on Exhibit C; and (2) any person, official, or entity thereof acting in an official capacity on behalf of the Special District. Special Districts do not include sub-entities of a State that provide general governance for a defined area that would qualify as a Subdivision. Entities that include any of the following words or phrases in its name shall not be considered a Special District: mosquito, pest, insect, spray, vector, animal, air quality, air pollution, clean air, coastal water, tuberculosis, and sanitary.
88. "*State*" means any state of the United States of America, the District of Columbia, American Samoa, Guam, the Northern Mariana Islands, Puerto Rico, and the U.S. Virgin Islands. Additionally, the use of non-capitalized "state" to describe

¹ All such entities are found on the "Special District," "School District," and "DEP School District" tabs of the Census Bureau's 2017 Government Units Listing spreadsheet available at https://www2.census.gov/programs-surveys/gus/datasets/2017/govt_units_2017.ZIP.

something (e.g., “state court”) shall also be read to include parallel entities in commonwealths, territories, and the District of Columbia (e.g., “territorial court”).

89. “*State Allocation Percentage*” means the allocation percentages for Eligible States as set forth in Exhibit F-2, which have been adjusted from the State Global Allocation Percentages to account for the Prior Settlements Credit.
90. “*State Cost Fund*” means the fund totaling \$3,598,373.50 and described in Exhibit T.
91. “*State Global Allocation Percentage*” means the allocation percentages for all States as set forth in Exhibit F-1, which represents allocations before the Prior Settlements Credit is applied.
92. “*State Fund*” means a component of the Settlement Fund described in subsection VIII.D.
93. “*State Outside Counsel Fee Fund*” means the fund totaling \$16,192,680.76 described in Exhibit S.
94. “*State-Specific Finality*” means, with respect to the Settling State in question:
 - a. the Agreement and the Consent Judgment have been approved and entered by the Court as to Allergan, including the release of all Released Claims against Released Entities as provided in this Agreement;
 - b. for all lawsuits brought by the Settling State against Released Entities for Released Claims, either previously filed or filed as part of the entry of the Consent Judgment, the Court has stated in the Consent Judgment or otherwise entered an order finding that all Released Claims against Released Entities asserted in the lawsuit have been resolved by agreement; and
 - c. (1) the time for appeal or to seek review of or permission to appeal from the approval and entry as described in subsection (a) hereof and entry of such order described in subsection (b) hereof has expired; or (2) in the event of an appeal, the appeal has been dismissed or denied, or the approval and entry described in (a) hereof and the order described in subsection (b) hereof have been affirmed in all material respects (to the extent challenged in the appeal) by the court of last resort to which such appeal has been taken and such dismissal or affirmance has become no longer subject to further appeal (including, without limitation, review by the United States Supreme Court).
95. “*State-Subdivision Agreement*” means an agreement that a Settling State reaches with the Subdivisions in that State regarding the allocation, distribution, and/or use of funds allocated to that State and to Exhibit G Participants in that State. A State-Subdivision Agreement shall be effective if approved pursuant to the provisions of Exhibit O or if adopted by statute. Preexisting agreements addressing funds other

than those allocated pursuant to this Agreement shall qualify if the approval requirements of Exhibit O are met. A State and its Subdivisions may revise, supplement, or refine a State-Subdivision Agreement if approved pursuant to the provisions of Exhibit O or if adopted by statute.

96. “*Statewide Payment Amount*” means the amount from an Annual Payment to be paid to a Settling State, its separate types of funds (if applicable), and its Exhibit G Participants.
97. “*Statutory Trust*” means a trust fund established by state law to receive funds allocated to a State’s Abatement Accounts Fund and restrict their expenditure to Opioid Remediation purposes subject to reasonable administrative expenses. A State may give a Statutory Trust authority to allocate one or more of the three Settlement Funds, but this is not required.
98. “*Subdivision*” means (1) a formal and legally recognized sub-entity of a State that provide general governance for a defined area, such as a municipality, county, parish, city, town, incorporated township, village, borough, or any other entities that provide municipal-type government within a State, and (2) any person, official, or entity thereof acting in an official capacity on behalf of the Subdivision (including, without limitation, district attorneys, county attorneys, city attorneys, Sheriffs, and any other official, employee, or representative). Unless otherwise specified, “Subdivision” includes all functional counties and parishes and other functional levels of sub-entities of a State that provide general governance for a defined area. Historic, non-functioning sub-entities of a State (such as Connecticut counties) are not Subdivisions, unless the entity has filed a lawsuit that includes a Released Claim against a Released Entity in a direct, parens patriae, or any other capacity. For purposes of this Agreement, the term Subdivision does not include Special Districts.
99. “*Subdivision and Special District Allocation Percentage*” means for Subdivisions and Special Districts in a Settling State that are eligible to receive an allocation from the Subdivision Fund pursuant to subsection VIII.D or subsection VIII.E, the percentage as set forth in Exhibit G. The aggregate Subdivision and Special District Allocation Percentage of all Subdivisions and Special Districts receiving a Subdivision and Special District Allocation Percentage in each State shall equal 100%. Immediately upon the effectiveness of any State-Subdivision Agreement, Allocation Statute, Statutory Trust, or voluntary redistribution allowed by subsection VIII.E.3 (or upon the effectiveness of an amendment to any State-Subdivision Agreement, Allocation Statute, Statutory Trust, or voluntary redistribution allowed by subsection VIII.E.3) that addresses allocation from the Subdivision Fund, whether before or after the Initial Participation Date, Exhibit G will automatically be amended to reflect the allocation from the Subdivision Fund pursuant to the State-Subdivision Agreement, Allocation Statute, Statutory Trust, or voluntary redistribution allowed by Section VIII.E.3. The Subdivision and Special District Allocation Percentages contained in Exhibit G may not change once notice is distributed pursuant to subsection X.A, except upon the effectiveness

of any State-Subdivision Agreement, Allocation Statute, Statutory Trust, or voluntary redistribution allowed by subsection VIII.E.3 (or upon the effectiveness of an amendment to any State-Subdivision Agreement, Allocation Statute, Statutory Trust, or voluntary redistribution allowed by subsection VIII.E.3) that addresses allocation from the Subdivision Fund. For the avoidance of doubt, no Subdivision or Special District not listed on Exhibit G shall receive an allocation from the Subdivision Fund and no provision of this Agreement shall be interpreted to create such an entitlement.

100. “*Subdivision Fund*” means a component of the Settlement Fund described in subsection VIII.A.
101. “*Teva*” means (i) Teva Pharmaceutical Industries Ltd. and, (ii) all of its respective past and present direct or indirect parents, subsidiaries, divisions, affiliates, joint ventures, predecessors, successors, assigns, including but not limited to the Divested Actavis Generic Entities and Anda Inc.
102. “*Teva Global Opioid Settlement Agreement*” means the settlement agreement between and among the Settling States, Participating Subdivisions, Participating Special Districts, and Teva to resolve opioid-related Claims against Teva and the other Released Entities (as defined therein).
103. “*Threshold Motion*” means a motion to dismiss or equivalent dispositive motion made at the outset of litigation under applicable procedure. A Threshold Motion must include as potential grounds for dismissal, any applicable Bar or the relevant release by a Settling State, Participating Subdivision, or Participating Special District provided under this Agreement and, where appropriate under applicable law, any applicable limitations defense.

II. Participation by States and Condition to Preliminary Agreement

- A. *Notice to States.* On November 22, 2022 this Agreement shall be distributed to all Eligible States. The Eligible States’ Attorneys General shall then have a period of thirty (30) days to decide whether to become Settling States. Eligible States will decide whether to become Settling States for both this Agreement and the Teva Global Opioid Settlement Agreement, or decline participation in both settlements. However, if Teva enters bankruptcy prior to the Effective Date, Eligible States can choose to only join this Agreement. If a State is only an Eligible State with respect to one of the Agreements, the State need only decide whether to become a Settling State with respect to the Agreement for which it is an Eligible State. States that determine to become Settling States shall so notify the Enforcement Committee and Allergan within thirty (30) days after November 22, 2022 and shall further commit to obtaining any necessary additional State releases prior to the Effective Date. This notice

period for States may be extended by written agreement of Allergan and the Enforcement Committee.

- B. *Ineligible States.* Non-Settling States and Prior Settling States shall not be eligible for any payments or have any rights in connection with this Agreement.
- C. *Condition to Preliminary Agreement.* Following the notice period to Eligible States set forth in subsection II.A above, Allergan shall determine on or before the Preliminary Agreement Date whether, in its sole discretion enough States have agreed to become Settling States to proceed with notice to Subdivisions as set forth in Section X below. The determination to proceed shall be in the sole discretion of Allergan and may be based on any criteria or factors deemed relevant by Allergan. If Allergan determines that this condition has been satisfied, and that notice to the Subdivisions should proceed, it will so notify the Settling States by providing notice to the Enforcement Committee on the Preliminary Agreement Date. If Allergan determines that this condition has not been satisfied, it will so notify the Settling States by providing notice to the Enforcement Committee, and this Agreement will have no further effect and all releases and other commitments or obligations contained herein will be void, other than Allergan's funding of Implementation Costs to date. The Preliminary Agreement Date may be extended by written agreement of Allergan and the Enforcement Committee.
- D. *Later Joinder by States.* After the Preliminary Agreement Date, an Eligible State may only become a Settling State with the consent of Allergan, in its sole discretion. If a State becomes a Settling State more than thirty (30) days after the Preliminary Agreement Date, the Subdivisions and Special Districts in that State that become Participating Subdivisions and Participating Special Districts within ninety (90) days of the State becoming a Settling State shall be considered Initial Participating Subdivisions or Initial Participating Special Districts.

III. Cessation of Litigation Activities

- A. Following the Preliminary Agreement Date, if Allergan has determined to proceed with notice pursuant to Section II, all Litigating States that intend to become Settling States and that are engaged in or have engaged in discovery and/or substantive motion practice ("*Active Litigation*") against a Released Entity shall make reasonable efforts to immediately cease litigation activity (e.g., written and document discovery, depositions, expert disclosures, and motion practice) against Allergan where feasible, or to minimize litigation activity by means of agreed deadline extensions and agreed postponement of depositions, document productions, and motion practice. Allergan shall cooperate in such efforts. The obligations under this subsection do not extend past the Reference Date if Allergan determines it is not going forward with the Agreement. This paragraph III.A does not apply to Litigating States with a trial date within six (6) months of the Preliminary Agreement Date, though such Litigating States and Allergan shall engage in good faith discussions regarding the potential cessation of litigation activity.
- B. Following the execution of the Settlement Participation Form, attached as Exhibit K, a Litigating Subdivision or Litigating Special District that is engaged in active litigation

against a Released Entity shall make all reasonable efforts to immediately cease all litigation activity (e.g., written and document discovery, depositions, expert disclosures, and motion practice) against Allergan, where feasible, or to minimize litigation activity by means of agreed deadline extensions and agreed postponement of litigation activity by means of agreed deadline extensions and agreed postponement of depositions, document productions, and motion practices. Allergan shall cooperate in such efforts. The obligations under this subsection do not extend past the Reference Date if Allergan determines it is not going forward with the settlement. This paragraph III.B does not apply to Litigating Subdivisions or Litigating Special Districts with a trial date within six (6) months of the Preliminary Agreement Date, though such Litigating Subdivisions or Litigating Special Districts and Allergan shall engage in good faith discussions regarding the potential cessation of litigation activity. Notwithstanding this provision no Litigating Subdivision is required to cease its litigation if it determines such action would be detrimental to its litigation.

- C. Following the Reference Date, the Settling States shall endeavor to file Consent Judgments (the contents of which must be agreed upon with Allergan) within thirty (30) days of the Reference Date. Participating Subdivisions and Participating Special Districts, as applicable, shall request dismissal of their actions with prejudice within fourteen (14) days of the Reference Date. The Settling States, Participating Subdivisions, and Participating Special Districts shall use best efforts to get Consent Judgments or orders of dismissal with prejudice, as applicable, entered promptly after filing.

IV. **Injunctive Relief**

- A. *Entry of Injunctive Relief.* As part of the Consent Judgment, the Parties agree to the Injunctive Relief Terms attached as Exhibit P.

V. **Release**

- A. *Scope.* As of the Effective Date, the Released Entities will be released and forever discharged from all of the Releasors' Released Claims. Each Settling State (for itself and its Releasors) and Participating Subdivision (for itself and its Releasors), and Participating Special District (for itself and its Releasors) will, on or before the Effective Date, absolutely, unconditionally, and irrevocably covenant not to bring, file, or claim, or to cause, assist in bringing, or permit to be brought, filed, or claimed, or to otherwise seek to establish liability for any Released Claims against any Released Entity in any forum whatsoever. The releases provided for in the Agreement are intended to be broad and shall be interpreted so as to give the Released Entities the broadest possible bar against any liability relating in any way to Released Claims and extend to the full extent of the power of each Settling State, its Attorney General, each Participating Subdivision, and each Participating Special District to release Claims. The release shall be a complete bar to any Released Claim of all Releasors. Nothing in this Agreement shall release or impair any Claims against Teva Ltd., Teva USA, Cephalon, or Anda, except to the extent expressly set forth in this Agreement.

B. *Claim Over and Non-Party Settlement.*

1. *Statement of Intent.* It is the intent of the Parties that:
 - a. Released Entities should not seek contribution or indemnification (other than pursuant to an insurance contract) from other parties for their payment obligations under this Agreement;
 - b. the payments made under this Agreement shall be the sole payments made by the Released Entities to the Releasers involving, arising out of, or related to Covered Conduct (or conduct that would be Covered Conduct if engaged in by a Released Entity);
 - c. Claims by Releasers against non-Parties should not result in additional payments by Released Entities, whether through contribution, indemnification or any other means; and
 - d. the Settlement meets the requirements of the Uniform Contribution Among Joint Tortfeasors Act and any similar state law or doctrine that reduces or discharges a released party's liability to any other parties.
 - e. The provisions of this subsection V.B are intended to be implemented consistent with these principles. This Agreement and the releases and dismissals provided for herein are made in good faith.
2. *Contribution/Indemnity Prohibited.* No Released Entity shall seek to recover for amounts paid under this Agreement based on indemnification, contribution, or any other theory from a manufacturer, pharmacy, hospital, pharmacy benefit manager, health insurer, third-party vendor, trade association, distributor, or health care practitioner, provided that a Released Entity shall be relieved of this prohibition with respect to any entity that asserts a Claim Over against it. However, and notwithstanding the foregoing, this provision shall not preclude any Released Entity from seeking indemnification, contribution, or any other theory from and against Teva Ltd., Divested Entities, Pfizer Inc., King Pharmaceuticals, Inc., and Alparma Inc., and/or each of their respective past and current parents, subsidiaries, and/or affiliates. For the avoidance of doubt, nothing herein shall prohibit a Released Entity from recovering amounts owed pursuant to insurance contracts.
3. *Non-Party Settlement.* To the extent that, on or after the Reference Date, any Releaser enters into a Non-Party Settlement, including in any bankruptcy case or through any plan of reorganization (whether individually or as a class of creditors), the Releaser will include (or in the case of a Non-Party Settlement made in connection with a bankruptcy case, will cause the debtor to include), unless prohibited from doing so under applicable law, in the Non-Party Settlement a prohibition on contribution or indemnity of any kind substantially equivalent to that required from Allergan in subsection V.B.2, or a release from such Non-Released Entity in favor of the Released Entities (in a form equivalent to the releases

contained in this Agreement) of any Claim Over. The obligation to obtain the prohibition and/or release required by this subsection is a material term of this Agreement. The sole remedy for a Releasor's failure to include such a provision in a Non-Party Settlement shall be the application of Section V.B.4 below. Non-Released Entities include, but are not limited to, Teva Ltd., Teva USA, Divested Actavis Generic Entities or other Divested Entities, and Anda.

4. *Claim Over.* In the event that any Releasor obtains a judgment with respect to Non-Party Covered Conduct against a Non-Released Entity that does not contain a prohibition like that in subsection V.B.3, or any Releasor files a Non-Party Covered Conduct Claim against a Non-Released Entity in bankruptcy or a Releasor is prevented for any reason from obtaining a prohibition/release in a Non-Party Settlement as provided in subsection V.B.3, and such Non-Released Entity asserts a Claim Over against a Released Entity, then Releasor and Allergan shall take the following actions to ensure that the Released Entities do not pay more with respect to Covered Conduct to Releasors or to Non-Released Entities than the amounts owed under this Agreement by Allergan:
 - a. Allergan shall notify that Releasor of the Claim Over within sixty (60) days of the assertion of the Claim Over or sixty (60) days of the Effective Date of this Agreement, whichever is later;
 - b. Allergan and that Releasor shall meet and confer concerning the means to hold Released Entities harmless and ensure that it is not required to pay more with respect to Covered Conduct than the amounts owed by Allergan under this Agreement;
 - c. That Releasor and Allergan shall take steps sufficient and permissible under the law of the State of the Releasor to hold Released Entities harmless from the Claim Over and ensure Released Entities are not required to pay more with respect to Covered Conduct than the amounts owed by Allergan under this Agreement. Such steps may include, where permissible:
 - (i) Filing of motions to dismiss or such other appropriate motion by Allergan or Released Entities, and supported by Releasors, in response to any Claim filed in litigation or arbitration;
 - (ii) Reduction of that Releasor's Claim and any judgment it has obtained or may obtain against such Non-Released Entity by whatever amount or percentage is necessary to extinguish such Claim Over under applicable law, up to the amount that Releasor has obtained, may obtain, or has authority to control from such Non-Released Entity;
 - (iii) Placement into escrow of funds paid by the Non-Released Entities such that those funds are available to satisfy the Claim Over;

- (iv) Return of monies paid by Allergan to that Releasor under this Agreement to permit satisfaction of a judgment against or settlement with the Non-Released Entity to satisfy the Claim Over;
- (v) Payment of monies to Allergan by that Releasor to ensure it is held harmless from such Claim Over, up to the amount that Releasor has obtained, may obtain, or has authority to control from such Non-Released Entity;
- (vi) Credit to Allergan under this Agreement to reduce the overall amounts to be paid under the Agreement such that it is held harmless from the Claim Over; and
- (vii) Such other actions as that Releasor and Allergan may devise to hold Allergan harmless from the Claim Over.

d. The actions of that Releasor and Allergan taken pursuant to paragraph (c) must, in combination, ensure Allergan is not required to pay more with respect to Covered Conduct than the amounts owed by Allergan under this Agreement.

e. In the event of any dispute over the sufficiency of the actions taken pursuant to paragraph (c), that Releasor and Allergan may seek review by the National Arbitration Panel, provided that, if the Parties agree, such dispute may be heard by the state court where the relevant Consent Judgment was filed. The National Arbitration Panel shall have authority to require Releasors to implement a remedy that includes one or more of the actions specified in paragraph (c) sufficient to hold Released Entities fully harmless. In the event that the panel's actions do not result in Released Entities being held fully harmless, Allergan shall have a Claim for breach of this Agreement by Releasors, with the remedy being payment of sufficient funds to hold Allergan harmless from the Claim Over. For the avoidance of doubt, the prior sentence does not limit or eliminate any other remedy that Allergan may have.

C. To the extent that the Claim Over is based on a contractual indemnity, the obligations under subsection V.B.4 shall extend solely to a Non-Party Covered Conduct Claim against a pharmacy, clinic, hospital or other purchaser or dispenser of Products, a manufacturer that sold or promoted Products, a consultant, and/or a pharmacy benefit manager or other third-party payor. Allergan shall notify the Settling States, to the extent permitted by applicable law, in the event that any of these types of Non-Released Entities asserts a Claim Over arising out of contractual indemnity against it.

D. *General Release.* In connection with the releases provided for in the Agreement, each Settling State (for itself and its Releasors), Participating Subdivision and Participating Special District expressly waives, releases, and forever discharges any and all provisions, rights, and benefits conferred by any law of any state or territory of the United States or

other jurisdiction, or principle of common law, which is similar, comparable, or equivalent to § 1542 of the California Civil Code, which reads:

General Release; extent. A general release does not extend to claims that the creditor or releasing party does not know or suspect to exist in his or her favor at the time of executing the release that, if known by him or her, would have materially affected his or her settlement with the debtor or released party.

A Releasor may thereafter discover facts other than or different from those which it knows, believes, or assumes to be true with respect to the Released Claims, but each Settling State (for itself and its Releasors), Participating Subdivision and Participating Special District hereby expressly waives and fully, finally, and forever settles, releases, and discharges, upon the Effective Date, any and all Released Claims that may exist as of such date but which Releasors do not know or suspect to exist, whether through ignorance, oversight, error, negligence or through no fault whatsoever, and which, if known, would materially affect the Settling States' decision to enter into the Agreement, the Participating Subdivisions' decision to participate in the Agreement, or the Participating Special District's decision to participate in the Agreement.

- E.** *Res Judicata.* Nothing in the Agreement shall be deemed to reduce the scope of the res judicata or claim preclusive effect that the settlement memorialized in the Agreement, and/or any Consent Judgment or other judgment entered on the Agreement, gives rise to under applicable law.
- F.** *Representation and Warranty.* The signatories hereto on behalf of their respective Settling State, its Participating Subdivisions, and its Participating Special Districts, expressly represent and warrant that they will obtain on or before the Effective Date (or have obtained) the authority to settle and release, to the maximum extent of the State's power, all Released Claims of (1) their respective Settling State; (2) any of the Settling State's past and present executive departments, state agencies, divisions, boards, commissions and instrumentalities with the regulatory authority to enforce state and federal controlled substances acts; (3) any of their respective Settling State's past and present executive departments, agencies, divisions, boards, commissions and instrumentalities that have the authority to bring Claims related to Covered Conduct seeking money (including abatement and/or remediation) or revocation of a pharmaceutical distribution license; (4) any Participating Subdivisions; and (5) any Participating Special District. For the purposes of clause (3) above, executive departments, agencies, divisions, boards, commissions, and instrumentalities are those that are under the executive authority or direct control of the State's Governor. Also, for the purposes of clause (3), a release from a State's Governor is sufficient to demonstrate that the appropriate releases have been obtained.
- G.** *Effectiveness.* The releases set forth in the Agreement shall not be impacted in any way by any dispute that exists, has existed, or may later exist between or among the Releasors. Nor shall such releases be impacted in any way by any current or future law, regulation, ordinance, or court or agency order limiting, seizing, or controlling the distribution or use

of the Settlement Fund or any portion thereof, or by the enactment of future laws, or by any seizure of the Settlement Fund or any portion thereof.

- H.** *Cooperation.* Releasors (i) will not encourage any person or entity to bring or maintain any Released Claim against any Released Entity and (ii) will reasonably cooperate with and not oppose any effort by a Released Entity to secure the prompt dismissal of any and all Released Claims.

- I.** *Non-Released Claims.* Notwithstanding the foregoing or anything in the definition of Released Claims, the Agreement does not waive, release or limit any criminal liability, Claims for any outstanding liability under any tax or securities law, Claims against parties who are not Released Entities, Claims by private individuals, Claims for Medicaid rebates, Claims asserted, or that could be asserted, by any State, Subdivision, or Special District related to the causes of action in *In re: Generic Pharmaceuticals Pricing Antitrust Litigation*, in the United States District court for the District of Pennsylvania, MDL No. 2724, and any related action (such excluded claims include, but are not limited to, all antitrust claims and any claims related to any non-opioid generic drugs), and any claims arising under the Agreement for enforcement of the Agreement.

VI. Monetary Relief Overview and Maximum Payments

- A.** Excluding Allergan's share of Implementation Costs and costs of the Settlement Fund Administrator, there are three main categories of monetary payments:
 - 1. *Annual Payments to the Settlement Fund.* These payments are generally addressed in Section VII. The maximum amount Allergan shall pay in Annual Payments to the Settlement Fund is the Net Abatement Amount of \$1,799,186,751.00, which reflects the application of the Prior Settlements Credit to the Global Settlement Abatement Amount. Annual Payments will be made over seven (7) years on the Payment Dates. The actual amount paid will depend on, among other things, the level of participation of Eligible States, their Subdivisions, and their Special Districts.

 - 2. *Additional Restitution Amount.* These payments are generally addressed in Section XII. The maximum amount Allergan shall pay for the Additional Restitution Amount is \$16,192,680.76. Payments for the Additional Restitution Amount will be made over four (4) years on the Payment Dates. The actual amount paid will depend on the number of Eligible States listed in Exhibit N that become Settling States.

 - 3. *Attorney Fee and Cost Payments.* These payments are generally addressed in Section XII and Exhibits M, R, S, and T. They consist of payments for the State Outside Counsel Fee Fund, the State Cost Fund, and the Attorney Fee and Cost Fund. These payments will be made over four (4) on the Payment Dates. The maximum amount Allergan shall pay into these funds is the Global Settlement Attorney Fee Amount of \$206,906,476.36.

- B.** The aggregate maximum amount Allergan shall pay for these for these payment categories is \$2,022,285,908.12 (the “*Post-Credit Global Settlement Amount*”). This figure does not include costs related to injunctive relief and document disclosure addressed in Exhibit P, Implementation Costs, and Settlement Fund Administrator Costs addressed in this Agreement. AbbVie agrees to satisfy the obligations to make the payments due in this Section VI if for any reason Allergan fails to fulfill its payment obligations under Section VI (the “*Payment Obligations*”).
- C.** For purposes of this Agreement only, Releasers represent that fifty-six percent (56%) of the Post-Credit Global Settlement Amount payable by Allergan constitutes consideration for the settlement of Claims involving, arising from, or related to generic opioid drugs that are Products distributed and/or sold before August 2, 2016 by Divested Actavis Generic Entities and other Divested Entities and the operation of Divested Actavis Generic Entities and other Divested Entities related to those generic opioid drugs that are Products before August 2, 2016 that the Releasers are asserting or might otherwise assert or could assert that Allergan (or any other Released Entity) is directly or indirectly and/or jointly or severally liable, including but not limited to, based on parent or control liability or a substantially similar theory. Releasers represent that forty-four percent (44%) of the Post-Credit Global Settlement Amount payable by Allergan constitutes consideration for the settlement of Claims involving, arising from, or related to branded opioid drugs that are Products of or attributable to Allergan or any other Released Entity (including but not limited to branded opioid drugs that are Products distributed and/or sold before August 2, 2016 by Divested Actavis Generic Entities and other Divested Entities and the operation of the Divested Actavis Generic Entities and the other Divested Entities related to those branded opioid drugs that are Products before August 2, 2016) that the Releasers are asserting or might otherwise assert or could assert against Allergan or any other Released Entity, of which seventy-seven percent (77%) is specifically involving, arising from, or related to Kadian® (including but not limited to Kadian® manufactured, distributed, marketed, and/or sold from 1997 through 2008 by King Pharmaceuticals, Inc. and/or Alpharma Inc.).
- D.** *Settlement Fund Administrator and Implementation Costs.* If this Agreement becomes effective, Allergan shall be responsible for one-third of the Implementation Costs. The full amount of the Implementation Costs shall be jointly advanced by Teva and Allergan. If this Agreement becomes effective, then Allergan shall deduct from Allergan’s Initial Year Payment the difference between the excess amount it advanced for Implementation Costs and its one-third obligation for such costs. Settlement Fund Administrator Costs shall be paid out of interest accrued on the Settlement Fund. Should such interest prove insufficient to fully cover the costs, the remaining cost amounts shall be paid one-third by Teva, one-third by Allergan and one-third from the Settlement Fund through the disbursement of Allergan’s final Payment Allergan shall not be responsible for any costs incurred by the Settlement Fund Administrator after the disbursement of its final Payment.

VII. Annual Payments to Settlement Fund

A. Structure of Payments to Settlement Fund

1. All payments under this Section VII shall be made into the Settlement Fund, except that where specified, they shall be made into the Settlement Fund Escrow. The Settlement Fund shall be allocated and used only as specified in Section VIII.
2. Allergan shall pay into the Settlement Fund the Net Abatement Amount consisting of \$1,799,186,751.00 minus: (1) any offsets specified in subsection VII.C below; (2) any unearned Incentive Payments under subsection VII.E below; and (3) any adjustments under Section XI below.
3. The payments to the Settlement Fund shall be divided into Base Payments and Incentive Payments as provided in subsections VII.D and VII.E below and set out in Exhibit M.

B. Settlement Fund Payment Process

1. Except as otherwise provided in this Agreement, Allergan shall make one Initial Year Payment (the first Annual Payment) and six (6) additional Annual Payments of equal installments of the Net Abatement Amount (after all applicable offsets) into the Settlement Fund. The Settlement Payment Schedule is set forth in Exhibit M. Annual Payments shall be made on the Payment Date, provided that the necessary wire instructions, W-9 form, and Allergan's Bank Verification Form process is completed for the Settlement Fund at least twenty-one (21) days before the relevant payment is due and Allergan has completed any process required by the Settlement Fund Administrator and/or its financial institution(s) to complete the transaction. If there is a delay in making a payment because any of these conditions were not completed at least twenty-one (21) days in advance of the Payment Date, then the Annual Payment will be made within twenty-one (21) days of the completion of these conditions.
2. The Initial Year Payment shall consist of only Base Payments (after all applicable offsets). The other six (6) Annual Payments shall each consist of Base Payments (after all applicable offsets) and Incentive Payments (after all applicable offsets). The amount of the Initial Year Payment and each other Annual Payment, payable by Allergan shall not exceed the maximum amounts allocated to each Payment Year in Exhibit M.
3. To determine each Annual Payment for Payment Year 2 forward, the Settlement Fund Administrator shall use the data in its records sixty (60) days prior to the Payment Date for each payment. Prior to the Effective Date, the Parties will include an exhibit to the Agreement setting forth in detail the process for the Settlement Fund Administrator obtaining relevant data and for distributing funds to Settling States and Exhibit G Participants consistent with the terms of this Agreement as quickly as practical.

4. The Settlement Fund Administrator shall determine the Annual Payment and the Statewide Payment Amount for each Settling State, consistent with the provisions in Exhibit L, by:
 - a. determining, for each Settling State, the amount of Base Payments and Incentive Payments to which the State is entitled by applying the criteria in this Section;
 - b. applying any reductions, or offsets required by Sections VII and XI; and
 - c. determining the total amount owed by Allergan to all Settling States and Exhibit G Participant.

5. If, no later than fifty (50) days prior to the Payment Date for each payment for Payment Year 2 forward, Allergan and the Enforcement Committee inform the Settlement Fund Administrator that they agree on the amount of the Annual Payment and the Statewide Payment Amount for each Settling State, Allergan shall pay the agreed-upon Annual Payment amount on the Payment Date and the Settlement Fund Administrator shall treat those amounts as the determination described in subsection VII.B.4. If the Settlement Fund Administrator is not so informed, it shall give notice to Allergan, the Settling States, and the Enforcement Committee of the amount of the Annual Payment, and the Statewide Payment Amount for each Settling State, following the determination described in subsection VII.B.4, and the following timeline shall apply:
 - a. Within twenty-one (21) days of the notice provided by the Settlement Fund Administrator, Allergan, any Settling State or the Enforcement Committee may dispute, in writing, the calculation of the Annual Payment, or the Statewide Payment Amount for a Settling State. Such disputing party must provide a written notice of dispute to the Settlement Fund Administrator, the Enforcement Committee, any affected Settling State, and Allergan identifying the nature of the dispute, the amount of money that is disputed, and the Settling State(s) affected.
 - b. Within twenty-one (21) days of the sending of a written notice of dispute, any affected party may submit a response, in writing, to the Settlement Fund Administrator, the Enforcement Committee, any affected Settling State, and Allergan identifying the basis for disagreement with the notice of dispute.
 - c. If no response is filed, the Settlement Fund Administrator shall adjust the amount calculated consistent with the written notice of dispute, and Allergan shall pay the adjusted amount as the Annual Payment on the Payment Date. If a written response to the written notice of dispute is timely sent to the Settlement Fund Administrator, the Settlement Fund Administrator shall notify Allergan of the preliminary amount to be paid, which shall be the greater of the amount originally calculated by the Settlement Fund Administrator or the amount that would be consistent with

the notice of dispute, *provided, however* that in no circumstances shall the preliminary amount to be paid be higher than the maximum amount of Base Payments and Incentive Payments for that payment as set forth in Exhibit M. For the avoidance of doubt, a transfer of payments from the Settlement Fund Escrow for other Payment Years does not count toward determining whether the amount to be paid is higher than the maximum amount of Base Payments and Incentive Payments for that payment as set forth in Exhibit M.

- d. The Settlement Fund Administrator shall place any disputed amount of the preliminary amount paid by Allergan into the Settlement Fund Escrow and shall disburse any undisputed amount to each Settling State and its Exhibit G Participants.
6. If a Settling State informs the Settlement Fund Administrator that it and its Exhibit G Participants have reached consensus on the amount of its Statewide Payment Amount, determined pursuant to subsection VII.B.3 or VII.B.4, to be distributed to the Settling State, among its separate types of funds (if applicable), and among its Exhibit G Participants, the Settlement Fund Administrator shall disburse the Statewide Payment Amount pursuant to the consensus distribution amounts provided by the Settling State. For a Settling States that does not so notify the Settlement Fund Administrator, the Settlement Fund Administrator shall allocate the Settling State's Statewide Payment Amount, pursuant to Section VII, among the separate types of funds for the Settling State (if applicable), and among its Exhibit G Participants using the following procedures:
- a. As soon as possible for each payment and following the determination described in subsection VII.B.3 and VII.B.4, the Settlement Fund Administrator shall give notice to the relevant Settling States and their Exhibit G Participants of the amount to be received by each Settling State, the amount to be received by the separate types of funds for each Settling State (if applicable), and the amount to be received by each Settling State's Exhibit G Participants.
 - b. Within twenty-one (21) days of the notice provided by the Settlement Fund Administrator, any Settling State or Exhibit G Participant may dispute, in writing, the calculation of the amount to be received by a Settling State and/or its Exhibit G Participants. A dispute will be deemed invalid and disregarded if it challenges the allocations adopted by a State-Subdivision Agreement approved pursuant to the provisions of Exhibit O or by statute. Such disputing party must provide a written notice of dispute to the Settlement Fund Administrator, any affected Settling State, and any affected Exhibit G Participant identifying the nature of the dispute, the amount of money that is disputed, and the Settling State(s) affected.
 - c. Within twenty-one (21) days of the sending of a written notice of dispute, any affected Settling State or any affected Exhibit G Participant may submit

a response, in writing, to the Settlement Fund Administrator, any affected Settling State and any affected Exhibit G Participant identifying the basis for disagreement with the notice of dispute.

- d. If no response is filed, the Settlement Fund Administrator shall adjust the amount calculated consistent with the written notice of dispute.
 - e. The Settlement Fund Administrator shall place any disputed amount into the Settlement Fund Escrow and shall disburse any undisputed amount to the Settling State and its Exhibit G Participants.
- 7. Disputes described in this subsection (other than those for which no response is filed under subsection VII.B.5.c or VII.B.6.d) shall be resolved in accordance with the terms of Section XIV.
 - 8. The Settlement Fund Administrator may combine the disbursements of Annual Payments with disbursement of funds under other comparable opioid settlements. In determining when disbursements for each Annual Payment will be made, the Settlement Fund Administrator may take into account the timeline for the availability of disbursements under other comparable opioid settlements.
 - 9. For the avoidance of doubt, Subdivisions and Special Districts not listed on Exhibit G shall not receive an allocation from the Subdivision Fund.

C. Offsets to Annual Payments to the Settlement Fund for Non-Settling States

- 1. An offset equal to the Net Abatement Amount of \$1,799,186,751.00 times the State Allocation Percentage assigned to each Non-Settling State in Exhibit F-2 shall be deducted from the total amount to be paid by Allergan to the Settlement Fund.
- 2. Non-Settling States shall not be eligible for any payments or have any rights in connection with this Agreement. Accordingly, the stated maximum dollar amounts of the Annual Payments specified in Exhibit M are reduced by the aggregate State Allocation Percentage of Non-Settling States as set forth in Exhibit F-2.

D. Base Payments

- 1. Allergan shall make Base Payments into the Settlement Fund in an amount equal to 45% of the Net Abatement Amount of \$1,799,186,751.00 minus any offsets for Non-Settling States specified in Section VII.C.I. The maximum total for Base Payments is \$809,634,037.95. The Base Payments will be paid in accordance with the Settlement Payment Schedule specified by Exhibit M, subject to potential offsets for Non-Settling States as provided in Section VII.C.1.
- 2. The Base Payments will be allocated by Settling State proportionate to each Settling State's State Allocation Percentage in Exhibit F-2, adjusted for any Non-Settling State.

E. Incentive Abatement Payments

1. Allergan shall make potential Incentive Payments totaling up to a maximum of 55% of the Net Abatement Amount of \$1,799,186,751.00 for all Settling States with the actual amount depending on whether and the extent to which the criteria set forth below are met in each Settling State. The maximum total for Incentive Payments is \$989,552,713.05.
2. The maximum total Incentive Payment for any Settling State shall be no more than the maximum total for Incentive Payments listed in Section VII.E.1 times the Settling State's State Allocation Percentage specified in Exhibit F-2. Incentive Payments are state-specific, with each Settling State receiving an Incentive Payment based on the incentives for which it is eligible for that year under the criteria set forth below and any offset specified in Section XI.
3. The Incentive Payments shall be divided among four (4) categories, referred to as Incentives A–D. Incentives A–C will be due in installments over six (6) Payment Years beginning with Annual Payment 2 and Incentive D will be due in installments over four (4) years beginning with Annual Payment 4, as shown on Exhibit M. The total amount of Incentive Payments in an Annual Payment shall be the sum of the Incentive Payments for which individual Settling States are eligible for that Payment Year under the criteria set forth below. The Incentive Payments shall be made with respect to a specific Settling State based on its eligibility for that Payment Year under the criteria set forth below.
4. The maximum amount available for Incentive Payments, \$989,552,713.05, is divided into two pools. The maximum amount of Incentive Payments for Incentives A-C shall be \$863,609,640.48, which is 48% of the maximum Net Abatement Amount. A Settling State may be eligible for its full allocable share of this payment by either achieving Incentive A or by fully earning both Incentives B and C. The maximum amount of Incentive Payments for Incentive D shall be \$125,943,072.57, which is 7% of the maximum Net Abatement Amount. (These figures represent maximum payments prior to being adjusted for any offsets and assumes every State is a Settling State and will satisfy the requirements specified below to earn its maximum incentive amount. The Incentive Payments will be paid in accordance with the payment schedule in Exhibit M, subject to potential deductions as provided herein.) A Settling State qualifies to receive Incentive Payments in addition to Base Payments if it meets the incentive eligibility requirements specified below. Settling States may qualify for Incentive Payments in four ways. If a Settling State qualifies for Incentive A, it will become entitled to receive the maximum payment allocable to the State for Incentives A-C as stated in subsection VII.E.5. If a Settling State does not qualify for Incentive A, it can alternatively qualify for Incentive B and/or Incentive C. A Settling State can qualify for Incentive D regardless of whether it qualifies for another Incentive Payment.

5. *Incentive A: Full Participation or Fully Released Claims of Litigating Subdivisions, Litigating Special Districts, Non-Litigating Subdivisions with Population Greater Than 10,000, and Non-Litigating Covered Special Districts.*
 - a. A Settling State’s total potential Incentive A payment allocation is \$863,609,640.48 times the percentage allocation assigned that Settling State in Exhibit F-2.
 - b. A State qualifies for Incentive A by: (1) complete participation in the form of releases consistent with Section V above from all Litigating Subdivisions and Litigating Special Districts, Non-Litigating Subdivisions with population over 10,000, and Non-Litigating Covered Special Districts; (2) a Bar; or (3) a combination of approaches in clauses (1)-(2) that achieves the same level of resolution of Subdivision and Special District Claims (e.g., a law barring future litigation combined with full joinder by Litigating Subdivisions and Litigating Special Districts). For purposes of Incentive A, a Subdivision or Special District is considered a “Litigating Subdivision” or “Litigating Special District” if it has brought Released Claims against Released Entities on or before the Reference Date; all other Subdivisions and Special Districts are considered “Non-Litigating.” For purposes of Incentive A, Non-Litigating Covered Special Districts shall not include a Special District with any of the following words or phrases in its name: mosquito, pest, insect, spray, vector, animal, air quality, air pollution, clean air, coastal water, tuberculosis, and sanitary.
 - c. If a Settling State qualifies for Incentive A after receiving an Incentive Payment under Incentives B or C, described below, the Settling State’s payments under Incentive A will equal the remainder of its total potential Incentive A payments less any payments previously received under Incentives B or C. A Settling State that receives all of its total potential Incentive A payment allocation shall not receive additional Incentive Payments under Incentives B or C.
 - d. A Settling State that is not eligible for Incentive A as of two (2) years after the Effective Date shall not be eligible for Incentive A for that Payment Year or any subsequent Payment Years.
6. *Incentive B: Early Participation or Released Claims by Litigating Subdivisions and Litigating Special Districts.*
 - a. If a Settling State does not qualify for Incentive A, it may still qualify to receive up to 60% of its total potential Incentive A payment allocation under Incentive B.
 - b. A Settling State can qualify for an Incentive B payment if Litigating Subdivisions and Litigating Special Districts collectively representing at least 75% of the Settling State’s litigating population are either Participating

Subdivisions, Participating Special Districts, or have their claims resolved through Case-Specific Resolutions.

- (i) A Settling State's litigating population is the sum of the population of all Litigating Subdivisions and Litigating Special Districts. A Settling State's litigating population shall include all Litigating Subdivisions and Litigating Special Districts whose populations overlap in whole or in part with other Litigating Subdivisions and Litigating Special Districts, for instance in the case of a Litigating Special District, city, or township contained within a county.
- (ii) For example, if School District A is a Litigating Special District in City B with a population of 1, City B is itself a Litigating Subdivision with a population of 8, and City B is located within County C, and County C is a Litigating Subdivision with a population 10, then each of their individual populations shall be added together (i.e., 1 + 8 +10) to determine the total litigating population (i.e., 19).

c. The following time periods apply to Incentive B payments:

- (i) Period 1: Zero to two hundred ten (210) days after the Effective Date.
- (ii) Period 2: Two hundred eleven (211) days to one year after the Effective Date.
- (iii) Period 3: One year and one day to two years after the Effective Date.

d. Within Period 1: If Litigating Subdivisions and Litigating Special Districts collectively representing at least 75% of a Settling State's litigating population are Participating Subdivisions or Participating Special Districts, or have their Claims resolved through Case-Specific Resolutions during Period 1, then a sliding scale will determine the share of the funds available under Incentive B, with a maximum of 60% of the Settling State's total potential Incentive Payment allocation available. Under that sliding scale, if Litigating Subdivisions and Litigating Special Districts collectively representing 75% of a Settling State's litigating population become Participating Subdivisions or Participating Special Districts, or achieve Case-Specific Resolution status by the end of Period 1, a Settling State will receive 50% of the total amount available to it under Incentive B. If more Litigating Subdivisions and Litigating Special Districts become Participating Subdivisions or Participating Special Districts, or achieve Case-Specific Resolution status, the Settling State shall receive an increased percentage of the total amount available to it under Incentive B as shown in the table below.

Participation or Case-Specific Resolution Levels (As percentage of litigating population)	Incentive B Award (As percentage of total amount available to Settling State for Incentive B)
75%	50%
76%	52%
77%	54%
78%	56%
79%	58%
80%	60%
85%	70%
90%	80%
95%	90%
100%	100%

- e. Within Period 2: If a Settling State did not qualify for an Incentive B payment in Period 1 but Litigating Subdivisions and Litigating Special Districts collectively representing at least 75% of the Settling State’s litigating population become Participating Subdivisions or Participating Special Districts, or achieve Case-Specific Resolution status by the end of Period 2, then the Settling State qualifies for 75% of the Incentive B payment it would have qualified for in Period 1.
- f. Within Period 3: If a Settling State did not qualify for an Incentive B payment in Periods 1 or 2, but Litigating Subdivisions and Litigating Special Districts collectively representing at least 75% of the Settling State’s litigating population become Participating Subdivisions or Participating Special Districts, or achieve Case-Specific Resolution status by the end of Period 3, then the Settling State qualifies for 50% of the Incentive B payment it would have qualified for in Period 1.
- g. A Settling State that receives the Incentive B payment for Periods 1 and/or 2 can receive additional payments if it secures participation from additional Litigating Subdivisions and/or Litigating Special Districts (or Case-Specific Resolutions of their Claims) during Periods 2 and/or 3. Those additional payments would equal 75% (for additional participation or Case-Specific Resolutions during Period 2) and 50% (for additional participation or Case-Specific Resolutions during Period 3) of the amount by which the increased litigating population levels would have increased the Settling State’s Incentive B payment if they had been achieved in Period 1.
- h. The percentage of the available Incentive B amount for which a Settling State is eligible by the end of Period 3 shall cap its eligibility for that Payment Year and all subsequent Payment Years. If Litigating Subdivisions and Litigating Special Districts that have become Participating Subdivisions or Participating Special Districts, or achieved Case-Specific Resolution

status collectively represent less than 75% of a Settling State's litigating population by the end of Period 3, the Settling State shall not receive any Incentive B payment.

- i. If there are no Litigating Subdivisions or Litigating Special Districts in a Settling State, and that Settling State is otherwise eligible for Incentive B, that Settling State will receive its full allocable share of Incentive B.
- j. Incentives earned under Incentive B shall accrue after each of Periods 1, 2, and 3. Calculations to increase Incentive Payments in later periods based on additional joinder shall not reduce any amount already vested at the end of a prior period.

7. *Incentive C: Participation or Release of Claims by Primary Subdivisions*

- a. If a Settling State does not qualify for Incentive A, it may still qualify to receive up to 40% of its total potential Incentive A payment allocation under Incentive C, which has two parts.
- b. Part 1: Under Incentive C, Part 1, a Settling State can receive up to 75% of its Incentive C allocation. A Settling State can qualify for a payment under Incentive C, Part 1 only if Primary Subdivisions (whether Litigating Primary Subdivisions or Non-Litigating Primary Subdivisions as of the Reference Date) collectively representing at least 60% of the Settling State's Primary Subdivision population become Participating Subdivisions or achieve Case-Specific Resolution status.

(i) A Settling State's Primary Subdivision population is the sum of the population of all Primary Subdivisions (whether Litigating Primary Subdivisions or Non-Litigating Primary Subdivisions as of the Reference Date). A Settling State's Primary Subdivision population shall include all Primary Subdivisions whose populations overlap in whole or in part with other Primary Subdivisions, for instance in the case of a Primary Subdivision that is a city contained within a Primary Subdivision that is a county. Because Primary Subdivisions include Subdivisions whose populations overlap in whole or in part with other Subdivisions, the Settling State's Primary Subdivision population may be greater than the Settling State's total population. (Special Districts are not relevant for purposes of Incentive C calculations.)

(ii) For example, if City A is a Primary Subdivision with a population of 1 within County B, and County B is a Primary Subdivision with a population of 10, then each of their individual populations shall be added together (i.e., 1+10) to determine the total Primary Subdivision population (i.e., 11).

- c. A sliding scale will determine the share of the funds available under Incentive C, Part 1 to Settling States meeting the minimum 60% threshold. Under that sliding scale, if a Settling State secures participation or Case-Specific Resolutions from Primary Subdivisions representing 60% of its total Primary Subdivision population, it will receive 40% of the total amount potentially available to it under Incentive C, Part 1. If a Settling State secures participation or Case-Specific Resolutions from Primary Subdivisions representing more than 60% of its Primary Subdivision population, the Settling State shall be entitled to receive a higher percentage of the total amount potentially available to it under Incentive C, Part 1, on the scale shown in the table below. If there are no Primary Subdivisions, and that Settling State is otherwise eligible for Incentive C, that Settling State will receive its full allocable share of Incentive C, Part 1.

Participation or Case-Specific Resolution Levels (As percentage of total Primary Subdivision population)	Incentive C, Part 1 Award (As percentage of total amount available to Settling State for Incentive C, Part 1)
60%	40%
70%	45%
80%	50%
85%	55%
90%	60%
91%	65%
92%	70%
93%	80%
94%	90%
95%	100%

- d. Part 2: If a Settling State qualifies to receive an incentive under Incentive C, Part 1, the Settling State can also qualify to receive an additional incentive amount equal to 25% of its total potential Incentive C allocation by securing 100% participation of the ten (10) largest Subdivisions by population in the Settling State. (Special Districts are not relevant for purposes of this calculation.) If a Settling State does not qualify for any amount under Incentive C, Part 1, it cannot qualify for Incentive C, Part 2.
- e. Incentives earned under Incentive C shall accrue on an annual basis up to three years after the Effective Date. At one, two, and three years after the Effective Date, the Settlement Fund Administrator will conduct a lookback to assess which Subdivisions had agreed to participate or had their Claim resolved through a Case-Specific Resolution that year. Based on the lookback, the Settlement Fund Administrator will calculate the incentives accrued under Incentive C for the year. The percentage of the available Incentive C amount, for both Part 1 and Part 2, for which a Settling State is

eligible three years after the Effective Date shall cap its eligibility for that Payment Year and all subsequent Payment Years.

8. *Incentive D: No Qualifying Lawsuits Surviving Threshold Motions at Two Look-Back Dates.*
- a. A Settling State's total potential Incentive D payment allocation is \$125,943,072.57 times the percentage allocation assigned that Settling State in Exhibit F-2.
 - b. If, at any time within five and one-half (5.5) years of the Preliminary Agreement Date, any Subdivision or Special District within a Settling State files litigation pursuing Released Claims against any Released Entity (a "*Qualifying Lawsuit*"), then Allergan shall, within thirty (30) days of Allergan or any Released Entity being served or otherwise informed of the prosecution of such Released Claims, provide notice to the Settling State in which such Released Claims are being pursued and shall give the relevant Settling State a reasonable opportunity to extinguish the Released Claims without any payment or any other obligations being imposed upon any Released Entities (apart from the Global Settlement Amount payable by Allergan under the Agreement or the Injunctive Relief Terms incurred by it). The relevant Settling State and Allergan shall confer and use reasonable efforts to promptly resolve a Qualifying Lawsuit so that it is dismissed with prejudice. Nothing in this subsection creates an obligation for a Settling State to make a monetary payment or incur any other obligation to an entity filing a Qualifying Lawsuit.
 - c. Part 1: Under Incentive D, Part 1, a Settling State shall receive 50% of its total potential Incentive D payment allocation if, at two years after the Effective Date (the "*First Look-Back Date*"), there are no pending Released Claims from a Qualifying Lawsuit that survived a Threshold Motion within the Settling State against any Released Entities.
 - d. Part 2: Under Incentive D, Part 2, a Settling State shall receive 50% of its total potential Incentive D payment allocation if, at five and one-half (5.5) years after the Preliminary Agreement Date (the "*Second Look-Back Date*"), there are no pending Released Claims from a Qualifying Lawsuit that survived a Threshold Motion within the Settling State against any Released Entities.
 - e. After the First Look-Back Date, a Settling State can become re-eligible for Incentive Payment D Part 1 if the lawsuit that survived a Threshold Motion is dismissed pursuant to a later motion on grounds included in the Threshold Motion, in which case the Settling State shall become eligible for Incentive Payment D less any litigation fees and cost incurred by the Released Entity in the interim, except that if the dismissal motion occurs after the

completion of opening statements in such action, the Settling State shall not be eligible for Incentive Payment D.

VIII. Allocation and Use of Settlement Funds

- A.** *Components of Settlement Fund.* The Settlement Fund shall be comprised of an Abatement Accounts Fund, a State Fund, and a Subdivision Fund for each Settling State. The payments under Section VI into the Settlement Fund shall be initially allocated among those three (3) sub-funds and distributed and used as provided below or as provided for by a State-Subdivision Agreement (or other State-specific allocation of funds). Unless otherwise specified herein, payments placed into the Settlement Fund do not revert back to Allergan.
- B.** *Use of Settlement Payments.* It is the intent of the Parties that the payments disbursed from the Settlement Fund to Settling States and Exhibit G Participants be for Opioid Remediation, subject to limited exceptions that must be documented in accordance with subsection VII.C. In no event may less than 85% of Allergan’s payments pursuant to Section VI.A.1-3 over the entirety of all Payment Years (but not any single Payment Year) be spent on Opioid Remediation.
- C.** While disfavored by the Parties, a Settling State or Exhibit G Participant may use monies from the Settlement Fund (that have not been restricted by this Agreement solely to future Opioid Remediation) for purposes that do not qualify as Opioid Remediation. If, at any time, a Settling State or Exhibit G Participant uses any monies from the Settlement Fund for a purpose that does not qualify as Opioid Remediation, such Settling State or Exhibit G Participant shall identify such amounts and report to the Settlement Fund Administrator and Allergan how such funds were used, including if used to pay attorneys’ fees, investigation costs, litigation costs, or costs related to the operation and enforcement of this Agreement, respectively. It is the intent of the Parties that the reporting under this subsection VIII.C shall be available to the public. For the avoidance of doubt, (a) any amounts not identified under this subsection VIII.C as used to pay attorneys’ fees, investigation costs, or litigation costs shall be included in the “Compensatory Restitution Amount” for purposes of subsection VIII.G and (b) Participating Subdivisions not listed on Exhibit G or Participating Special Districts that receive monies from the Settlement Fund indirectly may only use such monies from the Settlement Fund for purposes that qualify as Opioid Remediation.
- D.** *Allocation of Settlement Fund.* The allocation of the Settlement Fund allows for different approaches to be taken in different states, such as through a State-Subdivision Agreement. Given the uniqueness of States and their Subdivisions, Settling States and Participating Subdivisions are encouraged to enter into State-Subdivision Agreements in order to direct the allocation of their portion of the Settlement Fund. As set out below, the Settlement Fund Administrator will make an initial allocation to three (3) state-level sub-funds. The Settlement Fund Administrator will then, for each Settling State and its Exhibit G Participants, apply the terms of this Agreement and any relevant State-Subdivision Agreement, Statutory Trust, Allocation Statute, or voluntary redistribution of funds as set out below before disbursing the funds.

1. Base Payments. The Settlement Fund Administrator will allocate Base Payments under subsection VII.D among the Settling States in proportion to their respective State Allocation Percentages. Base Payments for each Settling State will then be allocated 15% to its State Fund, 70% to its Abatement Accounts Fund, and 15% to its Subdivision Fund. Amounts may be reallocated and will be distributed as provided in subsection VIII.E.
2. Incentive Payments. The Settlement Fund Administrator will treat Incentive Payments under subsection VII.E on a State-specific basis. Incentive payments for which a Settling State is eligible under subsection VII.E will be allocated 15% to its State Fund, 70% to its Abatement Accounts Fund, and 15% to its Subdivision Fund. Amounts may be reallocated and will be distributed as provided in subsection VIII.E.
3. Application of Adjustments. If any offset under Section XI applies with respect to a Settling State, the offset shall be applied proportionally to all amounts that would otherwise be apportioned and distributed to the State Fund, the Abatement Accounts Fund, and the Subdivision Fund for that State.
4. Settlement Fund Administrator. Prior to the Initial Participation Date, Allergan and the Enforcement Committee will agree to a detailed mechanism consistent with the foregoing for the Settlement Fund Administrator to follow in allocating, apportioning, and distributing payments, which shall be appended hereto as Exhibit L.

E. *Settlement Fund Reallocation and Distribution.* As set forth below, within a particular Settling State's account, amounts contained in the Settlement Fund sub-funds may be reallocated and distributed per a State-Subdivision Agreement or other means. If the apportionment of amounts is not addressed and controlled under subsections VIII.E.1-2, then the default provisions of subsection VIII.E.4 apply. It is not necessary that a State-Subdivision Agreement or other means of allocating funds pursuant to subsections VIII.E.1-2 address all of the Settlement Fund sub-funds. For example, a Statutory Trust might only address disbursements from a Settling State's Abatement Accounts Fund.

1. Distribution by State-Subdivision Agreement. If a Settling State has a State-Subdivision Agreement, amounts apportioned to that State's State Fund, Abatement Accounts Fund, and Subdivision Fund under subsection VIII.D shall be reallocated and distributed as provided by that agreement. Any State-Subdivision Agreement entered into or amended after July 26, 2022 shall be applied only if it requires: (1) that all amounts be used for Opioid Remediation except as allowed by subsection VIII.C, and (2) that at least 70% of amounts be used solely for future Opioid Remediation (references to "future Opioid Remediation" include amounts paid to satisfy any future demand by another governmental entity to make a required reimbursement in connection with the past care and treatment of a person related to the Alleged Harms). For a State-Subdivision Agreement to be applied to the relevant portion of an Annual Payment, notice must be provided to Allergan and the Settlement Fund Administrator at least ten (10) days prior to the Settlement

Administrator's disbursement of such portion to a Settling State and its Participating Subdivisions and Special Districts.

2. Distribution by Allocation Statute. If a Settling State has an Allocation Statute and/or a Statutory Trust that addresses allocation or distribution of amounts apportioned to such State's State Fund, Abatement Accounts Fund, and/or Subdivision Fund and that, to the extent any or all such sub-funds are addressed, requires (1) all amounts to be used for Opioid Remediation except as allowed by subsection VIII.C, and (2) at least 70% of all amounts to be used solely for future Opioid Remediation, then, to the extent allocation or distribution is addressed, the amounts apportioned to that State's State Fund, Abatement Accounts Fund, and Subdivision Fund under subsection VIII.D shall be allocated and distributed as addressed and provided by the applicable Allocation Statute or Statutory Trust. For the avoidance of doubt, an Allocation Statute or Statutory Trust need not address all three (3) sub-funds that comprise the Settlement Fund, and if the applicable Allocation Statute or Statutory Trust does not address distribution of all or some of these three (3) sub-funds, the applicable Allocation Statute or Statutory Trust does not replace the default provisions in subsection VIII.E.4 of any such unaddressed fund. For example, if an Allocation Statute or Statutory Trust that meets the requirements of this subsection VIII.E only addresses funds restricted to abatement, then the default provisions in this Agreement concerning allocation among the three (3) sub-funds comprising the Settlement Fund and the distribution of the State Fund and Subdivision Fund for that State would still apply, while the distribution of the applicable State's Abatement Accounts Fund would be governed by the qualifying Allocation Statute or Statutory Trust.
3. Voluntary Redistribution. A Settling State may choose to reallocate all or a portion of its State Fund to its Abatement Accounts Fund. An Exhibit G Participant may choose to reallocate all or a portion of its allocation from the Subdivision Fund to the State's Abatement Accounts Fund or to another Participating Subdivision or Participating Special District. The Settlement Fund Administrator is not required to honor voluntary redistribution for which notice is provided to it less than sixty (60) days prior to the Payment Date.
4. Distribution in the Absence of a State-Subdivision Agreement, Allocation Statute, or Statutory Trust. If subsections VIII.E.1-2 do not apply, and subject to any voluntary redistribution pursuant to subsection VIII.E.3, amounts apportioned to that State's State Fund, Abatement Accounts Fund, and Subdivision Fund under subsection VIII.D shall be distributed as follows:
 - a. Amounts apportioned to that State's State Fund shall be distributed to that State.
 - b. Amounts apportioned to that State's Abatement Accounts Fund shall be distributed consistent with subsection VIII.F. Each Settling State shall submit to the Settlement Fund Administrator a designation of a lead state agency or other entity to serve as the single point of contact for that Settling

State's funding requests from the Abatement Accounts Fund and other communications with the Settlement Fund Administrator. The designation of an individual entity is for administrative purposes only and such designation shall not limit funding to such entity or even require that such entity receive funds from this Agreement. The designated entity shall be the only entity authorized to request funds from the Settlement Fund Administrator to be disbursed from that Settling State's Abatement Accounts Fund. If a Settling State has established a Statutory Trust then that Settling State's single point of contact may direct the Settlement Fund Administrator to release the State's Abatement Accounts Fund to the Statutory Trust.

- c. Amounts apportioned to that State's Subdivision Fund shall be distributed to Participating Subdivisions in that State listed on Exhibit G per the Subdivision Allocation Percentage listed in Exhibit G. Subsection X.I shall govern amounts that would otherwise be distributed to Non-Participating Subdivisions listed in Exhibit G.
 - d. Special Districts shall not be allocated funds from the Subdivision Fund, except through a voluntary redistribution allowed by subsection VIII.E.3. A Settling State may allocate funds from its State Fund or Abatement Accounts Fund for Special Districts.
5. Restrictions on Distribution. No amounts may be distributed from the Subdivision Fund contrary to Section IX, *i.e.*, no amounts may be distributed directly to Non-Participating Subdivisions or to Later Participating Subdivisions in excess of what is permissible under subsection IX.E. Amounts allocated to the Subdivision Fund that cannot be distributed by virtue of the preceding sentence shall be distributed into the sub-account in the Abatement Accounts Fund for the Settling State in which the Subdivision is located, unless those payments are redirected elsewhere by a State-Subdivision Agreement described in subsection VIII.E.1 or by an Allocation Statute or a Statutory Trust described in subsection VIII.E.2.

F. Provisions Regarding Abatement Accounts Fund.

- 1. State-Subdivision Agreement, Allocation Statute, and Statutory Trust Fund Provisions. A State-Subdivision Agreement, Allocation Statute, or Statutory Trust may govern the operation and use of amounts in that State's Abatement Accounts Fund so long as it complies with the requirements of subsection VIII.E.1 or VIII.E.2 as applicable, and all direct payments to Subdivisions comply with subsections IX.E-H.
- 2. Absence of a State-Subdivision Agreement, Allocation Statute, or Statutory Trust. In the absence of a State-Subdivision Agreement, Allocation Statute, or Statutory Trust that addresses distribution, the Abatement Accounts Fund will be used solely for future Opioid Remediation and the following shall apply with respect to a Settling State:

a. *Regional Remediation.*

- (i) At least 50% of distributions for remediation from a State's Abatement Accounts Fund shall be annually allocated and tracked to the regional level. A Settling State may allow the Advisory Committee established pursuant to subsection VIII.F.2.d to define its regions and assign regional allocations percentages. Otherwise, a Settling State shall (1) define its initial regions, which shall consist of one (1) or more Subdivisions and which shall be designated by the State agency with primary responsibility for substance abuse disorder services employing, to the maximum extent practical, existing regions established in that State for opioid abuse treatment or other public health purposes; and (2) assign initial regional allocation percentages to the regions based on the Subdivision Allocation Percentages in Exhibit G and an assumption that all Subdivisions listed on Exhibit G will become Participating Subdivisions.
- (ii) This minimum regional expenditure percentage is calculated on the Settling State's initial Abatement Accounts Fund allocation and does not include any additional amounts a Settling State has directed to its Abatement Accounts Fund from its State Fund, or any other amounts directed to the fund. A Settling State may dedicate more than 50% of its Abatement Accounts Fund to the regional expenditure and may annually adjust the percentage of its Abatement Accounts Fund dedicated to regional expenditures as long as the percentage remains above the minimum amount.
- (iii) The Settling State (1) has the authority to adjust the definition of the regions, and (2) may annually revise the percentages allocated to each region to reflect the number of Subdivisions in each region that are Non-Participating Subdivisions.

- b. *Subdivision Block Grants.* Certain Subdivisions listed on Exhibit G shall be eligible to receive regional allocation funds in the form of a block grant for future Opioid Remediation. A Participating Subdivision listed on Exhibit G eligible for block grants is a county or parish (or in the case of States that do not have counties or parishes that function as political subdivisions, a city) that (1) does not contain a Litigating Subdivision or a Later Litigating Subdivision for which it has the authority to end the litigation through a release, Bar, or other action; (2) either (i) has a population of 400,000 or more or (ii) in the case of California has a population of 750,000 or more; and (3) has funded or otherwise managed an established health care or treatment infrastructure (e.g., health department or similar agency). Each Subdivision listed on Exhibit G eligible to receive block grants shall be assigned its own region.

- c. *Small States.* Notwithstanding the provisions of subsection VIII.F.2.a, Settling States with populations under four (4) million that do not have existing regions described in subsection VIII.F.2.a shall not be required to establish regions. However, such a Settling State that contains one (1) or more Subdivisions listed on Exhibit G eligible for block grants under subsection VIII.F.2.b shall be divided regionally so that each block-grant eligible Subdivision listed on Exhibit G is a region and the remainder of the State is a region.

- d. *Advisory Committee.* The Settling State shall designate an Opioid Settlement Remediation Advisory Committee (the “*Advisory Committee*”) to provide input and recommendations regarding remediation spending from that Settling State’s Abatement Accounts Fund. A Settling State may elect to use an existing advisory committee or similar entity (created outside of a State-Subdivision Agreement or Allocation Statute); *provided, however,* the Advisory Committee or similar entity shall meet the following requirements:
 - (i) Written guidelines that establish the formation and composition of the Advisory Committee, terms of service for members, contingency for removal or resignation of members, a schedule of meetings, and any other administrative details;
 - (ii) Composition that includes at least an equal number of local representatives as state representatives;
 - (iii) A process for receiving input from Subdivisions and other communities regarding how the opioid crisis is affecting their communities, their abatement needs, and proposals for abatement strategies and responses; and
 - (iv) A process by which Advisory Committee recommendations for expenditures for Opioid Remediation will be made to and considered by the appropriate state agencies.

3. Abatement Accounts Fund Reporting. The Settlement Fund Administrator shall track and assist in the report of remediation disbursements as agreed to among the Parties.

G. *Nature of Payment.* Allergan, the Settling States, the Participating Subdivisions, and the Participating Special Districts, acknowledge and agree that notwithstanding anything to the contrary in this Agreement, including, but not limited to, the scope of the Released Claims:

- 1. Allergan has entered into this Agreement to avoid the delay, expense, inconvenience, and uncertainty of further litigation;
- 2. The Settling States, the Participating Subdivisions, and the Participating Special Districts sought compensatory restitution (within the meaning of 26 U.S.C.

§ 162(f)(2)(A)) as damages for the Alleged Harms allegedly suffered by the Settling States, Participating Subdivisions and Participating Special Districts;

3. By executing this Agreement the Settling States, the Participating Subdivisions, and the Participating Special Districts certify that: (a) the Compensatory Restitution Amount is no greater than the amount, in the aggregate, of the Alleged Harms allegedly suffered by the Settling States, Participating Subdivisions and Participating Special Districts; and (b) the portion of the Compensatory Restitution Amount received by each Settling State, Participating Subdivision or Participating Special Districts is no greater than the amount of the Alleged Harms allegedly suffered by such Settling State, Participating Subdivision or Participating Special Districts;
4. The payment of the Compensatory Restitution Amount by Allergan constitutes, and is paid for, compensatory restitution (within the meaning of 26 U.S.C. § 162(f)(2)(A)) for alleged damage or harm (as compensation for alleged damage or harm arising out of alleged bodily injury) allegedly caused by Allergan;
5. The Compensatory Restitution Amount is being paid as compensatory restitution (within the meaning of 26 U.S.C. § 162(f)(2)(A)) in order to restore, in whole or in part, the Settling States, Participating Subdivisions and Participating Special Districts to the same position or condition that they would be in had the Settling States, Participating Subdivisions and Participating Special Districts not suffered the Alleged Harms;
6. No portion of the Compensatory Restitution Amount represents reimbursement to any Settling State, Participating Subdivision, Participating Special District, or other person or entity for the costs of any investigation or litigation. The entire Compensatory Restitution Amount is properly characterized as described in subsection VIII.G. No portion of the Compensatory Restitution Amount constitutes disgorgement or is properly characterized as the payment of statutory or other fines, penalties, punitive damages, other punitive assessments, or attorneys' fees; and
7. The Designated State, on behalf of all Settling States, Participating Subdivisions, and Participating Special Districts (the "Form 1098-F Filer") shall complete and file Form 1098-F with the Internal Revenue Service on or before February 28 (March 31 if filed electronically) of the year following the calendar year in which the order entering this Agreement becomes binding. On the Form 1098-F, the Form 1098-F Filer shall identify the entire Compensatory Restitution Amount received by the Form 1098-F Filer as remediation/restitution. The Form 1098-F Filer shall also, on or before January 31 of the year following the calendar year in which the order entering this Agreement becomes binding, furnish Copy B of such Form 1098-F (or an acceptable substitute statement) to Allergan.

IX. Participation by Subdivisions and Special Districts

- A. *Notice.* No later than fifteen (15) days after the Preliminary Agreement Date, the Settling States, with the cooperation of Allergan, shall send individual written notice (which may be delivered via e-mail or other electronic means) of the opportunity to participate in this Agreement and the requirements of participation to all Subdivisions and Special Districts in the Settling State that are (1) Litigating Subdivisions or Litigating Special Districts, or (2) Non-Litigating Subdivisions listed in Exhibit G. To the extent a Non-Litigating Special District is entitled to an allocation for a direct payment through its inclusion in Exhibit G pursuant to a State-Subdivision Agreement, Allocation Statute, Statutory Trust, or voluntary redistribution, the Settling States shall also send individual written notice (which may be delivered via e-mail or other electronic means) of the opportunity to participate in this Agreement and the requirements of participation to such Special District. Unless otherwise agreed by the Parties, the version of Exhibit G used for notice shall be the one in place as of the Preliminary Agreement Date. Allergan's share of costs of the written notice shall be paid by Allergan as part of the Implementation Costs. Notice (which may be delivered via e-mail or other electronic means) shall also be provided simultaneously to counsel of record for Litigating Subdivisions, Litigating Special Districts, and known counsel for Non-Litigating Subdivisions listed on Exhibit G and Non-Litigating Special Districts listed on Exhibit G. The notice will include that the deadline for becoming an Initial Participating Subdivision or Initial Participating Special District is the Initial Participation Date. Nothing contained herein shall preclude a Settling State from providing further notice to or otherwise contacting any of its Subdivisions or Special Districts about becoming a Participating Subdivision or Participating Special District, including beginning any of the activities described in this paragraph prior to the Preliminary Agreement Date.
- B. *Requirements for Becoming a Participating Subdivision: Non-Litigating Subdivisions.* A Non-Litigating Subdivision in a Settling State may become a Participating Subdivision by returning an executed Settlement Participation Form to the Implementation Administrator or Settlement Fund Administrator (which may be executed and returned by electronic means established by the Implementation Administrator or Settlement Fund Administrator) specifying (1) that the Subdivision agrees to the terms of this Agreement pertaining to Subdivisions, (2) that the Subdivision releases all Released Claims against all Released Entities, (3) that the Subdivision agrees to use monies it receives, if any, from the Settlement Fund pursuant to the applicable requirements of Section VIII, and (4) that the Subdivision submits to the jurisdiction of the Court where the Consent Judgment is filed for purposes limited to that Court's role under the Agreement. The required Settlement Participation Form is attached as Exhibit K. A Non-Litigating Subdivision will decide whether to become a Participating Subdivision for both this Agreement and the Teva Global Opioid Settlement Agreement, or neither. However, if Teva enters bankruptcy prior to the Effective Date, a Non-Litigating Subdivision can choose to only join this Agreement.
- C. *Requirements for Becoming a Participating Subdivision: Litigating Subdivisions/Later Litigating Subdivisions.* A Litigating Subdivision or Later Litigating Subdivision in a Settling State may become a Participating Subdivision by returning an executed Settlement Participation Form to the Implementation Administrator or Settlement Fund Administrator (which may be executed and returned by electronic means established by the Implementation Administrator or Settlement Fund Administrator) that, in addition to the requirements set out in subsection IX.B for Non-Litigating Subdivisions, commits it to

promptly dismissal its legal action. The required Settlement Participation Form is attached as Exhibit K. A Litigating Subdivision or Later Litigating Subdivision will decide whether to become a Participating Subdivision for both this Agreement and the Teva Global Opioid Settlement Agreement, or neither. However, if Teva enters bankruptcy prior to the Effective Date, a Litigating Subdivision or Later Litigating Subdivision can choose to only join this Agreement. Except for trials begun before the Initial Participation Date, a Litigating Subdivision or a Later Litigating Subdivision may not become a Participating Subdivision after the completion of opening statements in a trial of a legal action it brought that includes a Released Claim against a Released Entity.

D. *Initial Participating Subdivisions.* A Subdivision qualifies as an Initial Participating Subdivision if it meets the applicable requirements for becoming a Participating Subdivision set forth in subsections IX.B or IX.C by the Initial Participation Date. Provided however, all Subdivision Settlement Participation Forms shall be held by the Implementation Administrator until Allergan provides the notice in subsection X.B that it intends to proceed with the settlement, at which time the obligations created by such forms become effective. If Allergan determines not to proceed, all Settlement Participation Forms shall be returned to Counsel for Litigating Subdivisions or to the Subdivisions not represented by counsel or destroyed to the extent that such destruction is not prohibited by then existing document preservation obligations.

E. *Later Participating Subdivisions.* A Subdivision that is not an Initial Participating Subdivision may become a Later Participating Subdivision by meeting the applicable requirements for becoming a Participating Subdivision after the Initial Participation Date and agreeing to be subject to the terms of a State-Subdivision Agreement (if any) or any other structure adopted or applicable pursuant to subsections VIII.E or VIII.F. The following provisions govern what a Later Participating Subdivision can receive (but do not apply to Initial Participating Subdivisions):

1. A Later Participating Subdivision shall not receive any share of any Base or Incentive Payments paid to the Subdivision Fund that were due before it became a Participating Subdivision.
2. A Later Participating Subdivision that becomes a Participating Subdivision after the Initial Participation Date but before June 15, 2023 shall receive 75% of the share of the Initial Year Payment that it would have received had it become an Initial Participating Subdivision (unless the Later Participating Subdivision is subject to subsections IX.E.3 or IX.E.4 below). A Later Participating Subdivision that becomes a Participating Subdivision after June 15, 2023 shall receive no share of the Initial Year Payment.
3. A Later Participating Subdivision that, after the Initial Participation Date, maintains a lawsuit for a Released Claim(s) against a Released Entity and has judgment entered against it on every such Claim before it became a Participating Subdivision (other than a consensual dismissal with prejudice) shall receive 50% of the share of future Base Payments or Incentive Payments that it would have received had it become a Later Participating Subdivision prior to such judgment; *provided,*

however, that if the Subdivision appeals the judgment and the judgment is affirmed with finality before the Subdivision becomes a Participating Subdivision, the Subdivision shall not receive any share of any Base Payments or Incentive Payments.

4. A Later Participating Subdivision that becomes a Participating Subdivision while a Bar or Case-Specific Resolution involving a different Subdivision exists in its State shall receive 25% of the share of future Base Payments or Incentive Payments that it would have received had it become a Later Participating Subdivision without such Bar or Case-Specific Resolution.
- F. *No Increase in Payments.* Amounts to be received by Later Participating Subdivisions or Later Participating Special Districts shall not increase the payments due from Allergan.
- G. *Ineligible Subdivisions and Special Districts.* Prior Settling Subdivisions and Subdivisions and Special Districts in Non-Settling States or Prior Settling States are not eligible to be Participating Subdivisions or Participating Special Districts.
- H. *Non-Participating Subdivisions and Non-Participating Special Districts.* Non-Participating Subdivisions and Non-Participating Special Districts shall not directly receive any portion of any Base Payments or Incentive Payments, including from the State Fund and direct distributions from the Abatement Accounts Fund; however, a Settling State may choose to fund future Opioid Remediation that indirectly benefits Non-Participating Subdivisions and Non-Participating Special Districts.
- I. *Unpaid Allocations to Later Participating and Non-Participating Subdivisions.* Any Base Payments and Incentive Payments allocated pursuant to subsection VII.E to a Later Participating or Non-Participating Subdivision or a Later Participating or Non-Participating Special District that cannot be paid pursuant to Section IX, will be allocated to the Abatement Accounts Fund for the Settling State in which the Subdivision is located, unless those payments are redirected elsewhere by a State-Subdivision Agreement or by a Statutory Trust.
- J. *Requirements for Becoming a Participating Special District: Non-Litigating Special Districts.* A Non-Litigating Special District in a Settling State may become a Participating Special District by returning an executed Settlement Participation Form to the Implementation Administrator or Settlement Fund Administrator (which may be executed and returned by electronic means established by the Implementation Administrator or Settlement Fund Administrator) specifying (1) that the Special District agrees to the terms of this Agreement pertaining to Special Districts, (2) that the Special District releases all Released Claims against all Released Entities, (3) that the Special District agrees to use monies it receives, if any, from the Settlement Fund pursuant to the applicable requirements of Section VIII, and (4) that the Special District submits to the jurisdiction of the Court where the Consent Judgment is filed for purposes limited to that Court's role under the Agreement. The required Settlement Participation Form is attached as Exhibit K. A Non-Litigating Special District will decide whether to become a Participating Special District for both this Agreement and the Teva Global Opioid Settlement Agreement, or neither.

However, if Teva enters bankruptcy prior to the Effective Date, a Non-Litigating Special District can choose to only join this Agreement.

- K.** *Requirements for Becoming a Participating Special District: Litigating Special Districts/Later Litigating Special Districts.* A Litigating Special District or Later Litigating Special District in a Settling State may become a Participating Special District by returning an executed Settlement Participation Form to the Implementation Administrator or Settlement Fund Administrator (which may be executed and returned by electronic means established by the Implementation Administrator or Settlement Fund Administrator) that, in addition to the requirements set out in subsection IX.J for Non-Litigating Special Districts, commits it to promptly dismiss its legal action. The required Settlement Participation Form is attached as Exhibit K. A Litigating Special District or Later Litigating Special District will decide whether to become a Participating Special District for both this Agreement and the Teva Global Opioid Settlement Agreement, or neither. However, if Teva enters bankruptcy prior to the Effective Date, a Litigating Special District or Later Litigating Special District can choose to only join this Agreement. Except for trials begun before the Initial Participation Date, a Litigating Special District or a Later Litigating Special District may not become a Participating Special District after the completion of opening statements in a trial of a legal action it brought that includes a Released Claim against a Released Entity.
- L.** *Initial Participating Special Districts.* A Special District qualifies as an Initial Participating Special District if it meets the applicable requirements for becoming a Participating Special District set forth in subsections IX.J or IX.K by the Initial Participation Date. Provided however, all Special District Settlement Participation Forms shall be held by the Implementation Administrator until Allergan provides the notice in subsection X.B that it intends to proceed with the settlement, at which time the obligations created by such forms become effective.
- M.** *Later Participating Special Districts.* A Special District that is not an Initial Participating Special District may become a Later Participating Special District by meeting the applicable requirements for becoming a Participating Special District after the Initial Participation Date and agreeing to be subject to the terms of a State-Subdivision Agreement (if any) or any other structure adopted or applicable pursuant to subsections VIII.E or VIII.F. or any agreement reached by the applicable Settling State with Initial Participating Special Districts. The following provisions govern what a Later Participating Special District can receive (but do not apply to Initial Participating Special Districts):
1. Except for the Initial Year Payment, a Later Participating Special District shall not receive any share of any Base or Incentive Payments paid to the Subdivision Fund that were due before it became a Participating Special District.
 2. A Later Participating Special District that becomes a Participating Special District after Initial Participation Date but before June 15, 2023 shall receive 75% of the share of the Initial Year Payment that it would have received had it become an Initial Participating Special District (unless the Later Participating Special District is subject to subsections IX.M.3 or IX.M.4 below). A Later Participating Special

District that becomes a Participating Special District after June 15, 2023 shall receive no share of the Initial Year Payment.

3. A Later Participating Special District that, after the Initial Participation Date, maintains a lawsuit for a Released Claim(s) against a Released Entity and has judgment entered against it on every such Claim before it became a Participating Special District (other than a consensual dismissal with prejudice) shall receive 50% of the share of future Base Payments or Incentive Payments that it would have received had it become a Later Participating Special District prior to such judgment; *provided, however*, that if the Special District appeals the judgment and the judgment is affirmed with finality before the Special District becomes a Participating Special District, the Special District shall not receive any share of any Base Payments or Incentive Payments.
4. A Later Participating Special District that becomes a Participating Special District while a Bar or Case-Specific Resolution involving a different Special District exists in its State shall receive 25% of the share of future Base Payments or Incentive Payments that it would have received had it become a Later Participating Special District without such Bar or Case-Specific Resolution.

X. Condition to Effectiveness of Agreement and Filing of Consent Judgment

- A. *Determination to Proceed With Settlement.* Allergan will determine on or before the Reference Date whether there has been a sufficient resolution of the Claims of the Subdivisions and Special Districts in the Settling States (through participation under Section IX, Case-Specific Resolution(s), and Bar(s)) to proceed with this Agreement. The determination shall be in the sole discretion of Allergan, in good faith, and may be based on any criteria or factors deemed relevant by Allergan.
- B. *Notice by Allergan.* On or before the Reference Date, Allergan shall inform the Settling States and MDL Plaintiffs' Executive Committee of its determination pursuant to subsection X.A. If Allergan determines to proceed, the Parties will proceed to file the Consent Judgments. If Allergan determines not to proceed, this Agreement will have no further effect and all releases (including those given by Participating Subdivisions and Participating Special Districts) and other commitments or obligations contained herein will be void and Settlement Participation Forms returned to the Subdivision or Special District or destroyed to the extent not prohibited by then existing legal obligations or document holds.

XI. Potential Payment Adjustments

- A. *Settlement Class Resolution Opt Outs.* If a Settling State is eligible for Incentive A on the basis of a Settlement Class Resolution, and a Primary Subdivision that opted out of the Settlement Class Resolution maintains a lawsuit asserting a Released Claim against a Released Entity, the following shall apply. If the lawsuit asserting a Released Claim either survives a Threshold Motion or has an unresolved Threshold Motion fewer than sixty (60) days prior to the scheduled start of a trial involving a Released Claim, and is resolved with

finality on terms requiring payment by the Released Entity, Allergan shall receive a dollar-for-dollar offset for the amount paid against its obligation to make remaining Incentive A payments that would be apportioned to that State or Participating Subdivisions listed on Exhibit G.

B. *Revoked Bar, Settlement Class Resolution, or Case-Specific Resolution.*

1. If Allergan made a payment as a result of the existence of a Bar, Settlement Class Resolution, or Case-Specific Resolution in a Settling State, and that Bar, Settlement Class Resolution, or Case-Specific Resolution is subject to a Revocation Event, Allergan shall receive a dollar-for-dollar offset against its obligation to make remaining payments that would be apportioned to that State or Participating Subdivisions or Participating Special Districts listed on Exhibit G. This offset will be calculated as the dollar amount difference between (1) the total amount of Incentive Payments paid by Allergan during the time the Bar, Settlement Class Resolution, or Case-Specific Resolution subject to the Revocation Event was in effect, and (2) the total amount of Incentive Payments that would have been due from Allergan during that time without the Bar, Settlement Class Resolution, or Case-Specific Resolution subject to the Revocation Event being in effect. The amount of Incentive Payments that would have been due, referenced in (2) above, will be calculated based on considering any Subdivision or Special District that provides a release within one hundred eighty (180) days after the Revocation Event as having been a Participating Subdivision or Participating Special District (in addition to all other Participating Subdivisions and Participating Special Districts) during the time that the Bar, Settlement Class Resolution, or Case-Specific Resolution subject to the Revocation Event was in effect. If a Revocation Event causes a Settling State to no longer qualify for one or both parts of Incentive D, the Settling State and its Exhibit G participants shall return to Allergan all relevant payments made under Incentive D through offsets as set forth above.
2. Notwithstanding anything to the contrary in paragraph 1 above, if a Bar or Case-Specific Resolution is reinstated by the Settling State, either through the same or different means as the initial Bar or Case-Specific Resolution, Allergan's right to an offset is extinguished and any amounts withheld to offset amounts paid on account of the revoked, rescinded, reversed, or overruled Bar or Case-Specific Resolution shall be returned to the Settling State, less and except any Incentive Payments that would have been paid during the period in which the Bar or Case-Specific Resolution was revoked, rescinded, reversed, or overruled.

XII. Additional Restitution Amount

- A.** *Additional Restitution Amount.* Allergan shall pay an Additional Restitution Amount to each Settling State listed in Exhibit N in the amount and on the schedule set forth in Exhibit M. The maximum Additional Restitution Amount of \$16,192,680.76 shall be reduced by the allocation set forth on Exhibit N for any Non-Settling States listed on Exhibit N. The Settlement Fund Administrator shall allocate such funds among and within the Settling

States listed in Exhibit N at the same time as its allocation of Annual Payments pursuant to Section VII.B.

- B. Additional Restitution Amount funds shall not be subject to allocation as provided in Sections VIII.D through VIII.F

XIII. Plaintiffs' Attorneys' Fees and Costs

- A. Attorneys' fees and costs are addressed in the following exhibits and are incorporated herein by reference:
 1. The State Outside Counsel Fee Fund is addressed in Exhibit U.
 2. The State Cost Fund is addressed in Exhibit S.
 3. The Attorney Fee and Cost Fund is addressed and the Agreement on Attorneys' Fees, Expenses and Costs is set forth in Exhibit R.

XIV. Enforcement and Dispute Resolution

- A. *Enforceability.* The terms of the Agreement and Consent Judgment applicable to or in a Settling State will be enforceable solely by that Settling State and Allergan. Settling States or Participating Subdivisions shall not have enforcement rights with respect either to the terms of this Agreement that apply only to or in other States or to any Consent Judgment entered into by another Settling State. Participating Subdivisions shall not have enforcement rights against Allergan with respect to the Agreement or any Consent Judgment except as to payments that would be allocated to the Subdivision Fund or Abatement Accounts Fund pursuant to Section VII; *provided, however*, that each Settling State shall allow Participating Subdivisions in that State to notify it of any perceived violations of the Agreement or Consent Judgment.
- B. *Consent to Jurisdiction and Service of Process.* Allergan consents to the jurisdiction of the Court in which the Consent Judgment is filed, and any appellate court thereof, limited to resolution of disputes identified in subsection XIV.G.2; for a civil action for any appropriate relief to enforce compliance with the Parties' Agreement for Injunctive Relief pursuant to Exhibit P, Section K.5 herein; and for any proceedings for or related to the enforcement or collection of any payments on the Consent Judgment for resolution in the Court in which the Consent Judgment is filed. Allergan further agrees any service of process or notice required for such action or proceeding may be effectuated on Allergan through delivery of all required papers by hand or by a nationally recognized private courier on Allergan's representatives identified in Section XVI.P herein. To be clear, for the purposes of this Agreement only, Allergan consents to personal jurisdiction before such courts, and will not contend service must be effectuated through personal service of the Hague Convention process.
- C. *Specific Terms Dispute Resolution.*

1. Any dispute that is addressed by the provisions set forth in the Injunctive Relief Terms in Exhibit P shall be resolved as provided therein and pursuant to Section VIII.E.3 herein.
2. In the event Allergan believes the 85% threshold established in subsection VIII.B is not being satisfied, any Party may request that Allergan and the Enforcement Committee meet and confer regarding the use of funds under subsection VIII.B. The completion of such meet-and-confer process is a precondition to further action regarding any such dispute. Further action concerning subsection VIII.B shall: (i) be limited to Allergan seeking to reduce its Annual Payments by no more than 5% of the difference between the actual amount of Opioid Remediation and the 85% threshold established in subsection VIII.B; (ii) only reduce Annual Payments to those Settling States and its Participating Subdivisions that are below the 85% threshold established in subsection VIII.B; and (iii) not reduce Annual Payments restricted to future Opioid Remediation.

D. *State-Subdivision Enforcement.*

1. A Participating Subdivision shall not have enforcement rights against a Settling State in which it is located with respect to the Agreement or any Consent Judgment except: (1) as provided for in a State-Subdivision Agreement, Allocation Statute, or Statutory Trust with respect to intrastate allocation; or (2) in the absence of a State-Subdivision Agreement, Allocation Statute, or Statutory Trust, as to allegations that: (a) the Settling State's use of Abatement Accounts Fund monies were not used for uses similar to or in the nature of those uses contained in Exhibit E; or (b) a Settling State failed to pay funds directly from the Abatement Accounts Fund to a Participating Subdivision eligible to receive a block grant pursuant to subsection VIII.F.2.b.
2. A Settling State shall have enforcement rights against a Participating Subdivision located in its territory: (1) as provided for in a State-Subdivision Agreement, Allocation Statute, or Statutory Trust; or (2) in the absence of a State-Subdivision Agreement, Allocation Statute, or Statutory Trust, as to allegations that the uses of Abatement Accounts Fund monies by Participating Subdivisions listed on Exhibit G were not for uses similar to or in the nature of those uses contained in Exhibit E.
3. As between Settling States and Participating Subdivisions, the above rights are contractual in nature and nothing herein is intended to limit, restrict, change, or alter any other existing rights under law.

E. *Enforcement Committee Actions to Enforce Agreement.*

1. The Parties agree that in the event of any failure by Allergan to make any required payments under this Agreement, the Enforcement Committee, on its own or through its designee such as a Settling State or Participating Subdivision acting by its authorization and on its behalf, shall have the ability and right to file an action or proceeding in any New York state court, or federal court of the United States of

America, sitting in New York, for or related to the enforcement or collection of such payments.

2. If any National Dispute involving a Settling State, Participating Subdivision, and/or Allergan is pending before a National Arbitration Panel concerning a given year's payment to all Settling States, any action or proceeding pursuant to this subsection XIV.E shall be stayed as to any disputed amounts only, but may proceed as to any and all undisputed amounts. In the event there is a dispute between the Parties as to the disputed amounts at issue, the Enforcement Committee or any party to that dispute may seek an expedited determination from the National Arbitration Panel for that proceeding as to the disputed and undisputed amounts.
 3. The Parties further Agree that in the event of Allergan's breach of the Parties' Agreement for Injunctive Relief (Exhibit P attached hereto), the Enforcement Committee, on its own or through a single designee such as a Settling State shall have the ability and right to file a civil action pursuant to Exhibit P, after completing the processes laid out in Exhibit P, in any New York state court, or federal court of the United States of America, sitting in New York, seeking any appropriate relief to enforce compliance with such Agreement for Injunctive Relief.
 4. Allergan and other Released Entities consent to the jurisdiction of the New York state court, or federal court of the United States of America, sitting in New York, and any appellate court from any thereof, in which any action or proceeding is initiated pursuant to this subsection XIV.E, and for enforcement or collection of any related judgment entered by such court. Allergan further agrees any service of process or notice required for such action or proceeding, including for any action or proceeding for enforcement or collection of any judgment entered thereon, may be effectuated on Allergan through delivery of all required papers by hand or by a nationally recognized private courier on Allergan's representatives identified in Section XVI.P herein. For the purposes of this Agreement only, Allergan consents to personal jurisdiction before such courts and will not contend service must be effectuated through personal service or the Hague Convention process.
 5. The enforcement rights under this subsection XIV.E are in addition to, and not in lieu of, any other enforcement and collection rights of the Parties herein, including but not limited to enforcement rights as to payments as allowed by subsection XV.A.
- F.** *Subdivision Payment Enforcement.* A Participating Subdivision shall have the same right as a Settling State pursuant to subsection XIV.G.4.a(iv) to seek resolution of any failure by Allergan to make its required Base Payments and/or Incentive Payments in a Payment Year.
- G.** *Other Dispute Resolution Terms.*
1. Except as provided in subsection VIII.C, the parties to a dispute shall promptly meet and confer in good faith to resolve any dispute prior to any filing or

presentation to the Court or National Arbitration Panel. If the parties cannot resolve the dispute informally, and unless otherwise agreed in writing, they shall follow the remaining provisions of this Section XIV to resolve the dispute.

2. Except as provided in subsections XIV.C and XIV.G.4, disputes not resolved informally shall be resolved in either the Court that entered the relevant Consent Judgment or, if no Consent Judgment was entered, a state or territorial court with jurisdiction located wherever the seat of state government is located. State court proceedings shall be governed by the rules and procedures of the forum. For the avoidance of doubt, disputes to be resolved in state court include, but are not limited to, the following:
 - a. disputes concerning whether expenditures qualify for Opioid Remediation;
 - b. disputes between a Settling State and Participating Subdivisions located in such Settling State as provided by subsection XIV.D, except to the extent the State-Subdivision Agreement provides for other dispute resolution mechanisms. For the avoidance of doubt, disputes between a Settling State and any Participating Subdivision shall not be considered National Disputes;
 - c. whether this Agreement and relevant Consent Judgment are binding under state law;
 - d. the extent of the Attorney General's or other participating entity's authority under state law, including the extent of the authority to release Claims;
 - e. whether the requirements of a Bar, a Case-Specific Resolution, State-Specific Finality, Later Litigating Subdivision, Litigating Subdivision, or a Threshold Motion have been met; and
 - f. all other disputes not specifically identified in subsections XIV.C and XIV.G.4.
3. Any Party may request that the National Arbitration Panel provide an interpretation of any provision of the settlement that is relevant to the state court determination, and the National Arbitration Panel shall make reasonable best efforts to supply such interpretation within the earlier of thirty (30) days or the time period required by the state court proceedings. Any Party may submit that interpretation to the state court to the extent permitted by, and for such weight provided by, the state court's rules and procedures. If requested by a Party, the National Arbitration Panel shall request that its interpretation be accepted in the form of an amicus curiae brief, and any attorneys' fees and costs for preparing any such filing shall be paid for by the requesting Party.
4. National Disputes involving a Settling State, Participating Subdivision, and/or Allergan shall be resolved by a National Arbitration Panel.

- a. “*National Disputes*” are disputes that are exceptions to subsection XIV.G.2’s presumption of resolution in state courts because they involve issues of interpretation of Agreement terms applicable to all Settling States without reference to a particular State’s law. Disputes between a State and any Participating Subdivisions shall not be considered National Disputes. National Disputes are limited to the following:
- (i) the amount of offset and/or credit attributable to Non-Settling States;
 - (ii) issues involving the scope and definition of “Product”;
 - (iii) interpretation and application of the terms “Covered Conduct” and “Released Entities”;
 - (iv) disputes over a given year’s Annual Payment or the payment of the Additional Restitution Amount to all Settling States (for the avoidance of doubt, disputes between a Settling State and Allergan over the amounts owed to only that State shall not be considered National Disputes);
 - (v) questions regarding the performance and/or removal of the Settlement Fund Administrator;
 - (vi) disputes involving liability of successor entities;
 - (vii) disputes that require a determination of sufficient Subdivision and Special District participation to qualify for Incentives A, B, C, or D,;
 - (viii) disputes that require interpretation of Agreement terms (i) that concretely affect four (4) or more Settling States; and (ii) do not turn on unique definitions and interpretations under State law; and
 - (ix) any dispute subject to resolution under subsection XIV.G.2 but for which all parties to the dispute agree to arbitration before the National Arbitration Panel under the provisions of this subsection XIV.G.4.
- b. The “*National Arbitration Panel*” shall be comprised of three (3) neutral arbitrators. One (1) arbitrator shall be chosen by Allergan, one (1) arbitrator shall be chosen by the Enforcement Committee with due input from Participating Subdivisions, and the third arbitrator shall be agreed upon by the first two (2) arbitrators. The membership of the National Arbitration Panel is intended to remain constant throughout the term of this Agreement, but in the event that replacements are required, the retiring arbitrator shall be replaced by the party that selected him/her.

- (i) The National Arbitration Panel shall make reasonable best efforts to decide all matters within one hundred eighty (180) days of filing, and in no event shall it take longer than one (1) year.
 - (ii) The National Arbitration Panel shall conduct all proceedings in a reasonably streamlined process consistent with an opportunity for the parties to be heard. Issues shall be resolved without the need for live witnesses where feasible, and with a presumption in favor of remote participation to minimize the burdens on the parties.
 - (iii) To the extent allowed under state law, a Settling State, Participating Subdivision, and (at any party's request) the National Arbitration Panel may certify to an appropriate state court any question of state law. The National Arbitration Panel shall be bound by a final state court determination of such a certified question. The time period for the arbitration shall be tolled during the course of the certification process.
 - (iv) The arbitrators will give due deference to any authoritative interpretation of state law, including any declaratory judgment or similar relief obtained by a Settling State, Participating Subdivision, or Allergan on a state law issue.
 - (v) The decisions of the National Arbitration Panel shall be binding on Settling States, Participating Subdivisions, Allergan, and the Settlement Fund Administrator. In any proceeding before the National Arbitration Panel involving a dispute between a Settling State and Allergan whose resolution could prejudice the rights of a Participating Subdivision(s) or Participating Special District(s) in that Settling State, such Participating Subdivision(s) or Participating Special District(s) shall be allowed to file a statement of view in the proceeding.
- c. Nothing herein shall be construed so as to limit or otherwise restrict a State from seeking injunctive or other equitable relief in state court to protect the health, safety, or welfare of its citizens.
 - d. Each party shall bear its own costs in any arbitration or court proceeding arising under this subsection XIV.G. The costs for the arbitrators on the National Arbitration Panel shall be divided and paid equally by the disputing sides for each individual dispute, *e.g.*, a dispute between Allergan and Settling States/Participating Subdivisions shall be split 50% by Allergan and 50% by the Settling States/Participating Subdivisions that are parties to the dispute; a dispute between a Settling State and a Participating Subdivision shall be split 50% by the Settling State and 50% by any Participating Subdivisions that are party to the dispute.

5. Prior to initiating an action to enforce pursuant to this subsection XIV.G, the complaining party must:
 - a. Provide written notice to the Enforcement Committee of its complaint, including the provision of the Consent Judgment and/or Agreement that the practice appears to violate, as well as the basis for its interpretation of the disputed provision. The Enforcement Committee shall establish a reasonable process and timeline for obtaining additional information from the involved parties; *provided, however*, that the date the Enforcement Committee establishes for obtaining additional information from the parties shall not be more than forty-five (45) days following the notice. The Enforcement Committee may advise the involved parties of its views on the complaint and/or seek to resolve the complaint informally.
 - b. Wait to commence any enforcement action until thirty (30) days after the date that the Enforcement Committee establishes for obtaining additional information from the involved parties.
6. If the parties to a dispute cannot agree on the proper forum for resolution of the dispute under the provisions of subsections XIV.G.2 or XIV.G.4, a committee comprising the Enforcement Committee and sufficient representatives of Allergan such that the members of the Enforcement Committee have a majority of one (1) member will determine the forum where the dispute will be initiated within twenty-eight (28) days of receiving notification of the dispute relating to the proper forum. The forum identified by such committee shall be the sole forum for determining where the dispute shall be heard, and the committee's identification of such forum shall not be entitled to deference by the forum selected.

H. *No Effect.* Nothing in this Agreement shall be interpreted to limit the Settling State's Civil Investigative Demand ("CID") or investigative subpoena authority, to the extent such authority exists under applicable state law and the CID or investigative subpoena is issued pursuant to such authority, and Allergan reserves all of its rights in connection with a CID or investigative subpoena issued pursuant to such authority.

XV. Judgment and Settlement Set-Off Related to Teva

A. The Parties recognize that some of the Settling States, Participating Subdivisions, and Participating Special Districts are pursuing Claims against Teva Ltd., Teva USA, Cephalon, Divested Actavis Generic Entities, and/or other Divested Entities, and/or each of their respective parents, subsidiaries, and/or affiliates. If any of them achieves a judgment by verdict, judicial decision, or means other than settlement against any of Teva Ltd., Teva USA, Cephalon, Divested Actavis Generic Entities, and/or other Divested Entities, and/or each of their respective parents, subsidiaries, and/or affiliates, each plaintiff listed above shall represent and agree that any payment(s) that the Settling States, Participating Subdivisions, and Participating Special Districts or their counsel receives from Teva Ltd., Teva USA, Cephalon, Divested Actavis Generic Entities, and/or other Divested Entities, and/or each of their respective parents, subsidiaries, and/or affiliates

reflects the amount over and above 56% of the amount they or their counsel received from the Global Settlement Amount due under this Agreement that each and all of them deem to reflect a fair overall settlement value for liability attributable to the generic opioid drugs that are Products distributed and/or sold before August 2, 2016 by Divested Actavis Generic Entities and/or other Divested Entities and/or attributable to the operation of the Divested Actavis Generic Entities and/or other Divested Entities related to those generic opioid drugs that are Products before August 2, 2016.

- B.** The Settling States, Participating Subdivisions, and Participating Special Districts may reach a settlement agreement with Teva Ltd., Teva USA, Cephalon, Divested Actavis Generic Entities, and/or other Divested Entities, and/or each of their respective parents, subsidiaries, and/or affiliates that resolves some or all of their respective Claims. In that event, the Releasors represent and agree that any payment(s) that the Settling States, Participating Subdivisions, and Participating Special Districts or their counsel receives from Teva Ltd., Teva USA, Cephalon, Divested Actavis Generic Entities, and/or other Divested Entities, and/or each of their respective parents, subsidiaries, and/or affiliates reflects the amount over and above 56% of the amount they or they counsel received from the Global Settlement Amount due under this Agreement that each and all of them deem to reflect a fair overall settlement value for liability attributable to the generic opioid drugs that are Products distributed and/or sold before August 2, 2016 by Divested Actavis Generic Entities and/or other Divested Entities and/or attributable to the operation of the Divested Actavis Generic Entities and/or other Divested Entities related to those generic opioid drugs that are Products before August 2, 2016. In any such settlement agreement with Teva Ltd., Teva USA, Cephalon, Divested Actavis Generic Entities, and/or other Divested Entities, and/or each of their respective parents, subsidiaries, and/or affiliates, the Settling States, Participating Subdivisions, and Participating Special Districts agree that the agreed settlement amount reflects the value the parties to the agreement deem a fair settlement value over and above the payments made or due to be paid under the Allergan Public Global Opioid Settlement Agreement for generic opioid drugs that are Products distributed and/or sold before August 2, 2016 by Divested Actavis Generic Entities and/or other Divested Entities and/or relate to the operation of Divested Actavis Generic Entities and other Divested Entities related to those generic opioid drugs that are Products before August 2, 2016.

XVI. Miscellaneous

- A.** *No Admission.* Allergan does not admit liability or wrongdoing. Neither this Agreement nor the Consent Judgments shall be considered, construed, or represented to be (1) an admission, concession, or evidence of liability or wrongdoing or (2) a waiver or any limitation of any defense otherwise available to Allergan.
- B.** *Population of Subdivisions.* The population figures for Subdivisions shall be the published U.S. Census Bureau's population estimates for July 1, 2019, released May 2020. These population figures shall remain unchanged during the term of this Agreement.
- C.** *Population of Special Districts.* For any purpose in this Agreement in which the population of a Special District is used: (a) School Districts' population will be measured by the

number of students enrolled who are eligible under the Individuals with Disabilities Education Act (“*IDEA*”) or Section 504 of the Rehabilitation Act of 1973; (b) Health Districts’ and Hospital Districts’ population will be measured at 25% of discharges; and (c) all other Special Districts’ (including Fire Districts’ and Library Districts’) population will be measured at 10% of the population served.

D. *Population Associated with Sheriffs.* For any purpose in this Agreement in which the population associated with a lawsuit by a sheriff is used, the population will be measured at 20% of the capacity of the jail(s) operated by the sheriff.

E. *Most-Favored-Nation Provision.*

1. If Allergan enters into any settlement agreement with any Non-Settling State after November 23, 2022 that resolves Claims similar in scope to the Claims released by a Settling State under this Agreement on overall payment terms that are more favorable to such Non-Settling State on a net present value basis (calculated with a 7% discount rate) on overall payment terms the Non-Settling State would have received under this Agreement based on the same level of participation, then the Settling States, individually or collectively, may elect to seek review, pursuant to Section XVI.E.3, of the overall payment terms of this Agreement and the Non-Settling State agreement so that the Settling State(s) may obtain, with respect to Allergan, overall payment terms at least as favorable as those obtained by such Non-Settling State. “*Overall payment terms*” refers to consideration of all payment terms of the two agreements, taken together, including, but not limited to the amount of payments, the timing of payments, and conditions or contingencies on payments.
2. For any settlement with a Non-Settling State involving Released Claims, Allergan shall provide the Enforcement Committee with a copy of the settlement agreement or relevant Consent Judgment within thirty (30) calendar days of the consummation of such settlement. The Enforcement Committee will promptly distribute such copy to all Settling States.
3. In the event that one or more Settling State(s) believes that the overall payment terms of an agreement by Allergan with a Non-Settling State are more favorable to the Non-Settling State, when compared based on the totality of the considerations set forth in Section XVI.E.1, the Settling State(s) and Allergan shall engage in the following process:
 - a. The Settling State(s) shall provide notice, within sixty (60) calendar days of the date on which a settlement agreement or Consent Judgment is provided to the Enforcement Committee, to Allergan of its intent to seek revision of this Agreement to provide payment terms that are, on an overall basis, as favorable as those obtained by the Non-Settling State. Such notice shall be confidential and not disclosed publicly to the extent allowed by law and shall state, in detail, the basis for the Settling State’s belief that it is entitled to a revision of the Agreement.

- b. Allergan shall, within thirty (30) calendar days, provide a response to the Settling State(s), explaining its position, in detail, as to whether the Settling State(s) is entitled to more favorable overall payment terms than those provided for in this Agreement.
 - c. In the event the Settling State(s) and Allergan do not reach agreement as to the application of Section XVI.E.1, the Settling State(s) may petition the National Arbitration Panel to seek a ruling from the Panel as to the applicability of Section XVI.E.1, provided that the Settling State(s) may seek such review only if at least five (5) Settling States co-sign the petition. The Panel shall consider submissions and argument by the parties pursuant to the procedures set forth in Section XIV.G.4.
 - d. The Settling State(s) and Allergan shall be bound by the determination of the National Arbitration Panel.
4. This Section XVI.E does not apply to, and there is no ability of any Settling State to seek or obtain revision of this Agreement based on, any Non-Settling State agreement with Allergan that is entered into: (a) either the earlier of (i) after the close of expert discovery or (ii) after a date ninety (90) calendar days prior to the scheduled start date of a trial between Allergan and the Non-Settling State or any severed or bifurcated portion thereof, provided that, where, in order to complete a settlement, a Non-Settling State and Allergan jointly request an adjournment of the scheduled start date of a trial within ninety (90) days of that date, this exception will apply as if the trial date had not been adjourned; (b) with a Non-Settling State that previously litigated to judgment a case related to opioids against any manufacturer, distributor, or pharmacy; or (c) the earlier of (i) after a Non-Settling State has obtained any court order or judicial determination that grants judgment (in whole or in part) against Allergan in the Non-Settling State's case, (ii) after a sanctions ruling against Allergan in the Non-Settling State's case against Allergan; or (iii) after any ruling has issued in the Non-Settling State's case against any manufacturer, distributor, or pharmacy on the issue of joint and several liability. The National Arbitration Panel shall have no power to review agreements that satisfy any of the conditions described in this paragraph.
5. This Section does not apply to, and there is no ability of any Settling State to seek or obtain revision of this Agreement based on, any agreement between Allergan and (a) federally-recognized tribe(s), (b) Non-Participating Subdivisions or (3) Non-Participating Special Districts. This Section XVI.E will not apply to any agreement entered into more than six (6) months after the Reference Date.

F. *Tax Reporting and Cooperation.*

1. The Parties agree that, unless otherwise required by law, Allergan's payment of the Compensatory Restitution Amount (after all applicable offsets) payable by Allergan shall be directed to Opioid Remediation for restitution of Alleged Harms allegedly caused by Allergan. By executing this Agreement (or the Settlement

Participation Form and thereby becoming a signatory to this Agreement), each Settling State, Participating Subdivision, and Participating Special District certify that: (1) the entity suffered Alleged Harms allegedly caused by Allergan; (2) the Compensatory Restitution Amount to be paid by Allergan to the entity represent an amount that is less than or equal to the actual monetary damage allegedly caused by Allergan; and (3) the entity shall use such payments for the sole purpose of Opioid Remediation.

2. Upon request by Allergan, the Settling States, Participating Subdivisions, and Participating Special Districts agree to perform such further acts and to execute and deliver such further documents as may be reasonably necessary for Allergan to establish the statements set forth in subsection VIII.G to the satisfaction of their tax advisors, their independent financial auditors, the Internal Revenue Service, or any other governmental authority, including as contemplated by Treasury Regulations Section 1.162-21(b)(3)(ii) and any subsequently proposed or finalized relevant regulations or administrative guidance.
 3. Without limiting the generality of subsection XVI.F, each Settling State, Participating Subdivision, and Participating Special District shall cooperate in good faith with Allergan with respect to any tax claim, dispute, investigation, audit, examination, contest, litigation, or other proceeding relating to this Agreement.
 4. The Designated State, on behalf of all Settling States, Participating Subdivisions, and Participating Special Districts, shall designate one of its officers or employees to act as the “appropriate official” within the meaning of Treasury Regulations Section 1.6050X-1(f)(1)(ii)(B) (the “Appropriate Official”).
 5. Neither Allergan nor the Settling States, Participating Subdivisions, and Participating Special Districts make any warranty or representation to any Settling jurisdiction or Releasor as to the tax consequences of the payment of the Compensatory Restitution Amount (or any portion thereof).
- G.** *No Third-Party Beneficiaries.* Except as expressly provided in this Agreement, no portion of this Agreement shall provide any rights to, or be enforceable by, any person or entity that is not a Settling State or Released Entity. No Settling State may assign or otherwise convey any right to enforce any provision of this Agreement.
- H.** *Calculation.* Any figure or percentage referred to in this Agreement shall be carried to seven decimal places.
- I.** *Construction.* None of the Parties and no Participating Subdivision shall be considered to be the drafter of this Agreement or of any of its provisions for the purpose of any statute, case law, or rule of interpretation or construction that would or might cause any provision to be construed against the drafter of this Agreement. The headings of the provisions of this Agreement are not binding and are for reference only and do not limit, expand, or otherwise affect the contents or meaning of this Agreement.

- J.** *Cooperation.* Each Party and each Participating Subdivision agrees to use its best efforts and to cooperate with the other Parties and Participating Subdivisions to cause this Agreement and the Consent Judgments to become effective, to obtain all necessary approvals, consents and authorizations, if any, and to execute all documents and to take such other action as may be appropriate in connection herewith. Consistent with the foregoing, each Party and each Participating Subdivision agrees that it will not directly or indirectly assist or encourage any challenge to this Agreement or any Consent Judgment by any other person, and will support the integrity and enforcement of the terms of this Agreement and the Consent Judgments.
- K.** *Entire Agreement.* This Agreement, its exhibits and any other attachments, including the attorneys' fees and cost agreement in Exhibit R, embodies the entire agreement and understanding between and among the Parties and Participating Subdivisions relating to the subject matter hereof and supersedes (1) all prior agreements and understandings relating to such subject matter, whether written or oral and (2) all purportedly contemporaneous oral agreements and understandings relating to such subject matter.
- L.** *Execution.* This Agreement may be executed in counterparts and by different signatories on separate counterparts, each of which shall be deemed an original, but all of which shall together be one and the same Agreement. One or more counterparts of this Agreement may be delivered by facsimile or electronic transmission with the intent that it or they shall constitute an original counterpart hereof. One or more counterparts of this Agreement may be signed by electronic signature.
- M.** *Good Faith and Voluntary Entry.* Each Party warrants and represents that it negotiated the terms of this Agreement in good faith. Each of the Parties and signatories to this Agreement warrants and represents that it freely and voluntarily entered into this Agreement without any degree of duress or compulsion. The Parties state that no promise of any kind or nature whatsoever (other than the written terms of this Agreement) was made to them to induce them to enter into this Agreement.
- N.** *No Prevailing Party.* The Parties each agree that they are not the prevailing party in this action, for purposes of any Claim for fees, costs, or expenses as prevailing parties arising under common law or under the terms of any statute, because the Parties have reached a good faith settlement. The Parties each further waive any right to challenge or contest the validity of this Agreement on any ground, including, without limitation, that any term is unconstitutional or is preempted by, or in conflict with, any current or future law.
- O.** *Non-Admissibility.* The settlement negotiations resulting in this Agreement have been undertaken by the Parties and by certain representatives of the Participating Subdivisions in good faith and for settlement purposes only, and no evidence of negotiations or discussions underlying this Agreement shall be offered or received in evidence in any action or proceeding for any purpose. This Agreement shall not be offered or received in evidence in any action or proceeding for any purpose other than in an action or proceeding arising under or relating to this Agreement or in any litigation or arbitration concerning Allergan's right to coverage under an insurance contract.

P. *Notices.* All notices or other communications under this Agreement shall be in writing (including but not limited to electronic communications) and shall be given to the recipients indicated below:

1. For the Attorney(s) General:

Josh Stein, Attorney General
North Carolina Department of Justice
Attn: Daniel Mosteller
PO Box 629
Raleigh, NC 27602
Dmosteller@ncdoj.gov

Tom Miller, Attorney General
Office of the Attorney General of Iowa
Attn: Nathan Blake
1305 E. Walnut St.
Des Moines, IA 50319

Jonathan Skrmetti, Attorney General
Office of the Tennessee Attorney General
Attn: Michael Leftwich
P.O. Box 20207
Nashville, TN, 37202-0207

2. For the Plaintiffs' Executive Committee:

Paul F. Farrell
Farrell Law
P.O. Box 1180
Huntington, WV 25714-1180

Jayne Conroy
Simmons Hanly Conroy LLC
112 Madison Avenue, 7th Floor
New York, NY 10016-7416
JConroy@simmonsfirm.com

Joseph F. Rice
Motley Rice LLC
28 Bridgeside Blvd.
Mount Pleasant, SC 29464
jrice@motleyrice.com

Peter Mougey
Levin Papantonio Rafferty

316 South Baylen St.
Pensacola, FL 32502
pmougey@levinlaw.com

Paul J. Geller
Robbins Geller Rudman & Dowd LLP
120 East Palmetto Park Road
Boca Raton, FL 33432
PGeller@rgrdlaw.com

Steven Skikos
Skikos, Crawford, Skikos & Joseph, LLC
One Sansom Street, Suite 2830
San Francisco, CA 94104
sskikos@skikos.com

3. For Allergan:

Office of General Counsel One
North Waukegan Road North
Chicago, IL 60064

Copy to Allergan's attorneys at:

Rebecca Fitzpatrick, P.C.
Kirkland & Ellis LLP
300 North LaSalle
Chicago, IL 60654
rebecca.fitzpatrick@kirkland.com

Any Party or the Plaintiffs' Executive Committee may change or add the contact information of the persons designated to receive notice on its behalf by notice given (effective upon the giving of such notice) as provided in this subsection.

Q. *No Waiver.* The waiver of any rights conferred hereunder shall be effective only if made by written instrument executed by the waiving Party or Parties. The waiver by any Party of any breach of this Agreement shall not be deemed to be or construed as a waiver of any other breach, whether prior, subsequent, or contemporaneous, nor shall such waiver be deemed to be or construed as a waiver by any other Party.

R. *Preservation of Privilege.* Nothing contained in this Agreement or any Consent Judgment, and no act required to be performed pursuant to this Agreement or any Consent Judgment, is intended to constitute, cause, or effect any waiver (in whole or in part) of any attorney-client privilege, work product protection, or common interest/joint defense privilege, and each Party agrees that it shall not make or cause to be made in any forum any assertion to the contrary.

S. *Successors*

1. The Agreement shall be binding upon, and insure to the benefit of, Allergan and its respective successors and assigns.
2. Prior to Allergan's last Payment Date, Allergan shall not sell the majority of its voting stock or substantially all its assets without obtaining the acquiror's agreement that it will constitute a successor with respect to Allergan's obligations under this Agreement.
3. Prior to Allergan's last Payment Date, Allergan shall not in one (1) transaction, or a series of related transactions, sell, or transfer assets (other than sales or transfers of inventories, or sales or transfers to an entity owed directly or indirectly by Allergan) having a fair market value equal to twenty-five percent (25%) or more of the consolidated assets of Allergan where the sale or transfer transaction is announced after the Reference Date, is not for fair consideration, and would foreseeably and unreasonably jeopardize Allergan's ability to make the payments under this Agreement that are due on or before the third Payment Date following the close of a sale or transfer transaction. The above restriction shall not apply if Allergan obtains the acquiror's agreement that it will be either a guarantor of or successor to the percentage of Allergan's remaining Payment Obligations under this Agreement equal to the percentage of Allergan's consolidated assets being sold or transferred in such transaction. Percentages under this section shall be determined in accordance with the United States generally accepted accounting principles and as of the date of Allergan's most recent publicly filed consolidated balance sheet prior to the date of entry into the sale or transfer agreement at issue. This Section XVI.S.3 shall be enforceable solely by the Enforcement Committee, and any objection under this Section X.VI.S.3 not raised within twenty (20) calendar days from the date that Allergan transmits notice of the transaction to the Enforcement Committee is waived. Any dispute under this Section XVI.S.3 shall be a National Dispute as described in Section XIV.G and must be raised exclusively with the National Arbitration Panel as described therein within twenty (20) calendar days of the announcement, and the sole remedy shall be an order enjoining the transaction.

T. *Modification, Amendment, Alteration.* After the Reference Date, any modification, amendment, or alteration of this Agreement by the Parties shall be binding only if evidenced in writing signed by Allergan along with the signatures of at least thirty-seven (37) of those then-serving Attorneys General of the Settling States along with a representation from each Attorney General that either: (1) the advisory committee or similar entity established or recognized by that Settling State (either pursuant to subsection VIII.F.2, by a State-Subdivision Agreement, or by statute) voted in favor of the modification, amendment, or alteration of this Agreement including at least one Participating Subdivision-appointed member; or (2) in States without any advisory committee, that 50.1% of the Participating Subdivisions by population expressed approval of the modification, amendment, or alteration of this Agreement in writing. Provided, however, in the event the modification, amendment, or alteration relates to injunctive relief, interstate allocation between the Settling States, intrastate allocation in a particular Settling State, or fees or costs of Settling States and Participating Subdivisions, then every Settling

State and each Participating Subdivision affected by that modification, amendment, or alteration must assent in writing. Provided further that, in the event the modification, amendment, or alteration relates to injunctive relief, then such amendment, modification, or alteration of injunctive relief against Allergan will not be effective unless and until any Consent Judgment is modified by a court of competent jurisdiction, except as otherwise provided by the Injunctive Terms.

U. Termination.

1. Unless otherwise agreed to by Allergan and the Settling State in question, this Agreement and all of its terms (except subsection XVI.O and any other non-admissibility provisions, which shall continue in full force and effect) shall be canceled and terminated with respect to the Settling State, and the Agreement and all orders issued by the courts in the Settling State pursuant to the Agreement shall become null and void and of no effect if one or more of the following conditions applies:
 - a. A Consent Judgment approving this Agreement without modification of any of the Agreement's terms has not been entered as to the Settling State by a court of competent jurisdiction on or before one hundred eighty (180) days after the Effective Date; or
 - b. This Agreement or the Consent Judgment as to that Settling State has been disapproved by a court of competent jurisdiction to which it was presented for approval and/or entry (or, in the event of an appeal from or review of a decision of such a court to approve this Agreement and the Consent Judgment, by the court hearing such appeal or conducting such review), and the time to appeal from such disapproval has expired, or, in the event of an appeal from such disapproval, the appeal has been dismissed or the disapproval has been affirmed by the court of last resort to which such appeal has been taken and such dismissal or disapproval has become no longer subject to further appeal (including, without limitation, review by the United States Supreme Court).
2. If this Agreement is terminated with respect to a Settling State and its Participating Subdivisions for whatever reason pursuant to subsection XVI.U.1, then:
 - a. An applicable statute of limitation or any similar time requirement (excluding any statute of repose) shall be tolled from the date the Settling State signed this Agreement until the later of the time permitted by applicable law or for one year from the date of such termination, with the effect that Allergan and the Settling State in question shall be in the same position with respect to the statute of limitation as they were at the time the Settling State filed its action; and
 - b. Allergan and the Settling State and its Participating Subdivisions in question shall jointly move the relevant court of competent jurisdiction for an order

reinstating the actions and Claims dismissed pursuant to the terms of this Agreement governing dismissal, with the effect that Allergan and the Settling State and its Participating Subdivisions in question shall be in the same position with respect to those actions and Claims as they were at the time the action or Claim was stayed or dismissed.

3. Unless Allergan and the Enforcement Committee agree otherwise, this Agreement, with the exception of the Injunctive Relief Terms that have their own provisions on duration, shall terminate as to all Parties as of Annual Payment 6, *provided that* Allergan has performed its payment obligations under the Agreement as of that date. Notwithstanding any other provision in this Agreement, all releases under this Agreement will remain effective despite any termination under this paragraph.
- V. *Waiver.* Allergan, for good and valuable consideration the receipt of which is acknowledged, hereby (a) waives, foregoes and relinquishes all rights to utilize and/or seek relief under any of the following laws of the State of Texas for the restructuring of its debts or liabilities related to Released Claims or Claims that would have been Released Claims if they had been brought by a Releasor against a Released Entity before the Effective Date, or this Agreement: Tex. Bus. Orgs. Code § 10.003 (Contents of Plan of Merger: More Than One Successor) or any other statute of Subchapter A of Chapter 10 of Tex. Bus. Orgs. Code to the extent such statute relates to multi-successor or divisive mergers (and/or any other similar laws or statutes in any other state or territory); Tex. Bus. Orgs. Code §§ 11.01–11.414 (Winding Up and Termination of Domestic Entity); or Tex. Bus. & Com. Code §§ 23.01–23.33 (Assignments for the Benefit of Creditors) (collectively, the “Texas Statutes”), and (b) agrees, warrants and represents that it will not file, request or petition for relief under the Texas Statutes related to its debts or liabilities related to Released Claims or Claims that would have been Released Claims if they had been brought by a Releasor against a Released Entity before the Effective Date, or this Agreement, in each case until such time as all of Allergan’s payment obligations incurred hereunder are satisfied in full. The foregoing waiver and relinquishment includes, without limitation, until such time as all of Allergan’s payment obligations hereunder are satisfied in full, Allergan’s rights to execute a divisional merger or equivalent transaction or restructuring related to its debts or liabilities related to Released Claims or Claims that would have been Released Claims if they had been brought by a Releasor against a Released Entity before the Effective Date, or this Agreement that in each case has the intent or foreseeable effect of (i) separating material assets from material liabilities and (ii) assigning or allocating all or a substantial portion of those liabilities to any subsidiary or affiliate that files for relief under chapter 11 of the Bankruptcy Code, or pursuant to which such subsidiary or affiliate that files for relief under chapter 11 of the Bankruptcy Code would be assuming or retaining all or a substantial portion of those liabilities.
- W. *Governing Law.* Except (1) as otherwise provided in the Agreement or (2) as necessary, in the sole judgment of the National Arbitration Panel, to promote uniformity of interpretation for matters within the scope of the National Arbitration Panel’s authority, this Agreement shall be governed by and interpreted in accordance with the respective laws of the Settling State, without regard to the conflict of law rules of such Settling State, that is seeking to enforce the Agreement against Allergan or against which Allergan is seeking enforcement.

Notwithstanding any other provision in this subsection on governing law, any disputes relating to the Settlement Fund Escrow shall be governed by and interpreted in accordance with the law of the state where the escrow agent has its primary place of business.

ALLERGAN PUBLIC GLOBAL OPIOID SETTLEMENT EXHIBITS

EXHIBIT A Alleged Harms..... A-1

EXHIBIT B Enforcement Committee Organizational Bylaws..... B-1

EXHIBIT C Litigating Subdivisions and Special Districts List C-1

EXHIBIT D [Intentionally Omitted]..... D-1

EXHIBIT E List of Opioid Remediation Uses E-1

EXHIBIT F-1 List of States and Pre-Credit Overall Allocation Percentages.....F-1

EXHIBIT F-2 List of Eligible Settling States and Overall Allocation Percentages.....F-3

EXHIBIT G Subdivisions and Special Districts Eligible to Receive Direct Allocations from the Subdivision Fund and Subdivision Fund Allocation Percentages G-1

EXHIBIT H [Intentionally Omitted]H-1

EXHIBIT I Subdivisions with a Population Greater than 10,000..... I-1

EXHIBIT J-1 AbbVie Entities..... J-1

EXHIBIT J-2 Allergan Entities J-2

EXHIBIT J-3 Divested EntitiesJ-3

EXHIBIT K Subdivision and Special District Settlement Participation Form K-1

EXHIBIT L Settlement Fund Administrator..... L-1

EXHIBIT M-1 Payment Schedule..... M-1

EXHIBIT M-2 Payment Schedule for Fee Funds, Cost Funds, and Additional Restitution..... M-2

EXHIBIT N Additional Restitution Amount Allocation..... N-1

EXHIBIT O Adoption of a State-Subdivision Agreement O-1

EXHIBIT P Injunctive ReliefP-1

EXHIBIT Q [Intentionally Omitted]Q-1

EXHIBIT R Agreement on Attorneys’ Fees, Costs, and Expenses R-1

**EXHIBIT S Agreement on the State Outside Counsel Fee Fund for Manufacturer
Settlements.....S-1**

EXHIBIT T Agreement on the State Cost Fund Administration T-1

EXHIBIT A
Alleged Harms

The following expert reports that were filed in connection with the case captioned *In re National Prescription Opiate Litigation*, No. 1:17-md-02804 (N.D. Ohio):

1. Expert report of Professor David Cutler, dated March 25, 2019.
2. Expert report of Dr. Jeffrey B. Liebman, dated March 25, 2019.
3. Expert report of Professor Thomas McGuire regarding damages to Bellwethers, dated March 25, 2019.
4. Report of Professor Thomas McGuire regarding public nuisance, dated March 25, 2019.

EXHIBIT B
Enforcement Committee Organizational Bylaws

ARTICLE I

These bylaws constitute the code of rules adopted by the Settling States and Participating Subdivisions for the creation of an Enforcement Committee (the “Committee”) to exist and operate during the term of the Agreement in connection with Allergan and shall control the regulation and management of the Committee’s affairs.

ARTICLE II

Purpose

The Committee is organized for the sole purpose of evaluating and taking such action as deemed reasonable, necessary, and appropriate by the members of the Committee on the matters delegated to the Committee under that certain Settlement Agreement between the Settling States and Allergan, dated November, 2022.

ARTICLE III

Members of the Committee

(1) Number of Members

The Committee will consist of thirteen (13) members (the “Members”). Upon majority resolution of the Committee, the number of Members may be increased or decreased from time to time, but in no event shall a decrease have the effect of decreasing the total number of Members to less than seven Members.

(2) Initial Members

The Committee initially will consist of eight (8) Settling State Members and five (5) Participating Subdivision Members; two (2) of the Participating Subdivisions shall be counties and two (2) shall be municipalities, and the fifth Participating Subdivision member may be either a county or a municipality. The initial Settling State Members are representatives from: California, Illinois, Iowa, New York, North Carolina, Ohio, Tennessee, and Virginia. The initial Participating Subdivision Members are: [•]. Until the date fifteen (15) months from the Effective Date contained in the Settlement Agreement, the Participating Subdivisions may designate their outside counsel to serve as their representative. After the date fifteen (15) months from the Effective Date, an employee or official of the Participating Subdivision must be the designated as the representative of the Participating Subdivision.

(3) Term of Members

The term of office for Members of the Committee will be until the end of the term of the Settlement Agreement, six (6) years, unless and until a Member withdraws or resigns from the Committee.

(4) Resignation

Any Member may resign at any time by delivering written notice to the Chairperson of the Committee. Such resignation shall take effect upon receipt or, if later, at the time specified in the notice.

(5) Removal

(a) Any Member may be removed without cause, at any time, by a majority of the entire Committee, at a Regular or Special Meeting called for that purpose. Any Member under consideration of removal must first be notified about the consideration by written notice at least five days prior to the meeting at which the vote takes place.

(b) In the event that any Member is not a Settling State or a Participating Subdivision or the Member subsequently becomes a Later Litigating Subdivision, the Member shall be removed immediately without notice or vote of the Committee.

(6) Vacancies

In the event of a vacancy, the Members of the same type (Settling State or Participating Subdivision) shall select another Settling State or Participating Subdivision to fill that Member's position.

(7) Compensation

Members shall not receive any salaries or other compensation for their services, but, by resolution of the Committee, may be reimbursed for any actual expenses incurred in the performance of their duties for the Committee, as long as a majority of disinterested Members approve the reimbursement. Any reimbursement shall be sought from the Settlement Fund Administrator.

ARTICLE IV

Conflicts of Interest and Code of Ethics

If a Member, agent, or employee of the Committee has a conflict of interest, he or she may not participate in a vote, discussion, or decision about the matter. Each Member shall follow any applicable state or local law with respect to conflicts, gifts, and ethics.

ARTICLE V

Committee Meetings

(1) Place of Meetings

Meetings of the Committee will be held at any place that the Chairperson may designate, including by telephonic or electronic means.

(2) **Regular Meetings**

Regular meetings of the Committee shall be held as deemed necessary by the Chairperson or any three members.

(3) **Notice of Meetings**

Written notice of the date, time, place and subject of each meeting must be provided to the Members at least 72 hours before the scheduled time of the meeting, except when there is an emergency or urgent public necessity.

(4) **Quorum**

A majority of the incumbent Members (not counting vacancies) shall constitute a quorum for the purposes of convening a meeting or conducting business.

(5) **Voting and Proxy**

When it is necessary to vote on any matter before the Committee, Members may vote by electronic means as provided in these Bylaws. Proxy voting is permitted. In order for a matter to pass, the matter must have a majority vote of Members present and must have at least one vote from a Settling State Member and a Participating Subdivision Member. In the event that there is a Quorum, but no Settling State or Participating Subdivision Member is present, then a matter may pass with a simple majority vote.

(6) **Minutes**

The Committee shall prepare and keep minutes. The minutes must state the subject of each deliberation and indicate each vote, order, decision, or other action taken.

ARTICLE VI

Officers

(1) **Roster of Officers**

The Committee shall have a Chairperson, a Vice Chairperson, and a Secretary. The Committee may have at its discretion, such other officers as may be appointed by the Members of the Committee. One person may hold two or more offices, except those serving as Chairperson.

(2) **Election and Removal of Officers**

All officers shall serve two-year terms. The election shall be conducted at the first meeting of the fiscal year. Officers shall remain in office until their successors have been selected. Officers may serve consecutive terms without limit. The election of officers shall be by majority vote of the Members of the Committee attending the meeting.

(3) Vacancies

If a vacancy occurs during the term of office for any elected officer, the Members of the Committee shall elect a new officer to fill the remainder of the term as soon as practical, by majority vote of Members present.

(4) Chairperson

The Chairperson will supervise and control the affairs of the Committee and shall exercise such supervisory powers as may be given him/her by the Members of the Committee. The Chairperson will perform all duties incident to such office and such other duties as may be provided in these bylaws or as may be prescribed from time to time by the Committee. The Chairperson shall preside at all meetings and shall exercise parliamentary control in accordance with Robert's Rules of Order.

(5) Vice Chairperson

The Vice Chairperson shall act in place of the Chairperson in the event of the Chairperson's absence, inability, or refusal to act, and shall exercise and discharge such other duties as may be required by the Committee. The Vice Chairperson shall serve as the parliamentarian and interpret any ambiguities of the bylaws.

(6) Secretary

The Secretary will keep and maintain all records related to the Committee and take minutes of all meetings.

(7) Records

All elected officers and committee chairpersons shall relinquish their records to the Chairperson immediately upon the completion of their term of office or completion of a project.

(8) Resignation

An officer may resign the office while not resigning membership from the Committee, by submitting a letter to the Chairperson. Vacancies occurring in any office shall be appointed for the remainder of the term.

ARTICLE VII

Duties

(1) **Prior to the Reference Date**

The Committee shall be responsible for any additional negotiations with Allergan, including, but not limited to, negotiating extensions of any periods created by the Settlement Agreement.

(2) **After the Effective Date**

The Committee shall establish procedures for the receipt of notices that a dispute exists concerning the Agreement and review of such disputes, pursuant to **Section XIV** of the Agreement. Members may engage with Allergan, Settling States, and Participating Subdivisions attempting to resolve any dispute without further action by the Committee. The Committee may request additional information from Allergan, Settling States, and Participating Subdivisions to the extent the Committee believes such information is necessary to understand, resolve, or provide advice related to a dispute. The Committee shall endeavor to provide advice relative to the dispute no later than 60 days after receipt of notice.

ARTICLE VIII

Rules of Procedure

The proceedings and business of the Committee shall be governed by Robert's Rules of Order unless otherwise waived by the Committee.

ARTICLE IX

Operations

(1) **Records**

The Committee will keep correct and complete records and will also keep minutes of the proceedings of the Committee meetings and Committees. The Committee will keep such records at its principal place of business at a place designated by the Chairperson.

All elected officers and committee chairpersons shall relinquish their records to the Chairperson, immediately upon the completion of their term of office.

(2) **Inspection of Books and Records**

The minutes of a meeting are public records and shall be available for public inspection and copying on request to the Committee's Chairperson or the Chairperson's designee.

(3) **Amendments**

The bylaws may be amended at any time by a vote of a majority of Members present and must have at least one vote from a Settling State Member and a Participating Subdivision

Member. In the event that there is a Quorum, but no Settling State or Participating Subdivision Member is present, then a matter may pass with a simple majority vote.

EXHIBIT C
Litigating Subdivisions and Special Districts List¹

State	Subdivision/Special District	Case No.	Jurisdiction
AL	Attentus Moulton, LLC d/b/a Lawrence Medical Center	1:19-op-45143	N.D. Ohio (Federal)
AL	Bibb County Healthcare Authority d/b/a Bibb Medical Center	CV-2021-900016	AL - Circuit Court of Conecuh County (State)
AL	City of Abbeville	1:18-op-45437	N.D. Ohio (Federal)
AL	City of Alabaster	1:22-op-45013	N.D. Ohio (Federal)
AL	City of Albertville	1:18-op-45230	N.D. Ohio (Federal)
AL	City of Alexander	1:19-op-45827	N.D. Ohio (Federal)
AL	City of Anniston	1:18-op-45329	N.D. Ohio (Federal)
AL	City of Arab	1:18-op-45230	N.D. Ohio (Federal)
AL	City of Argo	1:19-op-45744	N.D. Ohio (Federal)
AL	City of Ashland	1:19-op-46102	N.D. Ohio (Federal)
AL	City of Ashville	1:20-op-45261	N.D. Ohio (Federal)
AL	City of Athens	1:19-op-45953	N.D. Ohio (Federal)
AL	City of Attalla	1:20-op-45265	N.D. Ohio (Federal)
AL	City of Auburn	1:20-op-45282	N.D. Ohio (Federal)
AL	City of Bay Minette	1:22-op-45018	N.D. Ohio (Federal)
AL	City of Bessemer	1:22-op-45014	N.D. Ohio (Federal)
AL	City of Birmingham	1:17-op-45008	N.D. Ohio (Federal)
AL	City of Boaz	1:18-op-45230	N.D. Ohio (Federal)
AL	City of Brent	1:19-op-45910	N.D. Ohio (Federal)
AL	City of Brewton	1:21-op-45113	N.D. Ohio (Federal)
AL	City of Bridgeport	1:18-op-45634	N.D. Ohio (Federal)
AL	City of Brundidge	1:19-op-46128	N.D. Ohio (Federal)
AL	City of Calera	1:21-op-45070	N.D. Ohio (Federal)
AL	City of Carbon Hill	1:18-op-45737	N.D. Ohio (Federal)
AL	City of Center Point	1:19-op-46103	N.D. Ohio (Federal)
AL	City of Centre	1:20-op-45265	N.D. Ohio (Federal)
AL	City of Centreville	1:19-op-46120	N.D. Ohio (Federal)
AL	City of Chickasaw	1:20-op-45115	N.D. Ohio (Federal)
AL	City of Childersburg	1:22-op-45020	N.D. Ohio (Federal)
AL	City of Clanton	1:18-op-46084	N.D. Ohio (Federal)
AL	City of Columbiana	1:22-op-45016	N.D. Ohio (Federal)
AL	City of Cordova	1:18-op-45737	N.D. Ohio (Federal)
AL	City of Cullman	1:19-op-45248	N.D. Ohio (Federal)
AL	City of Dadeville	1:19-op-45779 / 1:20-op-45265	N.D. Ohio (Federal)
AL	City of Daleville	1:19-op-45778	N.D. Ohio (Federal)
AL	City of Daphne	1:20-op-45227	N.D. Ohio (Federal)
AL	City of Decatur	1:18-op-45201	N.D. Ohio (Federal)
AL	City of Demopolis	1:18-op-45183	N.D. Ohio (Federal)

¹ This list is subject to amendment in the event it proves to be incomplete and other entities that satisfy the definition for “Litigating Subdivision” or “Litigating Special District” are subsequently identified.

State	Subdivision/Special District	Case No.	Jurisdiction
AL	City of Dora	1:18-op-45171	N.D. Ohio (Federal)
AL	City of Dothan	1:19-op-45886	N.D. Ohio (Federal)
AL	City of East Brewton	1:22-op-45005	N.D. Ohio (Federal)
AL	City of Enterprise	1:18-op-45213	N.D. Ohio (Federal)
AL	City of Eufaula	1:19-op-46132	N.D. Ohio (Federal)
AL	City of Evergreen	1:18-op-45422	N.D. Ohio (Federal)
AL	City of Fairfield	1:20-op-45089	N.D. Ohio (Federal)
AL	City of Fairhope	1:22-op-45002	N.D. Ohio (Federal)
AL	City of Fayette	1:18-op-45211	N.D. Ohio (Federal)
AL	City of Florence	1:19-op-45073	N.D. Ohio (Federal)
AL	City of Foley	1:20-op-45287	N.D. Ohio (Federal)
AL	City of Fort Payne	1:17-op-45079	N.D. Ohio (Federal)
AL	City of Fultondale	1:20-op-45265	N.D. Ohio (Federal)
AL	City of Gadsden	1:17-op-45101	N.D. Ohio (Federal)
AL	City of Geneva	1:19-op-45986	N.D. Ohio (Federal)
AL	City of Georgiana	1:18-op-45436	N.D. Ohio (Federal)
AL	City of Graysville	1:20-op-45265	N.D. Ohio (Federal)
AL	City of Greensboro	1:18-op-45421	N.D. Ohio (Federal)
AL	City of Greenville	1:18-op-45023	N.D. Ohio (Federal)
AL	City of Guin	1:18-op-45457	N.D. Ohio (Federal)
AL	City of Gulf Shores	1:22-op-45019	N.D. Ohio (Federal)
AL	City of Guntersville	1:18-op-45230	N.D. Ohio (Federal)
AL	City of Haleyville	1:19-op-46118	N.D. Ohio (Federal)
AL	City of Hamilton	1:18-op-45564	N.D. Ohio (Federal)
AL	City of Hartselle	1:18-op-45736	N.D. Ohio (Federal)
AL	City of Headland	1:19-op-46131	N.D. Ohio (Federal)
AL	City of Helena	1:22-op-45016	N.D. Ohio (Federal)
AL	City of Henagar	1:18-op-45634	N.D. Ohio (Federal)
AL	City of Homewood	1:19-op-45973	N.D. Ohio (Federal)
AL	City of Hoover	1:19-op-45746	N.D. Ohio (Federal)
AL	City of Hueytown	1:18-op-45558	N.D. Ohio (Federal)
AL	City of Huntsville	1:19-op-45947	N.D. Ohio (Federal)
AL	City of Irondale	1:22-op-45012	N.D. Ohio (Federal)
AL	City of Jacksonville	1:20-op-45261	N.D. Ohio (Federal)
AL	City of Jasper	1:18-op-45171	N.D. Ohio (Federal)
AL	City of Killen	1:20-op-45218	N.D. Ohio (Federal)
AL	City of Lanett	1:19-op-46130	N.D. Ohio (Federal)
AL	City of Leeds	1:20-op-45088	N.D. Ohio (Federal)
AL	City of Leesburg	1:20-op-45261	N.D. Ohio (Federal)
AL	City of Level Plains	1:20-op-45100	N.D. Ohio (Federal)
AL	City of Lincoln	1:18-op-45786	N.D. Ohio (Federal)
AL	City of Linden	1:20-op-45118	N.D. Ohio (Federal)
AL	City of Louisville	1:19-op-46058	N.D. Ohio (Federal)
AL	City of Luverne	1:20-op-45109	N.D. Ohio (Federal)
AL	City of Madison	1:20-op-45198	N.D. Ohio (Federal)
AL	City of Marion	1:18-op-45217	N.D. Ohio (Federal)
AL	City of Midfield	1:18-op-45416	N.D. Ohio (Federal)

State	Subdivision/Special District	Case No.	Jurisdiction
AL	City of Millbrook	1:21-op-45135	N.D. Ohio (Federal)
AL	City of Mobile	1:18-op-45076	N.D. Ohio (Federal)
AL	City of Monroeville	1:20-op-45273	N.D. Ohio (Federal)
AL	City of Montgomery	1:18-op-45494	N.D. Ohio (Federal)
AL	City of Moody	1:20-op-45261	N.D. Ohio (Federal)
AL	City of Moulton	1:18-op-45202	N.D. Ohio (Federal)
AL	City of Mountain Brook	1:18-op-45558	N.D. Ohio (Federal)
AL	City of Muscle Shoals	1:20-op-45268	N.D. Ohio (Federal)
AL	City of Nauvoo	1:18-op-45737	N.D. Ohio (Federal)
AL	City of New Hope	1:18-op-45634	N.D. Ohio (Federal)
AL	City of Northport	1:20-op-45272	N.D. Ohio (Federal)
AL	City of Oakman a/k/a Town of Oakman	1:18-op-45737 / 1:20-op-45265	N.D. Ohio (Federal)
AL	City of Oneonta	1:20-op-45210	N.D. Ohio (Federal)
AL	City of Opelika	1:20-op-45208	N.D. Ohio (Federal)
AL	City of Opp	1:18-op-45011	N.D. Ohio (Federal)
AL	City of Orange Beach	1:19-op-45784	N.D. Ohio (Federal)
AL	City of Oxford	1:19-op-45774	N.D. Ohio (Federal)
AL	City of Ozark	1:18-op-45214	N.D. Ohio (Federal)
AL	City of Parrish	1:18-op-45737	N.D. Ohio (Federal)
AL	City of Pelham	1:22-op-45016	N.D. Ohio (Federal)
AL	City of Pell City	1:20-op-45091	N.D. Ohio (Federal)
AL	City of Phenix	1:18-op-45179	N.D. Ohio (Federal)
AL	City of Piedmont	1:21-op-45049	N.D. Ohio (Federal)
AL	City of Pleasant Grove	1:18-op-45558	N.D. Ohio (Federal)
AL	City of Prattville	1:19-op-45783	N.D. Ohio (Federal)
AL	City of Prichard	1:18-op-45690	N.D. Ohio (Federal)
AL	City of Ragland	1:20-op-45261	N.D. Ohio (Federal)
AL	City of Rainbow City	1:20-op-45261	N.D. Ohio (Federal)
AL	City of Rainsville	1:19-op-45135	N.D. Ohio (Federal)
AL	City of Red Bay	1:19-op-45136	N.D. Ohio (Federal)
AL	City of Roanoke	1:22-op-45011	N.D. Ohio (Federal)
AL	City of Robertsdale	1:20-op-45272	N.D. Ohio (Federal)
AL	City of Russellville	1:19-op-45136	N.D. Ohio (Federal)
AL	City of Saraland	1:22-op-45017	N.D. Ohio (Federal)
AL	City of Satsuma	1:20-op-45116	N.D. Ohio (Federal)
AL	City of Scottsboro	1:18-op-45634	N.D. Ohio (Federal)
AL	City of Selma	1:18-op-45198	N.D. Ohio (Federal)
AL	City of Semmes	1:21-op-45113	N.D. Ohio (Federal)
AL	City of Sheffield	1:19-op-45136	N.D. Ohio (Federal)
AL	City of Sipsy	1:18-op-45737	N.D. Ohio (Federal)
AL	City of Slocomb	1:20-op-45208	N.D. Ohio (Federal)
AL	City of Spanish Fort	1:20-op-45208	N.D. Ohio (Federal)
AL	City of Springville	1:20-op-45261	N.D. Ohio (Federal)
AL	City of Sumiton	1:18-op-45171	N.D. Ohio (Federal)
AL	City of Sylacauga	1:19-op-45900	N.D. Ohio (Federal)
AL	City of Talladega	1:18-op-45190	N.D. Ohio (Federal)

State	Subdivision/Special District	Case No.	Jurisdiction
AL	City of Thomasville	1:20-op-45261	N.D. Ohio (Federal)
AL	City of Troy	1:18-op-45947	N.D. Ohio (Federal)
AL	City of Trussville	1:18-op-45192	N.D. Ohio (Federal)
AL	City of Tuscaloosa	1:18-op-45553	N.D. Ohio (Federal)
AL	City of Tusculmbia	1:18-op-45005	N.D. Ohio (Federal)
AL	City of Tuskegee	1:18-op-45544	N.D. Ohio (Federal)
AL	City of Union Springs	1:18-op-45204	N.D. Ohio (Federal)
AL	City of Uniontown	1:20-op-45117	N.D. Ohio (Federal)
AL	City of Vernon	1:18-op-45210	N.D. Ohio (Federal)
AL	City of Vestavia Hills	1:19-op-45141	N.D. Ohio (Federal)
AL	City of Weaver	1:18-op-45565	N.D. Ohio (Federal)
AL	City of Wetumpka	1:21-op-45135	N.D. Ohio (Federal)
AL	City of Winfield	1:18-op-45738	N.D. Ohio (Federal)
AL	County of Autauga	1:19-op-45086	N.D. Ohio (Federal)
AL	County of Baldwin	1:18-op-45152	N.D. Ohio (Federal)
AL	County of Barbour	1:18-op-45244	N.D. Ohio (Federal)
AL	County of Bibb	1:18-op-45413	N.D. Ohio (Federal)
AL	County of Blount	1:18-op-45415	N.D. Ohio (Federal)
AL	County of Bullock	1:18-op-45246	N.D. Ohio (Federal)
AL	County of Butler	1:18-op-45441	N.D. Ohio (Federal)
AL	County of Calhoun	1:18-op-45191	N.D. Ohio (Federal)
AL	County of Chambers	1:18-op-45408	N.D. Ohio (Federal)
AL	County of Cherokee	1:18-op-45207	N.D. Ohio (Federal)
AL	County of Chilton	1:18-op-45735	N.D. Ohio (Federal)
AL	County of Choctaw	1:19-op-45770	N.D. Ohio (Federal)
AL	County of Clarke	1:18-op-45247	N.D. Ohio (Federal)
AL	County of Clay	1:18-op-45248	N.D. Ohio (Federal)
AL	County of Cleburne	1:18-op-45566	N.D. Ohio (Federal)
AL	County of Coffee	1:18-op-45182	N.D. Ohio (Federal)
AL	County of Colbert	1:18-op-45005	N.D. Ohio (Federal)
AL	County of Conecuh	1:18-op-45957	N.D. Ohio (Federal)
AL	County of Coosa	1:19-op-45995	N.D. Ohio (Federal)
AL	County of Covington	1:19-op-45751	N.D. Ohio (Federal)
AL	County of Crenshaw	1:19-op-45983	N.D. Ohio (Federal)
AL	County of Cullman	1:18-op-45227	N.D. Ohio (Federal)
AL	County of Dale	1:18-op-45561	N.D. Ohio (Federal)
AL	County of Dallas	1:18-op-45667	N.D. Ohio (Federal)
AL	County of DeKalb	1:20-op-45209	N.D. Ohio (Federal)
AL	County of Elmore	1:22-op-45003	N.D. Ohio (Federal)
AL	County of Escambia	1:20-op-45112	N.D. Ohio (Federal)
AL	County of Etowah	1:17-op-45101	N.D. Ohio (Federal)
AL	County of Fayette	1:18-op-45211	N.D. Ohio (Federal)
AL	County of Franklin	1:18-op-45005	N.D. Ohio (Federal)
AL	County of Geneva	1:20-op-45105	N.D. Ohio (Federal)
AL	County of Greene	1:18-op-45209	N.D. Ohio (Federal)
AL	County of Hale	1:18-op-45420	N.D. Ohio (Federal)
AL	County of Henry	1:18-op-45543	N.D. Ohio (Federal)

State	Subdivision/Special District	Case No.	Jurisdiction
AL	County of Houston	1:18-op-45019	N.D. Ohio (Federal)
AL	County of Jackson	1:18-op-45634	N.D. Ohio (Federal)
AL	County of Jefferson	1:18-op-45558	N.D. Ohio (Federal)
AL	County of Lamar	1:18-op-45210	N.D. Ohio (Federal)
AL	County of Lauderdale	1:19-op-45845	N.D. Ohio (Federal)
AL	County of Lawrence	1:18-op-45228	N.D. Ohio (Federal)
AL	County of Limestone	1:18-op-45328	N.D. Ohio (Federal)
AL	County of Lowndes	1:18-op-45203	N.D. Ohio (Federal)
AL	County of Macon	1:19-op-45982	N.D. Ohio (Federal)
AL	County of Madison	1:19-op-45006	N.D. Ohio (Federal)
AL	County of Marengo	1:18-op-45188	N.D. Ohio (Federal)
AL	County of Marion	1:18-op-45171	N.D. Ohio (Federal)
AL	County of Marshall	1:18-op-45230	N.D. Ohio (Federal)
AL	County of Mobile	1:18-op-45186	N.D. Ohio (Federal)
AL	County of Monroe	1:20-op-45273	N.D. Ohio (Federal)
AL	County of Montgomery	1:18-op-45445	N.D. Ohio (Federal)
AL	County of Morgan	1:18-op-45200	N.D. Ohio (Federal)
AL	County of Perry	1:20-op-45158	N.D. Ohio (Federal)
AL	County of Pickens	1:18-op-45171	N.D. Ohio (Federal)
AL	County of Pike	1:18-op-45803	N.D. Ohio (Federal)
AL	County of Randolph	1:22-op-45003	N.D. Ohio (Federal)
AL	County of Russell	1:19-op-45826	N.D. Ohio (Federal)
AL	County of Shelby	1:18-op-45414	N.D. Ohio (Federal)
AL	County of St. Clair	1:18-op-45614	N.D. Ohio (Federal)
AL	County of Sumter	1:18-op-45194	N.D. Ohio (Federal)
AL	County of Talladega	1:18-op-45190	N.D. Ohio (Federal)
AL	County of Tallapoosa	1:17-op-45097	N.D. Ohio (Federal)
AL	County of Tuscaloosa	1:18-op-45196	N.D. Ohio (Federal)
AL	County of Walker	1:18-op-45171	N.D. Ohio (Federal)
AL	County of Washington	1:18-op-45180	N.D. Ohio (Federal)
AL	County of Winston	6:22-cv-01394	AL - Circuit Court of Jasper County (State)
AL	County of Wilcox	1:18-op-45181	N.D. Ohio (Federal)
AL	Cullman Regional Medical Center, Inc.	1:19-op-46059	N.D. Ohio (Federal)
AL	Dale County Health Care Authority d/b/a Dale Medical Center	CV-2021-900016	AL - Circuit Court of Conecuh County (State)
AL	DCH Health Care Authority	CV-2019-000007	AL - Circuit Court of Conecuh County (State)
AL	Escambia County Alabama Community Hospitals, Inc. d/b/a D.W. McMillan Memorial Hospital	CV-2021-900016	AL - Circuit Court of Conecuh County (State)
AL	Family Oriented Primary Health Care Clinic	02-CV-2019-902806	AL - Circuit Court of Mobile County (State)
AL	Geneva County Health Care Authority d/b/a Wiregrass Medical Center	CV-2021-900016	AL - Circuit Court of Conecuh County (State)
AL	Greene County Hospital Board	CV-2021-900016	AL - Circuit Court of Conecuh County (State)
AL	Healthcare Authority for Baptist Health	CV-2019-000007	AL - Circuit Court of Conecuh County (State)
AL	HH Health System-Athens Limestone, LLC d/b/a Athens Limestone Hospital	1:19-op-45143	N.D. Ohio (Federal)

State	Subdivision/Special District	Case No.	Jurisdiction
AL	HH Health System-Morgan, LLC d/b/a Decatur Morgan Hospital - Decatur and Decatur Morgan Hospital - Parkway	1:19-op-45143	N.D. Ohio (Federal)
AL	HH Health System-Shoals, LLC d/b/a Helen Keller Hospital and Red Bay Hospital	1:19-op-45143	N.D. Ohio (Federal)
AL	J. Paul Jones Hospital	1:18-op-45161	N.D. Ohio (Federal)
AL	Jefferson County Board of Health	1:18-op-45558	N.D. Ohio (Federal)
AL	Lakeland Community Hospital, Inc. d/b/a Lakeland Community Hospital	CV-2021-900016	AL - Circuit Court of Conecuh County (State)
AL	Medical West Hospital Authority	CV-2019-000007	AL - Circuit Court of Conecuh County (State)
AL	Mobile County Board of Health	02-CV-2019-902806	AL - Circuit Court of Mobile County (State)
AL	Monroe County Healthcare Authority d/b/a Monroe County Hospital	CV-2021-900016 / 1:17-op-45175	AL - Circuit Court of Conecuh County (State) / N.D. Ohio (Federal)
AL	Sheriff of Etowah County (Sheriff Todd Entrekin)	1:17-op-45101	N.D. Ohio (Federal)
AL	Sheriff of Fayette County (Sheriff Rodney Ingle)	1:18-op-45211	N.D. Ohio (Federal)
AL	Sheriff of Jefferson County (Sheriff Mike Hale)	1:18-op-45558	N.D. Ohio (Federal)
AL	Sheriff of Lamar County (Sheriff Hal Allred)	1:18-op-45210	N.D. Ohio (Federal)
AL	Sylacauga Health Care Authority d/b/a Coosa Valley Medical Center	CV-2021-900016	AL - Circuit Court of Conecuh County (State)
AL	The Health Care Authority of Clarke County	CV-2019-000007	AL - Circuit Court of Conecuh County (State)
AL	The Health Care Authority of Cullman County	1:19-op-46059	N.D. Ohio (Federal)
AL	The Health Care Authority of Morgan County - City of Decatur	1:19-op-45143	N.D. Ohio (Federal)
AL	The Health Care Authority of the City of Huntsville d/b/a HH Health System	1:19-op-45143	N.D. Ohio (Federal)
AL	The Health Care Authority of the City of Huntsville d/b/a Huntsville Hospital	1:19-op-45143	N.D. Ohio (Federal)
AL	The Health Care Authority of the City of Huntsville d/b/a Huntsville Hospital for Women and Children	1:19-op-45143	N.D. Ohio (Federal)
AL	The Health Care Authority of the City of Huntsville d/b/a Madison Hospital	1:19-op-45143	N.D. Ohio (Federal)
AL	The Jackson County Health Care Authority	1:19-op-45134	N.D. Ohio (Federal)
AL	The Marshall County Health Care Authority d/b/a Marshall Medical Center North d/b/a Marshall Medical Center South	1:18-op-45538	N.D. Ohio (Federal)
AL	Tombigbee Health Care Authority d/b/a Brian W. Whitfield Memorial Hospital	CV-2021-900016	AL - Circuit Court of Conecuh County (State)
AL	Town of Berry	1:18-op-45211	N.D. Ohio (Federal)
AL	Town of Brookwood	1:20-op-45272	N.D. Ohio (Federal)
AL	Town of Butler	1:18-op-45216	N.D. Ohio (Federal)
AL	Town of Camp Hill	1:20-op-45265	N.D. Ohio (Federal)
AL	Town of Cedar Bluff	1:20-op-45265	N.D. Ohio (Federal)
AL	Town of Cherokee	1:18-op-45005	N.D. Ohio (Federal)
AL	Town of Cleveland	1:20-op-45217	N.D. Ohio (Federal)

State	Subdivision/Special District	Case No.	Jurisdiction
AL	Town of Dauphin Island	1:20-op-45119	N.D. Ohio (Federal)
AL	Town of Double Springs	1:18-op-45739	N.D. Ohio (Federal)
AL	Town of Douglas	1:18-op-45230	N.D. Ohio (Federal)
AL	Town of Faunsdale	1:20-op-45122	N.D. Ohio (Federal)
AL	Town of Fort Deposit	1:19-op-45427	N.D. Ohio (Federal)
AL	Town of Geraldine	1:18-op-45634	N.D. Ohio (Federal)
AL	Town of Gilbertown	1:20-op-45265	N.D. Ohio (Federal)
AL	Town of Grant	1:18-op-45230	N.D. Ohio (Federal)
AL	Town of Gurley	1:20-op-45217	N.D. Ohio (Federal)
AL	Town of Hammondville	1:19-op-45135	N.D. Ohio (Federal)
AL	Town of Leighton	1:19-op-45136	N.D. Ohio (Federal)
AL	Town of Locust Fork	1:19-op-45777	N.D. Ohio (Federal)
AL	Town of Loxley	1:22-op-45018	N.D. Ohio (Federal)
AL	Town of McKenzie	1:18-op-45435	N.D. Ohio (Federal)
AL	Town of Munford	1:18-op-45785	N.D. Ohio (Federal)
AL	Town of Powell	1:20-op-45209	N.D. Ohio (Federal)
AL	Town of Priceville	1:20-op-45217	N.D. Ohio (Federal)
AL	Town of Rockford	1:19-op-45915	N.D. Ohio (Federal)
AL	Town of Summerdale	1:22-op-45018	N.D. Ohio (Federal)
AL	Town of Sweet Water	1:20-op-45120	N.D. Ohio (Federal)
AL	Town of Vance	1:19-op-45909	N.D. Ohio (Federal)
AL	Town of West Blocton	1:20-op-45208	N.D. Ohio (Federal)
AL	Town of Woodville	1:18-op-45634	N.D. Ohio (Federal)
AL	Town of Yellow Bluff	1:18-op-45423	N.D. Ohio (Federal)
AZ	City of Bullhead	1:21-op-45085	N.D. Ohio (Federal)
AZ	City of Glendale	1:21-op-45086	N.D. Ohio (Federal)
AZ	City of Kingman	1:18-op-46057	N.D. Ohio (Federal)
AZ	City of Phoenix	1:18-op-45510	N.D. Ohio (Federal)
AZ	City of Prescott	1:21-op-45090	N.D. Ohio (Federal)
AZ	City of Surprise	1:21-op-45091	N.D. Ohio (Federal)
AZ	City of Tucson	1:19-op-45267	N.D. Ohio (Federal)
AZ	County of Apache	1:21-op-45084	N.D. Ohio (Federal)
AZ	County of Cochise	1:18-op-45855	N.D. Ohio (Federal)
AZ	County of La Paz	1:21-op-45087	N.D. Ohio (Federal)
AZ	County of Maricopa	1:19-op-45020	N.D. Ohio (Federal)
AZ	County of Mohave	1:19-op-45117	N.D. Ohio (Federal)
AZ	County of Navajo	1:19-op-45217	N.D. Ohio (Federal)
AZ	County of Pima	1:19-op-45268	N.D. Ohio (Federal)
AZ	County of Pinal	1:21-op-45088	N.D. Ohio (Federal)
AZ	County of Yuma	1:19-op-45575	N.D. Ohio (Federal)
CA	Central California Alliance for Health	1:19-op-45971	N.D. Ohio (Federal)
CA	City and County of San Francisco (City Attorney Dennis J. Herrera)	3:18-cv-07591	N.D. California (Federal)
CA	City of Anaheim (City Attorney Robert Fabela)	1:20-op-45055	N.D. Ohio (Federal)
CA	City of Chico	1:20-op-45189	N.D. Ohio (Federal)
CA	City of Chula Vista	1:19-op-45750	N.D. Ohio (Federal)
CA	City of Clearlake	1:20-op-45251	N.D. Ohio (Federal)

State	Subdivision/Special District	Case No.	Jurisdiction
CA	City of Costa Mesa (City Attorney Kimberly Hall Barlow)	1:20-op-45055	N.D. Ohio (Federal)
CA	City of Dublin (City Attorney John Bakker)	1:20-op-45255	N.D. Ohio (Federal)
CA	City of El Monte (City Attorney Rick Olivarez)	JCCP 5029	MDL - Prescription Opioid Cases (CA - County of Los Angeles) (State MDL)
CA	City of Encinitas (City Attorney Leslie Devaney)	1:20-op-45055	N.D. Ohio (Federal)
CA	City of Eureka (City Attorney Robert Norris Black)	1:18-op-46092	N.D. Ohio (Federal)
CA	City of Fullerton (City Attorney Richard D. Jones)	1:20-op-45143	N.D. Ohio (Federal)
CA	City of Huntington Beach	1:18-op-45588	N.D. Ohio (Federal)
CA	City of Irvine (City Attorney Jeffrey Melching)	1:19-op-45734	N.D. Ohio (Federal)
CA	City of La Habra (City Attorney Richard D. Jones)	1:20-op-45055	N.D. Ohio (Federal)
CA	City of La Mesa (City Attorney Glenn Sabine)	1:20-op-45055	N.D. Ohio (Federal)
CA	City of Laguna Beach	1:19-op-45447	N.D. Ohio (Federal)
CA	City of Lakeport	1:20-op-45242	N.D. Ohio (Federal)
CA	City of Los Angeles	1:18-op-45601	N.D. Ohio (Federal)
CA	City of Murrieta (City Attorney Leslie Devaney)	1:20-op-45255	N.D. Ohio (Federal)
CA	City of Oakland (City Attorney Barbara J. Parker)	30-2014-00725287-CU-BT-CXC	CA - County of Orange (State)
CA	City of Oxnard (City Attorney Stephen Fischer)	1:20-op-45055	N.D. Ohio (Federal)
CA	City of Placentia (City Attorney Christian Bettenhausen)	1:20-op-45055	N.D. Ohio (Federal)
CA	City of Sacramento (City Attorney Susana Alcalá Wood)	1:20-op-45290	N.D. Ohio (Federal)
CA	City of San Clemente (City Attorney Scott C. Smith)	1:20-op-45055	N.D. Ohio (Federal)
CA	City of San Diego (City Attorney Mara W. Elliot)	1:19-op-45192	N.D. Ohio (Federal)
CA	City of San Jose	1:19-op-45768	N.D. Ohio (Federal)
CA	City of Santa Ana (City Attorney Sonia R. Carvalho)	1:20-op-45055	N.D. Ohio (Federal)
CA	City of Westminster (City Attorney Richard D. Jones)	1:20-op-45143	N.D. Ohio (Federal)
CA	County of Alameda (County Counsel Donna Ziegler)	1:20-op-45055	N.D. Ohio (Federal)
CA	County of Amador	1:18-op-46075	N.D. Ohio (Federal)
CA	County of Butte	1:18-op-45627	N.D. Ohio (Federal)
CA	County of Calaveras	1:18-op-45645	N.D. Ohio (Federal)
CA	County of Contra Costa	1:18-op-45656	N.D. Ohio (Federal)
CA	County of Del Norte	1:18-op-45655	N.D. Ohio (Federal)
CA	County of El Dorado	1:18-op-45629	N.D. Ohio (Federal)
CA	County of Fresno	1:18-op-45644	N.D. Ohio (Federal)
CA	County of Glenn	1:18-op-45639	N.D. Ohio (Federal)
CA	County of Humboldt	1:18-op-45942	N.D. Ohio (Federal)
CA	County of Imperial	1:18-op-45631	N.D. Ohio (Federal)
CA	County of Inyo	1:18-op-45646	N.D. Ohio (Federal)

State	Subdivision/Special District	Case No.	Jurisdiction
CA	County of Kern (County Attorney Margo Raison)	JCCP 5029	MDL - Prescription Opioid Cases (CA - County of Los Angeles) (State MDL)
CA	County of Lassen	1:18-op-45609	N.D. Ohio (Federal)
CA	County of Los Angeles (County Counsel Mary C. Wickham)	30-2014-00725287-CU-BT-CXC	CA - County of Orange (State)
CA	County of Madera	1:18-op-45647	N.D. Ohio (Federal)
CA	County of Marin	1:18-op-45657	N.D. Ohio (Federal)
CA	County of Mariposa	1:18-op-45618	N.D. Ohio (Federal)
CA	County of Mendocino	1:18-op-45654	N.D. Ohio (Federal)
CA	County of Merced	1:18-op-45643	N.D. Ohio (Federal)
CA	County of Modoc	1:18-op-45641	N.D. Ohio (Federal)
CA	County of Mono	1:18-op-45626	N.D. Ohio (Federal)
CA	County of Monterey	1:18-op-45615	N.D. Ohio (Federal)
CA	County of Napa	1:18-op-45750	N.D. Ohio (Federal)
CA	County of Nevada	1:18-op-45628	N.D. Ohio (Federal)
CA	County of Orange (District Attorney Tony Rackauckas)	30-2014-00725287-CU-BT-CXC	CA - County of Orange (State)
CA	County of Placer	1:18-op-45642	N.D. Ohio (Federal)
CA	County of Plumas	1:18-op-45649	N.D. Ohio (Federal)
CA	County of Riverside	1:18-op-45878	N.D. Ohio (Federal)
CA	County of Sacramento	1:18-op-45608	N.D. Ohio (Federal)
CA	County of San Benito	1:18-op-45653	N.D. Ohio (Federal)
CA	County of San Bernardino	1:18-op-46032	N.D. Ohio (Federal)
CA	County of San Diego	1:18-op-45613	N.D. Ohio (Federal)
CA	County of San Luis Obispo	1:18-op-46290	N.D. Ohio (Federal)
CA	County of San Mateo	1:18-op-46319 / 1:19-op-45126	N.D. Ohio (Federal)
CA	County of Santa Barbara	1:19-op-45128	N.D. Ohio (Federal)
CA	County of Santa Clara (County Counsel James R. Williams)	30-2014-00725287-CU-BT-CXC	CA - County of Orange (State)
CA	County of Santa Cruz	1:18-op-45679	N.D. Ohio (Federal)
CA	County of Shasta	1:18-op-45651	N.D. Ohio (Federal)
CA	County of Siskiyou	1:18-op-45630	N.D. Ohio (Federal)
CA	County of Sonoma	1:18-op-45849	N.D. Ohio (Federal)
CA	County of Sutter	1:18-op-45640	N.D. Ohio (Federal)
CA	County of Tehama	1:18-op-45680	N.D. Ohio (Federal)
CA	County of Trinity	1:18-op-45650	N.D. Ohio (Federal)
CA	County of Tulare	1:18-op-45997	N.D. Ohio (Federal)
CA	County of Tuolumne	1:18-op-45619	N.D. Ohio (Federal)
CA	County of Ventura	1:19-op-45747	N.D. Ohio (Federal)
CA	County of Yolo (County Counsel Philip Pogledich)	1:19-op-45351	N.D. Ohio (Federal)
CA	County of Yuba	1:18-op-45648	N.D. Ohio (Federal)
CA	Downey Unified School District	2020-70878 / 2018-63587 (master) / 1:21-op-45080	MDL - In re Texas Opioid Litigation (TX - 152nd Judicial District of Harris County) (State MDL) / N.D. Ohio (Federal)

State	Subdivision/Special District	Case No.	Jurisdiction
CA	Elk Grove Unified School District	2020-70878 / 2018-63587 (master) / 1:21-op-45080	MDL - In re Texas Opioid Litigation (TX - 152nd Judicial District of Harris County) (State MDL) / N.D. Ohio (Federal)
CA	Health Plan of San Joaquin	1:19-op-46093	N.D. Ohio (Federal)
CA	Inland Empire Health Plan	1:19-op-45804	N.D. Ohio (Federal)
CA	Kern High School District	2020-70878 / 2018-63587 (master) / 1:21-op-45080	MDL - In re Texas Opioid Litigation (TX - 152nd Judicial District of Harris County) (State MDL) / N.D. Ohio (Federal)
CA	Lassen County Office of Education	1:22-op-45031	N.D. Ohio (Federal)
CA	Local Initiative Health Authority for Los Angeles County o/a L.A. Care Health Plan	1:19-op-45212	N.D. Ohio (Federal)
CA	Pleasant Valley School District	1:21-op-45120	N.D. Ohio (Federal)
CA	San Leandro Unified School District	1:21-op-45114	N.D. Ohio (Federal)
CA	Santa Barbara San Luis Obispo Regional Health Authority	1:19-op-45895	N.D. Ohio (Federal)
CA	Susanville Elementary School District	1:22-op-45031	N.D. Ohio (Federal)
CA	Ventura County Medi-Cal Managed Care	1:19-op-46020	N.D. Ohio (Federal)
CO	City and County of Broomfield	1:19-op-45036	N.D. Ohio (Federal)
CO	City and County of Denver	1:19-op-45036	N.D. Ohio (Federal)
CO	City of Alamosa	1:18-op-45740	N.D. Ohio (Federal)
CO	City of Aurora	1:19-op-45036	N.D. Ohio (Federal)
CO	City of Black Hawk	1:19-op-45036	N.D. Ohio (Federal)
CO	City of Brighton	1:19-op-45298	N.D. Ohio (Federal)
CO	City of Commerce City	1:19-op-45036	N.D. Ohio (Federal)
CO	City of Federal Heights	1:19-op-45573	N.D. Ohio (Federal)
CO	City of Greeley	1:19-op-45977	N.D. Ohio (Federal)
CO	City of Lakewood	1:18-op-45800	N.D. Ohio (Federal)
CO	City of Northglenn	1:19-op-45036	N.D. Ohio (Federal)
CO	City of Sheridan	1:19-op-45572	N.D. Ohio (Federal)
CO	City of Thornton	1:19-op-45034	N.D. Ohio (Federal)
CO	City of Westminster	1:19-op-45036	N.D. Ohio (Federal)
CO	City of Wheat Ridge	1:18-op-45800	N.D. Ohio (Federal)
CO	County of Adams (Board of County Commissioners)	1:19-op-45036	N.D. Ohio (Federal)
CO	County of Alamosa	1:18-op-45740	N.D. Ohio (Federal)
CO	County of Arapahoe (Board of County Commissioners)	1:19-op-45036	N.D. Ohio (Federal)
CO	County of Boulder (Board of County Commissioners)	1:19-op-45036	N.D. Ohio (Federal)
CO	County of Chaffee	1:18-op-45740	N.D. Ohio (Federal)
CO	County of Conejos	1:18-op-45740	N.D. Ohio (Federal)
CO	County of Crowley	1:19-op-45255	N.D. Ohio (Federal)
CO	County of Fremont (Board of County Commissioners)	1:19-op-45036	N.D. Ohio (Federal)
CO	County of Huerfano	1:18-op-45168	N.D. Ohio (Federal)
CO	County of Jefferson (Board of County Commissioners)	1:19-op-45035	N.D. Ohio (Federal)
CO	County of Larimer (Board of County	1:19-op-45036	N.D. Ohio (Federal)

State	Subdivision/Special District	Case No.	Jurisdiction
	Commissioners)		
CO	County of Las Animas	1:18-op-45740	N.D. Ohio (Federal)
CO	County of Mesa (Board of County Commissioners)	1:19-op-45923	N.D. Ohio (Federal)
CO	County of Otero	1:18-op-45740	N.D. Ohio (Federal)
CO	County of Pueblo	1:18-op-45801	N.D. Ohio (Federal)
CO	County of Teller (Board of County Commissioners)	1:19-op-45036	N.D. Ohio (Federal)
CO	Mesa County Valley School District 51	2020-70878 / 2018-63587 (master) / 1:21-op-45080	MDL - In re Texas Opioid Litigation (TX - 152nd Judicial District of Harris County) (State MDL) / N.D. Ohio (Federal)
CO	Town of Hudson	1:19-op-45036	N.D. Ohio (Federal)
CT	City of Ansonia	X07 HHD CV 17 6086134 S (consolidated)	MDL - In re Opioid Litigation (CT - Superior Court, Judicial District of Hartford) (State MDL)
CT	City of Danbury	X07 HHD CV 17 6086134 S (consolidated)	MDL - In re Opioid Litigation (CT - Superior Court, Judicial District of Hartford) (State MDL)
CT	City of Derby	X07 HHD CV 17 6086134 S (consolidated)	MDL - In re Opioid Litigation (CT - Superior Court, Judicial District of Hartford) (State MDL)
CT	City of Middletown	1:19-op-45651	N.D. Ohio (Federal)
CT	City of New London	X07 HHD CV 17 6086134 S (consolidated)	MDL - In re Opioid Litigation (CT - Superior Court, Judicial District of Hartford) (State MDL)
CT	City of Norwalk	X07 HHD CV 17 6086134 S (consolidated)	MDL - In re Opioid Litigation (CT - Superior Court, Judicial District of Hartford) (State MDL)
CT	City of Norwich	1:19-op-45840	N.D. Ohio (Federal)
CT	Town of Enfield	1:19-op-45581	N.D. Ohio (Federal)
CT	Town of Monroe	1:19-op-45441	N.D. Ohio (Federal)
CT	Town of Wallingford	X07 HHD CV 17 6086134 S (consolidated)	MDL - In re Opioid Litigation (CT - Superior Court, Judicial District of Hartford) (State MDL)
CT	Town of Wethersfield	1:19-op-45663	N.D. Ohio (Federal)
CT	Town of Windham	1:20-op-45103	N.D. Ohio (Federal)
DE	City of Dover	K19C-06-022	DE - Superior Court of the State of Delaware (State)
DE	City of Seaford	K19C-06-022	DE - Superior Court of the State of Delaware (State)
DE	County of Kent	K19C-06-022	DE - Superior Court of the State of Delaware (State)
DE	County of Sussex	1:19-op-45723	N.D. Ohio (Federal)
GA	Advantage Behavioral Health Systems	1:20-op-45249	N.D. Ohio (Federal)
GA	Albany Area Community Service Board d/b/a Aspire Behavioral Health & Developmental Disability Services	1:20-op-45249	N.D. Ohio (Federal)
GA	Bacon County Hospital Foundation Inc. d/b/a	1:18-op-45285	N.D. Ohio (Federal)

State	Subdivision/Special District	Case No.	Jurisdiction
	Bacon County Hospital and Health System		
GA	Bibb County School District	2020-70878 / 2018-63587 (master) / 1:21-op-45080	MDL - In re Texas Opioid Litigation (TX - 152nd Judicial District of Harris County) (State MDL) / N.D. Ohio (Federal)
GA	Chatham County Hospital Authority	1:19-op-45725	N.D. Ohio (Federal)
GA	City of Adel	1:19-op-45318	N.D. Ohio (Federal)
GA	City of Albany	1:18-op-46337	N.D. Ohio (Federal)
GA	City of Alma	1:18-op-45620	N.D. Ohio (Federal)
GA	City of Arlington	1:19-op-45129	N.D. Ohio (Federal)
GA	City of Ashburn	1:18-op-45282	N.D. Ohio (Federal)
GA	City of Atlanta	1:18-op-46308	N.D. Ohio (Federal)
GA	City of Augusta	1:18-op-45233	N.D. Ohio (Federal)
GA	City of Bainbridge	1:18-op-45383	N.D. Ohio (Federal)
GA	City of Blackshear	1:19-op-45802	N.D. Ohio (Federal)
GA	City of Blakely	1:19-op-45129	N.D. Ohio (Federal)
GA	City of Brunswick	1:18-op-45270	N.D. Ohio (Federal)
GA	City of Calhoun	1:18-op-45282	N.D. Ohio (Federal)
GA	City of Cartersville	1:18-op-45282	N.D. Ohio (Federal)
GA	City of Chatsworth	1:18-op-45282	N.D. Ohio (Federal)
GA	City of Columbus	1:18-op-45567	N.D. Ohio (Federal)
GA	City of Damascus	1:19-op-45129	N.D. Ohio (Federal)
GA	City of Dawson	1:19-op-45619	N.D. Ohio (Federal)
GA	City of Dawsonville	1:18-op-45282	N.D. Ohio (Federal)
GA	City of Demorest	1:18-op-46113	N.D. Ohio (Federal)
GA	City of Doraville	1:19-op-46056	N.D. Ohio (Federal)
GA	City of Dunwoody	1:19-op-46054	N.D. Ohio (Federal)
GA	City of Fitzgerald	1:18-op-45603	N.D. Ohio (Federal)
GA	City of Gainesville	1:18-op-45486	N.D. Ohio (Federal)
GA	City of Helen	1:18-op-45282	N.D. Ohio (Federal)
GA	City of Lakeland	1:19-op-45618	N.D. Ohio (Federal)
GA	City of Marietta	1:18-op-45282	N.D. Ohio (Federal)
GA	City of McDonough	1:18-op-45282	N.D. Ohio (Federal)
GA	City of Milledgeville	1:18-op-45495	N.D. Ohio (Federal)
GA	City of Moultrie	1:18-op-45282	N.D. Ohio (Federal)
GA	City of Nashville	1:19-op-45617	N.D. Ohio (Federal)
GA	City of Pooler	1:18-op-45391	N.D. Ohio (Federal)
GA	City of Richmond Hill	1:18-op-45305	N.D. Ohio (Federal)
GA	City of Ringgold	1:18-op-45282	N.D. Ohio (Federal)
GA	City of Rome	1:18-op-45282	N.D. Ohio (Federal)
GA	City of Sandy Springs	1:18-op-45516	N.D. Ohio (Federal)
GA	City of Savannah	1:18-op-45550	N.D. Ohio (Federal)
GA	City of Snellville	1:18-op-45282	N.D. Ohio (Federal)
GA	City of Springfield	1:19-op-45199	N.D. Ohio (Federal)
GA	City of Tifton	1:18-op-45454	N.D. Ohio (Federal)
GA	City of Valdosta	1:18-op-45282	N.D. Ohio (Federal)
GA	City of Villa Rica	1:18-op-45282	N.D. Ohio (Federal)
GA	City of Warwick	1:19-op-45621	N.D. Ohio (Federal)

State	Subdivision/Special District	Case No.	Jurisdiction
GA	City of Winder	1:18-op-45282	N.D. Ohio (Federal)
GA	City of Woodbury	1:18-op-45575	N.D. Ohio (Federal)
GA	Clayton Community MH/SA/DS Service Board	1:20-op-45249	N.D. Ohio (Federal)
GA	Clinch County Hospital Authority	1:18-op-45453	N.D. Ohio (Federal)
GA	Cobb County Community Service Board	1:20-op-45249	N.D. Ohio (Federal)
GA	Community Mental Health Center of East Central Georgia d/b/a Serenity Behavioral Health Systems	1:20-op-45249	N.D. Ohio (Federal)
GA	Community Service Board of Middle Georgia	1:20-op-45249	N.D. Ohio (Federal)
GA	County of Appling	1:20-op-45081	N.D. Ohio (Federal)
GA	County of Athens-Clarke (Unified Government)	1:18-op-45218	N.D. Ohio (Federal)
GA	County of Atkinson	1:19-op-45118	N.D. Ohio (Federal)
GA	County of Bacon	1:18-op-46105	N.D. Ohio (Federal)
GA	County of Banks	1:18-op-45378	N.D. Ohio (Federal)
GA	County of Bartow	1:19-op-45045	N.D. Ohio (Federal)
GA	County of Ben Hill	1:18-op-45505	N.D. Ohio (Federal)
GA	County of Berrien	1:18-op-45834	N.D. Ohio (Federal)
GA	County of Brantley	1:18-op-45714	N.D. Ohio (Federal)
GA	County of Brooks	1:18-op-45981	N.D. Ohio (Federal)
GA	County of Bulloch	1:18-op-45394	N.D. Ohio (Federal)
GA	County of Burke	1:19-op-45207	N.D. Ohio (Federal)
GA	County of Butts	1:18-op-45490	N.D. Ohio (Federal)
GA	County of Camden	1:18-op-45717	N.D. Ohio (Federal)
GA	County of Candler	1:18-op-45165	N.D. Ohio (Federal)
GA	County of Carroll	1:18-op-46269	N.D. Ohio (Federal)
GA	County of Catoosa	1:18-op-45497	N.D. Ohio (Federal)
GA	County of Charlton	1:18-op-45713	N.D. Ohio (Federal)
GA	County of Chatham	1:18-op-45267	N.D. Ohio (Federal)
GA	County of Chattooga	1:18-op-45282	N.D. Ohio (Federal)
GA	County of Cherokee	1:19-op-45174	N.D. Ohio (Federal)
GA	County of Clay	1:19-op-45194	N.D. Ohio (Federal)
GA	County of Clayton	1:18-op-46298	N.D. Ohio (Federal)
GA	County of Clinch	1:19-op-45197	N.D. Ohio (Federal)
GA	County of Cobb	1:18-op-45817	N.D. Ohio (Federal)
GA	County of Colquitt	1:18-op-45282	N.D. Ohio (Federal)
GA	County of Columbia	1:18-op-45607	N.D. Ohio (Federal)
GA	County of Cook	1:18-op-45284	N.D. Ohio (Federal)
GA	County of Crisp	1:18-op-45238	N.D. Ohio (Federal)
GA	County of Dade	1:19-op-46099	N.D. Ohio (Federal)
GA	County of Dawson	1:19-op-45210	N.D. Ohio (Federal)
GA	County of Decatur	1:18-op-45334	N.D. Ohio (Federal)
GA	County of DeKalb	1:18-op-45503	N.D. Ohio (Federal)
GA	County of Dooly	1:18-op-45712	N.D. Ohio (Federal)
GA	County of Dougherty	1:18-op-45491	N.D. Ohio (Federal)
GA	County of Early	1:19-op-45180	N.D. Ohio (Federal)
GA	County of Echols	1:18-op-46204	N.D. Ohio (Federal)
GA	County of Effingham	1:19-op-45178	N.D. Ohio (Federal)
GA	County of Elbert	1:18-op-45381	N.D. Ohio (Federal)

State	Subdivision/Special District	Case No.	Jurisdiction
GA	County of Emanuel	1:19-op-45209	N.D. Ohio (Federal)
GA	County of Evans	1:20-op-45080	N.D. Ohio (Federal)
GA	County of Fannin	1:19-op-45269	N.D. Ohio (Federal)
GA	County of Fayette	1:19-op-45293	N.D. Ohio (Federal)
GA	County of Floyd	1:18-op-45282	N.D. Ohio (Federal)
GA	County of Forsyth	1:19-op-45420	N.D. Ohio (Federal)
GA	County of Fulton	1:18-op-45374	N.D. Ohio (Federal)
GA	County of Glascock	1:19-op-45175	N.D. Ohio (Federal)
GA	County of Glynn	1:18-op-46115	N.D. Ohio (Federal)
GA	County of Gordon	1:18-op-45282	N.D. Ohio (Federal)
GA	County of Grady	1:18-op-46338	N.D. Ohio (Federal)
GA	County of Greene	1:19-op-45203	N.D. Ohio (Federal)
GA	County of Gwinnett	1:18-op-45758	N.D. Ohio (Federal)
GA	County of Habersham	1:18-op-45559	N.D. Ohio (Federal)
GA	County of Hall	1:18-op-45286	N.D. Ohio (Federal)
GA	County of Hancock	1:18-op-45535	N.D. Ohio (Federal)
GA	County of Heard	1:19-op-45130	N.D. Ohio (Federal)
GA	County of Henry	1:18-op-46310	N.D. Ohio (Federal)
GA	County of Houston	1:18-op-45946	N.D. Ohio (Federal)
GA	County of Irwin	1:18-op-45283	N.D. Ohio (Federal)
GA	County of Jackson	1:18-op-45581	N.D. Ohio (Federal)
GA	County of Jasper	1:18-op-45504	N.D. Ohio (Federal)
GA	County of Jeff Davis	1:18-op-45237	N.D. Ohio (Federal)
GA	County of Jefferson	1:19-op-45201	N.D. Ohio (Federal)
GA	County of Johnson	1:18-op-45716	N.D. Ohio (Federal)
GA	County of Jones	1:18-op-45424	N.D. Ohio (Federal)
GA	County of Lanier	1:18-op-46066	N.D. Ohio (Federal)
GA	County of Laurens	1:18-op-45945	N.D. Ohio (Federal)
GA	County of Lee	1:18-op-46171	N.D. Ohio (Federal)
GA	County of Liberty	1:19-op-45200	N.D. Ohio (Federal)
GA	County of Lincoln	1:18-op-45508	N.D. Ohio (Federal)
GA	County of Long	1:19-op-45196	N.D. Ohio (Federal)
GA	County of Lowndes	1:18-op-45835	N.D. Ohio (Federal)
GA	County of Lumpkin	1:19-op-45211	N.D. Ohio (Federal)
GA	County of Macon	1:18-op-45577	N.D. Ohio (Federal)
GA	County of Madison	1:18-op-45296	N.D. Ohio (Federal)
GA	County of McDuffie	1:18-op-45509	N.D. Ohio (Federal)
GA	County of McIntosh	1:19-op-45173	N.D. Ohio (Federal)
GA	County of Meriwether	1:19-op-45305	N.D. Ohio (Federal)
GA	County of Monroe	1:18-op-45672	N.D. Ohio (Federal)
GA	County of Montgomery	1:19-op-45292	N.D. Ohio (Federal)
GA	County of Murray	1:18-op-45282	N.D. Ohio (Federal)
GA	County of Newton	1:18-op-45578	N.D. Ohio (Federal)
GA	County of Oconee	1:18-op-45219	N.D. Ohio (Federal)
GA	County of Oglethorpe	1:18-op-45262	N.D. Ohio (Federal)
GA	County of Peach	1:18-op-45579	N.D. Ohio (Federal)
GA	County of Pierce	1:18-op-46107	N.D. Ohio (Federal)

State	Subdivision/Special District	Case No.	Jurisdiction
GA	County of Pike	1:19-op-45179	N.D. Ohio (Federal)
GA	County of Polk	1:19-op-45046	N.D. Ohio (Federal)
GA	County of Pulaski	1:19-op-45176	N.D. Ohio (Federal)
GA	County of Rabun	1:19-op-45177	N.D. Ohio (Federal)
GA	County of Randolph	1:19-op-45202	N.D. Ohio (Federal)
GA	County of Rockdale	1:18-op-46296	N.D. Ohio (Federal)
GA	County of Schley	1:18-op-45580	N.D. Ohio (Federal)
GA	County of Screven	1:19-op-45198	N.D. Ohio (Federal)
GA	County of Seminole	1:19-op-45181	N.D. Ohio (Federal)
GA	County of Spalding	1:19-op-45208	N.D. Ohio (Federal)
GA	County of Stephens	1:19-op-45195	N.D. Ohio (Federal)
GA	County of Sumter	1:18-op-45250	N.D. Ohio (Federal)
GA	County of Taliaferro	1:18-op-45562	N.D. Ohio (Federal)
GA	County of Tattnall	1:18-op-45574	N.D. Ohio (Federal)
GA	County of Telfair	fc	N.D. Ohio (Federal)
GA	County of Toombs	1:18-op-45576	N.D. Ohio (Federal)
GA	County of Towns	1:19-op-45172	N.D. Ohio (Federal)
GA	County of Troup	1:18-op-45715	N.D. Ohio (Federal)
GA	County of Twiggs	1:18-op-45379	N.D. Ohio (Federal)
GA	County of Union	1:18-op-46284	N.D. Ohio (Federal)
GA	County of Walton	1:18-op-45297	N.D. Ohio (Federal)
GA	County of Warren	1:18-op-45425	N.D. Ohio (Federal)
GA	County of Washington	1:18-op-45563	N.D. Ohio (Federal)
GA	County of Wayne	1:19-op-45204	N.D. Ohio (Federal)
GA	County of Whitfield	1:18-op-45282	N.D. Ohio (Federal)
GA	County of Wilcox	1:18-op-45506	N.D. Ohio (Federal)
GA	County of Wilkes	1:19-op-45171	N.D. Ohio (Federal)
GA	County of Wilkinson	1:18-op-45671	N.D. Ohio (Federal)
GA	County of Worth	1:18-op-45602	N.D. Ohio (Federal)
GA	Dodge County Hospital Authority d/b/a Dodge County Hospital	1:18-op-45830	N.D. Ohio (Federal)
GA	Evans Memorial Hospital, Inc.	1:18-op-45826	N.D. Ohio (Federal)
GA	Gateway Community Service Board	1:20-op-45249	N.D. Ohio (Federal)
GA	Georgia Mountains Community Services d/b/a Avita Community Partners	1:20-op-45249	N.D. Ohio (Federal)
GA	Georgia Pines Community Service Board	1:20-op-45249	N.D. Ohio (Federal)
GA	Habersham County Medical Center	1:18-op-46114	N.D. Ohio (Federal)
GA	Highland Rivers Community Service Board d/b/a Highland Rivers Health	1:20-op-45249	N.D. Ohio (Federal)
GA	Hospital Authority of Bainbridge and Decatur County	1:18-op-45382	N.D. Ohio (Federal)
GA	Hospital Authority of Baxley County and Appling County d/b/a Appling Health Care System	1:18-op-46157	N.D. Ohio (Federal)
GA	Hospital Authority of Bleckley County d/b/a Bleckley Memorial Hospital	1:18-op-46170	N.D. Ohio (Federal)
GA	Lookout Mountain Community Service Board	1:20-op-45249	N.D. Ohio (Federal)
GA	Macon-Bibb County (Unified Government)	1:18-op-45407	N.D. Ohio (Federal)

State	Subdivision/Special District	Case No.	Jurisdiction
GA	Middle Flint Area Community Service Board d/b/a Middle Flint Behavioral Healthcare	1:20-op-45249	N.D. Ohio (Federal)
GA	New Horizons Community Service Board	1:20-op-45249	N.D. Ohio (Federal)
GA	Pineland Behavioral Health and Developmental Disabilities CSB	1:20-op-45249	N.D. Ohio (Federal)
GA	River Edge Behavioral Health	1:20-op-45249	N.D. Ohio (Federal)
GA	Satilla Community Services d/b/a Unison Behavioral Health	1:20-op-45249	N.D. Ohio (Federal)
GA	Sheriff of Appling County (Sheriff Mark Melton)	1:19-op-45307	N.D. Ohio (Federal)
GA	Sheriff of Baldwin County (Sheriff William C. Masse, Jr.)	1:19-op-45361	N.D. Ohio (Federal)
GA	Sheriff of Bibb County (Sheriff David J. Davis)	1:19-op-45360	N.D. Ohio (Federal)
GA	Sheriff of Coffee County (Sheriff Doyle T. Wooten)	1:19-op-45145	N.D. Ohio (Federal)
GA	Sheriff of Crawford County (Sheriff Lewis S. Walker)	1:19-op-45146	N.D. Ohio (Federal)
GA	Sheriff of Crisp County (Sheriff H.W. "Billy" Hancock)	1:19-op-45562	N.D. Ohio (Federal)
GA	Sheriff of Glynn County (Sheriff E. Neal Jump)	1:19-op-45155	N.D. Ohio (Federal)
GA	Sheriff of Harris County (Sheriff Mike Jolley)	1:19-op-45147	N.D. Ohio (Federal)
GA	Sheriff of Houston County (Sheriff Cullen Talton)	1:19-op-45308	N.D. Ohio (Federal)
GA	Sheriff of Jeff Davis County (Sheriff Preston Bohannon)	1:19-op-45161	N.D. Ohio (Federal)
GA	Sheriff of Jones County (Sheriff R.N. "Butch" Reece)	1:19-op-45162	N.D. Ohio (Federal)
GA	Sheriff of Laurens County (Sheriff Larry H. Dean)	1:19-op-45163	N.D. Ohio (Federal)
GA	Sheriff of Meriwether County (Sheriff Chuck Smith)	1:19-op-45306	N.D. Ohio (Federal)
GA	Sheriff of Murray County (Sheriff Gary Langford)	1:19-op-45164	N.D. Ohio (Federal)
GA	Sheriff of Oconee County (Sheriff Scott R. Berry)	1:19-op-45165	N.D. Ohio (Federal)
GA	Sheriff of Peach County (Sheriff Terry Deese)	1:19-op-45314	N.D. Ohio (Federal)
GA	Sheriff of Pierce County (Sheriff Ramsey Bennett)	1:19-op-45166	N.D. Ohio (Federal)
GA	Sheriff of Screven County (Sheriff Mike Kile)	1:19-op-45167	N.D. Ohio (Federal)
GA	Sheriff of Telfair County (Sheriff Chris Steverson)	1:19-op-45313	N.D. Ohio (Federal)
GA	Sheriff of Tift County (Sheriff Gene Scarborough)	1:19-op-45168	N.D. Ohio (Federal)
GA	Sheriff of Ware County (Sheriff Randy F. Royal)	1:19-op-45169	N.D. Ohio (Federal)
GA	Sheriff of Wayne County (Sheriff John G. Carter)	1:19-op-45170	N.D. Ohio (Federal)
GA	Taylor Regional Hospital, Inc.	1:18-op-46360	N.D. Ohio (Federal)
GA	The Candler County Hospital Authority	1:18-op-45167	N.D. Ohio (Federal)

State	Subdivision/Special District	Case No.	Jurisdiction
GA	The Hospital Authority of Valdosta County and Lowndes County d/b/a South Georgia Medical Center	1:19-op-45133	N.D. Ohio (Federal)
GA	The Hospital Authority of Wayne County	1:19-op-45278	N.D. Ohio (Federal)
GA	View Point Health	1:20-op-45249	N.D. Ohio (Federal)
HI	County of Hawai'i	1:20-op-45014	N.D. Ohio (Federal)
HI	County of Kaua'i	1:19-op-45862	N.D. Ohio (Federal)
IA	County of Adair	1:18-op-45122	N.D. Ohio (Federal)
IA	County of Adams	1:18-op-45122	N.D. Ohio (Federal)
IA	County of Allamakee	1:18-op-45983	N.D. Ohio (Federal)
IA	County of Appanoose	1:21-op-45051	N.D. Ohio (Federal)
IA	County of Audubon	1:18-op-45122	N.D. Ohio (Federal)
IA	County of Benton	1:18-op-45122	N.D. Ohio (Federal)
IA	County of Black Hawk	1:18-op-45303	N.D. Ohio (Federal)
IA	County of Bremer	1:18-op-45122	N.D. Ohio (Federal)
IA	County of Buchanan	1:18-op-45122	N.D. Ohio (Federal)
IA	County of Buena Vista	1:18-op-45122	N.D. Ohio (Federal)
IA	County of Calhoun	1:18-op-45122	N.D. Ohio (Federal)
IA	County of Carroll	1:18-op-45122	N.D. Ohio (Federal)
IA	County of Cedar	1:18-op-45122	N.D. Ohio (Federal)
IA	County of Cerro Gordo	1:21-op-45051	N.D. Ohio (Federal)
IA	County of Cherokee	1:21-op-45051	N.D. Ohio (Federal)
IA	County of Chickasaw	1:21-op-45051	N.D. Ohio (Federal)
IA	County of Clay	1:18-op-45122	N.D. Ohio (Federal)
IA	County of Clayton	1:18-op-45122	N.D. Ohio (Federal)
IA	County of Clinton	1:18-op-45122	N.D. Ohio (Federal)
IA	County of Dallas	1:18-op-45122	N.D. Ohio (Federal)
IA	County of Delaware	1:18-op-45122	N.D. Ohio (Federal)
IA	County of Des Moines	1:18-op-45303	N.D. Ohio (Federal)
IA	County of Emmet	1:21-op-45051	N.D. Ohio (Federal)
IA	County of Fayette	1:18-op-45122	N.D. Ohio (Federal)
IA	County of Fremont	1:21-op-45051	N.D. Ohio (Federal)
IA	County of Hamilton	1:18-op-45122	N.D. Ohio (Federal)
IA	County of Hancock	1:21-op-45051	N.D. Ohio (Federal)
IA	County of Hardin	1:18-op-45122	N.D. Ohio (Federal)
IA	County of Harrison	1:18-op-45303	N.D. Ohio (Federal)
IA	County of Henry	1:21-op-45051	N.D. Ohio (Federal)
IA	County of Howard	1:18-op-45303	N.D. Ohio (Federal)
IA	County of Humboldt	1:18-op-45122	N.D. Ohio (Federal)
IA	County of Ida	1:21-op-45051	N.D. Ohio (Federal)
IA	County of Jasper	1:18-op-45303	N.D. Ohio (Federal)
IA	County of Johnson	1:18-op-45122	N.D. Ohio (Federal)
IA	County of Jones	1:21-op-45051	N.D. Ohio (Federal)
IA	County of Keokuk	1:21-op-45051	N.D. Ohio (Federal)
IA	County of Lee	1:18-op-45122	N.D. Ohio (Federal)
IA	County of Lyon	1:18-op-45303	N.D. Ohio (Federal)
IA	County of Madison	1:21-op-45051	N.D. Ohio (Federal)
IA	County of Mahaska	1:18-op-45122	N.D. Ohio (Federal)

State	Subdivision/Special District	Case No.	Jurisdiction
IA	County of Marion	1:18-op-45122	N.D. Ohio (Federal)
IA	County of Mills	1:18-op-45303	N.D. Ohio (Federal)
IA	County of Mitchell	1:18-op-45122	N.D. Ohio (Federal)
IA	County of Monroe	1:18-op-45122	N.D. Ohio (Federal)
IA	County of Montgomery	1:18-op-45122	N.D. Ohio (Federal)
IA	County of Muscatine	1:21-op-45051	N.D. Ohio (Federal)
IA	County of O'Brien	1:18-op-45122	N.D. Ohio (Federal)
IA	County of Osceola	1:21-op-45051	N.D. Ohio (Federal)
IA	County of Plymouth	1:18-op-45122	N.D. Ohio (Federal)
IA	County of Pocahontas	1:21-op-45051	N.D. Ohio (Federal)
IA	County of Polk	1:18-op-45116	N.D. Ohio (Federal)
IA	County of Pottawattamie	1:18-op-45122	N.D. Ohio (Federal)
IA	County of Poweshiek	1:21-op-45051	N.D. Ohio (Federal)
IA	County of Sac	1:18-op-45122	N.D. Ohio (Federal)
IA	County of Scott	1:18-op-45122	N.D. Ohio (Federal)
IA	County of Shelby	1:18-op-45122	N.D. Ohio (Federal)
IA	County of Sioux	1:18-op-45122	N.D. Ohio (Federal)
IA	County of Tama	1:18-op-45303	N.D. Ohio (Federal)
IA	County of Taylor	1:18-op-45122	N.D. Ohio (Federal)
IA	County of Union	1:18-op-45303	N.D. Ohio (Federal)
IA	County of Webster	1:21-op-45051	N.D. Ohio (Federal)
IA	County of Winnebago	1:21-op-45051	N.D. Ohio (Federal)
IA	County of Winneshiek	1:18-op-45122	N.D. Ohio (Federal)
IA	County of Worth	1:18-op-45303	N.D. Ohio (Federal)
IA	County of Wright	1:21-op-45051	N.D. Ohio (Federal)
ID	City of Boise	1:18-op-46289	N.D. Ohio (Federal)
ID	City of Chubbuck	1:19-op-45729	N.D. Ohio (Federal)
ID	City of Pocatello	1:19-op-45578	N.D. Ohio (Federal)
ID	City of Preston	1:19-op-45067	N.D. Ohio (Federal)
ID	City of Twin Falls	1:19-op-45743	N.D. Ohio (Federal)
ID	County of Ada	1:19-op-45775	N.D. Ohio (Federal)
ID	County of Adams	1:18-op-46062	N.D. Ohio (Federal)
ID	County of Bannock	1:19-op-45359	N.D. Ohio (Federal)
ID	County of Bingham	1:19-op-45758	N.D. Ohio (Federal)
ID	County of Blaine	1:18-op-46062	N.D. Ohio (Federal)
ID	County of Boise	1:18-op-46062	N.D. Ohio (Federal)
ID	County of Bonneville	1:18-op-46062	N.D. Ohio (Federal)
ID	County of Camas	1:19-op-45407	N.D. Ohio (Federal)
ID	County of Canyon	1:18-op-46277	N.D. Ohio (Federal)
ID	County of Caribou	1:18-op-46062	N.D. Ohio (Federal)
ID	County of Cassia	1:18-op-46062	N.D. Ohio (Federal)
ID	County of Elmore	1:18-op-46062	N.D. Ohio (Federal)
ID	County of Gooding	1:19-op-45404	N.D. Ohio (Federal)
ID	County of Latah	1:18-op-46062	N.D. Ohio (Federal)
ID	County of Minidoka	1:18-op-46062	N.D. Ohio (Federal)
ID	County of Owyhee	1:18-op-46062	N.D. Ohio (Federal)
ID	County of Payette	1:18-op-46062	N.D. Ohio (Federal)

State	Subdivision/Special District	Case No.	Jurisdiction
ID	County of Twin Falls	1:19-op-45828	N.D. Ohio (Federal)
IL	Board of Education of East Aurora, School District 131	1:20-op-45281	N.D. Ohio (Federal)
IL	Board of Education of Joliet Township High School, District 204	1:20-op-45281	N.D. Ohio (Federal)
IL	Board of Education of Thornton Fractional Township High Schools, District 215	1:20-op-45281	N.D. Ohio (Federal)
IL	Board of Education of Thornton Township High Schools, District 205	1:20-op-45281	N.D. Ohio (Federal)
IL	City of Berwyn	1:18-op-46312	N.D. Ohio (Federal)
IL	City of Chicago	1:14-cv-04361	N.D. Illinois (Federal)
IL	City of Chicago Heights	1:18-op-46312	N.D. Ohio (Federal)
IL	City of Granite City	2018-L-010351	MDL - In re Opioid Litigation (IL - Circuit Court of Cook County) (State MDL)
IL	City of Harrisburg	1:18-op-45594	N.D. Ohio (Federal)
IL	City of Harvey	1:18-op-46335	N.D. Ohio (Federal)
IL	City of Herrin	1:20-op-45192	N.D. Ohio (Federal)
IL	City of Kankakee	1:21-op-45018	N.D. Ohio (Federal)
IL	City of Marion	1:20-op-45215	N.D. Ohio (Federal)
IL	City of Metropolis	1:18-op-45537	N.D. Ohio (Federal)
IL	City of Northlake	1:18-op-46312	N.D. Ohio (Federal)
IL	City of Pekin	1:18-op-46312	N.D. Ohio (Federal)
IL	City of Peoria	1:18-op-46335	N.D. Ohio (Federal)
IL	City of Princeton	1:18-op-45599	N.D. Ohio (Federal)
IL	City of Rockford	1:18-op-45309	N.D. Ohio (Federal)
IL	City of Streator	1:21-op-45018	N.D. Ohio (Federal)
IL	City of West Frankfort	1:20-op-45191	N.D. Ohio (Federal)
IL	County of Alexander	1:17-op-45050	N.D. Ohio (Federal)
IL	County of Bond	1:18-op-45004	N.D. Ohio (Federal)
IL	County of Calhoun	1:18-op-46294	N.D. Ohio (Federal)
IL	County of Christian	1:17-op-45078	N.D. Ohio (Federal)
IL	County of Coles	1:18-op-45138	N.D. Ohio (Federal)
IL	County of Edwards	1:18-op-45049	N.D. Ohio (Federal)
IL	County of Effingham	1:18-op-45499	N.D. Ohio (Federal)
IL	County of Franklin	1:20-op-45194	N.D. Ohio (Federal)
IL	County of Gallatin	1:17-op-45152	N.D. Ohio (Federal)
IL	County of Hamilton	1:17-op-45157	N.D. Ohio (Federal)
IL	County of Hardin	1:18-op-45003	N.D. Ohio (Federal)
IL	County of Jasper	1:18-op-45026	N.D. Ohio (Federal)
IL	County of Jefferson	1:18-op-45539	N.D. Ohio (Federal)
IL	County of Jersey	2018-L-003908	MDL - In re Opioid Litigation (IL - Circuit Court of Cook County) (State MDL)
IL	County of Johnson	1:18-op-46148	N.D. Ohio (Federal)
IL	County of LaSalle	2019-L-008722	MDL - In re Opioid Litigation (IL - Circuit Court of Cook County) (State MDL)
IL	County of Lawrence	1:18-op-45518	N.D. Ohio (Federal)
IL	County of Lee	1:18-op-45606	N.D. Ohio (Federal)
IL	County of Livingston	1:18-op-45527	N.D. Ohio (Federal)

State	Subdivision/Special District	Case No.	Jurisdiction
IL	County of Marion	1:18-op-45532	N.D. Ohio (Federal)
IL	County of Massac	1:18-op-45519	N.D. Ohio (Federal)
IL	County of McLean	2019-L-013365	MDL - In re Opioid Litigation (IL - Circuit Court of Cook County) (State MDL)
IL	County of Pulaski	1:17-op-45158	N.D. Ohio (Federal)
IL	County of Saline	1:18-op-45528	N.D. Ohio (Federal)
IL	County of Sangamon	1:20-op-45154	N.D. Ohio (Federal)
IL	County of Schuyler	1:18-op-46147	N.D. Ohio (Federal)
IL	County of Shelby	1:18-op-45007	N.D. Ohio (Federal)
IL	County of Union	1:19-op-45286	N.D. Ohio (Federal)
IL	County of Wabash	1:17-op-45103	N.D. Ohio (Federal)
IL	County of Washington	1:17-op-45151	N.D. Ohio (Federal)
IL	County of White	1:18-op-45024	N.D. Ohio (Federal)
IL	County of Winnebago	1:18-op-45310	N.D. Ohio (Federal)
IL	Orland Fire Protection District	1:18-op-46335	N.D. Ohio (Federal)
IL	The Board of Education of the City of Chicago, School District No. 299	1:19-op-46042	N.D. Ohio (Federal)
IL	Village of Addison	1:21-op-45018	N.D. Ohio (Federal)
IL	Village of Bellwood	1:18-op-46312	N.D. Ohio (Federal)
IL	Village of Bensenville	1:21-op-45018	N.D. Ohio (Federal)
IL	Village of Berkeley	1:18-op-46312	N.D. Ohio (Federal)
IL	Village of Bolingbrook	1:21-op-45018	N.D. Ohio (Federal)
IL	Village of Broadview	1:18-op-46335	N.D. Ohio (Federal)
IL	Village of Chicago Ridge	1:18-op-46335	N.D. Ohio (Federal)
IL	Village of Dolton	1:18-op-46335	N.D. Ohio (Federal)
IL	Village of Forest Park	1:21-op-45018	N.D. Ohio (Federal)
IL	Village of Franklin Park	1:21-op-45018	N.D. Ohio (Federal)
IL	Village of Harwood Heights	1:21-op-45018	N.D. Ohio (Federal)
IL	Village of Hillside	1:18-op-46312	N.D. Ohio (Federal)
IL	Village of Hoffman Estates	1:18-op-46335	N.D. Ohio (Federal)
IL	Village of La Grange Park	1:21-op-45018	N.D. Ohio (Federal)
IL	Village of Maywood	1:18-op-46335	N.D. Ohio (Federal)
IL	Village of McCook	1:21-op-45018	N.D. Ohio (Federal)
IL	Village of Melrose Park	1:18-op-46312	N.D. Ohio (Federal)
IL	Village of Merrionette Park	1:18-op-46335	N.D. Ohio (Federal)
IL	Village of North Riverside	1:18-op-46335	N.D. Ohio (Federal)
IL	Village of Oak Lawn	1:18-op-46312	N.D. Ohio (Federal)
IL	Village of Oak Park	1:21-op-45018	N.D. Ohio (Federal)
IL	Village of Orland Park	1:18-op-46335	N.D. Ohio (Federal)
IL	Village of Posen	1:18-op-46335	N.D. Ohio (Federal)
IL	Village of River Forest	1:18-op-46312	N.D. Ohio (Federal)
IL	Village of River Grove	1:18-op-46335	N.D. Ohio (Federal)
IL	Village of Riverside	1:21-op-45018	N.D. Ohio (Federal)
IL	Village of Schiller Park	1:21-op-45018	N.D. Ohio (Federal)
IL	Village of Stone Park	1:18-op-46335	N.D. Ohio (Federal)
IL	Village of Tinley Park	1:18-op-46312	N.D. Ohio (Federal)

State	Subdivision/Special District	Case No.	Jurisdiction
IL	Waukegan Community Unit School District	2020-70878 / 2018-63587 (master) / 1:21-op-45080	MDL - In re Texas Opioid Litigation (TX - 152nd Judicial District of Harris County) (State MDL) / N.D. Ohio (Federal)
IN	City of Alexandria	1:18-op-45151	N.D. Ohio (Federal)
IN	City of Beech Grove	1:18-op-46103	N.D. Ohio (Federal)
IN	City of Bloomington	1:18-op-45235	N.D. Ohio (Federal)
IN	City of Connersville	1:18-op-45159	N.D. Ohio (Federal)
IN	City of Elwood	1:18-op-45151	N.D. Ohio (Federal)
IN	City of Evansville	1:18-op-45591	N.D. Ohio (Federal)
IN	City of Fishers	1:18-op-45845	N.D. Ohio (Federal)
IN	City of Fort Wayne	1:18-op-45123	N.D. Ohio (Federal)
IN	City of Franklin	1:18-op-46182	N.D. Ohio (Federal)
IN	City of Gary	1:18-op-45929	N.D. Ohio (Federal)
IN	City of Greenwood	1:18-op-45109	N.D. Ohio (Federal)
IN	City of Hammond	1:17-op-45082	N.D. Ohio (Federal)
IN	City of Hartford	1:18-op-45854	N.D. Ohio (Federal)
IN	City of Huntington	1:18-op-46357	N.D. Ohio (Federal)
IN	City of Jasper	1:18-op-46027	N.D. Ohio (Federal)
IN	City of Jeffersonville	1:18-op-45961	N.D. Ohio (Federal)
IN	City of Kokomo	1:18-op-45127	N.D. Ohio (Federal)
IN	City of Lafayette	1:17-op-45081	N.D. Ohio (Federal)
IN	City of Lawrence	1:18-op-45805	N.D. Ohio (Federal)
IN	City of Logansport	1:18-op-45692	N.D. Ohio (Federal)
IN	City of Martinsville	1:18-op-45346	N.D. Ohio (Federal)
IN	City of Mishawaka	2020-70878 / 2018-63587 (master) / 1:21-op-45080	MDL - In re Texas Opioid Litigation (TX - 152nd Judicial District of Harris County) (State MDL) / N.D. Ohio (Federal)
IN	City of Montpelier	1:18-op-45806	N.D. Ohio (Federal)
IN	City of Muncie	1:18-op-45126	N.D. Ohio (Federal)
IN	City of New Albany	1:18-op-46333	N.D. Ohio (Federal)
IN	City of New Castle	1:18-op-45016	N.D. Ohio (Federal)
IN	City of Noblesville	1:18-op-45124	N.D. Ohio (Federal)
IN	City of Peru	1:18-op-45794	N.D. Ohio (Federal)
IN	City of Portland	1:18-op-46140	N.D. Ohio (Federal)
IN	City of Richmond	1:18-op-46182	N.D. Ohio (Federal)
IN	City of Seymour	1:18-op-45673	N.D. Ohio (Federal)
IN	City of Shelbyville	1:18-op-45960	N.D. Ohio (Federal)
IN	City of South Bend	1:18-op-45400	N.D. Ohio (Federal)
IN	City of Terre Haute	1:18-op-45129	N.D. Ohio (Federal)
IN	City of West LaFayette	1:18-op-45300	N.D. Ohio (Federal)
IN	City of Westfield	1:18-op-46056	N.D. Ohio (Federal)
IN	County of Allen (Board of Commissioners)	1:18-op-45121	N.D. Ohio (Federal)
IN	County of Benton	1:18-op-46201	N.D. Ohio (Federal)
IN	County of Blackford	1:18-op-46336	N.D. Ohio (Federal)
IN	County of Delaware	1:18-op-45963	N.D. Ohio (Federal)
IN	County of Fayette	1:18-op-45159	N.D. Ohio (Federal)
IN	County of Franklin (Board of Commissioners)	1:18-op-45827	N.D. Ohio (Federal)
IN	County of Harrison	1:18-op-45130	N.D. Ohio (Federal)

State	Subdivision/Special District	Case No.	Jurisdiction
IN	County of Howard	1:18-op-45172	N.D. Ohio (Federal)
IN	County of Jackson	1:18-op-45439	N.D. Ohio (Federal)
IN	County of Jay	1:18-op-46140	N.D. Ohio (Federal)
IN	County of Jennings	1:18-op-45131	N.D. Ohio (Federal)
IN	County of Lake	1:18-op-45156	N.D. Ohio (Federal)
IN	County of LaPorte	1:18-op-45280	N.D. Ohio (Federal)
IN	County of Lawrence	1:18-op-46188	N.D. Ohio (Federal)
IN	County of Madison	1:18-op-45151	N.D. Ohio (Federal)
IN	County of Marion - Indianapolis City	1:17-op-45091	N.D. Ohio (Federal)
IN	County of Marshall	1:18-op-45157	N.D. Ohio (Federal)
IN	County of Monroe	1:18-op-45235	N.D. Ohio (Federal)
IN	County of Morgan	1:18-op-45828	N.D. Ohio (Federal)
IN	County of Orange	1:19-op-45356	N.D. Ohio (Federal)
IN	County of Porter	1:19-op-45074	N.D. Ohio (Federal)
IN	County of Pulaski	1:18-op-46110	N.D. Ohio (Federal)
IN	County of Ripley	1:18-op-46155	N.D. Ohio (Federal)
IN	County of Scott (Board of Commissioners)	1:17-op-45094	N.D. Ohio (Federal)
IN	County of St. Joseph	1:18-op-45500	N.D. Ohio (Federal)
IN	County of Starke	1:18-op-46358	N.D. Ohio (Federal)
IN	County of Tippecanoe	1:18-op-45796	N.D. Ohio (Federal)
IN	County of Vanderburgh	1:18-op-45498	N.D. Ohio (Federal)
IN	County of Vigo	1:18-op-45128	N.D. Ohio (Federal)
IN	Fort Wayne Community Schools	1:21-op-45080	N.D. Ohio (Federal)
IN	Penn-Harris-Madison School Corporation	1:21-op-45080	N.D. Ohio (Federal)
IN	School City of Mishawaka	2020-70878 / 2018-63587 (master) / 1:21-op-45080	MDL - In re Texas Opioid Litigation (TX - 152nd Judicial District of Harris County) (State MDL) / N.D. Ohio (Federal)
IN	Smith-Green Community Schools	2020-70878 / 2018-63587 (master) / 1:21-op-45080	MDL - In re Texas Opioid Litigation (TX - 152nd Judicial District of Harris County) (State MDL) / N.D. Ohio (Federal)
IN	South Bend Community School Corporation	2020-70878 / 2018-63587 (master) / 1:21-op-45080	MDL - In re Texas Opioid Litigation (TX - 152nd Judicial District of Harris County) (State MDL) / N.D. Ohio (Federal)
IN	Town of Atlanta	1:18-op-45125	N.D. Ohio (Federal)
IN	Town of Brownstown	1:18-op-45666	N.D. Ohio (Federal)
IN	Town of Chandler	1:18-op-45440	N.D. Ohio (Federal)
IN	Town of Danville	1:19-op-45215	N.D. Ohio (Federal)
IN	Town of Mooresville	1:19-op-45016	N.D. Ohio (Federal)
IN	Town of Pendleton	1:18-op-46182	N.D. Ohio (Federal)
IN	Town of Plainfield	1:19-op-45017	N.D. Ohio (Federal)
IN	Town of Sheridan	1:18-op-45055	N.D. Ohio (Federal)
IN	Town of Upland	1:18-op-46356	N.D. Ohio (Federal)
IN	Town of Zionsville	1:18-op-45846	N.D. Ohio (Federal)
KS	City of Overland Park	1:18-op-46287	N.D. Ohio (Federal)
KS	County of Bourbon	1:18-op-45781	N.D. Ohio (Federal)
KS	County of Cherokee (Board of Commissioners)	1:18-op-45452	N.D. Ohio (Federal)
KS	County of Cowley (Board of County Commissioners)	1:18-op-45898	N.D. Ohio (Federal)

State	Subdivision/Special District	Case No.	Jurisdiction
KS	County of Crawford (Board of County Commissioners)	1:18-op-46108	N.D. Ohio (Federal)
KS	County of Ford (Board of County Commissioners)	1:20-op-45263	N.D. Ohio (Federal)
KS	County of Harvey	1:18-op-45848	N.D. Ohio (Federal)
KS	County of Johnson	1:19-op-45443	N.D. Ohio (Federal)
KS	County of Leavenworth County (Board of Commissioners)	1:19-op-45602	N.D. Ohio (Federal)
KS	County of Montgomery	1:18-op-45780	N.D. Ohio (Federal)
KS	County of Neosho (Board of County Commissioners)	1:18-op-46125	N.D. Ohio (Federal)
KS	County of Pratt (Board of Commissioners)	1:18-op-45451	N.D. Ohio (Federal)
KS	County of Reno	1:18-op-45718	N.D. Ohio (Federal)
KS	County of Sedgwick (Board of County Commissioners)	1:18-op-45025	N.D. Ohio (Federal)
KS	County of Shawnee (Board of County Commissioners)	1:20-op-45226	N.D. Ohio (Federal)
KS	Unified Government of Wyandotte County/Kansas City	1:19-op-45015	N.D. Ohio (Federal)
KY	ARH Tug Valley Health Services, Inc. f/k/a Highlands Hospital Corporation	1:20-op-45060	N.D. Ohio (Federal)
KY	Baptist Health Madisonville, Inc. d/b/a Baptist Health Madisonville	1:20-op-45060 / 1:18-op-46058	N.D. Ohio (Federal)
KY	Board of Education of Breathitt County Public Schools	1:20-op-45281	N.D. Ohio (Federal)
KY	Board of Education of Bullitt County Public Schools	1:20-op-45281	N.D. Ohio (Federal)
KY	Board of Education of Estill County Public Schools	1:20-op-45281	N.D. Ohio (Federal)
KY	Board of Education of Fayette County Public Schools	1:20-op-45281	N.D. Ohio (Federal)
KY	Board of Education of Harrison County Public Schools	1:20-op-45281	N.D. Ohio (Federal)
KY	Board of Education of Hart County Public Schools	1:20-op-45281	N.D. Ohio (Federal)
KY	Board of Education of Jefferson County Public Schools	1:20-op-45281	N.D. Ohio (Federal)
KY	Board of Education of Johnson County Public School District	1:20-op-45281	N.D. Ohio (Federal)
KY	Board of Education of LaRue County Public Schools	1:20-op-45281	N.D. Ohio (Federal)
KY	Board of Education of Lawrence County Public Schools	1:20-op-45281	N.D. Ohio (Federal)
KY	Board of Education of Martin County Public Schools	1:20-op-45281	N.D. Ohio (Federal)
KY	Board of Education of Menifee County Public Schools	1:20-op-45281	N.D. Ohio (Federal)
KY	Board of Education of Owsley County Public Schools	1:20-op-45281	N.D. Ohio (Federal)

State	Subdivision/Special District	Case No.	Jurisdiction
KY	Board of Education of Wolfe County Public Schools	1:20-op-45281	N.D. Ohio (Federal)
KY	City of Bellefonte	1:21-op-45094	N.D. Ohio (Federal)
KY	City of Benham	1:19-op-45105	N.D. Ohio (Federal)
KY	City of Buckhorn	1:19-op-45111	N.D. Ohio (Federal)
KY	City of Campbellsville	1:19-op-46057	N.D. Ohio (Federal)
KY	City of Columbia	1:19-op-46129	N.D. Ohio (Federal)
KY	City of Covington	1:18-op-45967	N.D. Ohio (Federal)
KY	City of Florence	1:19-op-45084	N.D. Ohio (Federal)
KY	City of Grayson	1:19-op-45085	N.D. Ohio (Federal)
KY	City of Greenup	1:21-op-45094	N.D. Ohio (Federal)
KY	City of Harlan	1:19-op-45106	N.D. Ohio (Federal)
KY	City of Henderson	1:20-op-45062	N.D. Ohio (Federal)
KY	City of Hillview	2020-70878 / 2018-63587 (master) / 1:21-op-45080	MDL - In re Texas Opioid Litigation (TX - 152nd Judicial District of Harris County) (State MDL) / N.D. Ohio (Federal)
KY	City of Hyden	1:19-op-45101	N.D. Ohio (Federal)
KY	City of Inez	1:19-op-45499	N.D. Ohio (Federal)
KY	City of Jamestown	1:19-op-46096	N.D. Ohio (Federal)
KY	City of Jenkins	1:21-op-45094	N.D. Ohio (Federal)
KY	City of London	1:19-op-45103	N.D. Ohio (Federal)
KY	City of Loyall	1:19-op-45107	N.D. Ohio (Federal)
KY	City of Lynch	1:19-op-45102	N.D. Ohio (Federal)
KY	City of Manchester	1:19-op-45138	N.D. Ohio (Federal)
KY	City of Morehead	1:19-op-45104	N.D. Ohio (Federal)
KY	City of Morganfield	1:20-op-45167	N.D. Ohio (Federal)
KY	City of Mt. Washington	2020-70878 / 2018-63587 (master) / 1:21-op-45080	MDL - In re Texas Opioid Litigation (TX - 152nd Judicial District of Harris County) (State MDL) / N.D. Ohio (Federal)
KY	City of Murray	1:20-op-45038	N.D. Ohio (Federal)
KY	City of Owensboro	1:21-op-45076	N.D. Ohio (Federal)
KY	City of Paducah	1:18-op-45592	N.D. Ohio (Federal)
KY	City of Paintsville	1:19-op-45559	N.D. Ohio (Federal)
KY	City of Pineville	1:21-op-45094	N.D. Ohio (Federal)
KY	City of Pippa Passes	1:19-op-45137	N.D. Ohio (Federal)
KY	City of Prestonsburg	1:19-op-45294	N.D. Ohio (Federal)
KY	City of Russell	1:21-op-45094	N.D. Ohio (Federal)
KY	City of Russell Springs	1:20-op-45125	N.D. Ohio (Federal)
KY	City of Shepherdsville	2020-70878 / 2018-63587 (master) / 1:21-op-45080	MDL - In re Texas Opioid Litigation (TX - 152nd Judicial District of Harris County) (State MDL) / N.D. Ohio (Federal)
KY	City of South Shore	1:21-op-45094	N.D. Ohio (Federal)
KY	City of Vanceburg	1:21-op-45094	N.D. Ohio (Federal)
KY	City of Warfield	1:19-op-45787	N.D. Ohio (Federal)
KY	City of West Liberty	1:19-op-45329	N.D. Ohio (Federal)
KY	City of Whitesburg	1:19-op-45218	N.D. Ohio (Federal)
KY	City of Winchester	1:18-op-46348	N.D. Ohio (Federal)
KY	City of Worthington	1:21-op-45094	N.D. Ohio (Federal)

State	Subdivision/Special District	Case No.	Jurisdiction
KY	County of Adair (Fiscal Court)	1:20-op-45059	N.D. Ohio (Federal)
KY	County of Allen (Fiscal Court)	1:18-op-45008	N.D. Ohio (Federal)
KY	County of Anderson (Fiscal Court)	1:17-op-45006	N.D. Ohio (Federal)
KY	County of Ballard	1:18-op-45593	N.D. Ohio (Federal)
KY	County of Bath (Fiscal Court)	1:20-op-45012	N.D. Ohio (Federal)
KY	County of Bell (Fiscal Court)	1:17-op-45026	N.D. Ohio (Federal)
KY	County of Boone (Fiscal Court)	1:17-op-45020	N.D. Ohio (Federal)
KY	County of Bourbon (Fiscal Court)	1:18-op-45533	N.D. Ohio (Federal)
KY	County of Boyd (Fiscal Court)	1:17-op-45084	N.D. Ohio (Federal)
KY	County of Boyle (Fiscal Court)	1:17-op-45018	N.D. Ohio (Federal)
KY	County of Bracken (Fiscal Court)	1:18-op-45395	N.D. Ohio (Federal)
KY	County of Breathitt (Fiscal Court)	1:19-op-46082	N.D. Ohio (Federal)
KY	County of Breckinridge (Fiscal Court)	1:18-op-46273 / 1:20-op-45063	N.D. Ohio (Federal)
KY	County of Bullitt (Fiscal Court)	1:18-op-45009	N.D. Ohio (Federal)
KY	County of Caldwell (Fiscal Court)	1:19-op-46001	N.D. Ohio (Federal)
KY	County of Calloway (Fiscal Court)	1:20-op-45038	N.D. Ohio (Federal)
KY	County of Campbell (Fiscal Court)	1:17-op-45022	N.D. Ohio (Federal)
KY	County of Carlisle (Fiscal Court)	1:17-op-45016	N.D. Ohio (Federal)
KY	County of Carter (Fiscal Court)	1:18-op-45392	N.D. Ohio (Federal)
KY	County of Casey (Fiscal Court)	1:19-op-45887	N.D. Ohio (Federal)
KY	County of Christian (Fiscal Court)	1:17-op-45070	N.D. Ohio (Federal)
KY	County of Clark (Fiscal Court)	1:17-op-45172	N.D. Ohio (Federal)
KY	County of Clay (Fiscal Court)	1:17-op-45031	N.D. Ohio (Federal)
KY	County of Clinton (Fiscal Court)	1:19-op-45901	N.D. Ohio (Federal)
KY	County of Cumberland (Fiscal Court)	1:17-op-45012	N.D. Ohio (Federal)
KY	County of Daviess (Fiscal Court)	1:19-op-46171	N.D. Ohio (Federal)
KY	County of Edmonson (Fiscal Court)	1:20-op-45084	N.D. Ohio (Federal)
KY	County of Elliott (Fiscal Court)	1:18-op-45393	N.D. Ohio (Federal)
KY	County of Estill (Fiscal Court)	1:18-op-46126	N.D. Ohio (Federal)
KY	County of Fleming (Fiscal Court)	1:17-op-45019	N.D. Ohio (Federal)
KY	County of Floyd	1:18-op-45369	N.D. Ohio (Federal)
KY	County of Franklin (Fiscal Court)	1:17-op-45007	N.D. Ohio (Federal)
KY	County of Fulton (Fiscal Court)	1:20-op-45045	N.D. Ohio (Federal)
KY	County of Gallatin (Fiscal Court)	1:19-op-45891	N.D. Ohio (Federal)
KY	County of Garrard (Fiscal Court)	1:17-op-45023	N.D. Ohio (Federal)
KY	County of Grant (Fiscal Court)	1:19-op-45961	N.D. Ohio (Federal)
KY	County of Green (Fiscal Court)	1:18-op-46272 / 1:20-op-45063	N.D. Ohio (Federal)
KY	County of Greenup (Fiscal Court)	1:17-op-45088	N.D. Ohio (Federal)
KY	County of Hancock (Fiscal Court)	1:19-op-46027	N.D. Ohio (Federal)
KY	County of Harlan (Fiscal Court)	1:17-op-45027	N.D. Ohio (Federal)
KY	County of Harrison (Fiscal Court)	1:19-op-46030	N.D. Ohio (Federal)
KY	County of Hart (Fiscal Court)	1:19-op-45994	N.D. Ohio (Federal)
KY	County of Henderson (Fiscal Court)	1:17-op-45069	N.D. Ohio (Federal)
KY	County of Henry (Fiscal Court)	1:17-op-45010	N.D. Ohio (Federal)
KY	County of Hickman (Fiscal Court)	1:20-op-45254	N.D. Ohio (Federal)

State	Subdivision/Special District	Case No.	Jurisdiction
KY	County of Hopkins (Fiscal Court)	1:18-op-45010	N.D. Ohio (Federal)
KY	County of Jessamine (Fiscal Court)	1:17-op-45090	N.D. Ohio (Federal)
KY	County of Kenton (Fiscal Court)	1:17-op-45089	N.D. Ohio (Federal)
KY	County of Knott	1:18-op-45370	N.D. Ohio (Federal)
KY	County of Knox (Fiscal Court)	1:17-op-45028	N.D. Ohio (Federal)
KY	County of LaRue (Fiscal Court)	1:19-op-45950	N.D. Ohio (Federal)
KY	County of Laurel (Fiscal Court)	1:17-op-45105	N.D. Ohio (Federal)
KY	County of Lawrence	1:19-op-46184	N.D. Ohio (Federal)
KY	County of Lee (Fiscal Court)	1:18-op-46100	N.D. Ohio (Federal)
KY	County of Leslie (Fiscal Court)	1:17-op-45029	N.D. Ohio (Federal)
KY	County of Letcher (Fiscal Court)	1:18-op-46124	N.D. Ohio (Federal)
KY	County of Lewis (Fiscal Court)	1:19-op-45889	N.D. Ohio (Federal)
KY	County of Lincoln (Fiscal Court)	1:17-op-45024	N.D. Ohio (Federal)
KY	County of Logan (Fiscal Court)	1:19-op-45951	N.D. Ohio (Federal)
KY	County of Madison (Fiscal Court)	1:17-op-45011	N.D. Ohio (Federal)
KY	County of Marshall (Fiscal Court)	1:17-op-45071	N.D. Ohio (Federal)
KY	County of Martin (Fiscal Court)	1:18-op-45388	N.D. Ohio (Federal)
KY	County of Mason (Fiscal Court)	1:19-op-45868	N.D. Ohio (Federal)
KY	County of McCracken	1:18-op-45611	N.D. Ohio (Federal)
KY	County of McLean (Fiscal Court)	1:20-op-45200	N.D. Ohio (Federal)
KY	County of Meade (Fiscal Court)	1:18-op-46275 / 1:20-op-45063	N.D. Ohio (Federal)
KY	County of Mercer (Fiscal Court)	1:19-op-45952	N.D. Ohio (Federal)
KY	County of Monroe (Fiscal Court)	1:20-op-45016	N.D. Ohio (Federal)
KY	County of Montgomery (Fiscal Court)	1:18-op-46144	N.D. Ohio (Federal)
KY	County of Morgan (Fiscal Court)	1:19-op-45571	N.D. Ohio (Federal)
KY	County of Muhlenberg (Fiscal Court)	1:19-op-46053	N.D. Ohio (Federal)
KY	County of Nicholas (Fiscal Court)	1:17-op-45025	N.D. Ohio (Federal)
KY	County of Ohio (Fiscal Court)	1:20-op-45063	N.D. Ohio (Federal)
KY	County of Oldham (Fiscal Court)	1:17-op-45067	N.D. Ohio (Federal)
KY	County of Owen (Fiscal Court)	1:18-op-45534	N.D. Ohio (Federal)
KY	County of Owsley (Fiscal Court)	1:18-op-46235	N.D. Ohio (Federal)
KY	County of Pendleton (Fiscal Court)	1:17-op-45021	N.D. Ohio (Federal)
KY	County of Perry (Fiscal Court)	1:17-op-45110	N.D. Ohio (Federal)
KY	County of Pike	1:18-op-45368	N.D. Ohio (Federal)
KY	County of Powell (Fiscal Court)	1:18-op-46145	N.D. Ohio (Federal)
KY	County of Pulaski (Fiscal Court)	1:17-op-45109	N.D. Ohio (Federal)
KY	County of Rowan (Fiscal Court)	1:18-op-45018	N.D. Ohio (Federal)
KY	County of Russell (Fiscal Court)	1:19-op-46096	N.D. Ohio (Federal)
KY	County of Scott (Fiscal Court)	1:17-op-45173	N.D. Ohio (Federal)
KY	County of Shelby (Fiscal Court)	1:17-op-45009	N.D. Ohio (Federal)
KY	County of Spencer (Fiscal Court)	1:17-op-45014 / 1:19-op-46029	N.D. Ohio (Federal)
KY	County of Taylor (Fiscal Court)	1:19-op-46007	N.D. Ohio (Federal)
KY	County of Todd (Fiscal Court)	1:19-op-45949	N.D. Ohio (Federal)
KY	County of Union (Fiscal Court)	1:17-op-45015	N.D. Ohio (Federal)
KY	County of Warren	1:20-op-45075	N.D. Ohio (Federal)

State	Subdivision/Special District	Case No.	Jurisdiction
KY	County of Wayne (Fiscal Court)	1:18-op-45389	N.D. Ohio (Federal)
KY	County of Webster (Fiscal Court)	1:19-op-46098	N.D. Ohio (Federal)
KY	County of Whitley (Fiscal Court)	1:17-op-45030	N.D. Ohio (Federal)
KY	County of Wolfe (Fiscal Court)	1:18-op-46099	N.D. Ohio (Federal)
KY	County of Woodford (Fiscal Court)	1:17-op-45174	N.D. Ohio (Federal)
KY	Estill County Emergency Medical Services	1:18-op-46237	N.D. Ohio (Federal)
KY	Grayson County Hospital Foundation, Inc.	1:20-op-45060	N.D. Ohio (Federal)
KY	Hardin Memorial Hospital	1:20-op-45293	N.D. Ohio (Federal)
KY	Kentucky River District Health Department	1:19-op-45050	N.D. Ohio (Federal)
KY	Lexington-Fayette Urban County Government	1:17-op-45092	N.D. Ohio (Federal)
KY	Louisville/Jefferson County Metro Government	1:17-op-45013	N.D. Ohio (Federal)
KY	Pikeville Medical Center, Inc.	1:20-op-45060	N.D. Ohio (Federal)
KY	St. Claire Medical Center, Inc. d/b/a St. Claire Regional Medical Center	1:20-op-45060 / 1:18-op-46046	N.D. Ohio (Federal)
KY	Taylor County Hospital District Health Facilities Corporation	1:20-op-45060	N.D. Ohio (Federal)
KY	The Harrison Memorial Hospital, Inc.	1:20-op-45060	N.D. Ohio (Federal)
KY	The Medical Center at Franklin, Inc.	1:20-op-45060 / 1:18-op-46058	N.D. Ohio (Federal)
MA	City of Amesbury	1:18-op-45678	N.D. Ohio (Federal)
MA	City of Beverly	1:19-op-45219	N.D. Ohio (Federal)
MA	City of Brockton	1:18-op-46089	N.D. Ohio (Federal)
MA	City of Cambridge	19-2854-BLS2	MDL - In re Opioid Litigation (MA - Superior Court, County of Suffolk) (State MDL)
MA	City of Chelsea	1:18-op-45693	N.D. Ohio (Federal)
MA	City of Chicopee	19-1621-BLS2	MDL - In re Opioid Litigation (MA - Superior Court, County of Suffolk) (State MDL)
MA	City of Easthampton	1:18-op-45336	N.D. Ohio (Federal)
MA	City of Everett	1:18-op-45596	N.D. Ohio (Federal)
MA	City of Fall River	1:18-op-46285	N.D. Ohio (Federal)
MA	City of Fitchburg	1:19-op-45030	N.D. Ohio (Federal)
MA	City of Framingham	19-1487-BLS2	MDL - In re Opioid Litigation (MA - Superior Court, County of Suffolk) (State MDL)
MA	City of Gloucester	19-1351-BLS2	MDL - In re Opioid Litigation (MA - Superior Court, County of Suffolk) (State MDL)
MA	City of Greenfield a/k/a Town of Greenfield	1:18-op-45017	N.D. Ohio (Federal)
MA	City of Haverhill	19-1311-BLS2	MDL - In re Opioid Litigation (MA - Superior Court, County of Suffolk) (State MDL)
MA	City of Holyoke	1:18-op-45694	N.D. Ohio (Federal)
MA	City of Leominster	1:18-op-45710	N.D. Ohio (Federal)
MA	City of Lowell	1:18-op-45514	N.D. Ohio (Federal)
MA	City of Lynn	1:18-op-45789	N.D. Ohio (Federal)
MA	City of Malden	1:18-op-45487	N.D. Ohio (Federal)
MA	City of Medford	1:19-op-45110	N.D. Ohio (Federal)
MA	City of Melrose	1:18-op-45951	N.D. Ohio (Federal)
MA	City of Methuen	1:18-op-45106	N.D. Ohio (Federal)
MA	City of New Bedford	1:19-op-45569	N.D. Ohio (Federal)

State	Subdivision/Special District	Case No.	Jurisdiction
MA	City of Newburyport	1:18-op-45837	N.D. Ohio (Federal)
MA	City of North Adams	1:18-op-45702	N.D. Ohio (Federal)
MA	City of Northampton	1:18-op-45337	N.D. Ohio (Federal)
MA	City of Peabody	1:18-op-45860	N.D. Ohio (Federal)
MA	City of Pittsfield	1:18-op-45335	N.D. Ohio (Federal)
MA	City of Quincy	1:19-op-45008	N.D. Ohio (Federal)
MA	City of Revere	1:18-op-45155	N.D. Ohio (Federal)
MA	City of Salem	19-1355-BLS2	MDL - In re Opioid Litigation (MA - Superior Court, County of Suffolk) (State MDL)
MA	City of Somerville	1:19-op-45319	N.D. Ohio (Federal)
MA	City of Springfield	19-1733-BLS2	MDL - In re Opioid Litigation (MA - Superior Court, County of Suffolk) (State MDL)
MA	City of Woburn	1:18-op-45103	N.D. Ohio (Federal)
MA	City of Worcester	19-543-BLS2	MDL - In re Opioid Litigation (MA - Superior Court, County of Suffolk) (State MDL)
MA	Town of Acushnet	1:18-op-45676	N.D. Ohio (Federal)
MA	Town of Agawam	1:18-op-45792	N.D. Ohio (Federal)
MA	Town of Andover	1:19-op-45996	N.D. Ohio (Federal)
MA	Town of Aquinnah	1:18-op-46091	N.D. Ohio (Federal)
MA	Town of Athol	1:19-op-45058	N.D. Ohio (Federal)
MA	Town of Auburn	1:18-op-45688	N.D. Ohio (Federal)
MA	Town of Ayer	1:19-op-45570	N.D. Ohio (Federal)
MA	Town of Barnstable	1:18-op-45862	N.D. Ohio (Federal)
MA	Town of Belchertown	1:18-op-45905	N.D. Ohio (Federal)
MA	Town of Billerica	1:18-op-45560	N.D. Ohio (Federal)
MA	Town of Braintree	1:19-op-45673	N.D. Ohio (Federal)
MA	Town of Brewster	1:18-op-45556	N.D. Ohio (Federal)
MA	Town of Bridgewater	1:18-op-45754	N.D. Ohio (Federal)
MA	Town of Brookline	1:19-op-45062	N.D. Ohio (Federal)
MA	Town of Canton	19-1615-BLS2	MDL - In re Opioid Litigation (MA - Superior Court, County of Suffolk) (State MDL)
MA	Town of Carver	1:18-op-45691	N.D. Ohio (Federal)
MA	Town of Charlton	1:18-op-45689	N.D. Ohio (Federal)
MA	Town of Chelmsford	1:18-op-45952	N.D. Ohio (Federal)
MA	Town of Clarksburg	1:18-op-45882	N.D. Ohio (Federal)
MA	Town of Clinton	1:19-op-46072	N.D. Ohio (Federal)
MA	Town of Danvers	1:18-op-45760	N.D. Ohio (Federal)
MA	Town of Dedham	1:19-op-45039	N.D. Ohio (Federal)
MA	Town of Dennis	1:19-op-45124	N.D. Ohio (Federal)
MA	Town of Douglas	1:18-op-45706	N.D. Ohio (Federal)
MA	Town of Dudley	1:18-op-45707	N.D. Ohio (Federal)
MA	Town of East Bridgewater	1:18-op-45721	N.D. Ohio (Federal)
MA	Town of Eastham	1:18-op-45864	N.D. Ohio (Federal)
MA	Town of Easton	1:19-op-45920	N.D. Ohio (Federal)
MA	Town of Fairhaven	1:19-op-45060	N.D. Ohio (Federal)
MA	Town of Falmouth	1:18-op-46095	N.D. Ohio (Federal)
MA	Town of Freetown	1:18-op-45705	N.D. Ohio (Federal)
MA	Town of Georgetown	1:18-op-45879	N.D. Ohio (Federal)

State	Subdivision/Special District	Case No.	Jurisdiction
MA	Town of Grafton	1:18-op-45753	N.D. Ohio (Federal)
MA	Town of Hanson	1:18-op-45704	N.D. Ohio (Federal)
MA	Town of Holliston	1:18-op-45874	N.D. Ohio (Federal)
MA	Town of Hopedale	1:18-op-45708	N.D. Ohio (Federal)
MA	Town of Hull	1:19-op-46172	N.D. Ohio (Federal)
MA	Town of Kingston	1:18-op-46090	N.D. Ohio (Federal)
MA	Town of Lakeville	1:18-op-45743	N.D. Ohio (Federal)
MA	Town of Leicester	1:18-op-45709	N.D. Ohio (Federal)
MA	Town of Leverett	1:18-op-45836	N.D. Ohio (Federal)
MA	Town of Longmeadow	1:18-op-46097	N.D. Ohio (Federal)
MA	Town of Ludlow	1:18-op-45906	N.D. Ohio (Federal)
MA	Town of Lunenburg	1:18-op-46156	N.D. Ohio (Federal)
MA	Town of Lynnfield	19-1330-BLS2	MDL - In re Opioid Litigation (MA - Superior Court, County of Suffolk) (State MDL)
MA	Town of Marblehead	1:18-op-45791	N.D. Ohio (Federal)
MA	Town of Marshfield	1:18-op-45752	N.D. Ohio (Federal)
MA	Town of Mashpee	1:18-op-45755	N.D. Ohio (Federal)
MA	Town of Mattapoisett	1:18-op-45890	N.D. Ohio (Federal)
MA	Town of Middleborough	1:18-op-46200	N.D. Ohio (Federal)
MA	Town of Milford	1:18-op-45783	N.D. Ohio (Federal)
MA	Town of Millbury	1:18-op-46123	N.D. Ohio (Federal)
MA	Town of Millis	1:20-op-45275	N.D. Ohio (Federal)
MA	Town of Nantucket	1:18-op-45703	N.D. Ohio (Federal)
MA	Town of Natick	19-2002-BLS2	MDL - In re Opioid Litigation (MA - Superior Court, County of Suffolk) (State MDL)
MA	Town of North Andover	1:18-op-46159	N.D. Ohio (Federal)
MA	Town of North Attleborough	1:18-op-45744	N.D. Ohio (Federal)
MA	Town of North Reading	1:18-op-45856	N.D. Ohio (Federal)
MA	Town of Northbridge	1:18-op-45711	N.D. Ohio (Federal)
MA	Town of Norton	1:18-op-45787	N.D. Ohio (Federal)
MA	Town of Norwell	1:18-op-45815	N.D. Ohio (Federal)
MA	Town of Norwood	1:19-op-45061	N.D. Ohio (Federal)
MA	Town of Orange	1:19-op-45070	N.D. Ohio (Federal)
MA	Town of Oxford	1:19-op-45568	N.D. Ohio (Federal)
MA	Town of Palmer	1:18-op-45812	N.D. Ohio (Federal)
MA	Town of Pembroke	1:18-op-45823	N.D. Ohio (Federal)
MA	Town of Plainville	1:18-op-45808	N.D. Ohio (Federal)
MA	Town of Plymouth	1:18-op-45675	N.D. Ohio (Federal)
MA	Town of Provincetown	1:19-op-45125	N.D. Ohio (Federal)
MA	Town of Randolph	19-2573-BLS2	MDL - In re Opioid Litigation (MA - Superior Court, County of Suffolk) (State MDL)
MA	Town of Rehoboth	1:19-op-45059	N.D. Ohio (Federal)
MA	Town of Rockland	1:18-op-45824	N.D. Ohio (Federal)
MA	Town of Salisbury	1:18-op-45595	N.D. Ohio (Federal)
MA	Town of Sandwich	1:18-op-45891	N.D. Ohio (Federal)
MA	Town of Scituate	1:19-op-45063	N.D. Ohio (Federal)
MA	Town of Seekonk	1:18-op-45881	N.D. Ohio (Federal)

State	Subdivision/Special District	Case No.	Jurisdiction
MA	Town of Sheffield	1:18-op-46001	N.D. Ohio (Federal)
MA	Town of Shirley	1:18-op-45880	N.D. Ohio (Federal)
MA	Town of Somerset	1:18-op-45769	N.D. Ohio (Federal)
MA	Town of South Hadley	1:18-op-46000	N.D. Ohio (Federal)
MA	Town of Southbridge	1:18-op-45686	N.D. Ohio (Federal)
MA	Town of Spencer	1:18-op-45809	N.D. Ohio (Federal)
MA	Town of Stoneham	1:18-op-46164	N.D. Ohio (Federal)
MA	Town of Stoughton	1:19-op-45023	N.D. Ohio (Federal)
MA	Town of Sturbridge	1:18-op-45990	N.D. Ohio (Federal)
MA	Town of Sudbury	1:18-op-45877	N.D. Ohio (Federal)
MA	Town of Sutton	1:18-op-45810	N.D. Ohio (Federal)
MA	Town of Swampscott	1:18-op-45911	N.D. Ohio (Federal)
MA	Town of Templeton	1:18-op-45784	N.D. Ohio (Federal)
MA	Town of Tewksbury	1:19-op-45077	N.D. Ohio (Federal)
MA	Town of Truro	1:18-op-45816	N.D. Ohio (Federal)
MA	Town of Tyngsborough	1:18-op-45770	N.D. Ohio (Federal)
MA	Town of Upton	1:18-op-46160	N.D. Ohio (Federal)
MA	Town of Wakefield	19-1499-BLS2	MDL - In re Opioid Litigation (MA - Superior Court, County of Suffolk) (State MDL)
MA	Town of Walpole	1:18-op-46093	N.D. Ohio (Federal)
MA	Town of Ware	1:18-op-45907	N.D. Ohio (Federal)
MA	Town of Warren	1:18-op-45811	N.D. Ohio (Federal)
MA	Town of Watertown	1:18-op-45674	N.D. Ohio (Federal)
MA	Town of Wellfleet	1:19-op-45556	N.D. Ohio (Federal)
MA	Town of West Boylston	1:18-op-45858	N.D. Ohio (Federal)
MA	Town of West Bridgewater	1:18-op-46102	N.D. Ohio (Federal)
MA	Town of West Springfield	1:18-op-45813	N.D. Ohio (Federal)
MA	Town of West Tisbury	1:18-op-45790	N.D. Ohio (Federal)
MA	Town of Westborough	1:18-op-45859	N.D. Ohio (Federal)
MA	Town of Westford	1:18-op-46007	N.D. Ohio (Federal)
MA	Town of Weymouth	1:19-op-45672	N.D. Ohio (Federal)
MA	Town of Williamsburg	1:18-op-45883	N.D. Ohio (Federal)
MA	Town of Wilmington	1:18-op-46158	N.D. Ohio (Federal)
MA	Town of Winchendon	1:18-op-45687	N.D. Ohio (Federal)
MA	Town of Winthrop	1:18-op-45814	N.D. Ohio (Federal)
MD	Baltimore City Board of School Commissioners	1:20-op-45281	N.D. Ohio (Federal)
MD	City of Aberdeen	1:19-op-45772	N.D. Ohio (Federal)
MD	City of Bel Air	1:19-op-45669	N.D. Ohio (Federal)
MD	City of Berlin	1:19-op-45676	N.D. Ohio (Federal)
MD	City of Bowie	1:18-op-45853	N.D. Ohio (Federal)
MD	City of Cambridge	1:19-op-45611	N.D. Ohio (Federal)
MD	City of Charlestown	1:19-op-45677	N.D. Ohio (Federal)
MD	City of Cumberland	1:18-op-45624	N.D. Ohio (Federal)
MD	City of Frederick	1:18-op-45853	N.D. Ohio (Federal)
MD	City of Frostburg	1:18-op-45617	N.D. Ohio (Federal)
MD	City of Grantsville	1:19-op-45668	N.D. Ohio (Federal)
MD	City of Hagerstown	1:18-op-45622	N.D. Ohio (Federal)

State	Subdivision/Special District	Case No.	Jurisdiction
MD	City of Havre De Grace	1:19-op-45678	N.D. Ohio (Federal)
MD	City of Laurel	1:19-op-45714	N.D. Ohio (Federal)
MD	City of Mountain Lake Park	1:19-op-45666	N.D. Ohio (Federal)
MD	City of North East	1:19-op-45670	N.D. Ohio (Federal)
MD	City of Oakland	1:19-op-45916	N.D. Ohio (Federal)
MD	City of Perryville	1:19-op-45679	N.D. Ohio (Federal)
MD	City of Seat Pleasant	1:19-op-45288	N.D. Ohio (Federal)
MD	City of Vienna	1:19-op-45680	N.D. Ohio (Federal)
MD	County of Allegany	1:18-op-45652	N.D. Ohio (Federal)
MD	County of Anne Arundel	C-02-CV-18-000021	MD - Circuit Court for Anne Arundel (State)
MD	County of Baltimore	1:18-op-45554	N.D. Ohio (Federal)
MD	County of Calvert (County Commissioners)	1:19-op-45609	N.D. Ohio (Federal)
MD	County of Caroline	1:18-op-45853	N.D. Ohio (Federal)
MD	County of Carroll (County Commissioners)	1:20-op-45052	N.D. Ohio (Federal)
MD	County of Cecil	1:18-op-45100	N.D. Ohio (Federal)
MD	County of Charles (County Commissioners)	1:19-op-45094	N.D. Ohio (Federal)
MD	County of Dorchester	1:19-op-45610	N.D. Ohio (Federal)
MD	County of Frederick	1:18-op-45853	N.D. Ohio (Federal)
MD	County of Garrett	1:18-op-45853	N.D. Ohio (Federal)
MD	County of Harford	1:18-op-45853	N.D. Ohio (Federal)
MD	County of Howard	1:19-op-46169	N.D. Ohio (Federal)
MD	County of Montgomery	1:18-op-45212	N.D. Ohio (Federal)
MD	County of Prince George's	1:18-op-45501	N.D. Ohio (Federal)
MD	County of Somerset	1:19-op-45911	N.D. Ohio (Federal)
MD	County of St. Mary's (County Commissioners)	1:18-op-46334	N.D. Ohio (Federal)
MD	County of Talbot	1:18-op-45853	N.D. Ohio (Federal)
MD	County of Washington (Board of County Commissioners)	1:18-op-46060	N.D. Ohio (Federal)
MD	County of Wicomico	1:19-op-45681	N.D. Ohio (Federal)
MD	Mayor and City Council of Baltimore	24C18000515	MD - Circuit Court for Baltimore City (State)
MD	Mayor and Common Council of Westminster	1:18-op-45853	N.D. Ohio (Federal)
MD	Mayor and Council of Rockville	1:18-op-45853	N.D. Ohio (Federal)
MD	Town of Cottage City	1:20-op-45235	N.D. Ohio (Federal)
MD	Town of Forest Heights	1:20-op-45235	N.D. Ohio (Federal)
MD	Town of North Brentwood	1:20-op-45235	N.D. Ohio (Federal)
MD	Town of Upper Marlboro	1:20-op-45235	N.D. Ohio (Federal)
ME	Board of Education of Bangor School Department	1:20-op-45281	N.D. Ohio (Federal)
ME	Board of Education of Cape Elizabeth School Department	1:20-op-45281	N.D. Ohio (Federal)
ME	Board of Education of Ellsworth School Department	1:20-op-45281	N.D. Ohio (Federal)
ME	Board of Education of Maine Regional School Unit 10	1:20-op-45281	N.D. Ohio (Federal)
ME	Board of Education of Maine Regional School Unit 13	1:20-op-45281	N.D. Ohio (Federal)
ME	Board of Education of Maine Regional School Unit 25	1:20-op-45281	N.D. Ohio (Federal)

State	Subdivision/Special District	Case No.	Jurisdiction
ME	Board of Education of Maine Regional School Unit 26	1:20-op-45281	N.D. Ohio (Federal)
ME	Board of Education of Maine Regional School Unit 29	1:20-op-45281	N.D. Ohio (Federal)
ME	Board of Education of Maine Regional School Unit 34	1:20-op-45281	N.D. Ohio (Federal)
ME	Board of Education of Maine Regional School Unit 40	1:20-op-45281	N.D. Ohio (Federal)
ME	Board of Education of Maine Regional School Unit 50	1:20-op-45281	N.D. Ohio (Federal)
ME	Board of Education of Maine Regional School Unit 57	1:20-op-45281	N.D. Ohio (Federal)
ME	Board of Education of Maine Regional School Unit 60	1:20-op-45281	N.D. Ohio (Federal)
ME	Board of Education of Maine Regional School Unit 71	1:20-op-45281	N.D. Ohio (Federal)
ME	Board of Education of Maine Regional School Unit 9	1:20-op-45281	N.D. Ohio (Federal)
ME	Board of Education of Maine School Administrative District 11	1:20-op-45281	N.D. Ohio (Federal)
ME	Board of Education of Maine School Administrative District 15	1:20-op-45281	N.D. Ohio (Federal)
ME	Board of Education of Maine School Administrative District 28 Five Town Central School District	1:20-op-45281	N.D. Ohio (Federal)
ME	Board of Education of Maine School Administrative District 35	1:20-op-45281	N.D. Ohio (Federal)
ME	Board of Education of Maine School Administrative District 44	1:20-op-45281	N.D. Ohio (Federal)
ME	Board of Education of Maine School Administrative District 53	1:20-op-45281	N.D. Ohio (Federal)
ME	Board of Education of Maine School Administrative District 55	1:20-op-45281	N.D. Ohio (Federal)
ME	Board of Education of Maine School Administrative District 6	1:20-op-45281	N.D. Ohio (Federal)
ME	Board of Education of Maine School Administrative District 61	1:20-op-45281	N.D. Ohio (Federal)
ME	Board of Education of Maine School Administrative District 72	1:20-op-45281	N.D. Ohio (Federal)
ME	Board of Education of Portland School Department	1:20-op-45281	N.D. Ohio (Federal)
ME	Board of Education of Scarborough School Department	1:20-op-45281	N.D. Ohio (Federal)
ME	Board of Education of South Portland School Department	1:20-op-45281	N.D. Ohio (Federal)
ME	Board of Education of St. George Municipal School District	1:20-op-45281	N.D. Ohio (Federal)
ME	Board of Education of Waterville School Department	1:20-op-45281	N.D. Ohio (Federal)
ME	City of Auburn	1:19-op-45188	N.D. Ohio (Federal)

State	Subdivision/Special District	Case No.	Jurisdiction
ME	City of Augusta	1:19-op-45182	N.D. Ohio (Federal)
ME	City of Bangor	1:18-op-46314	N.D. Ohio (Federal)
ME	City of Biddeford	1:19-op-45258	N.D. Ohio (Federal)
ME	City of Calais	1:20-op-45051	N.D. Ohio (Federal)
ME	City of Lewiston	1:18-op-46315	N.D. Ohio (Federal)
ME	City of Portland	1:18-op-46313	N.D. Ohio (Federal)
ME	City of Rockland	1:19-op-45823	N.D. Ohio (Federal)
ME	City of Saco	1:19-op-45310	N.D. Ohio (Federal)
ME	City of Sanford	1:19-op-45311	N.D. Ohio (Federal)
ME	City of Waterville	1:19-op-45193	N.D. Ohio (Federal)
ME	County of Androscoggin	1:19-op-45205	N.D. Ohio (Federal)
ME	County of Aroostook	1:19-op-45183	N.D. Ohio (Federal)
ME	County of Cumberland	1:19-op-45259	N.D. Ohio (Federal)
ME	County of Kennebec	1:19-op-45257	N.D. Ohio (Federal)
ME	County of Knox	1:19-op-45822	N.D. Ohio (Federal)
ME	County of Lincoln	1:19-op-45190	N.D. Ohio (Federal)
ME	County of Penobscot	1:19-op-45184	N.D. Ohio (Federal)
ME	County of Sagadahoc	1:19-op-45189	N.D. Ohio (Federal)
ME	County of Somerset	1:19-op-45186	N.D. Ohio (Federal)
ME	County of Waldo	1:19-op-45309	N.D. Ohio (Federal)
ME	County of Washington	1:19-op-45185	N.D. Ohio (Federal)
ME	County of York	1:19-op-45191	N.D. Ohio (Federal)
MI	Charter Township of Canton	1:18-op-46134	N.D. Ohio (Federal)
MI	Charter Township of Clinton	1:18-op-46135	N.D. Ohio (Federal)
MI	Charter Township of Harrison	1:19-op-45863	N.D. Ohio (Federal)
MI	Charter Township of Huron	1:18-op-46134	N.D. Ohio (Federal)
MI	Charter Township of Northville	1:18-op-46134	N.D. Ohio (Federal)
MI	Charter Township of Pittsfield	1:19-op-45566	N.D. Ohio (Federal)
MI	Charter Township of Van Buren	1:18-op-46134	N.D. Ohio (Federal)
MI	City of Detroit	1:18-op-45084	N.D. Ohio (Federal)
MI	City of East Lansing	1:18-op-45902	N.D. Ohio (Federal)
MI	City of Escanaba	1:18-op-45068	N.D. Ohio (Federal)
MI	City of Flint	1:19-op-45122	N.D. Ohio (Federal)
MI	City of Grand Rapids	1:18-op-45406	N.D. Ohio (Federal)
MI	City of Iron Mountain	1:18-op-45344	N.D. Ohio (Federal)
MI	City of Jackson	1:18-op-45904	N.D. Ohio (Federal)
MI	City of Lansing	1:18-op-45054	N.D. Ohio (Federal)
MI	City of Livonia	1:18-op-46134	N.D. Ohio (Federal)
MI	City of Pontiac	1:19-op-46183	N.D. Ohio (Federal)
MI	City of Romulus	1:18-op-46134	N.D. Ohio (Federal)
MI	City of Sault Sainte Marie	1:18-op-45928	N.D. Ohio (Federal)
MI	City of Sterling Heights	1:19-op-45864	N.D. Ohio (Federal)
MI	City of Traverse City	1:18-op-45901	N.D. Ohio (Federal)
MI	City of Warren	1:19-op-45865	N.D. Ohio (Federal)
MI	City of Wayne	1:18-op-46134	N.D. Ohio (Federal)
MI	City of Westland	1:18-op-45903	N.D. Ohio (Federal)
MI	County of Alcona	1:18-op-45340	N.D. Ohio (Federal)

State	Subdivision/Special District	Case No.	Jurisdiction
MI	County of Alger	1:18-op-45360	N.D. Ohio (Federal)
MI	County of Alpena	1:18-op-45871	N.D. Ohio (Federal)
MI	County of Antrim	1:18-op-45354	N.D. Ohio (Federal)
MI	County of Arenac	1:18-op-45341	N.D. Ohio (Federal)
MI	County of Baraga	1:18-op-45361	N.D. Ohio (Federal)
MI	County of Bay	1:19-op-45228	N.D. Ohio (Federal)
MI	County of Benzie	1:18-op-45356	N.D. Ohio (Federal)
MI	County of Berrien	1:18-op-45887	N.D. Ohio (Federal)
MI	County of Branch	1:18-op-46096	N.D. Ohio (Federal)
MI	County of Calhoun	1:19-op-45560	N.D. Ohio (Federal)
MI	County of Cass	1:18-op-45868	N.D. Ohio (Federal)
MI	County of Charlevoix	1:18-op-45897	N.D. Ohio (Federal)
MI	County of Cheboygan	1:19-op-45636	N.D. Ohio (Federal)
MI	County of Chippewa	1:18-op-45066	N.D. Ohio (Federal)
MI	County of Clinton	1:18-op-45889	N.D. Ohio (Federal)
MI	County of Crawford	1:18-op-45105	N.D. Ohio (Federal)
MI	County of Delta	1:18-op-45067	N.D. Ohio (Federal)
MI	County of Dickinson	1:18-op-45342	N.D. Ohio (Federal)
MI	County of Eaton	1:18-op-45971	N.D. Ohio (Federal)
MI	County of Genesee	1:18-op-45083	N.D. Ohio (Federal)
MI	County of Grand Traverse	1:18-op-45056	N.D. Ohio (Federal)
MI	County of Gratiot	1:18-op-45339	N.D. Ohio (Federal)
MI	County of Hillsdale	1:18-op-45355	N.D. Ohio (Federal)
MI	County of Houghton	1:18-op-45866	N.D. Ohio (Federal)
MI	County of Ingham	1:18-op-46178	N.D. Ohio (Federal)
MI	County of Ionia	1:19-op-45261	N.D. Ohio (Federal)
MI	County of Iosco	1:18-op-45343	N.D. Ohio (Federal)
MI	County of Iron	1:18-op-45888	N.D. Ohio (Federal)
MI	County of Isabella	1:18-op-45349	N.D. Ohio (Federal)
MI	County of Kalamazoo	1:19-op-45561	N.D. Ohio (Federal)
MI	County of Kent	1:19-op-45000	N.D. Ohio (Federal)
MI	County of Lake	1:18-op-45366	N.D. Ohio (Federal)
MI	County of Leelanau	1:18-op-45111	N.D. Ohio (Federal)
MI	County of Lenawee	1:18-op-45351	N.D. Ohio (Federal)
MI	County of Livingston	1:19-op-45262	N.D. Ohio (Federal)
MI	County of Luce	1:18-op-45362	N.D. Ohio (Federal)
MI	County of Macomb	1:18-op-45085	N.D. Ohio (Federal)
MI	County of Manistee	1:18-op-45113	N.D. Ohio (Federal)
MI	County of Marquette	1:18-op-45104	N.D. Ohio (Federal)
MI	County of Mason	1:18-op-45112	N.D. Ohio (Federal)
MI	County of Monroe	1:18-op-45158	N.D. Ohio (Federal)
MI	County of Montcalm	1:18-op-45865	N.D. Ohio (Federal)
MI	County of Montmorency	1:18-op-45347	N.D. Ohio (Federal)
MI	County of Muskegon	1:18-op-46199	N.D. Ohio (Federal)
MI	County of Newaygo	1:18-op-46187	N.D. Ohio (Federal)
MI	County of Oakland	1:17-op-45102	N.D. Ohio (Federal)
MI	County of Oceana	1:18-op-45359	N.D. Ohio (Federal)

State	Subdivision/Special District	Case No.	Jurisdiction
MI	County of Ogemaw	1:18-op-45348	N.D. Ohio (Federal)
MI	County of Ontonagon	1:18-op-45893	N.D. Ohio (Federal)
MI	County of Osceola	1:18-op-45357	N.D. Ohio (Federal)
MI	County of Otsego	1:18-op-45345	N.D. Ohio (Federal)
MI	County of Presque Isle	1:18-op-45894	N.D. Ohio (Federal)
MI	County of Roscommon	1:18-op-45102	N.D. Ohio (Federal)
MI	County of Saginaw	1:18-op-45082	N.D. Ohio (Federal)
MI	County of Sanilac	1:18-op-45352	N.D. Ohio (Federal)
MI	County of Shiawassee	1:18-op-45350	N.D. Ohio (Federal)
MI	County of St. Clair	1:18-op-45896	N.D. Ohio (Federal)
MI	County of Tuscola	1:18-op-45870	N.D. Ohio (Federal)
MI	County of Washtenaw	1:18-op-45886	N.D. Ohio (Federal)
MI	County of Wayne	1:17-op-45102	N.D. Ohio (Federal)
MI	County of Wexford	1:18-op-45364	N.D. Ohio (Federal)
MI	Detroit Wayne Mental Health Authority	1:18-op-46332	N.D. Ohio (Federal)
MN	Board of Education of Minnetonka School District No. 276	1:20-op-45281	N.D. Ohio (Federal)
MN	City of Coon Rapids	1:19-op-45835	N.D. Ohio (Federal)
MN	City of Duluth	1:19-op-45304	N.D. Ohio (Federal)
MN	City of Minneapolis	1:18-op-45850	N.D. Ohio (Federal)
MN	City of North St. Paul	1:19-op-46066	N.D. Ohio (Federal)
MN	City of Proctor	1:19-op-45748	N.D. Ohio (Federal)
MN	City of Rochester	1:19-op-45501	N.D. Ohio (Federal)
MN	City of Saint Paul	1:19-op-45424	N.D. Ohio (Federal)
MN	County of Anoka	1:18-op-45101	N.D. Ohio (Federal)
MN	County of Beltrami	1:19-op-45776	N.D. Ohio (Federal)
MN	County of Big Stone	1:20-op-45102	N.D. Ohio (Federal)
MN	County of Carlton	1:19-op-45608	N.D. Ohio (Federal)
MN	County of Carver	1:19-op-45798	N.D. Ohio (Federal)
MN	County of Dakota	1:18-op-46112	N.D. Ohio (Federal)
MN	County of Douglas	1:18-op-45428	N.D. Ohio (Federal)
MN	County of Freeborn	1:19-op-45737	N.D. Ohio (Federal)
MN	County of Hennepin	1:18-op-45232	N.D. Ohio (Federal)
MN	County of Itasca	1:18-op-45958	N.D. Ohio (Federal)
MN	County of McLeod	1:19-op-45332	N.D. Ohio (Federal)
MN	County of Meeker	1:19-op-45343	N.D. Ohio (Federal)
MN	County of Morrison	1:18-op-45429	N.D. Ohio (Federal)
MN	County of Mower	1:17-op-45072	N.D. Ohio (Federal)
MN	County of Olmsted	1:19-op-45547	N.D. Ohio (Federal)
MN	County of Pine	1:19-op-45738	N.D. Ohio (Federal)
MN	County of Ramsey	1:17-op-45073	N.D. Ohio (Federal)
MN	County of Roseau	1:19-op-45344	N.D. Ohio (Federal)
MN	County of Sibley	1:19-op-45333	N.D. Ohio (Federal)
MN	County of St. Louis	1:18-op-45430	N.D. Ohio (Federal)
MN	County of Steele	1:19-op-45800	N.D. Ohio (Federal)
MN	County of Waseca	1:19-op-45800	N.D. Ohio (Federal)
MN	County of Washington	1:17-op-45074	N.D. Ohio (Federal)

State	Subdivision/Special District	Case No.	Jurisdiction
MN	County of Winona	1:19-op-45271	N.D. Ohio (Federal)
MN	County of Wright	1:19-op-45661	N.D. Ohio (Federal)
MN	County of Yellow Medicine	1:19-op-45358	N.D. Ohio (Federal)
MN	Minnesota Prairie Health Alliance	1:19-op-45800	N.D. Ohio (Federal)
MO	Citizens Memorial Hospital District d/b/a Citizens Memorial Hospital	6:22-cv-03192	W.D. Missouri (Federal)
MO	City of Independence	1:19-op-45371	N.D. Ohio (Federal)
MO	City of Joplin	1:19-op-45371	N.D. Ohio (Federal)
MO	City of Kansas City	1:18-op-46029	N.D. Ohio (Federal)
MO	City of Sedalia	1:20-op-45152	N.D. Ohio (Federal)
MO	City of Springfield	1:18-op-45899	N.D. Ohio (Federal)
MO	City of St. Joseph	1:18-op-45798	N.D. Ohio (Federal)
MO	City of St. Louis	1:18-op-46267	N.D. Ohio (Federal)
MO	County of Adair	1:20-op-45297	N.D. Ohio (Federal)
MO	County of Andrew	1:20-op-45298	N.D. Ohio (Federal)
MO	County of Atchison	1:18-op-45797	N.D. Ohio (Federal)
MO	County of Audrain	1:18-op-46265	N.D. Ohio (Federal)
MO	County of Barry	1:21-op-45016	N.D. Ohio (Federal)
MO	County of Barton	1:20-op-45171	N.D. Ohio (Federal)
MO	County of Boone	1:19-op-45375	N.D. Ohio (Federal)
MO	County of Buchanan	1:18-op-45028	N.D. Ohio (Federal)
MO	County of Butler	1:19-op-45371	N.D. Ohio (Federal)
MO	County of Callaway	1:19-op-45378	N.D. Ohio (Federal)
MO	County of Camden	1:20-op-45068	N.D. Ohio (Federal)
MO	County of Cape Girardeau	1:19-op-45371	N.D. Ohio (Federal)
MO	County of Cass	1:18-op-45841	N.D. Ohio (Federal)
MO	County of Chariton	1:19-op-45790	N.D. Ohio (Federal)
MO	County of Christian	1:19-op-45371	N.D. Ohio (Federal)
MO	County of Clinton	1:20-op-45130	N.D. Ohio (Federal)
MO	County of Cole	1:18-op-46189	N.D. Ohio (Federal)
MO	County of Crawford	1:19-op-45371	N.D. Ohio (Federal)
MO	County of Dade	1:20-op-45224	N.D. Ohio (Federal)
MO	County of DeKalb	1:20-op-45299	N.D. Ohio (Federal)
MO	County of Dent	1:19-op-45371	N.D. Ohio (Federal)
MO	County of Douglas	1:19-op-45386	N.D. Ohio (Federal)
MO	County of Dunklin	1:19-op-45371	N.D. Ohio (Federal)
MO	County of Franklin	20AB-CC00006	MO - Circuit Court of Franklin County (State)
MO	County of Gasconade	1:18-op-46190	N.D. Ohio (Federal)
MO	County of Greene	1:19-op-45371	N.D. Ohio (Federal)
MO	County of Grundy	1:20-op-45300	N.D. Ohio (Federal)
MO	County of Henry	1:20-op-45135	N.D. Ohio (Federal)
MO	County of Hickory	1:20-op-45295	N.D. Ohio (Federal)
MO	County of Iron	1:19-op-45371	N.D. Ohio (Federal)
MO	County of Jackson	1:18-op-45965	N.D. Ohio (Federal)
MO	County of Jasper	1:19-op-45371	N.D. Ohio (Federal)
MO	County of Jefferson	20JE-CC00029	MO - Circuit Court of Jefferson County (State)
MO	County of Knox	1:19-op-45406	N.D. Ohio (Federal)

State	Subdivision/Special District	Case No.	Jurisdiction
MO	County of Lafayette	1:18-op-45840	N.D. Ohio (Federal)
MO	County of Lawrence	1:20-op-45134	N.D. Ohio (Federal)
MO	County of Lewis	1:18-op-46263	N.D. Ohio (Federal)
MO	County of Lincoln	1:20-op-45069	N.D. Ohio (Federal)
MO	County of Livingston	1:18-op-46168	N.D. Ohio (Federal)
MO	County of Madison	1:19-op-45371	N.D. Ohio (Federal)
MO	County of Maries	1:18-op-46194	N.D. Ohio (Federal)
MO	County of McDonald	1:20-op-45225	N.D. Ohio (Federal)
MO	County of Miller	1:19-op-45274	N.D. Ohio (Federal)
MO	County of Moniteau	1:18-op-46352	N.D. Ohio (Federal)
MO	County of Montgomery	1:18-op-46197	N.D. Ohio (Federal)
MO	County of New Madrid	1:20-op-45296	N.D. Ohio (Federal)
MO	County of Nodaway	1:18-op-45795	N.D. Ohio (Federal)
MO	County of Osage	1:18-op-46191	N.D. Ohio (Federal)
MO	County of Ozark	1:18-op-46198	N.D. Ohio (Federal)
MO	County of Pemiscot	1:19-op-45733	N.D. Ohio (Federal)
MO	County of Perry	1:19-op-45371	N.D. Ohio (Federal)
MO	County of Pettis	1:19-op-45416 / 1:20-op-45152	N.D. Ohio (Federal)
MO	County of Phelps	1:18-op-46195	N.D. Ohio (Federal)
MO	County of Pike	1:20-op-45131	N.D. Ohio (Federal)
MO	County of Polk	1:20-op-45082	N.D. Ohio (Federal)
MO	County of Pulaski	1:18-op-46192	N.D. Ohio (Federal)
MO	County of Ralls	1:20-op-45292	N.D. Ohio (Federal)
MO	County of Randolph	1:19-op-45409	N.D. Ohio (Federal)
MO	County of Ray	1:20-op-45132	N.D. Ohio (Federal)
MO	County of Reynolds	1:18-op-46193	N.D. Ohio (Federal)
MO	County of Ripley	1:18-op-46262	N.D. Ohio (Federal)
MO	County of Schuyler	1:19-op-45408	N.D. Ohio (Federal)
MO	County of Scott	1:19-op-46174	N.D. Ohio (Federal)
MO	County of Shannon	1:19-op-45401	N.D. Ohio (Federal)
MO	County of Shelby	1:18-op-46264	N.D. Ohio (Federal)
MO	County of St. Charles	1:18-op-46059	N.D. Ohio (Federal)
MO	County of St. Clair	1:21-op-45044	N.D. Ohio (Federal)
MO	County of St. Francois	1:19-op-45847	N.D. Ohio (Federal)
MO	County of St. Louis	1:17-op-45083	N.D. Ohio (Federal)
MO	County of Ste. Genevieve	1:19-op-45371	N.D. Ohio (Federal)
MO	County of Stone	1:19-op-45371	N.D. Ohio (Federal)
MO	County of Taney	1:19-op-45371	N.D. Ohio (Federal)
MO	County of Texas	1:19-op-45371	N.D. Ohio (Federal)
MO	County of Vernon	1:20-op-45133	N.D. Ohio (Federal)
MO	County of Warren	1:18-op-46196	N.D. Ohio (Federal)
MO	County of Washington	1:19-op-45371	N.D. Ohio (Federal)
MO	County of Webster	1:18-op-46350	N.D. Ohio (Federal)
MO	County of Worth	1:18-op-45777	N.D. Ohio (Federal)
MO	County of Wright	1:19-op-45383	N.D. Ohio (Federal)
MO	Kinloch Fire Protection District of St. Louis	1:19-op-45665	N.D. Ohio (Federal)

State	Subdivision/Special District	Case No.	Jurisdiction
	County		
MO	Northeast Ambulance and Fire Protection District of St. Louis County	1:19-op-45664	N.D. Ohio (Federal)
MS	Alliance Healthcare System	1:20-op-45127	N.D. Ohio (Federal)
MS	Anderson Regional Health System	1:20-op-45127	N.D. Ohio (Federal)
MS	City of Amory	1:19-op-45549	N.D. Ohio (Federal)
MS	City of Brookhaven	1:19-op-46143	N.D. Ohio (Federal)
MS	City of Charleston	1:18-op-45398	N.D. Ohio (Federal)
MS	City of Clarksdale	1:19-op-45620	N.D. Ohio (Federal)
MS	City of Cleveland	1:19-op-45879	N.D. Ohio (Federal)
MS	City of Columbia	1:19-op-45048	N.D. Ohio (Federal)
MS	City of Columbus	1:18-op-46286	N.D. Ohio (Federal)
MS	City of Diamondhead	1:19-op-45749	N.D. Ohio (Federal)
MS	City of Gautier	1:19-op-45871	N.D. Ohio (Federal)
MS	City of Greenwood	1:18-op-45950	N.D. Ohio (Federal)
MS	City of Grenada	1:19-op-45622	N.D. Ohio (Federal)
MS	City of Gulfport	1:19-op-45291	N.D. Ohio (Federal)
MS	City of Hattiesburg	1:18-op-45512	N.D. Ohio (Federal)
MS	City of Holly Springs	CV2020-141	MS - Circuit Court of Marshall County (State)
MS	City of Indianola	1:19-op-45624	N.D. Ohio (Federal)
MS	City of Iuka	1:18-op-46172	N.D. Ohio (Federal)
MS	City of Jackson	1:19-op-45806	N.D. Ohio (Federal)
MS	City of Jonestown	1:19-op-45623	N.D. Ohio (Federal)
MS	City of Kosciusko	1:19-op-45872	N.D. Ohio (Federal)
MS	City of Laurel	1:18-op-46161	N.D. Ohio (Federal)
MS	City of Long Beach	1:19-op-45517	N.D. Ohio (Federal)
MS	City of Lumberton	1:18-op-46236	N.D. Ohio (Federal)
MS	City of Meridian	1:18-op-45969	N.D. Ohio (Federal)
MS	City of Morton	1:19-op-45882	N.D. Ohio (Federal)
MS	City of Moss Point	1:19-op-45880	N.D. Ohio (Federal)
MS	City of Mound Bayou	1:19-op-45422	N.D. Ohio (Federal)
MS	City of Nettleton	1:19-op-45151	N.D. Ohio (Federal)
MS	City of New Albany	1:18-op-45949	N.D. Ohio (Federal)
MS	City of Ocean Springs	1:19-op-45878	N.D. Ohio (Federal)
MS	City of Pascagoula	1:19-op-45934	N.D. Ohio (Federal)
MS	City of Philadelphia	1:18-op-45279	N.D. Ohio (Federal)
MS	City of Quitman	1:19-op-45873	N.D. Ohio (Federal)
MS	City of Shannon	1:19-op-45149	N.D. Ohio (Federal)
MS	City of Starkville	1:19-op-45148	N.D. Ohio (Federal)
MS	City of Tupelo	1:19-op-45491	N.D. Ohio (Federal)
MS	City of Verona	1:19-op-45150	N.D. Ohio (Federal)
MS	City of Vicksburg	1:19-op-45881	N.D. Ohio (Federal)
MS	City of Waynesboro	1:21-op-45050	N.D. Ohio (Federal)
MS	City of Webb	1:21-op-45015	N.D. Ohio (Federal)
MS	City of Wiggins	1:19-op-45576	N.D. Ohio (Federal)

State	Subdivision/Special District	Case No.	Jurisdiction
MS	County of Adams	1:18-op-45831	N.D. Ohio (Federal)
MS	County of Amite	1:18-op-45097	N.D. Ohio (Federal)
MS	County of Attala	1:19-op-45869	N.D. Ohio (Federal)
MS	County of Benton	1:18-op-45119	N.D. Ohio (Federal)
MS	County of Bolivar	1:20-op-45214	N.D. Ohio (Federal)
MS	County of Carroll	1:19-op-45156	N.D. Ohio (Federal)
MS	County of Chickasaw	1:19-op-45158	N.D. Ohio (Federal)
MS	County of Claiborne	1:18-op-45035	N.D. Ohio (Federal)
MS	County of Clarke	1:18-op-45278	N.D. Ohio (Federal)
MS	County of Covington	1:19-op-45417	N.D. Ohio (Federal)
MS	County of Desoto	1:19-op-45551	N.D. Ohio (Federal)
MS	County of Forrest	1:18-op-45147	N.D. Ohio (Federal)
MS	County of Franklin	1:19-op-45577	N.D. Ohio (Federal)
MS	County of George	1:19-op-45157	N.D. Ohio (Federal)
MS	County of Greene	1:19-op-45965	N.D. Ohio (Federal)
MS	County of Grenada	1:18-op-46279	N.D. Ohio (Federal)
MS	County of Hancock	1:18-op-45762	N.D. Ohio (Federal)
MS	County of Harrison	1:19-op-45113	N.D. Ohio (Federal)
MS	County of Hinds	1:20-op-45190	N.D. Ohio (Federal)
MS	County of Holmes	1:18-op-45793	N.D. Ohio (Federal)
MS	County of Humphreys	1:18-op-45021	N.D. Ohio (Federal)
MS	County of Issaquena	1:18-op-45764	N.D. Ohio (Federal)
MS	County of Itawamba	1:18-op-45396	N.D. Ohio (Federal)
MS	County of Jackson	1:19-op-45876	N.D. Ohio (Federal)
MS	County of Jefferson	1:18-op-45839	N.D. Ohio (Federal)
MS	County of Jefferson Davis	1:18-op-45070	N.D. Ohio (Federal)
MS	County of Jones	1:19-op-45875	N.D. Ohio (Federal)
MS	County of Kemper	1:19-op-45870	N.D. Ohio (Federal)
MS	County of LaFayette	1:19-op-45341	N.D. Ohio (Federal)
MS	County of Lauderdale	1:19-op-46060	N.D. Ohio (Federal)
MS	County of Lawrence	1:18-op-45036	N.D. Ohio (Federal)
MS	County of Lee	1:19-op-45160	N.D. Ohio (Federal)
MS	County of Leflore	1:19-op-45552	N.D. Ohio (Federal)
MS	County of Lincoln	1:18-op-45722	N.D. Ohio (Federal)
MS	County of Madison	1:20-op-45106	N.D. Ohio (Federal)
MS	County of Marion	1:18-op-45075	N.D. Ohio (Federal)
MS	County of Marshall	1:18-op-45397	N.D. Ohio (Federal)
MS	County of Monroe	1:18-op-46173	N.D. Ohio (Federal)
MS	County of Neshoba	1:18-op-45843	N.D. Ohio (Federal)
MS	County of Panola	1:19-op-45154	N.D. Ohio (Federal)
MS	County of Pearl River	1:19-op-45548	N.D. Ohio (Federal)
MS	County of Perry	1:18-op-45778	N.D. Ohio (Federal)
MS	County of Prentiss	1:18-op-45723	N.D. Ohio (Federal)
MS	County of Scott	1:20-op-45238	N.D. Ohio (Federal)
MS	County of Stone	1:18-op-45775 / 1:20-op-45168	N.D. Ohio (Federal)
MS	County of Sunflower	1:18-op-45020	N.D. Ohio (Federal)

State	Subdivision/Special District	Case No.	Jurisdiction
MS	County of Tallahatchie	1:18-op-45399	N.D. Ohio (Federal)
MS	County of Tate	1:19-op-45153	N.D. Ohio (Federal)
MS	County of Tippah	1:18-op-45118	N.D. Ohio (Federal)
MS	County of Tishomingo	1:20-op-45039	N.D. Ohio (Federal)
MS	County of Tunica	1:20-op-45213	N.D. Ohio (Federal)
MS	County of Union	1:18-op-45120	N.D. Ohio (Federal)
MS	County of Walthall	1:18-op-45411	N.D. Ohio (Federal)
MS	County of Washington	1:18-op-45022	N.D. Ohio (Federal)
MS	County of Wayne	1:19-op-45877	N.D. Ohio (Federal)
MS	County of Yalobusha	1:19-op-45152	N.D. Ohio (Federal)
MS	Delta Regional Medical Center	1:20-op-45127	N.D. Ohio (Federal)
MS	Field Memorial Community Hospital d/b/a Field Health System	1:20-op-45127	N.D. Ohio (Federal)
MS	Greenwood Leflore Hospital	1:18-op-45551	N.D. Ohio (Federal)
MS	Magnolia Regional Health Center	1:20-op-45127	N.D. Ohio (Federal)
MS	Memorial Hospital at Gulfport	1:20-op-45127	N.D. Ohio (Federal)
MS	North Sunflower Medical Center	1:20-op-45127	N.D. Ohio (Federal)
MS	Pearl River County Hospital & Nursing Home	1:19-op-45659	N.D. Ohio (Federal)
MS	Sharkey-Issaquena Community Hospital	1:18-op-45765	N.D. Ohio (Federal)
MS	Singing River Health System	1:20-op-45127	N.D. Ohio (Federal)
MS	South Central Regional Medical Center	1:18-op-45763	N.D. Ohio (Federal)
MS	South Sunflower County Hospital	25C11:20-cv-00291	MS - Circuit Court of Hinds County (State)
MS	Southwest Mississippi Regional Medical Center	1:17-op-45175	N.D. Ohio (Federal)
MS	Town of Arcola	1:19-op-45419	N.D. Ohio (Federal)
MS	Town of Caledonia	1:19-op-45057	N.D. Ohio (Federal)
MS	Town of Centreville	1:19-op-45425	N.D. Ohio (Federal)
MS	Town of Leakesville	1:21-op-45008	N.D. Ohio (Federal)
MS	Town of McLain	1:21-op-45009	N.D. Ohio (Federal)
MS	Town of Shubuta	1:20-op-45283 / 1:21-op-45007	N.D. Ohio (Federal)
MS	Town of Summit	1:19-op-45418	N.D. Ohio (Federal)
MT	City of Great Falls	1:19-op-45083	N.D. Ohio (Federal)
MT	City of Missoula	1:19-op-45083	N.D. Ohio (Federal)
MT	County of Anaconda-Deer Lodge	1:19-op-45083	N.D. Ohio (Federal)
MT	County of Cascade	1:18-op-45033	N.D. Ohio (Federal)
MT	County of Lake	1:19-op-45083	N.D. Ohio (Federal)
MT	County of Missoula	1:19-op-45112	N.D. Ohio (Federal)
NC	City of Canton	1:19-op-45462	N.D. Ohio (Federal)
NC	City of Fayetteville	1:18-op-45726	N.D. Ohio (Federal)
NC	City of Greensboro	1:19-op-45289	N.D. Ohio (Federal)
NC	City of Henderson	1:18-op-45768	N.D. Ohio (Federal)
NC	City of Hickory	1:18-op-46307	N.D. Ohio (Federal)
NC	City of Jacksonville	1:18-op-45115	N.D. Ohio (Federal)
NC	City of Wilmington	1:18-op-45684	N.D. Ohio (Federal)
NC	City of Winston-Salem	1:18-op-45658	N.D. Ohio (Federal)
NC	County of Alamance	1:19-op-45615	N.D. Ohio (Federal)
NC	County of Alexander	1:18-op-46205	N.D. Ohio (Federal)
NC	County of Alleghany	1:18-op-46019	N.D. Ohio (Federal)

State	Subdivision/Special District	Case No.	Jurisdiction
NC	County of Anson	1:18-op-46364	N.D. Ohio (Federal)
NC	County of Ashe	1:18-op-46185	N.D. Ohio (Federal)
NC	County of Beaufort	1:18-op-45261	N.D. Ohio (Federal)
NC	County of Bertie	1:19-op-45759	N.D. Ohio (Federal)
NC	County of Bladen	1:19-op-45557	N.D. Ohio (Federal)
NC	County of Brunswick	1:18-op-45222	N.D. Ohio (Federal)
NC	County of Buncombe	1:17-op-45153	N.D. Ohio (Federal)
NC	County of Burke	1:18-op-45184	N.D. Ohio (Federal)
NC	County of Cabarrus	1:18-op-45747	N.D. Ohio (Federal)
NC	County of Caldwell	1:18-op-45263	N.D. Ohio (Federal)
NC	County of Camden	1:19-op-45001	N.D. Ohio (Federal)
NC	County of Carteret	1:18-op-45587	N.D. Ohio (Federal)
NC	County of Caswell	1:18-op-45875	N.D. Ohio (Federal)
NC	County of Catawba	1:18-op-45145	N.D. Ohio (Federal)
NC	County of Chatham	1:19-op-45462	N.D. Ohio (Federal)
NC	County of Cherokee	1:18-op-45979	N.D. Ohio (Federal)
NC	County of Chowan	1:18-op-46175	N.D. Ohio (Federal)
NC	County of Cleveland	1:18-op-45304	N.D. Ohio (Federal)
NC	County of Columbus	1:18-op-45847	N.D. Ohio (Federal)
NC	County of Craven	1:18-op-45660	N.D. Ohio (Federal)
NC	County of Cumberland	1:18-op-46031	N.D. Ohio (Federal)
NC	County of Currituck	1:18-op-46174	N.D. Ohio (Federal)
NC	County of Dare	1:18-op-45683	N.D. Ohio (Federal)
NC	County of Davidson	1:18-op-46330	N.D. Ohio (Federal)
NC	County of Davie	1:18-op-46207	N.D. Ohio (Federal)
NC	County of Duplin	1:19-op-45040	N.D. Ohio (Federal)
NC	County of Durham	1:19-op-45346	N.D. Ohio (Federal)
NC	County of Forsyth	1:18-op-45605	N.D. Ohio (Federal)
NC	County of Franklin	1:18-op-46216	N.D. Ohio (Federal)
NC	County of Gaston	1:18-op-45166	N.D. Ohio (Federal)
NC	County of Granville	1:19-op-45342	N.D. Ohio (Federal)
NC	County of Greene	1:18-op-45584	N.D. Ohio (Federal)
NC	County of Guilford	1:19-op-45340	N.D. Ohio (Federal)
NC	County of Halifax	1:18-op-45376	N.D. Ohio (Federal)
NC	County of Haywood	1:19-op-45014	N.D. Ohio (Federal)
NC	County of Iredell	1:18-op-45774	N.D. Ohio (Federal)
NC	County of Jones	1:19-op-45142	N.D. Ohio (Federal)
NC	County of Lee	1:19-op-45290	N.D. Ohio (Federal)
NC	County of Lenoir	1:18-op-45991	N.D. Ohio (Federal)
NC	County of Lincoln	1:18-op-45719	N.D. Ohio (Federal)
NC	County of Madison	1:18-op-46067	N.D. Ohio (Federal)
NC	County of Martin	1:18-op-45522	N.D. Ohio (Federal)
NC	County of McDowell	1:18-op-45524	N.D. Ohio (Federal)
NC	County of Mecklenburg	1:18-op-45221	N.D. Ohio (Federal)
NC	County of Mitchell	1:19-op-45550	N.D. Ohio (Federal)
NC	County of Moore	1:18-op-46028	N.D. Ohio (Federal)
NC	County of New Hanover	1:18-op-45006	N.D. Ohio (Federal)

State	Subdivision/Special District	Case No.	Jurisdiction
NC	County of Onslow	1:18-op-45114	N.D. Ohio (Federal)
NC	County of Orange	1:18-op-45308	N.D. Ohio (Federal)
NC	County of Pamlico	1:19-op-45049	N.D. Ohio (Federal)
NC	County of Pasquotank	1:18-op-45986	N.D. Ohio (Federal)
NC	County of Person	1:18-op-45276	N.D. Ohio (Federal)
NC	County of Pitt	1:18-op-45208	N.D. Ohio (Federal)
NC	County of Polk	1:18-op-45900	N.D. Ohio (Federal)
NC	County of Randolph	1:18-op-45275	N.D. Ohio (Federal)
NC	County of Richmond	1:18-op-45586	N.D. Ohio (Federal)
NC	County of Robeson	1:18-op-46141	N.D. Ohio (Federal)
NC	County of Rockingham	1:18-op-45015	N.D. Ohio (Federal)
NC	County of Rowan	1:18-op-45799	N.D. Ohio (Federal)
NC	County of Rutherford	1:18-op-45243	N.D. Ohio (Federal)
NC	County of Sampson	1:19-op-45583	N.D. Ohio (Federal)
NC	County of Scotland	1:19-op-45336	N.D. Ohio (Federal)
NC	County of Stokes	1:18-op-45185	N.D. Ohio (Federal)
NC	County of Surry	1:18-op-45086	N.D. Ohio (Federal)
NC	County of Tyrrell	1:18-op-45725	N.D. Ohio (Federal)
NC	County of Vance	1:18-op-45759	N.D. Ohio (Federal)
NC	County of Warren	1:18-op-45536	N.D. Ohio (Federal)
NC	County of Washington	1:19-op-45002	N.D. Ohio (Federal)
NC	County of Watauga	1:18-op-45525	N.D. Ohio (Federal)
NC	County of Wayne	1:18-op-45585	N.D. Ohio (Federal)
NC	County of Wilkes	1:18-op-45239	N.D. Ohio (Federal)
NC	County of Yadkin	1:18-op-45014	N.D. Ohio (Federal)
NC	County of Yancey	1:18-op-46071	N.D. Ohio (Federal)
ND	City of Bismarck	1:19-op-45629	N.D. Ohio (Federal)
ND	City of Devils Lake	1:19-op-45637	N.D. Ohio (Federal)
ND	City of Fargo	1:19-op-45675	N.D. Ohio (Federal)
ND	City of Grand Forks	1:19-op-45276	N.D. Ohio (Federal)
ND	City of Lisbon	1:19-op-45761	N.D. Ohio (Federal)
ND	County of Barnes	1:19-op-45640	N.D. Ohio (Federal)
ND	County of Benson	1:19-op-45643	N.D. Ohio (Federal)
ND	County of Burleigh	1:19-op-45630	N.D. Ohio (Federal)
ND	County of Cass	1:19-op-45276	N.D. Ohio (Federal)
ND	County of Dickey	1:19-op-45919	N.D. Ohio (Federal)
ND	County of Dunn	1:19-op-45631	N.D. Ohio (Federal)
ND	County of Eddy	1:19-op-45917	N.D. Ohio (Federal)
ND	County of Foster	1:19-op-45918	N.D. Ohio (Federal)
ND	County of Grand Forks	1:19-op-45647	N.D. Ohio (Federal)
ND	County of LaMoure	1:19-op-45760	N.D. Ohio (Federal)
ND	County of McKenzie	1:19-op-46134	N.D. Ohio (Federal)
ND	County of McLean	1:19-op-45632	N.D. Ohio (Federal)
ND	County of Mercer	1:19-op-45635	N.D. Ohio (Federal)
ND	County of Mountrail	1:19-op-45634	N.D. Ohio (Federal)
ND	County of Pembina	1:19-op-45674	N.D. Ohio (Federal)
ND	County of Pierce	1:19-op-45683	N.D. Ohio (Federal)

State	Subdivision/Special District	Case No.	Jurisdiction
ND	County of Ramsey	1:19-op-45641	N.D. Ohio (Federal)
ND	County of Ransom	1:19-op-45645	N.D. Ohio (Federal)
ND	County of Richland	1:19-op-45644	N.D. Ohio (Federal)
ND	County of Rolette	1:19-op-45646	N.D. Ohio (Federal)
ND	County of Sargent	1:19-op-45642	N.D. Ohio (Federal)
ND	County of Stark	1:19-op-45763	N.D. Ohio (Federal)
ND	County of Towner	1:19-op-45639	N.D. Ohio (Federal)
ND	County of Walsh	1:19-op-45638	N.D. Ohio (Federal)
ND	County of Ward	1:19-op-45762	N.D. Ohio (Federal)
ND	County of Wells	1:19-op-45682	N.D. Ohio (Federal)
ND	County of Williams	1:19-op-45633	N.D. Ohio (Federal)
NE	City of South Sioux City	1:19-op-45553	N.D. Ohio (Federal)
NE	County of Douglas	1:19-op-45068	N.D. Ohio (Federal)
NE	County of Keith	1:19-op-45263	N.D. Ohio (Federal)
NE	County of Knox	1:18-op-45555	N.D. Ohio (Federal)
NE	County of Lincoln	1:19-op-45099	N.D. Ohio (Federal)
NE	County of Sarpy	1:18-op-46038	N.D. Ohio (Federal)
NH	Board of Education of Goshen School District	1:20-op-45281	N.D. Ohio (Federal)
NH	Board of Education of Kearsarge Regional School Unit - School Administrative Unit 65	1:20-op-45281	N.D. Ohio (Federal)
NH	Board of Education of Lebanon School District	1:20-op-45281	N.D. Ohio (Federal)
NH	Board of Education of Pittsfield School District	1:20-op-45281	N.D. Ohio (Federal)
NH	Board of Education of Tamworth School District	1:20-op-45281	N.D. Ohio (Federal)
NH	City of Belmont	1:19-op-45707	N.D. Ohio (Federal)
NH	City of Berlin	1:18-op-46040	N.D. Ohio (Federal)
NH	City of Claremont	1:19-op-45690	N.D. Ohio (Federal)
NH	City of Concord	1:18-op-45573	N.D. Ohio (Federal)
NH	City of Dover	1:18-op-45573	N.D. Ohio (Federal)
NH	City of Franklin	1:18-op-45728	N.D. Ohio (Federal)
NH	City of Keene	1:18-op-45511	N.D. Ohio (Federal)
NH	City of Laconia	1:18-op-45583	N.D. Ohio (Federal)
NH	City of Manchester	1:17-op-45163	N.D. Ohio (Federal)
NH	City of Nashua	1:18-op-45062	N.D. Ohio (Federal)
NH	City of Rochester	1:18-op-46106	N.D. Ohio (Federal)
NH	County of Belknap	1:19-op-45705	N.D. Ohio (Federal)
NH	County of Carroll	1:19-op-46137	N.D. Ohio (Federal)
NH	County of Cheshire	1:19-op-45706	N.D. Ohio (Federal)
NH	County of Coos	1:19-op-46136	N.D. Ohio (Federal)
NH	County of Grafton	1:19-op-45691	N.D. Ohio (Federal)
NH	County of Hillsborough	1:18-op-46353	N.D. Ohio (Federal)
NH	County of Merrimack	1:18-op-46106	N.D. Ohio (Federal)
NH	County of Rockingham	1:19-op-45703	N.D. Ohio (Federal)
NH	County of Strafford	1:19-op-45689	N.D. Ohio (Federal)
NH	County of Sullivan	1:19-op-45704	N.D. Ohio (Federal)
NH	Town of Derry	1:18-op-45582	N.D. Ohio (Federal)
NH	Town of Londonderry	1:18-op-45727	N.D. Ohio (Federal)

State	Subdivision/Special District	Case No.	Jurisdiction
NJ	Borough of Paramus	1:19-op-46046	N.D. Ohio (Federal)
NJ	Borough of Ridgefield	1:18-op-46117	N.D. Ohio (Federal)
NJ	City of Bayonne	1:19-op-46044	N.D. Ohio (Federal)
NJ	City of Clifton	1:19-op-46076	N.D. Ohio (Federal)
NJ	City of Elizabeth	1:19-op-46045	N.D. Ohio (Federal)
NJ	City of Newark	1:18-op-45761	N.D. Ohio (Federal)
NJ	City of Paterson	1:18-op-45371	N.D. Ohio (Federal)
NJ	City of Trenton	1:19-op-46158	N.D. Ohio (Federal)
NJ	City of Vineland	CUM-L-000422-22	NJ - Superior Court of Cumberland County (State)
NJ	County of Atlantic	1:19-op-46071	N.D. Ohio (Federal)
NJ	County of Burlington	1:19-op-45928	N.D. Ohio (Federal)
NJ	County of Cumberland	1:19-op-46016	N.D. Ohio (Federal)
NJ	County of Hudson	1:18-op-45937	N.D. Ohio (Federal)
NJ	County of Monmouth	1:18-op-46118	N.D. Ohio (Federal)
NJ	County of Ocean	1:19-op-46157	N.D. Ohio (Federal)
NJ	County of Union	1:19-op-45374	N.D. Ohio (Federal)
NJ	Town of Clinton	1:19-op-46085	N.D. Ohio (Federal)
NJ	Township of Barnegat	1:19-op-45925	N.D. Ohio (Federal)
NJ	Township of Bloomfield	1:18-op-45053	N.D. Ohio (Federal)
NJ	Township of Brick	1:19-op-45924	N.D. Ohio (Federal)
NJ	Township of Irvington	1:17-op-45156	N.D. Ohio (Federal)
NJ	Township of Saddle Brook	1:19-op-45431	N.D. Ohio (Federal)
NM	City of Alamogordo	1:19-op-46067	N.D. Ohio (Federal)
NM	City of Espanola	1:19-op-46142	N.D. Ohio (Federal)
NM	City of Hobbs	1:19-op-46068	N.D. Ohio (Federal)
NM	City of Las Cruces	1:21-op-45059	N.D. Ohio (Federal)
NM	City of Santa Fe	D-101-CV-2019-01809	NM - County of Santa Fe, 1st Judicial District (State)
NM	County of Bernalillo (Board of County Commissioners)	1:19-op-45301	N.D. Ohio (Federal)
NM	County of Catron (Board of County Commissioners)	1:19-op-45320	N.D. Ohio (Federal)
NM	County of Cibola (Board of County Commissioners)	1:19-op-45321	N.D. Ohio (Federal)
NM	County of Colfax (Board of County Commissioners)	1:21-op-45055	N.D. Ohio (Federal)
NM	County of Curry (Board of County Commissioners)	1:19-op-45347	N.D. Ohio (Federal)
NM	County of Dona Ana (Board of County Commissioners)	1:18-op-46206	N.D. Ohio (Federal)
NM	County of Eddy	1:22-op-45015	N.D. Ohio (Federal)
NM	County of Grant	1:19-op-45108	N.D. Ohio (Federal)
NM	County of Hidalgo (Board of County Commissioners)	1:19-op-46069	N.D. Ohio (Federal)
NM	County of Lea (Board of County Commissioners)	1:19-op-45266	N.D. Ohio (Federal)
NM	County of Lincoln (Board of County	1:19-op-45513	N.D. Ohio (Federal)

State	Subdivision/Special District	Case No.	Jurisdiction
	Commissioners)		
NM	County of Luna (Board of County Commissioners)	1:21-op-45056	N.D. Ohio (Federal)
NM	County of McKinley (Board of County Commissioners)	1:19-op-45033	N.D. Ohio (Federal)
NM	County of Mora	1:17-op-45080	N.D. Ohio (Federal)
NM	County of Otero (Board of County Commissioners)	1:19-op-45216	N.D. Ohio (Federal)
NM	County of Rio Arriba	1:19-op-45054	N.D. Ohio (Federal)
NM	County of Roosevelt	1:18-op-46343	N.D. Ohio (Federal)
NM	County of San Juan	1:18-op-45829	N.D. Ohio (Federal)
NM	County of San Miguel (Board of County Commissioners)	1:19-op-45354	N.D. Ohio (Federal)
NM	County of Sandoval	1:19-op-45421	N.D. Ohio (Federal)
NM	County of Santa Fe (Board of County Commissioners)	1:18-op-45776	N.D. Ohio (Federal)
NM	County of Sierra (Board of County Commissioners)	1:19-op-45322	N.D. Ohio (Federal)
NM	County of Socorro (Board of County Commissioners)	1:19-op-45323	N.D. Ohio (Federal)
NM	County of Taos (Board of County Commissioners)	1:19-op-45051	N.D. Ohio (Federal)
NM	County of Torrance (Board of County Commissioners)	1:22-op-45004	N.D. Ohio (Federal)
NM	County of Union (Board of County Commissioners)	1:21-op-45057	N.D. Ohio (Federal)
NM	County of Valencia (Board of County Commissioners)	1:19-op-45324	N.D. Ohio (Federal)
NV	Central Lyon County Fire Protection District	20-CV-00795	NV - 3rd Judicial District Court, Lyon County (State)
NV	City of Boulder	1:19-op-45648	N.D. Ohio (Federal)
NV	City of Carson	20 TRT 000471B	NV - 1st Judicial District Court, Carson City County (State)
NV	City of Ely	CV2007077	NV - 7th Judicial District Court, White Pine County (State)
NV	City of Fernley	20-CV-00796	NV - 3rd Judicial District Court, Lyon County (State)
NV	City of Henderson	A-19-800695-B	NV - 8th Judicial District Court, Clark County (State)
NV	City of Las Vegas	A-19-800697-B	NV - 8th Judicial District Court, Clark County (State)
NV	City of Mesquite	1:19-op-45649	N.D. Ohio (Federal)
NV	City of North Las Vegas	A-19-800699-B	NV - 8th Judicial District Court, Clark County (State)
NV	City of Reno	85412	NV - Supreme Court (State)
NV	City of Sparks	CV20-01152	NV - 2nd Judicial District Court, Washoe County (State)
NV	City of West Wendover	DC-CV-20-70	NV - 4th Judicial District Court, Elko County (State)

State	Subdivision/Special District	Case No.	Jurisdiction
NV	County of Churchill	20-100C-0805	NV - 10th Judicial District Court, Churchill County (State)
NV	County of Clark	1:19-op-46168	N.D. Ohio (Federal)
NV	County of Douglas	2020 CV 00139	NV - 9th Judicial District Court, Douglas County (State)
NV	County of Esmeralda	CV20-5117	NV - 5th Judicial District Court, Esmeralda County (State)
NV	County of Humboldt	CV2022306	NV - 6th Judicial District Court, Humboldt County (State)
NV	County of Lincoln	CV0702620	NV - 7th Judicial District Court, Lincoln County (State)
NV	County of Lyon	20-CV-00795	NV - 3rd Judicial District Court, Lyon County (State)
NV	County of Mineral	21CV-TT12-2020-0104	NV - 11th Judicial District Court, Mineral County (State)
NV	County of Nye	1:18-op-46238	N.D. Ohio (Federal)
NV	County of Washoe	CV20-01142	NV - 2nd Judicial District Court, Washoe County (State)
NV	County of White Pine	CV2007076	NV - 7th Judicial District Court, White Pine County (State)
NV	North Lyon County Fire Protection District	20-CV-00795	NV - 3rd Judicial District Court, Lyon County (State)
OH	Board of Education of Boardman Local Schools	1:22-op-45023	N.D. Ohio (Federal)
OH	Board of Education of Liberty Local Schools	1:22-op-45023	N.D. Ohio (Federal)
OH	City of Ashland	1:18-op-46203	N.D. Ohio (Federal)
OH	City of Aurora (Law Director Dean E. DePiero)	1:18-op-45993	N.D. Ohio (Federal)
OH	City of Barberton	1:18-op-45767	N.D. Ohio (Federal)
OH	City of Broadview Heights	1:18-op-45330	N.D. Ohio (Federal)
OH	City of Brunswick	1:18-op-45199	N.D. Ohio (Federal)
OH	City of Cincinnati	1:17-op-45041	N.D. Ohio (Federal)
OH	City of Cleveland	1:18-op-45132	N.D. Ohio (Federal)
OH	City of Columbus	1:18-op-45048	N.D. Ohio (Federal)
OH	City of Cuyahoga Falls	1:18-op-45767	N.D. Ohio (Federal)
OH	City of Dayton	1:17-op-45032	N.D. Ohio (Federal)
OH	City of East Cleveland	1:18-op-45448	N.D. Ohio (Federal)
OH	City of Elyria	1:18-op-45080	N.D. Ohio (Federal)
OH	City of Euclid	1:18-op-46013	N.D. Ohio (Federal)
OH	City of Fairfield	1:19-op-45742	N.D. Ohio (Federal)
OH	City of Fairlawn	1:18-op-45767	N.D. Ohio (Federal)
OH	City of Findlay	1:18-op-46339	N.D. Ohio (Federal)
OH	City of Fostoria	1:18-op-45433	N.D. Ohio (Federal)
OH	City of Garfield Heights	1:18-op-45999	N.D. Ohio (Federal)
OH	City of Green	1:18-op-45767	N.D. Ohio (Federal)
OH	City of Hamilton	1:18-op-46024	N.D. Ohio (Federal)
OH	City of Huron	1:18-op-45431	N.D. Ohio (Federal)
OH	City of Ironton	1:18-op-46025	N.D. Ohio (Federal)
OH	City of Kent (Law Director Hope L. Jones)	1:18-op-45993	N.D. Ohio (Federal)
OH	City of Lakewood	1:18-op-45240	N.D. Ohio (Federal)

State	Subdivision/Special District	Case No.	Jurisdiction
OH	City of Lebanon	1:18-op-45163	N.D. Ohio (Federal)
OH	City of Lima	1:18-op-45333	N.D. Ohio (Federal)
OH	City of Lorain	1:17-op-45000	N.D. Ohio (Federal)
OH	City of Lyndhurst	1:18-op-45636	N.D. Ohio (Federal)
OH	City of Macedonia	1:18-op-45447	N.D. Ohio (Federal)
OH	City of Mansfield	1:18-op-45380	N.D. Ohio (Federal)
OH	City of Marietta	1:19-op-45230	N.D. Ohio (Federal)
OH	City of Mayfield Heights	1:18-op-45635	N.D. Ohio (Federal)
OH	City of Middletown	1:19-op-46133	N.D. Ohio (Federal)
OH	City of Munroe Falls	1:18-op-45767	N.D. Ohio (Federal)
OH	City of New Franklin	1:18-op-45767	N.D. Ohio (Federal)
OH	City of North Olmsted	1:18-op-46012	N.D. Ohio (Federal)
OH	City of North Ridgeville	1:18-op-46015	N.D. Ohio (Federal)
OH	City of North Royalton	1:18-op-45427	N.D. Ohio (Federal)
OH	City of Norton	1:18-op-45767	N.D. Ohio (Federal)
OH	City of Norwalk	1:18-op-46351	N.D. Ohio (Federal)
OH	City of Olmsted Falls	1:18-op-46014	N.D. Ohio (Federal)
OH	City of Parma	1:17-op-45001	N.D. Ohio (Federal)
OH	City of Parma Heights	1:18-op-45773	N.D. Ohio (Federal)
OH	City of Portsmouth	1:17-op-45042	N.D. Ohio (Federal)
OH	City of Ravenna (Law Director Frank J. Cimino)	1:18-op-45993	N.D. Ohio (Federal)
OH	City of Sandusky	1:18-op-45788	N.D. Ohio (Federal)
OH	City of Seven Hills	1:19-op-45413	N.D. Ohio (Federal)
OH	City of St. Marys	1:18-op-45638	N.D. Ohio (Federal)
OH	City of Stow	1:18-op-45767	N.D. Ohio (Federal)
OH	City of Strongsville	1:18-op-46111	N.D. Ohio (Federal)
OH	City of Tallmadge	1:18-op-45767	N.D. Ohio (Federal)
OH	City of Toledo	1:17-op-45005	N.D. Ohio (Federal)
OH	City of Van Wert	1:18-op-46345	N.D. Ohio (Federal)
OH	City of Warren	1:18-op-45434	N.D. Ohio (Federal)
OH	City of Warrensville Heights	1:18-op-46299	N.D. Ohio (Federal)
OH	City of Wickliffe	1:18-op-45637	N.D. Ohio (Federal)
OH	City of Youngstown	1:19-op-45722	N.D. Ohio (Federal)
OH	County of Adams (Board of County Commissioners)	1:18-op-45042	N.D. Ohio (Federal)
OH	County of Allen (Board of County Commissioners)	1:18-op-45401	N.D. Ohio (Federal)
OH	County of Ashland (Board of County Commissioners)	1:18-op-45012	N.D. Ohio (Federal)
OH	County of Ashtabula	1:18-op-45050	N.D. Ohio (Federal)
OH	County of Athens (Board of County Commissioners)	1:18-op-45326	N.D. Ohio (Federal)
OH	County of Auglaize (Board of County Commissioners)	1:18-op-45570	N.D. Ohio (Federal)
OH	County of Belmont (Board of County Commissioners)	1:17-op-45034	N.D. Ohio (Federal)
OH	County of Brown (Board of County Commissioners)	1:17-op-45035	N.D. Ohio (Federal)

State	Subdivision/Special District	Case No.	Jurisdiction
OH	County of Butler (Board of County Commissioners)	1:18-op-45037	N.D. Ohio (Federal)
OH	County of Carroll (Board of County Commissioners)	1:18-op-46079	N.D. Ohio (Federal)
OH	County of Champaign (Board of County Commissioners)	1:18-op-45065	N.D. Ohio (Federal)
OH	County of Clermont (Board of County Commissioners)	1:17-op-45033	N.D. Ohio (Federal)
OH	County of Clinton (Board of County Commissioners)	1:18-op-45060	N.D. Ohio (Federal)
OH	County of Columbiana (Board of County Commissioners)	1:18-op-45289	N.D. Ohio (Federal)
OH	County of Coshocton (Board of County Commissioners)	1:18-op-45027	N.D. Ohio (Federal)
OH	County of Crawford (Board of County Commissioners)	1:18-op-45288	N.D. Ohio (Federal)
OH	County of Darke (Board of County Commissioners)	1:18-op-45046	N.D. Ohio (Federal)
OH	County of Delaware (Board of County Commissioners)	1:18-op-45266	N.D. Ohio (Federal)
OH	County of Erie (Board of County Commissioners)	1:18-op-45291	N.D. Ohio (Federal)
OH	County of Fairfield (Board of County Commissioners)	1:18-op-45038	N.D. Ohio (Federal)
OH	County of Franklin (Board of County Commissioners)	1:18-op-45162	N.D. Ohio (Federal)
OH	County of Fulton (Board of County Commissioners)	1:19-op-45440	N.D. Ohio (Federal)
OH	County of Gallia (Board of County Commissioners)	1:17-op-45043	N.D. Ohio (Federal)
OH	County of Geauga (Board of County Commissioners)	1:18-op-45256	N.D. Ohio (Federal)
OH	County of Guernsey (Board of County Commissioners)	1:18-op-45044	N.D. Ohio (Federal)
OH	County of Hamilton (Board of County Commissioners)	1:18-op-45272	N.D. Ohio (Federal)
OH	County of Hancock (Board of County Commissioners)	1:18-op-45572	N.D. Ohio (Federal)
OH	County of Harrison (Board of County Commissioners)	1:18-op-45547	N.D. Ohio (Federal)
OH	County of Hocking (Board of County Commissioners)	1:17-op-45044	N.D. Ohio (Federal)
OH	County of Huron (Board of County Commissioners)	1:18-op-45292	N.D. Ohio (Federal)
OH	County of Jackson (Board of County Commissioners)	1:17-op-45037	N.D. Ohio (Federal)
OH	County of Jefferson	1:18-op-45365	N.D. Ohio (Federal)
OH	County of Knox (Board of County Commissioners)	1:18-op-45665	N.D. Ohio (Federal)
OH	County of Lake	1:18-op-45032	N.D. Ohio (Federal)

State	Subdivision/Special District	Case No.	Jurisdiction
OH	County of Lawrence (Board of County Commissioners)	1:17-op-45045	N.D. Ohio (Federal)
OH	County of Licking (Board of County Commissioners)	1:18-op-45041	N.D. Ohio (Federal)
OH	County of Logan (Board of County Commissioners)	1:18-op-45047	N.D. Ohio (Federal)
OH	County of Lorain	1:18-op-45078	N.D. Ohio (Federal)
OH	County of Lucas (Board of County Commissioners)	1:18-op-46177	N.D. Ohio (Federal)
OH	County of Marion (Board of County Commissioners)	1:18-op-45529	N.D. Ohio (Federal)
OH	County of Medina (Prosecuting Attorney S. Forrest Thompson)	1:19-op-45839	N.D. Ohio (Federal)
OH	County of Meigs	1:19-op-45229	N.D. Ohio (Federal)
OH	County of Mercer (Board of County Commissioners)	1:18-op-46094	N.D. Ohio (Federal)
OH	County of Miami (Board of County Commissioners)	1:19-op-45335	N.D. Ohio (Federal)
OH	County of Monroe (Board of County Commissioners)	1:18-op-45597	N.D. Ohio (Federal)
OH	County of Montgomery (Board of County Commissioners and Prosecuting Attorney Mathias H. Heck, Jr.)	1:18-op-46080	N.D. Ohio (Federal)
OH	County of Morrow (Board of County Commissioners)	1:18-op-45059	N.D. Ohio (Federal)
OH	County of Muskingum (Board of County Commissioners)	1:18-op-45137	N.D. Ohio (Federal)
OH	County of Noble (Board of County Commissioners)	1:19-op-45096	N.D. Ohio (Federal)
OH	County of Ottawa (Board of County Commissioners)	1:18-op-45031	N.D. Ohio (Federal)
OH	County of Perry (Board of County Commissioners)	1:18-op-45245	N.D. Ohio (Federal)
OH	County of Pike (Board of County Commissioners)	1:17-op-45039	N.D. Ohio (Federal)
OH	County of Portage (Board of County Commissioners and County Prosecutor Victor Vigluicci)	1:18-op-45993	N.D. Ohio (Federal)
OH	County of Ross (Board of County Commissioners)	1:17-op-45040	N.D. Ohio (Federal)
OH	County of Sandusky (Board of County Commissioners)	1:18-op-45254	N.D. Ohio (Federal)
OH	County of Scioto (Board of County Commissioners)	1:17-op-45038	N.D. Ohio (Federal)
OH	County of Seneca (Board of County Commissioners)	1:18-op-45290	N.D. Ohio (Federal)
OH	County of Shelby (Board of County Commissioners)	1:18-op-45668	N.D. Ohio (Federal)
OH	County of Stark (Board of County Commissioners)	1:18-op-46340	N.D. Ohio (Federal)

State	Subdivision/Special District	Case No.	Jurisdiction
OH	County of Trumbull	1:18-op-45079	N.D. Ohio (Federal)
OH	County of Tuscarawas (Prosecuting Attorney Ryan Styer)	1:19-op-45098	N.D. Ohio (Federal)
OH	County of Van Wert (Board of County Commissioners)	1:18-op-45571	N.D. Ohio (Federal)
OH	County of Vinton (Board of County Commissioners)	1:17-op-45036	N.D. Ohio (Federal)
OH	County of Washington	1:19-op-45230	N.D. Ohio (Federal)
OH	County of Wayne (Board of County Commissioners)	1:18-op-45150	N.D. Ohio (Federal)
OH	County of Williams (Board of County Commissioners)	1:18-op-45257	N.D. Ohio (Federal)
OH	County of Wyandot (Board of County Commissioners)	1:18-op-46078	N.D. Ohio (Federal)
OH	Four County Board of Alcohol, Drug Addiction and Mental Health Services	1:19-op-45440	N.D. Ohio (Federal)
OH	Lucas County Children Services Board of Trustees	1:18-op-46177	N.D. Ohio (Federal)
OH	Mental Health and Recovery Services Board of Allen, Auglaize and Hardin Counties	1:18-op-46344	N.D. Ohio (Federal)
OH	Mental Health and Recovery Services Board of Lucas County	1:18-op-46177	N.D. Ohio (Federal)
OH	Richland County Children's Services	1:17-op-45003	N.D. Ohio (Federal)
OH	Township of Boston	1:18-op-45767	N.D. Ohio (Federal)
OH	Township of Copley	1:18-op-45767	N.D. Ohio (Federal)
OH	Township of Coventry	1:18-op-45767	N.D. Ohio (Federal)
OH	Township of Painesville	1:18-op-46035	N.D. Ohio (Federal)
OH	Township of Springfield	1:18-op-45767	N.D. Ohio (Federal)
OH	Valley Fire District	1:18-op-45767	N.D. Ohio (Federal)
OH	Village of Boston Heights	1:18-op-45767	N.D. Ohio (Federal)
OH	Village of Brooklyn Heights	1:18-op-45450	N.D. Ohio (Federal)
OH	Village of Clinton	1:18-op-45767	N.D. Ohio (Federal)
OH	Village of Lakemore	1:18-op-45767	N.D. Ohio (Federal)
OH	Village of Lexington	1:21-op-45109	N.D. Ohio (Federal)
OH	Village of Mogadore	1:18-op-45767	N.D. Ohio (Federal)
OH	Village of Newburgh Heights	1:18-op-45449	N.D. Ohio (Federal)
OH	Village of Peninsula	1:18-op-45767	N.D. Ohio (Federal)
OH	Village of Richfield	1:18-op-45767	N.D. Ohio (Federal)
OH	Village of Silver Lake	1:18-op-45767	N.D. Ohio (Federal)
OK	City of Ada	1:19-op-45400	N.D. Ohio (Federal)
OK	City of Altus	1:21-op-45046	N.D. Ohio (Federal)
OK	City of Anadarko	1:20-op-45022	N.D. Ohio (Federal)
OK	City of Bethany	1:19-op-46148	N.D. Ohio (Federal)
OK	City of Broken Arrow	1:19-op-45415	N.D. Ohio (Federal)
OK	City of Collinsville	CJ-2022-00379	OK - District Court of Tulsa County (State)
OK	City of Edmond	1:19-op-45496	N.D. Ohio (Federal)
OK	City of El Reno	1:20-op-45252	N.D. Ohio (Federal)
OK	City of Elk City	1:21-op-45017	N.D. Ohio (Federal)

State	Subdivision/Special District	Case No.	Jurisdiction
OK	City of Enid	1:19-op-45717	N.D. Ohio (Federal)
OK	City of Guthrie	1:19-op-45497	N.D. Ohio (Federal)
OK	City of Jenks	1:19-op-45858	N.D. Ohio (Federal)
OK	City of Lawton	1:19-op-45500	N.D. Ohio (Federal)
OK	City of Midwest City	1:19-op-45709	N.D. Ohio (Federal)
OK	City of Muskogee	1:20-op-45162	N.D. Ohio (Federal)
OK	City of Mustang	1:19-op-45708	N.D. Ohio (Federal)
OK	City of Oklahoma City	1:19-op-45498	N.D. Ohio (Federal)
OK	City of Owasso	1:19-op-45718	N.D. Ohio (Federal)
OK	City of Ponca City	1:19-op-45495	N.D. Ohio (Federal)
OK	City of Seminole	1:20-op-45004	N.D. Ohio (Federal)
OK	City of Shawnee	1:19-op-46155	N.D. Ohio (Federal)
OK	City of Stillwater	1:21-op-45045	N.D. Ohio (Federal)
OK	City of Tulsa	1:21-op-45024	N.D. Ohio (Federal)
OK	City of Yukon	1:19-op-45716	N.D. Ohio (Federal)
OK	County of Atoka (Board of County Commissioners)	1:20-op-45001	N.D. Ohio (Federal)
OK	County of Beckham (Board of County Commissioners)	1:20-op-45146	N.D. Ohio (Federal)
OK	County of Caddo (Board of County Commissioners)	1:19-op-46156	N.D. Ohio (Federal)
OK	County of Choctaw (Board of County Commissioners)	1:20-op-45257	N.D. Ohio (Federal)
OK	County of Cimarron (Board of County Commissioners)	1:20-op-45021	N.D. Ohio (Federal)
OK	County of Cleveland (Board of County Commissioners)	1:20-op-45009	N.D. Ohio (Federal)
OK	County of Coal (Board of County Commissioners)	1:20-op-45149	N.D. Ohio (Federal)
OK	County of Comanche (Board of County Commissioners)	1:20-op-45180	N.D. Ohio (Federal)
OK	County of Craig (County Commission)	1:19-op-45652	N.D. Ohio (Federal)
OK	County of Creek (Board of County Commissioners)	1:19-op-45226	N.D. Ohio (Federal)
OK	County of Custer (Board of County Commissioners)	1:20-op-45182	N.D. Ohio (Federal)
OK	County of Delaware (Board of County Commissioners)	1:18-op-46321	N.D. Ohio (Federal)
OK	County of Dewey (Board of County Commissioners)	1:19-op-45801	N.D. Ohio (Federal)
OK	County of Garvin (Board of County Commissioners)	1:18-op-46304	N.D. Ohio (Federal)
OK	County of Grady (Board of County Commissioners)	1:19-op-46167	N.D. Ohio (Federal)
OK	County of Greer (Board of County Commissioners)	1:20-op-45256	N.D. Ohio (Federal)
OK	County of Harmon (Board of County Commissioners)	1:20-op-45388	N.D. Ohio (Federal)
OK	County of Harper (Board of County	1:19-op-45757	N.D. Ohio (Federal)

State	Subdivision/Special District	Case No.	Jurisdiction
	Commissioners)		
OK	County of Haskell (Board of County Commissioners)	1:20-op-45002	N.D. Ohio (Federal)
OK	County of Hughes (Board of County Commissioners)	1:20-op-45258	N.D. Ohio (Federal)
OK	County of Jackson (Board of County Commissioners)	1:20-op-45126	N.D. Ohio (Federal)
OK	County of Jefferson (Board of County Commissioners)	1:19-op-46170	N.D. Ohio (Federal)
OK	County of Johnston (Board of County Commissioners)	1:19-op-45765	N.D. Ohio (Federal)
OK	County of Kay (Board of County Commissioners)	1:19-op-45989	N.D. Ohio (Federal)
OK	County of Kiowa (Board of County Commissioners)	1:19-op-45755	N.D. Ohio (Federal)
OK	County of Latimer (Board of County Commissioners)	1:20-op-45003	N.D. Ohio (Federal)
OK	County of Le Flore (Board of County Commissioners)	1:20-op-45067	N.D. Ohio (Federal)
OK	County of Lincoln (Board of County Commissioners)	1:20-op-45128	N.D. Ohio (Federal)
OK	County of Logan (Board of County Commissioners)	1:20-op-45058	N.D. Ohio (Federal)
OK	County of Love (Board of County Commissioners)	1:20-op-45000	N.D. Ohio (Federal)
OK	County of Major (Board of County Commissioners)	1:19-op-45990	N.D. Ohio (Federal)
OK	County of Mayes (County Commission)	1:19-op-45227	N.D. Ohio (Federal)
OK	County of McClain (Board of County Commissioners)	1:18-op-46303	N.D. Ohio (Federal)
OK	County of McCurtain (Board of County Commissioners)	1:20-op-45259	N.D. Ohio (Federal)
OK	County of Muskogee (Board of County Commissioners)	1:20-op-45155	N.D. Ohio (Federal)
OK	County of Noble (Board of County Commissioners)	1:20-op-45129	N.D. Ohio (Federal)
OK	County of Nowata (Board of County Commissioners)	1:19-op-45225	N.D. Ohio (Federal)
OK	County of Okfuskee (Board of County Commissioners)	1:20-op-45005	N.D. Ohio (Federal)
OK	County of Oklahoma (Board of County Commissioners)	1:20-op-45057	N.D. Ohio (Federal)
OK	County of Okmulgee (County Commission)	1:19-op-45223	N.D. Ohio (Federal)
OK	County of Osage (Board of County Commissioners)	1:18-op-46322	N.D. Ohio (Federal)
OK	County of Ottawa (Board of County Commissioners)	1:18-op-46323	N.D. Ohio (Federal)
OK	County of Pawnee (Board of County Commissioners)	1:18-op-46320	N.D. Ohio (Federal)

State	Subdivision/Special District	Case No.	Jurisdiction
OK	County of Payne (County Commission)	1:19-op-45653	N.D. Ohio (Federal)
OK	County of Pittsburg (Board of County Commissioners)	1:19-op-45711	N.D. Ohio (Federal)
OK	County of Pottawatomie (Board of County Commissioners)	1:19-op-45988	N.D. Ohio (Federal)
OK	County of Roger Mills (Board of County Commissioners)	1:20-op-45183	N.D. Ohio (Federal)
OK	County of Rogers (County Commission)	1:19-op-45224	N.D. Ohio (Federal)
OK	County of Seminole (Board of County Commissioners)	1:19-op-45260	N.D. Ohio (Federal)
OK	County of Stephens (Board of County Commissioners)	1:19-op-45756	N.D. Ohio (Federal)
OK	County of Texas (Board of County Commissioners)	1:20-op-45061	N.D. Ohio (Federal)
OK	County of Tillman (Board of County Commissioners)	1:20-op-45185	N.D. Ohio (Federal)
OK	County of Tulsa (Board of County Commissioners)	1:19-op-45352	N.D. Ohio (Federal)
OK	County of Washington (County Commission)	1:19-op-45222	N.D. Ohio (Federal)
OK	County of Woods (Board of County Commissioners)	1:19-op-45987	N.D. Ohio (Federal)
OK	County of Woodward (Board of County Commissioners)	1:20-op-45141	N.D. Ohio (Federal)
OR	City of Portland	1:18-op-45633	N.D. Ohio (Federal)
OR	County of Clackamas	1:18-op-45442	N.D. Ohio (Federal)
OR	County of Clatsop	1:18-op-45442	N.D. Ohio (Federal)
OR	County of Columbia	1:18-op-45442	N.D. Ohio (Federal)
OR	County of Coos	1:18-op-46300	N.D. Ohio (Federal)
OR	County of Curry	1:19-op-45512	N.D. Ohio (Federal)
OR	County of Jackson	1:18-op-45442	N.D. Ohio (Federal)
OR	County of Josephine	1:18-op-45442	N.D. Ohio (Federal)
OR	County of Lane	1:18-op-45442	N.D. Ohio (Federal)
OR	County of Multnomah	1:18-op-45377	N.D. Ohio (Federal)
OR	County of Washington	1:18-op-45442	N.D. Ohio (Federal)
OR	County of Yamhill	1:18-op-45442	N.D. Ohio (Federal)
PA	Borough of Edwardsville	1:19-op-46176	N.D. Ohio (Federal)
PA	Borough of Exeter	1:20-op-45019	N.D. Ohio (Federal)
PA	Borough of Forty Fort	1:19-op-46177	N.D. Ohio (Federal)
PA	Borough of Kingston	1:19-op-45585	N.D. Ohio (Federal)
PA	Borough of Morrisville	1:19-op-45435	N.D. Ohio (Federal)
PA	Borough of Sugar Notch	1:20-op-45090	N.D. Ohio (Federal)
PA	Borough of Wampum	180701963 / 2017-008095 (coordinated)	MDL - Pennsylvania Opioid Litigation (PA - Court of Common Pleas of Delaware County) (State MDL)
PA	Borough of West Pittston	1:19-op-45997	N.D. Ohio (Federal)
PA	Borough of Wyoming	1:20-op-45087	N.D. Ohio (Federal)
PA	City of Aliquippa	1:18-op-45939	N.D. Ohio (Federal)
PA	City of Allentown	1:19-op-45824	N.D. Ohio (Federal)

State	Subdivision/Special District	Case No.	Jurisdiction
PA	City of Coatesville	1:19-op-45396	N.D. Ohio (Federal)
PA	City of Hazleton	1:19-op-45724	N.D. Ohio (Federal)
PA	City of Lock Haven	2017-007778 / 2017-008095 (coordinated)	MDL - Pennsylvania Opioid Litigation (PA - Court of Common Pleas of Delaware County) (State MDL)
PA	City of Nanticoke	1:19-op-45081	N.D. Ohio (Federal)
PA	City of New Castle	1:18-op-45939	N.D. Ohio (Federal)
PA	City of Philadelphia	2021-007975 / 18002718 / 2017-008095 (coordinated)	MDL - Pennsylvania Opioid Litigation (PA - Court of Common Pleas of Delaware County) (State MDL)
PA	City of Wilkes-Barre	1:18-op-45545	N.D. Ohio (Federal)
PA	County of Adams	1:20-op-45140	N.D. Ohio (Federal)
PA	County of Armstrong	2017-1570-GV / 2017-008095 (coordinated)	MDL - Pennsylvania Opioid Litigation (PA - Court of Common Pleas of Delaware County) (State MDL)
PA	County of Beaver	11326-2017 / 2017-008095 (coordinated)	MDL - Pennsylvania Opioid Litigation (PA - Court of Common Pleas of Delaware County) (State MDL)
PA	County of Bedford	1:20-op-45184	N.D. Ohio (Federal)
PA	County of Bradford	2018 CV 0059 / 2017-008095 (coordinated)	MDL - Pennsylvania Opioid Litigation (PA - Court of Common Pleas of Delaware County) (State MDL)
PA	County of Bucks	2018-03144 / 2017-008095 (coordinated)	MDL - Pennsylvania Opioid Litigation (PA - Court of Common Pleas of Delaware County) (State MDL)
PA	County of Cambria	2017-4131 / 2017-008095 (coordinated)	MDL - Pennsylvania Opioid Litigation (PA - Court of Common Pleas of Delaware County) (State MDL)
PA	County of Carbon	2018-000990 / 2017-008095 (coordinated)	MDL - Pennsylvania Opioid Litigation (PA - Court of Common Pleas of Delaware County) (State MDL)
PA	County of Chester	1:19-op-45233	N.D. Ohio (Federal)
PA	County of Clarion	285 CD 2018 / 2017-008095 (coordinated)	MDL - Pennsylvania Opioid Litigation (PA - Court of Common Pleas of Delaware County) (State MDL)
PA	County of Clinton	752-18 / 2017-008095 (coordinated)	MDL - Pennsylvania Opioid Litigation (PA - Court of Common Pleas of Delaware County) (State MDL)
PA	County of Columbia	1:17-op-45068	N.D. Ohio (Federal)
PA	County of Cumberland	2018-02147 / 2017-008095 (coordinated)	MDL - Pennsylvania Opioid Litigation (PA - Court of Common Pleas of Delaware County) (State MDL)
PA	County of Delaware	2017-008095 (coordinated)	MDL - Pennsylvania Opioid Litigation (PA - Court of Common Pleas of Delaware County) (State MDL)
PA	County of Fayette	2017-2676 / 2017-008095 (coordinated)	MDL - Pennsylvania Opioid Litigation (PA - Court of Common Pleas of Delaware County) (State MDL)

State	Subdivision/Special District	Case No.	Jurisdiction
PA	County of Franklin	2019-02445 / 2017-008095 (coordinated)	MDL - Pennsylvania Opioid Litigation (PA - Court of Common Pleas of Delaware County) (State MDL)
PA	County of Greene	791-2017 / 2017-008095 (coordinated)	MDL - Pennsylvania Opioid Litigation (PA - Court of Common Pleas of Delaware County) (State MDL)
PA	County of Huntingdon	2018-0784 / 2017-008095 (coordinated)	MDL - Pennsylvania Opioid Litigation (PA - Court of Common Pleas of Delaware County) (State MDL)
PA	County of Indiana	1:18-op-45249	N.D. Ohio (Federal)
PA	County of Lackawanna	2017 CV 5156 / 2017-008095 (coordinated)	MDL - Pennsylvania Opioid Litigation (PA - Court of Common Pleas of Delaware County) (State MDL)
PA	County of Lawrence	11180-17 / 2017-008095 (coordinated)	MDL - Pennsylvania Opioid Litigation (PA - Court of Common Pleas of Delaware County) (State MDL)
PA	County of Lehigh	2018-C-716 / 2017-008095 (coordinated)	MDL - Pennsylvania Opioid Litigation (PA - Court of Common Pleas of Delaware County) (State MDL)
PA	County of Luzerne	1:17-op-45100	N.D. Ohio (Federal)
PA	County of Lycoming	1:19-op-45655	N.D. Ohio (Federal)
PA	County of Mercer	2018-1596 / 2017-008095 (coordinated)	MDL - Pennsylvania Opioid Litigation (PA - Court of Common Pleas of Delaware County) (State MDL)
PA	County of Monroe	3972CV18 / 2017-008095 (coordinated)	MDL - Pennsylvania Opioid Litigation (PA - Court of Common Pleas of Delaware County) (State MDL)
PA	County of Northampton	C48-CV-2017-11557 / 2017-008095 (coordinated)	MDL - Pennsylvania Opioid Litigation (PA - Court of Common Pleas of Delaware County) (State MDL)
PA	County of Northumberland	1:19-op-45555	N.D. Ohio (Federal)
PA	County of Washington	2017-6268 / 2017-008095 (coordinated)	MDL - Pennsylvania Opioid Litigation (PA - Court of Common Pleas of Delaware County) (State MDL)
PA	County of Westmoreland	5975-2017 / 2017-008095 (coordinated)	MDL - Pennsylvania Opioid Litigation (PA - Court of Common Pleas of Delaware County) (State MDL)
PA	County of Wyoming	1:18-op-45488	N.D. Ohio (Federal)
PA	County of York	2017-SU-003372 / 2017-008095 (coordinated)	MDL - Pennsylvania Opioid Litigation (PA - Court of Common Pleas of Delaware County) (State MDL)
PA	District Attorney of Allegheny County (District Attorney Stephen A. Zappala, Jr.)	21-967 / 2017-008095 (coordinated)	MDL - Pennsylvania Opioid Litigation (PA - Court of Common Pleas of Delaware County) (State MDL)
PA	District Attorney of Berks County (District Attorney John T. Adams)	19-18232 / 2017-008095 (coordinated)	PA - Court of Common Pleas of Berks County (State)
PA	District Attorney of Bucks County (District Attorney Matthew D. Weintraub)	2020-00639 / 2017-008095 (coordinated)	MDL - Pennsylvania Opioid Litigation (PA - Court of Common Pleas of Delaware County) (State MDL)

State	Subdivision/Special District	Case No.	Jurisdiction
PA	District Attorney of Chester County (District Attorney Deborah S. Ryan)	2020-04553 / 2017-008095 (coordinated)	MDL - Pennsylvania Opioid Litigation (PA - Court of Common Pleas of Delaware County) (State MDL)
PA	District Attorney of Clearfield County	1:21-op-45022	N.D. Ohio (Federal)
PA	District Attorney of Dauphin County (District Attorney Francis T. Chardo)	2019-CV-7795 / 2017-008095 (coordinated)	PA - Court of Common Pleas of Dauphin County (State)
PA	District Attorney of Delaware County (District Attorney Jack Stollsteimer)	CV-2020-002026 / 2017-008095 (coordinated)	MDL - Pennsylvania Opioid Litigation (PA - Court of Common Pleas of Delaware County) (State MDL)
PA	District Attorney of Erie County (District Attorney Elizabeth Hirz)	2019-12837	PA - Court of Common Pleas of Erie County (State)
PA	District Attorney of Northampton County (District Attorney Terence P. Houck)	C-48-CV-2020-3440 / 2017-008095 (coordinated)	PA - Court of Common Pleas of Northampton County (State)
PA	District Attorney of Philadelphia (District Attorney Lawrence S. Krasner)	18005594 / 2017-008095 (coordinated)	MDL - Pennsylvania Opioid Litigation (PA - Court of Common Pleas of Delaware County) (State MDL)
PA	District Attorney of Westmoreland County (District Attorney John W. Peck)	20CI02561 / 2017-008095 (coordinated)	MDL - Pennsylvania Opioid Litigation (PA - Court of Common Pleas of Delaware County) (State MDL)
PA	District Attorney of Wyoming County (District Attorney Joseph Peters)		
PA	Municipality of Norristown	2019-12178 / 2017-008095 (coordinated)	PA - Court of Common Pleas of Montgomery County (State)
PA	Southeastern Pennsylvania Transportation Authority	180302923	MDL - Pennsylvania Opioid Litigation (PA - Court of Common Pleas of Delaware County) (State MDL)
PA	Township of Bensalem	2018-03119 / 2017-008095 (coordinated)	MDL - Pennsylvania Opioid Litigation (PA - Court of Common Pleas of Delaware County) (State MDL)
PA	Township of Bristol	1:19-op-45434	N.D. Ohio (Federal)
PA	Township of Fairview	1:19-op-45355	N.D. Ohio (Federal)
PA	Township of Hanover	1:19-op-45654	N.D. Ohio (Federal)
PA	Township of Lower Makefield	1:20-op-45284	N.D. Ohio (Federal)
PA	Township of Lower Southampton	1:20-op-45181	N.D. Ohio (Federal)
PA	Township of Mahoning	180603466 / 2017-008095 (coordinated)	MDL - Pennsylvania Opioid Litigation (PA - Court of Common Pleas of Delaware County) (State MDL)
PA	Township of Middletown	1:21-op-45030	N.D. Ohio (Federal)
PA	Township of Newtown	2019-03043-0 / 2017-008095 (coordinated)	MDL - Pennsylvania Opioid Litigation (PA - Court of Common Pleas of Delaware County) (State MDL)
PA	Township of Plains	1:18-op-46215	N.D. Ohio (Federal)
PA	Township of Union	1:18-op-45939	N.D. Ohio (Federal)
PA	Township of Warminster	2019-01469-0 / 2017-008095 (coordinated)	MDL - Pennsylvania Opioid Litigation (PA - Court of Common Pleas of Delaware County) (State MDL)
PA	Township of Warrington	CV-2019-007269 / 2017-008095	MDL - Pennsylvania Opioid Litigation (PA - Court of Common Pleas of Delaware County)

State	Subdivision/Special District	Case No.	Jurisdiction
		(coordinated)	(State MDL)
PA	Township of West Norriton	2019-12178 / 2017-008095 (coordinated)	PA - Court of Common Pleas of Montgomery County (State)
PA	Township of Wilkes-Barre	1:19-op-45325	N.D. Ohio (Federal)
PA	Township of Wright	1:19-op-45574	N.D. Ohio (Federal)
PR	Municipality of Adjuntas	1:20-op-45245	N.D. Ohio (Federal)
PR	Municipality of Aguada	3:22-cv-01532	D. Puerto Rico (Federal)
PR	Municipality of Aguadilla	3:22-cv-01533	D. Puerto Rico (Federal)
PR	Municipality of Aibonito	3:22-cv-01555	D. Puerto Rico (Federal)
PR	Municipality of Anasco	3:22-cv-01556	D. Puerto Rico (Federal)
PR	Municipality of Arecibo	3:22-cv-01557	D. Puerto Rico (Federal)
PR	Municipality of Arroyo	1:19-op-45817	N.D. Ohio (Federal)
PR	Municipality of Barceloneta	1:20-op-45267	N.D. Ohio (Federal)
PR	Municipality of Barranquitas	3:22-cv-01558	D. Puerto Rico (Federal)
PR	Municipality of Bayamon	1:19-op-45818	N.D. Ohio (Federal)
PR	Municipality of Cabo Rojo	3:22-cv-01560	D. Puerto Rico (Federal)
PR	Municipality of Caguas	1:19-op-45814	N.D. Ohio (Federal)
PR	Municipality of Camuy	3:22-cv-01561	D. Puerto Rico (Federal)
PR	Municipality of Canovanas	1:18-op-46018	N.D. Ohio (Federal)
PR	Municipality of Catano	1:19-op-45816	N.D. Ohio (Federal)
PR	Municipality of Cayey	1:18-op-45197	N.D. Ohio (Federal)
PR	Municipality of Ceiba	1:19-op-45819	N.D. Ohio (Federal)
PR	Municipality of Cidra	1:20-op-45244	N.D. Ohio (Federal)
PR	Municipality of Coamo	1:19-op-45820	N.D. Ohio (Federal)
PR	Municipality of Comerío	3:22-cv-01564	D. Puerto Rico (Federal)
PR	Municipality of Dorado	3:22-cv-01565	D. Puerto Rico (Federal)
PR	Municipality of Fajardo	3:22-cv-01566	D. Puerto Rico (Federal)
PR	Municipality of Guánica	3:22-cv-01567	D. Puerto Rico (Federal)
PR	Municipality of Guayanilla	1:18-op-45176	N.D. Ohio (Federal)
PR	Municipality of Hatillo	3:22-cv-01569	D. Puerto Rico (Federal)
PR	Municipality of Hormigueros	3:22-cv-01570	D. Puerto Rico (Federal)
PR	Municipality of Isabela	3:22-cv-01571	D. Puerto Rico (Federal)
PR	Municipality of Isla de Vieques	1:19-op-45752	N.D. Ohio (Federal)
PR	Municipality of Jayuya	3:22-cv-01572	D. Puerto Rico (Federal)
PR	Municipality of Juana Díaz	3:22-cv-01573	D. Puerto Rico (Federal)
PR	Municipality of Juncos	1:18-op-45994	N.D. Ohio (Federal)
PR	Municipality of Lares	3:22-cv-01574	D. Puerto Rico (Federal)
PR	Municipality of Las Marías	3:22-cv-01575	D. Puerto Rico (Federal)
PR	Municipality of Loiza	1:18-op-45177	N.D. Ohio (Federal)
PR	Municipality of Manatí	3:22-cv-01576	D. Puerto Rico (Federal)
PR	Municipality of Maricao	3:22-cv-01577	D. Puerto Rico (Federal)
PR	Municipality of Moca	3:22-cv-01578	D. Puerto Rico (Federal)
PR	Municipality of Morovis	3:22-cv-01579	D. Puerto Rico (Federal)
PR	Municipality of Orocovis	3:22-cv-01580	D. Puerto Rico (Federal)
PR	Municipality of Penuelas	3:22-cv-01581	D. Puerto Rico (Federal)
PR	Municipality of Ponce	3:22-cv-01582	D. Puerto Rico (Federal)

State	Subdivision/Special District	Case No.	Jurisdiction
PR	Municipality of Quebradillas	3:22-cv-01583	D. Puerto Rico (Federal)
PR	Municipality of Rincón	3:22-cv-01584	D. Puerto Rico (Federal)
PR	Municipality of Rio Grande	1:18-op-45895	N.D. Ohio (Federal)
PR	Municipality of Sabana Grande	1:18-op-45197	N.D. Ohio (Federal)
PR	Municipality of Salinas	3:22-cv-01585	D. Puerto Rico (Federal)
PR	Municipality of San Germán	3:22-cv-01586	D. Puerto Rico (Federal)
PR	Municipality of San Juan	1:21-op-45082	N.D. Ohio (Federal)
PR	Municipality of San Lorenzo	3:22-cv-01587	D. Puerto Rico (Federal)
PR	Municipality of Santa Isabel	3:22-cv-01588	D. Puerto Rico (Federal)
PR	Municipality of Toa Alta	3:22-cv-01589	D. Puerto Rico (Federal)
PR	Municipality of Trujillo Alto	3:22-cv-01590	D. Puerto Rico (Federal)
PR	Municipality of Vega Alta	1:18-op-46011	N.D. Ohio (Federal)
PR	Municipality of Vega Baja	3:22-cv-01591	D. Puerto Rico (Federal)
PR	Municipality of Villalba	1:19-op-45815	N.D. Ohio (Federal)
PR	Municipality of Yabucoa	1:18-op-45731	N.D. Ohio (Federal)
SC	City of Charleston	2019-CP-104294 / 2018-CP-2301294 (master)	MDL - In re South Carolina Opioid Litigation (SC - 13th Judicial Circuit, County of Greenville) (State MDL)
SC	City of Chester	1:19-op-45606	N.D. Ohio (Federal)
SC	City of Columbia	1:19-op-45979	N.D. Ohio (Federal)
SC	City of Georgetown	1:19-op-45613	N.D. Ohio (Federal)
SC	City of Myrtle Beach	2019-CP-2605556 / 2018-CP-2301294 (master)	MDL - In re South Carolina Opioid Litigation (SC - 13th Judicial Circuit, County of Greenville) (State MDL)
SC	City of North Charleston	2019-CP-103978 / 2018-CP-2301294 (master)	MDL - In re South Carolina Opioid Litigation (SC - 13th Judicial Circuit, County of Greenville) (State MDL)
SC	City of Orangeburg	1:19-op-45607	N.D. Ohio (Federal)
SC	County of Abbeville	2019-CP-0100154 / 2018-CP-2301294 (master)	MDL - In re South Carolina Opioid Litigation (SC - 13th Judicial Circuit, County of Greenville) (State MDL)
SC	County of Aiken	2019-CP-0201086 / 2018-CP-2301294 (master)	MDL - In re South Carolina Opioid Litigation (SC - 13th Judicial Circuit, County of Greenville) (State MDL)
SC	County of Allendale	2018-CP-0300125 / 2018-CP-2301294 (master)	MDL - In re South Carolina Opioid Litigation (SC - 13th Judicial Circuit, County of Greenville) (State MDL)
SC	County of Anderson	2018-CP-0401108 / 2018-CP-2301294 (master)	MDL - In re South Carolina Opioid Litigation (SC - 13th Judicial Circuit, County of Greenville) (State MDL)
SC	County of Bamberg	2018-CP-0500189 / 2018-CP-2301294 (master)	MDL - In re South Carolina Opioid Litigation (SC - 13th Judicial Circuit, County of Greenville) (State MDL)
SC	County of Barnwell	2018-CP-0600329 / 2018-CP-2301294 (master)	MDL - In re South Carolina Opioid Litigation (SC - 13th Judicial Circuit, County of Greenville) (State MDL)
SC	County of Beaufort	2018-CP-0701245 / 2018-CP-2301294 (master)	MDL - In re South Carolina Opioid Litigation (SC - 13th Judicial Circuit, County of Greenville) (State MDL)

State	Subdivision/Special District	Case No.	Jurisdiction
SC	County of Berkeley	1:19-op-45436	N.D. Ohio (Federal)
SC	County of Calhoun	2019-CP-0900065 / 2018-CP-2301294 (master)	MDL - In re South Carolina Opioid Litigation (SC - 13th Judicial Circuit, County of Greenville) (State MDL)
SC	County of Charleston	1:19-op-45803	N.D. Ohio (Federal)
SC	County of Cherokee	2018-CP-1100503 / 2018-CP-2301294 (master)	MDL - In re South Carolina Opioid Litigation (SC - 13th Judicial Circuit, County of Greenville) (State MDL)
SC	County of Chester	2020-CP-1200373 / 2018-CP-2301294 (master)	MDL - In re South Carolina Opioid Litigation (SC - 13th Judicial Circuit, County of Greenville) (State MDL)
SC	County of Chesterfield	2018-CP-1300410 / 2018-CP-2301294 (master)	MDL - In re South Carolina Opioid Litigation (SC - 13th Judicial Circuit, County of Greenville) (State MDL)
SC	County of Clarendon	2019-CP-1400236 / 2018-CP-2301294 (master)	MDL - In re South Carolina Opioid Litigation (SC - 13th Judicial Circuit, County of Greenville) (State MDL)
SC	County of Colleton	2018-CP-1500438 / 2018-CP-2301294 (master)	MDL - In re South Carolina Opioid Litigation (SC - 13th Judicial Circuit, County of Greenville) (State MDL)
SC	County of Dillon	2019-CP-1700213 / 2018-CP-2301294 (master)	MDL - In re South Carolina Opioid Litigation (SC - 13th Judicial Circuit, County of Greenville) (State MDL)
SC	County of Dorchester	2018-CP-1801122 / 2018-CP-2301294 (master)	MDL - In re South Carolina Opioid Litigation (SC - 13th Judicial Circuit, County of Greenville) (State MDL)
SC	County of Edgefield	2019-CP-1900120 / 2018-CP-2301294 (master)	MDL - In re South Carolina Opioid Litigation (SC - 13th Judicial Circuit, County of Greenville) (State MDL)
SC	County of Fairfield	2018-CP-2000272 / 2018-CP-2301294 (master)	MDL - In re South Carolina Opioid Litigation (SC - 13th Judicial Circuit, County of Greenville) (State MDL)
SC	County of Florence	2019-CP-2101213 / 2018-CP-2301294 (master)	MDL - In re South Carolina Opioid Litigation (SC - 13th Judicial Circuit, County of Greenville) (State MDL)
SC	County of Georgetown	1:19-op-45612	N.D. Ohio (Federal)
SC	County of Greenville	2018-CP-2301294 (master)	MDL - In re South Carolina Opioid Litigation (SC - 13th Judicial Circuit, County of Greenville) (State MDL)
SC	County of Greenwood	2018-CP-2400775 / 2018-CP-2301294 (master)	MDL - In re South Carolina Opioid Litigation (SC - 13th Judicial Circuit, County of Greenville) (State MDL)
SC	County of Hampton	2018-CP-2500258 / 2018-CP-2301294 (master)	MDL - In re South Carolina Opioid Litigation (SC - 13th Judicial Circuit, County of Greenville) (State MDL)
SC	County of Horry	2019-CP-2602684 / 2018-CP-2301294 (master)	MDL - In re South Carolina Opioid Litigation (SC - 13th Judicial Circuit, County of Greenville) (State MDL)
SC	County of Jasper	2018-CP-2700332 / 2018-CP-2301294	MDL - In re South Carolina Opioid Litigation (SC - 13th Judicial Circuit, County of

State	Subdivision/Special District	Case No.	Jurisdiction
		(master)	Greenville) (State MDL)
SC	County of Kershaw	2018-CP-2800553 / 2018-CP-2301294 (master)	MDL - In re South Carolina Opioid Litigation (SC - 13th Judicial Circuit, County of Greenville) (State MDL)
SC	County of Lancaster	2019-CP-2900540 / 2018-CP-2301294 (master)	MDL - In re South Carolina Opioid Litigation (SC - 13th Judicial Circuit, County of Greenville) (State MDL)
SC	County of Laurens	2018-CP-3000606 / 2018-CP-2301294 (master)	MDL - In re South Carolina Opioid Litigation (SC - 13th Judicial Circuit, County of Greenville) (State MDL)
SC	County of Lee	2018-CP-3100207 / 2018-CP-2301294 (master)	MDL - In re South Carolina Opioid Litigation (SC - 13th Judicial Circuit, County of Greenville) (State MDL)
SC	County of Lexington	2018-CP-3202207 / 2018-CP-2301294 (master)	MDL - In re South Carolina Opioid Litigation (SC - 13th Judicial Circuit, County of Greenville) (State MDL)
SC	County of Marion	2019-CP-3300299 / 2018-CP-2301294 (master)	MDL - In re South Carolina Opioid Litigation (SC - 13th Judicial Circuit, County of Greenville) (State MDL)
SC	County of Marlboro	2020-CP-3400184 / 2018-CP-2301294 (master)	MDL - In re South Carolina Opioid Litigation (SC - 13th Judicial Circuit, County of Greenville) (State MDL)
SC	County of McCormick	2019-CP-3500031 / 2018-CP-2301294 (master)	MDL - In re South Carolina Opioid Litigation (SC - 13th Judicial Circuit, County of Greenville) (State MDL)
SC	County of Newberry	2019-CP-3600636 / 2018-CP-2301294 (master)	MDL - In re South Carolina Opioid Litigation (SC - 13th Judicial Circuit, County of Greenville) (State MDL)
SC	County of Oconee	2018-CP-3700458 / 2018-CP-2301294 (master)	MDL - In re South Carolina Opioid Litigation (SC - 13th Judicial Circuit, County of Greenville) (State MDL)
SC	County of Orangeburg	2018-CP-3800841 / 2018-CP-2301294 (master)	MDL - In re South Carolina Opioid Litigation (SC - 13th Judicial Circuit, County of Greenville) (State MDL)
SC	County of Pickens	2018-CP-3900675 / 2018-CP-2301294 (master)	MDL - In re South Carolina Opioid Litigation (SC - 13th Judicial Circuit, County of Greenville) (State MDL)
SC	County of Richland	1:19-op-45327	N.D. Ohio (Federal)
SC	County of Saluda	2019-CP-4100111 / 2018-CP-2301294 (master)	MDL - In re South Carolina Opioid Litigation (SC - 13th Judicial Circuit, County of Greenville) (State MDL)
SC	County of Spartanburg	2018-CP-4200760 / 2018-CP-2301294 (master)	MDL - In re South Carolina Opioid Litigation (SC - 13th Judicial Circuit, County of Greenville) (State MDL)
SC	County of Sumter	2019-CP-4300891 / 2018-CP-2301294 (master)	MDL - In re South Carolina Opioid Litigation (SC - 13th Judicial Circuit, County of Greenville) (State MDL)
SC	County of Union	2018-CP-4400288 / 2018-CP-2301294	MDL - In re South Carolina Opioid Litigation (SC - 13th Judicial Circuit, County of

State	Subdivision/Special District	Case No.	Jurisdiction
		(master)	Greenville) (State MDL)
SC	County of Williamsburg	2018-CP-4500276 / 2018-CP-2301294 (master)	MDL - In re South Carolina Opioid Litigation (SC - 13th Judicial Circuit, County of Greenville) (State MDL)
SC	County of York	2018-CP-4602446 / 2018-CP-2301294 (master)	MDL - In re South Carolina Opioid Litigation (SC - 13th Judicial Circuit, County of Greenville) (State MDL)
SC	Town of Mount Pleasant	2019-CP-104302 / 2018- CP-2301294 (master)	MDL - In re South Carolina Opioid Litigation (SC - 13th Judicial Circuit, County of Greenville) (State MDL)
SC	Town of Summerville	2019-CP-1801602 / 2018-CP-2301294 (master)	MDL - In re South Carolina Opioid Litigation (SC - 13th Judicial Circuit, County of Greenville) (State MDL)
TN	City of Clarksville	1:18-op-45517	N.D. Ohio (Federal)
TN	City of Gatlinburg	1:21-op-45071	N.D. Ohio (Federal)
TN	City of Germantown	1:20-op-45199	N.D. Ohio (Federal)
TN	City of Lexington	1:18-op-45458	N.D. Ohio (Federal)
TN	City of Maryville	1:20-op-45199	N.D. Ohio (Federal)
TN	City of Memphis	1:19-op-45220	N.D. Ohio (Federal)
TN	City of Millington	1:19-op-45474	N.D. Ohio (Federal)
TN	City of Pigeon Forge	1:20-op-45199	N.D. Ohio (Federal)
TN	City of Ripley	1:20-op-45199	N.D. Ohio (Federal)
TN	County of Blount	1:19-op-45132	N.D. Ohio (Federal)
TN	County of Campbell	1:18-op-45133	N.D. Ohio (Federal)
TN	County of Cannon	1:18-op-45924	N.D. Ohio (Federal)
TN	County of Claiborne	1:19-op-45658	N.D. Ohio (Federal)
TN	County of Crockett	1:18-op-45215	N.D. Ohio (Federal)
TN	County of Decatur	1:19-op-45789	N.D. Ohio (Federal)
TN	County of Fentress	1:18-op-45419	N.D. Ohio (Federal)
TN	County of Greene	1:18-op-45136	N.D. Ohio (Federal)
TN	County of Hamilton	1:18-op-45507	N.D. Ohio (Federal)
TN	County of Hancock	1:18-op-45153	N.D. Ohio (Federal)
TN	County of Hawkins	1:18-op-45299	N.D. Ohio (Federal)
TN	County of Haywood	1:18-op-45107	N.D. Ohio (Federal)
TN	County of Henderson	1:18-op-45404	N.D. Ohio (Federal)
TN	County of Jefferson	1:19-op-45132	N.D. Ohio (Federal)
TN	County of Johnson	1:18-op-45164	N.D. Ohio (Federal)
TN	County of Lauderdale	1:18-op-46324	N.D. Ohio (Federal)
TN	County of Madison	1:18-op-45403	N.D. Ohio (Federal)
TN	County of Montgomery	1:18-op-45418	N.D. Ohio (Federal)
TN	County of Morgan	1:19-op-45075	N.D. Ohio (Federal)
TN	County of Obion	1:19-op-46115	N.D. Ohio (Federal)
TN	County of Overton	1:18-op-45568	N.D. Ohio (Federal)
TN	County of Pickett	1:18-op-45242	N.D. Ohio (Federal)
TN	County of Rutherford	1:18-op-45258	N.D. Ohio (Federal)
TN	County of Scott	1:18-op-45273	N.D. Ohio (Federal)
TN	County of Shelby	CT-004500-17	TN - Circuit Court for Shelby County (State)

State	Subdivision/Special District	Case No.	Jurisdiction
TN	County of Smith	1:18-op-45029	N.D. Ohio (Federal)
TN	County of Sumner	1:18-op-45255	N.D. Ohio (Federal)
TN	County of Washington	1:18-op-46317	N.D. Ohio (Federal)
TN	County of Williamson	1:18-op-45134	N.D. Ohio (Federal)
TN	Hamblen County Board of Education	1:22-op-45027	N.D. Ohio (Federal)
TN	Hancock County Board of Education	1:22-op-45027	N.D. Ohio (Federal)
TN	Metropolitan Government of Nashville and Davidson County	1:18-op-45088	N.D. Ohio (Federal)
TN	Town of Arlington	1:19-op-45471	N.D. Ohio (Federal)
TN	Town of Dandridge	1:20-op-45216	N.D. Ohio (Federal)
TN	Town of Decatur	1:20-op-45199	N.D. Ohio (Federal)
TX	Bexar County Hospital District d/b/a University Health System	2020-17501 / 2018-63587 (master)	MDL - In re Texas Opioid Litigation (TX - 152nd Judicial District of Harris County) (State MDL)
TX	Burleson County Hospital District	29740 / 2018-63587 (master)	MDL - In re Texas Opioid Litigation (TX - 152nd Judicial District of Harris County) (State MDL)
TX	City of Eagle Pass	1:18-op-46033	N.D. Ohio (Federal)
TX	City of Houston	2019-43219 / 2018-63587 (master)	MDL - In re Texas Opioid Litigation (TX - 152nd Judicial District of Harris County) (State MDL)
TX	City of Laredo	1:18-op-46026	N.D. Ohio (Federal)
TX	City of Leon Valley	2020-39837 / 2018-63587 (master)	MDL - In re Texas Opioid Litigation (TX - 152nd Judicial District of Harris County) (State MDL)
TX	City of San Antonio	1:19-op-45833	N.D. Ohio (Federal)
TX	County of Angelina	1:20-op-45053	N.D. Ohio (Federal)
TX	County of Bailey	1:20-op-45264	N.D. Ohio (Federal)
TX	County of Bastrop	2020-17434 / 2018-63587 (master)	MDL - In re Texas Opioid Litigation (TX - 152nd Judicial District of Harris County) (State MDL)
TX	County of Bexar	2018-77066 / 2018-63587 (master)	MDL - In re Texas Opioid Litigation (TX - 152nd Judicial District of Harris County) (State MDL)
TX	County of Bowie	1:17-op-45159	N.D. Ohio (Federal)
TX	County of Brazos	1:18-op-45863	N.D. Ohio (Federal)
TX	County of Brooks	2020-17509 / 2018-63587 (master)	MDL - In re Texas Opioid Litigation (TX - 152nd Judicial District of Harris County) (State MDL)
TX	County of Caldwell	2020-17563 / 2018-63587 (master)	MDL - In re Texas Opioid Litigation (TX - 152nd Judicial District of Harris County) (State MDL)
TX	County of Calhoun	2020-17536 / 2018-63587 (master)	MDL - In re Texas Opioid Litigation (TX - 152nd Judicial District of Harris County) (State MDL)
TX	County of Cameron	2018-77093 / 2018-63587 (master)	MDL - In re Texas Opioid Litigation (TX - 152nd Judicial District of Harris County) (State MDL)
TX	County of Camp	1:18-op-45301	N.D. Ohio (Federal)

State	Subdivision/Special District	Case No.	Jurisdiction
TX	County of Castro	2020-37584 / 2018-63587 (master)	MDL - In re Texas Opioid Litigation (TX - 152nd Judicial District of Harris County) (State MDL)
TX	County of Cherokee	1:17-op-45155	N.D. Ohio (Federal)
TX	County of Childress	1:18-op-45229	N.D. Ohio (Federal)
TX	County of Clay	1:18-op-45169	N.D. Ohio (Federal)
TX	County of Colorado	2020-37584 / 2018-63587 (master)	MDL - In re Texas Opioid Litigation (TX - 152nd Judicial District of Harris County) (State MDL)
TX	County of Coryell	1:22-op-45009	N.D. Ohio (Federal)
TX	County of Dallas	2018-77098 / 2018-63587 (master)	MDL - In re Texas Opioid Litigation (TX - 152nd Judicial District of Harris County) (State MDL)
TX	County of Delta	2018-77104 / 2018-63587 (master)	MDL - In re Texas Opioid Litigation (TX - 152nd Judicial District of Harris County) (State MDL)
TX	County of Duval	2018-87879 / 2018-63587 (master)	MDL - In re Texas Opioid Litigation (TX - 152nd Judicial District of Harris County) (State MDL)
TX	County of El Paso	2018-76970 / 2018-63587 (master)	MDL - In re Texas Opioid Litigation (TX - 152nd Judicial District of Harris County) (State MDL)
TX	County of Ellis	2019-41572 / 2018-63587 (master)	MDL - In re Texas Opioid Litigation (TX - 152nd Judicial District of Harris County) (State MDL)
TX	County of Falls	2018-77106 / 2018-63587 (master)	MDL - In re Texas Opioid Litigation (TX - 152nd Judicial District of Harris County) (State MDL)
TX	County of Fort Bend	19-DCV-263509 / 2018-63587 (master)	MDL - In re Texas Opioid Litigation (TX - 152nd Judicial District of Harris County) (State MDL)
TX	County of Franklin	1:18-op-45302	N.D. Ohio (Federal)
TX	County of Freestone	1:19-op-45985	N.D. Ohio (Federal)
TX	County of Galveston	1:19-op-45239	N.D. Ohio (Federal)
TX	County of Guadalupe	2020-16457 / 2018-63587 (master)	MDL - In re Texas Opioid Litigation (TX - 152nd Judicial District of Harris County) (State MDL)
TX	County of Harris	2017-82618 / 2018-63587 (master)	MDL - In re Texas Opioid Litigation (TX - 152nd Judicial District of Harris County) (State MDL)
TX	County of Harrison	2018-77108 / 2018-63587 (master)	MDL - In re Texas Opioid Litigation (TX - 152nd Judicial District of Harris County) (State MDL)
TX	County of Haskell	1:18-op-45223	N.D. Ohio (Federal)
TX	County of Hays	2020-16529 / 2018-63587 (master)	MDL - In re Texas Opioid Litigation (TX - 152nd Judicial District of Harris County) (State MDL)
TX	County of Henderson	1:19-op-45684	N.D. Ohio (Federal)

State	Subdivision/Special District	Case No.	Jurisdiction
TX	County of Hidalgo	2018-77109 / 2018-63587 (master)	MDL - In re Texas Opioid Litigation (TX - 152nd Judicial District of Harris County) (State MDL)
TX	County of Hopkins	2018-77111 / 2018-63587 (master)	MDL - In re Texas Opioid Litigation (TX - 152nd Judicial District of Harris County) (State MDL)
TX	County of Jefferson	2020-37584 / 2018-63587 (master)	MDL - In re Texas Opioid Litigation (TX - 152nd Judicial District of Harris County) (State MDL)
TX	County of Jim Hogg	2019-49060 / 2018-63587 (master)	MDL - In re Texas Opioid Litigation (TX - 152nd Judicial District of Harris County) (State MDL)
TX	County of Jim Wells	2019-49073 / 2018-63587 (master)	MDL - In re Texas Opioid Litigation (TX - 152nd Judicial District of Harris County) (State MDL)
TX	County of Johnson	2018-87346 / 2018-63587 (master)	MDL - In re Texas Opioid Litigation (TX - 152nd Judicial District of Harris County) (State MDL)
TX	County of Jones	1:18-op-45139	N.D. Ohio (Federal)
TX	County of Kaufman	1:18-op-46081	N.D. Ohio (Federal)
TX	County of Kendall	1:22-op-45010	N.D. Ohio (Federal)
TX	County of Kerr	2018-77114 / 2018-63587 (master)	MDL - In re Texas Opioid Litigation (TX - 152nd Judicial District of Harris County) (State MDL)
TX	County of Kinney	1:18-op-45241	N.D. Ohio (Federal)
TX	County of Kleberg	2019-49074 / 2018-63587 (master)	MDL - In re Texas Opioid Litigation (TX - 152nd Judicial District of Harris County) (State MDL)
TX	County of La Salle	1:18-op-45234	N.D. Ohio (Federal)
TX	County of Lamar	1:17-op-45162	N.D. Ohio (Federal)
TX	County of Leon	1:19-op-45240	N.D. Ohio (Federal)
TX	County of Liberty	2018-77116 / 2018-63587 (master)	MDL - In re Texas Opioid Litigation (TX - 152nd Judicial District of Harris County) (State MDL)
TX	County of Lubbock	2020-16529 / 2018-63587 (master)	MDL - In re Texas Opioid Litigation (TX - 152nd Judicial District of Harris County) (State MDL)
TX	County of Madison	2020-37584 / 2018-63587 (master)	MDL - In re Texas Opioid Litigation (TX - 152nd Judicial District of Harris County) (State MDL)
TX	County of Maverick	2018-77026 / 2018-63587 (master) / 1:19-op-45426	MDL - In re Texas Opioid Litigation (TX - 152nd Judicial District of Harris County) (State MDL) / N.D. Ohio (Federal)
TX	County of Mitchell	1:18-op-45063	N.D. Ohio (Federal)
TX	County of Montgomery	1:18-op-45030	N.D. Ohio (Federal)
TX	County of Morris	1:17-op-45086	N.D. Ohio (Federal)
TX	County of Nolan	1:18-op-45061	N.D. Ohio (Federal)
TX	County of Nueces	2018-77083 / 2018-63587 (master)	MDL - In re Texas Opioid Litigation (TX - 152nd Judicial District of Harris County) (State MDL)

State	Subdivision/Special District	Case No.	Jurisdiction
			MDL)
TX	County of Polk	1:18-op-45077	N.D. Ohio (Federal)
TX	County of Red River	1:17-op-45160	N.D. Ohio (Federal)
TX	County of Roberts	2020-37584 / 2018-63587 (master)	MDL - In re Texas Opioid Litigation (TX - 152nd Judicial District of Harris County) (State MDL)
TX	County of Rockwall	2019-38578 / 2018-63587 (master)	MDL - In re Texas Opioid Litigation (TX - 152nd Judicial District of Harris County) (State MDL)
TX	County of Rusk	1:17-op-45154	N.D. Ohio (Federal)
TX	County of San Patricio	2018-77075 / 2018-63587 (master)	MDL - In re Texas Opioid Litigation (TX - 152nd Judicial District of Harris County) (State MDL)
TX	County of San Saba	2020-37584 / 2018-63587 (master)	MDL - In re Texas Opioid Litigation (TX - 152nd Judicial District of Harris County) (State MDL)
TX	County of Shackelford	2020-37584 / 2018-63587 (master)	MDL - In re Texas Opioid Litigation (TX - 152nd Judicial District of Harris County) (State MDL)
TX	County of Smith	1:18-op-45081	N.D. Ohio (Federal)
TX	County of Stephens	1:18-op-45804	N.D. Ohio (Federal)
TX	County of Tarrant	1:18-op-45274	N.D. Ohio (Federal)
TX	County of Terrell	2020-37584 / 2018-63587 (master)	MDL - In re Texas Opioid Litigation (TX - 152nd Judicial District of Harris County) (State MDL)
TX	County of Throckmorton	1:18-op-45141	N.D. Ohio (Federal)
TX	County of Titus	1:17-op-45161	N.D. Ohio (Federal)
TX	County of Travis	2018-77144 / 2018-63587 (master)	MDL - In re Texas Opioid Litigation (TX - 152nd Judicial District of Harris County) (State MDL)
TX	County of Upshur	1:17-op-45085	N.D. Ohio (Federal)
TX	County of Uvalde	2020-16427 / 2018-63587 (master)	MDL - In re Texas Opioid Litigation (TX - 152nd Judicial District of Harris County) (State MDL)
TX	County of Van Zandt	2018-77150 / 2018-63587 (master)	MDL - In re Texas Opioid Litigation (TX - 152nd Judicial District of Harris County) (State MDL)
TX	County of Walker	2019-29777 / 2018-63587 (master)	MDL - In re Texas Opioid Litigation (TX - 152nd Judicial District of Harris County) (State MDL)
TX	County of Waller	2018-77153 / 2018-63587 (master)	MDL - In re Texas Opioid Litigation (TX - 152nd Judicial District of Harris County) (State MDL)
TX	County of Webb	1:18-op-45175	N.D. Ohio (Federal)
TX	County of Wichita	1:18-op-45064	N.D. Ohio (Federal)
TX	County of Williamson	19-0850-C368 / 2018-63587 (master)	MDL - In re Texas Opioid Litigation (TX - 152nd Judicial District of Harris County) (State

State	Subdivision/Special District	Case No.	Jurisdiction
			MDL)
TX	County of Wilson	2020-39831 / 2018-63587 (master)	MDL - In re Texas Opioid Litigation (TX - 152nd Judicial District of Harris County) (State MDL)
TX	County of Zavala	1:18-op-46036	N.D. Ohio (Federal)
TX	Dallas County Hospital District d/b/a Parkland Health and Hospital System	2019-85177 / 2018-63587 (master)	MDL - In re Texas Opioid Litigation (TX - 152nd Judicial District of Harris County) (State MDL)
TX	El Campo Memorial Hospital	1:18-op-45298	N.D. Ohio (Federal)
TX	Guadalupe Valley Hospital a/k/a Guadalupe Regional Medical Center	2019-85177 / 2018-63587 (master)	MDL - In re Texas Opioid Litigation (TX - 152nd Judicial District of Harris County) (State MDL)
TX	Harris County Hospital District d/b/a Harris Health System	2021-23217 / 2018-63587 (master)	MDL - In re Texas Opioid Litigation (TX - 152nd Judicial District of Harris County) (State MDL)
TX	Irving Independent School District	2020-37584 / 2018-63587 (master) / 1:21-op-45080	MDL - In re Texas Opioid Litigation (TX - 152nd Judicial District of Harris County) (State MDL) / N.D. Ohio (Federal)
TX	Nueces County Hospital District	2018-77083 / 2018-63587 (master)	MDL - In re Texas Opioid Litigation (TX - 152nd Judicial District of Harris County) (State MDL)
TX	Ochiltree County Hospital District	1:18-op-45869	N.D. Ohio (Federal)
TX	Palo Pinto County Hospital District a/k/a Palo Pinto General Hospital	2019-85177 / 2018-63587 (master)	MDL - In re Texas Opioid Litigation (TX - 152nd Judicial District of Harris County) (State MDL)
TX	Socorro Independent School District	2020-70878 / 2018-63587 (master) / 1:21-op-45080	MDL - In re Texas Opioid Litigation (TX - 152nd Judicial District of Harris County) (State MDL) / N.D. Ohio (Federal)
TX	Tarrant County Hospital District d/b/a JPS Health Network	1:21-op-45077	N.D. Ohio (Federal)
TX	Texarkana Independent School District	2020-37584 / 2018-63587 (master) / 1:21-op-45080	MDL - In re Texas Opioid Litigation (TX - 152nd Judicial District of Harris County) (State MDL) / N.D. Ohio (Federal)
TX	West Wharton County Hospital District	1:18-op-45298	N.D. Ohio (Federal)
TX	Wilson County Memorial Hospital District	2020-39831 / 2018-63587 (master)	MDL - In re Texas Opioid Litigation (TX - 152nd Judicial District of Harris County) (State MDL)
UT	County of Beaver	190500179 / 180500119 (coordinated)	MDL - In the Matter of the Utah Opioid Litigation I (UT - Summit County, Silver Summit Division) (State MDL)
UT	County of Cache	190500360 / 180500119 (coordinated)	MDL - In the Matter of the Utah Opioid Litigation I (UT - Summit County, Silver Summit Division) (State MDL)
UT	County of Carbon	1:18-op-46270	N.D. Ohio (Federal)

State	Subdivision/Special District	Case No.	Jurisdiction
UT	County of Daggett	190500359 / 180500119 (coordinated)	MDL - In the Matter of the Utah Opioid Litigation I (UT - Summit County, Silver Summit Division) (State MDL)
UT	County of Davis	180700870 / 180500119 (coordinated)	MDL - In the Matter of the Utah Opioid Litigation I (UT - Summit County, Silver Summit Division) (State MDL)
UT	County of Duchesne	190500359 / 180500119 (coordinated)	MDL - In the Matter of the Utah Opioid Litigation I (UT - Summit County, Silver Summit Division) (State MDL)
UT	County of Emery	190500430 / 180500119 (coordinated)	MDL - In the Matter of the Utah Opioid Litigation I (UT - Summit County, Silver Summit Division) (State MDL)
UT	County of Garfield	190500361 / 180500119 (coordinated)	MDL - In the Matter of the Utah Opioid Litigation I (UT - Summit County, Silver Summit Division) (State MDL)
UT	County of Grand	180700040 / 180500119 (coordinated)	MDL - In the Matter of the Utah Opioid Litigation I (UT - Summit County, Silver Summit Division) (State MDL)
UT	County of Iron	180500149 / 180500119 (coordinated)	MDL - In the Matter of the Utah Opioid Litigation I (UT - Summit County, Silver Summit Division) (State MDL)
UT	County of Juab	190500430 / 180500119 (coordinated)	MDL - In the Matter of the Utah Opioid Litigation I (UT - Summit County, Silver Summit Division) (State MDL)
UT	County of Kane	190500361 / 180500119 (coordinated)	MDL - In the Matter of the Utah Opioid Litigation I (UT - Summit County, Silver Summit Division) (State MDL)
UT	County of Millard	180700044 / 180500119 (coordinated)	MDL - In the Matter of the Utah Opioid Litigation I (UT - Summit County, Silver Summit Division) (State MDL)
UT	County of Piute	190500430 / 180500119 (coordinated)	MDL - In the Matter of the Utah Opioid Litigation I (UT - Summit County, Silver Summit Division) (State MDL)
UT	County of Rich	190500360 / 180500119 (coordinated)	MDL - In the Matter of the Utah Opioid Litigation I (UT - Summit County, Silver Summit Division) (State MDL)
UT	County of Salt Lake	180902421 / 180500119 (coordinated)	MDL - In the Matter of the Utah Opioid Litigation I (UT - Summit County, Silver Summit Division) (State MDL)
UT	County of San Juan	180700011 / 180500119 (coordinated)	MDL - In the Matter of the Utah Opioid Litigation I (UT - Summit County, Silver Summit Division) (State MDL)
UT	County of Sanpete	180600095 / 180500119 (coordinated)	MDL - In the Matter of the Utah Opioid Litigation I (UT - Summit County, Silver Summit Division) (State MDL)
UT	County of Sevier	190500430 / 180500119 (coordinated)	MDL - In the Matter of the Utah Opioid Litigation I (UT - Summit County, Silver Summit Division) (State MDL)
UT	County of Summit	190500354 / 180500119 (coordinated)	MDL - In the Matter of the Utah Opioid Litigation I (UT - Summit County, Silver

State	Subdivision/Special District	Case No.	Jurisdiction
			Summit Division) (State MDL)
UT	County of Tooele	190500355 / 180500119 (coordinated)	MDL - In the Matter of the Utah Opioid Litigation I (UT - Summit County, Silver Summit Division) (State MDL)
UT	County of Uintah	190500359 / 180500119 (coordinated)	MDL - In the Matter of the Utah Opioid Litigation I (UT - Summit County, Silver Summit Division) (State MDL)
UT	County of Utah	1:18-op-46184	N.D. Ohio (Federal)
UT	County of Wasatch	190500357 / 180500119 (coordinated)	MDL - In the Matter of the Utah Opioid Litigation I (UT - Summit County, Silver Summit Division) (State MDL)
UT	County of Washington	190500361 / 180500119 (coordinated)	MDL - In the Matter of the Utah Opioid Litigation I (UT - Summit County, Silver Summit Division) (State MDL)
UT	County of Wayne	190500430 / 180500119 (coordinated)	MDL - In the Matter of the Utah Opioid Litigation I (UT - Summit County, Silver Summit Division) (State MDL)
UT	County of Weber	190500358 / 180500119 (coordinated)	MDL - In the Matter of the Utah Opioid Litigation I (UT - Summit County, Silver Summit Division) (State MDL)
UT	Tri-County Health Department	190500359 / 180500119 (coordinated)	MDL - In the Matter of the Utah Opioid Litigation I (UT - Summit County, Silver Summit Division) (State MDL)
VA	City of Alexandria	1:19-op-45246	N.D. Ohio (Federal)
VA	City of Bristol	1:19-op-45719	N.D. Ohio (Federal)
VA	City of Buena Vista	1:20-op-45159	N.D. Ohio (Federal)
VA	City of Chesapeake	1:19-op-45712	N.D. Ohio (Federal)
VA	City of Covington	1:19-op-45799	N.D. Ohio (Federal)
VA	City of Danville	1:19-op-45730	N.D. Ohio (Federal)
VA	City of Emporia	1:19-op-46850	N.D. Ohio (Federal)
VA	City of Fairfax	1:20-op-45177	N.D. Ohio (Federal)
VA	City of Fredericksburg	1:19-op-45898	N.D. Ohio (Federal)
VA	City of Galax	1:19-op-45243	N.D. Ohio (Federal)
VA	City of Hopewell	1:19-op-45433	N.D. Ohio (Federal)
VA	City of Lexington	1:19-op-45693	N.D. Ohio (Federal)
VA	City of Martinsville	CL18000240	VA - Circuit Court for the City of Martinsville (State)
VA	City of Norfolk	1:19-op-45926	N.D. Ohio (Federal)
VA	City of Norton	1:19-op-45249	N.D. Ohio (Federal)
VA	City of Portsmouth	1:19-op-45856	N.D. Ohio (Federal)
VA	City of Radford	1:19-op-46154	N.D. Ohio (Federal)
VA	City of Richmond	1:19-op-45546	N.D. Ohio (Federal)
VA	City of Roanoke	1:19-op-45696	N.D. Ohio (Federal)
VA	City of Salem	1:19-op-45697	N.D. Ohio (Federal)
VA	City of Virginia Beach	1:18-op-46137	N.D. Ohio (Federal)
VA	City of Waynesboro	1:19-op-46152	N.D. Ohio (Federal)
VA	City of Winchester	1:20-op-45176	N.D. Ohio (Federal)
VA	County of Accomack	1:19-op-45715	N.D. Ohio (Federal)

State	Subdivision/Special District	Case No.	Jurisdiction
VA	County of Alleghany	1:19-op-45700	N.D. Ohio (Federal)
VA	County of Amherst	1:20-op-45046	N.D. Ohio (Federal)
VA	County of Arlington (County Board)	1:21-op-45078	N.D. Ohio (Federal)
VA	County of Bland	1:18-op-46065	N.D. Ohio (Federal)
VA	County of Botetourt	1:20-op-45064	N.D. Ohio (Federal)
VA	County of Buchanan	1:19-op-45253	N.D. Ohio (Federal)
VA	County of Carroll	1:18-op-46068	N.D. Ohio (Federal)
VA	County of Charlotte	1:19-op-45851	N.D. Ohio (Federal)
VA	County of Chesterfield	1:20-op-45173	N.D. Ohio (Federal)
VA	County of Culpeper	1:19-op-45849	N.D. Ohio (Federal)
VA	County of Cumberland	1:19-op-46153	N.D. Ohio (Federal)
VA	County of Dickenson	1:19-op-45252	N.D. Ohio (Federal)
VA	County of Dinwiddie	1:20-op-45291	N.D. Ohio (Federal)
VA	County of Fairfax (Board of Supervisors)	1:19-op-45766	N.D. Ohio (Federal)
VA	County of Fauquier	1:19-op-45686	N.D. Ohio (Federal)
VA	County of Floyd	1:19-op-45698	N.D. Ohio (Federal)
VA	County of Franklin	1:19-op-45701	N.D. Ohio (Federal)
VA	County of Frederick	1:20-op-45233	N.D. Ohio (Federal)
VA	County of Giles	1:19-op-45236	N.D. Ohio (Federal)
VA	County of Goochland	1:20-op-45175	N.D. Ohio (Federal)
VA	County of Grayson	1:18-op-46069	N.D. Ohio (Federal)
VA	County of Greensville	1:19-op-45848	N.D. Ohio (Federal)
VA	County of Halifax	1:19-op-45692	N.D. Ohio (Federal)
VA	County of Henrico	1:20-op-45172	N.D. Ohio (Federal)
VA	County of Henry	1:19-op-45245	N.D. Ohio (Federal)
VA	County of Isle of Wight	1:20-op-45145	N.D. Ohio (Federal)
VA	County of King and Queen	1:20-op-45138	N.D. Ohio (Federal)
VA	County of Lee	1:19-op-45251	N.D. Ohio (Federal)
VA	County of Loudoun	1:19-op-45842	N.D. Ohio (Federal)
VA	County of Louisa	1:19-op-45720	N.D. Ohio (Federal)
VA	County of Madison	1:19-op-45702	N.D. Ohio (Federal)
VA	County of Mecklenburg	1:20-op-45174	N.D. Ohio (Federal)
VA	County of Montgomery	1:19-op-45234	N.D. Ohio (Federal)
VA	County of Northampton	1:20-op-45144	N.D. Ohio (Federal)
VA	County of Northumberland	1:19-op-45688	N.D. Ohio (Federal)
VA	County of Page	1:19-op-45275	N.D. Ohio (Federal)
VA	County of Patrick	1:19-op-46149	N.D. Ohio (Federal)
VA	County of Pittsylvania	1:19-op-45247	N.D. Ohio (Federal)
VA	County of Prince George	1:19-op-45929	N.D. Ohio (Federal)
VA	County of Prince William (Board of County Supervisors)	1:19-op-45687	N.D. Ohio (Federal)
VA	County of Pulaski	1:18-op-46076	N.D. Ohio (Federal)
VA	County of Richmond	1:19-op-45546	N.D. Ohio (Federal)
VA	County of Roanoke	1:19-op-45695	N.D. Ohio (Federal)
VA	County of Rockbridge	1:19-op-45694	N.D. Ohio (Federal)
VA	County of Russell	1:18-op-46073	N.D. Ohio (Federal)
VA	County of Scott (Board of Supervisors)	1:18-op-46074	N.D. Ohio (Federal)

State	Subdivision/Special District	Case No.	Jurisdiction
VA	County of Shenandoah	1:19-op-46150	N.D. Ohio (Federal)
VA	County of Smyth	1:18-op-46077	N.D. Ohio (Federal)
VA	County of Stafford	1:20-op-45178	N.D. Ohio (Federal)
VA	County of Tazewell	1:18-op-46167	N.D. Ohio (Federal)
VA	County of Warren	1:19-op-45993	N.D. Ohio (Federal)
VA	County of Washington	1:19-op-45254	N.D. Ohio (Federal)
VA	County of Westmoreland	1:19-op-45993	N.D. Ohio (Federal)
VA	County of Wise (Board of Supervisors)	1:19-op-45907	N.D. Ohio (Federal)
VA	County of Wythe	1:18-op-46072	N.D. Ohio (Federal)
VA	Sheriff of Virginia Beach City	1:18-op-46137	N.D. Ohio (Federal)
VA	Town of Richlands	1:20-op-45193	N.D. Ohio (Federal)
VT	Town of Bennington	1:19-op-45791	N.D. Ohio (Federal)
VT	City of St. Albans	1:19-op-45721	N.D. Ohio (Federal)
WA	City of Anacortes	1:19-op-45029	N.D. Ohio (Federal)
WA	City of Bainbridge Island	1:19-op-45981	N.D. Ohio (Federal)
WA	City of Burlington	1:18-op-45173	N.D. Ohio (Federal)
WA	City of Everett	1:17-op-45046	N.D. Ohio (Federal)
WA	City of Kent	1:18-op-45590	N.D. Ohio (Federal)
WA	City of Kirkland	1:20-op-45121	N.D. Ohio (Federal)
WA	City of Lakewood	1:19-op-45221	N.D. Ohio (Federal)
WA	City of Mount Vernon	1:18-op-45173	N.D. Ohio (Federal)
WA	City of Olympia	1:18-op-46021	N.D. Ohio (Federal)
WA	City of Seattle	17-2-25504-1SEA	WA - King County Superior Court (State)
WA	City of Sedro-Woolley	1:18-op-45173	N.D. Ohio (Federal)
WA	City of Spokane	1:19-op-46092	N.D. Ohio (Federal)
WA	City of Tacoma	1:17-op-45047	N.D. Ohio (Federal)
WA	City of Vancouver	1:19-op-45908	N.D. Ohio (Federal)
WA	County of Chelan	1:18-op-46139	N.D. Ohio (Federal)
WA	County of Clallam	1:18-op-45612	N.D. Ohio (Federal)
WA	County of Clark	1:18-op-45410	N.D. Ohio (Federal)
WA	County of Franklin	1:18-op-45944	N.D. Ohio (Federal)
WA	County of Island	1:18-op-45982	N.D. Ohio (Federal)
WA	County of Jefferson	1:18-op-46023	N.D. Ohio (Federal)
WA	County of King	1:18-op-45231	N.D. Ohio (Federal)
WA	County of Kitsap	1:18-op-45956	N.D. Ohio (Federal)
WA	County of Kittitas	1:18-op-46008	N.D. Ohio (Federal)
WA	County of Lewis	1:18-op-46301	N.D. Ohio (Federal)
WA	County of Lincoln	1:19-op-45962	N.D. Ohio (Federal)
WA	County of Pierce	1:18-op-45195	N.D. Ohio (Federal)
WA	County of San Juan	1:18-op-46291	N.D. Ohio (Federal)
WA	County of Skagit	1:18-op-45173	N.D. Ohio (Federal)
WA	County of Snohomish	1:19-op-45370	N.D. Ohio (Federal)
WA	County of Spokane	1:18-op-45943	N.D. Ohio (Federal)
WA	County of Thurston	1:18-op-45409	N.D. Ohio (Federal)
WA	County of Walla Walla	1:18-op-46010	N.D. Ohio (Federal)
WA	County of Whatcom	1:18-op-45954	N.D. Ohio (Federal)
WA	County of Whitman	1:18-op-46009	N.D. Ohio (Federal)

State	Subdivision/Special District	Case No.	Jurisdiction
WA	La Conner School District	1:18-op-45173	N.D. Ohio (Federal)
WA	Mount Vernon School District	1:18-op-45173	N.D. Ohio (Federal)
WA	Sedro-Woolley School District	1:19-op-45029	N.D. Ohio (Federal)
WI	City of Cudahy	1:21-op-45097	N.D. Ohio (Federal)
WI	City of Franklin	1:21-op-45101	N.D. Ohio (Federal)
WI	City of Greenfield	1:21-op-45102	N.D. Ohio (Federal)
WI	City of Kenosha	1:20-op-45011	N.D. Ohio (Federal)
WI	City of Marinette	1:19-op-46181	N.D. Ohio (Federal)
WI	City of Milwaukee	1:20-op-45044	N.D. Ohio (Federal)
WI	City of Oak Creek	1:21-op-45103	N.D. Ohio (Federal)
WI	City of Superior	1:19-op-45331	N.D. Ohio (Federal)
WI	City of Wauwatosa	1:21-op-45104	N.D. Ohio (Federal)
WI	City of West Allis	1:21-op-45105	N.D. Ohio (Federal)
WI	County of Adams	1:17-op-45093	N.D. Ohio (Federal)
WI	County of Ashland	1:17-op-45130	N.D. Ohio (Federal)
WI	County of Barron	1:18-op-45277	N.D. Ohio (Federal)
WI	County of Bayfield	1:17-op-45168	N.D. Ohio (Federal)
WI	County of Brown	1:18-op-45117	N.D. Ohio (Federal)
WI	County of Buffalo	1:17-op-45141	N.D. Ohio (Federal)
WI	County of Burnett	1:17-op-45131	N.D. Ohio (Federal)
WI	County of Calumet	1:17-op-45142	N.D. Ohio (Federal)
WI	County of Chippewa	1:17-op-45132	N.D. Ohio (Federal)
WI	County of Clark	1:17-op-45150	N.D. Ohio (Federal)
WI	County of Columbia	1:17-op-45118	N.D. Ohio (Federal)
WI	County of Crawford	1:18-op-45117	N.D. Ohio (Federal)
WI	County of Dane	1:18-op-45802	N.D. Ohio (Federal)
WI	County of Dodge	1:17-op-45143	N.D. Ohio (Federal)
WI	County of Door	1:17-op-45104	N.D. Ohio (Federal)
WI	County of Douglas	1:17-op-45107	N.D. Ohio (Federal)
WI	County of Dunn	1:17-op-45133	N.D. Ohio (Federal)
WI	County of Eau Claire	1:17-op-45112	N.D. Ohio (Federal)
WI	County of Florence	1:17-op-45125	N.D. Ohio (Federal)
WI	County of Fond du Lac	1:17-op-45106	N.D. Ohio (Federal)
WI	County of Forest	1:17-op-45134	N.D. Ohio (Federal)
WI	County of Grant	1:17-op-45115	N.D. Ohio (Federal)
WI	County of Green	1:17-op-45096	N.D. Ohio (Federal)
WI	County of Green Lake	1:18-op-45832	N.D. Ohio (Federal)
WI	County of Iowa	1:17-op-45099	N.D. Ohio (Federal)
WI	County of Iron	1:18-op-45117	N.D. Ohio (Federal)
WI	County of Jackson	1:17-op-45121	N.D. Ohio (Federal)
WI	County of Jefferson	1:17-op-45122	N.D. Ohio (Federal)
WI	County of Juneau	1:18-op-45117	N.D. Ohio (Federal)
WI	County of Kenosha	1:17-op-45144	N.D. Ohio (Federal)
WI	County of Kewaunee	1:18-op-45117	N.D. Ohio (Federal)
WI	County of La Crosse	1:18-op-45277	N.D. Ohio (Federal)
WI	County of Lafayette	1:18-op-45277	N.D. Ohio (Federal)
WI	County of Langlade	1:17-op-45124	N.D. Ohio (Federal)

State	Subdivision/Special District	Case No.	Jurisdiction
WI	County of Lincoln	1:17-op-45167	N.D. Ohio (Federal)
WI	County of Manitowoc	1:17-op-45135	N.D. Ohio (Federal)
WI	County of Marathon	1:17-op-45095	N.D. Ohio (Federal)
WI	County of Marinette	1:17-op-45145	N.D. Ohio (Federal)
WI	County of Marquette	1:17-op-45136	N.D. Ohio (Federal)
WI	County of Menominee	1:18-op-45277	N.D. Ohio (Federal)
WI	County of Milwaukee	1:18-op-45402	N.D. Ohio (Federal)
WI	County of Monroe	1:17-op-45146	N.D. Ohio (Federal)
WI	County of Oconto	1:17-op-45120	N.D. Ohio (Federal)
WI	County of Oneida	1:17-op-45129	N.D. Ohio (Federal)
WI	County of Outagamie	1:18-op-45117	N.D. Ohio (Federal)
WI	County of Ozaukee	1:18-op-45117	N.D. Ohio (Federal)
WI	County of Pepin	1:18-op-45117	N.D. Ohio (Federal)
WI	County of Pierce	1:17-op-45165	N.D. Ohio (Federal)
WI	County of Portage	1:18-op-45117	N.D. Ohio (Federal)
WI	County of Price	1:17-op-45126	N.D. Ohio (Federal)
WI	County of Racine	1:18-op-45117	N.D. Ohio (Federal)
WI	County of Richland	1:18-op-45117	N.D. Ohio (Federal)
WI	County of Rock	1:17-op-45108	N.D. Ohio (Federal)
WI	County of Rusk	1:17-op-45116	N.D. Ohio (Federal)
WI	County of Sauk	1:17-op-45098	N.D. Ohio (Federal)
WI	County of Sawyer	1:17-op-45137	N.D. Ohio (Federal)
WI	County of Shawano	1:17-op-45119	N.D. Ohio (Federal)
WI	County of Sheboygan	1:17-op-45128	N.D. Ohio (Federal)
WI	County of St. Croix	1:17-op-45147	N.D. Ohio (Federal)
WI	County of Taylor	1:18-op-45832	N.D. Ohio (Federal)
WI	County of Trempealeau	1:17-op-45138	N.D. Ohio (Federal)
WI	County of Vernon	1:17-op-45148	N.D. Ohio (Federal)
WI	County of Vilas	1:18-op-45832	N.D. Ohio (Federal)
WI	County of Walworth	1:18-op-45988	N.D. Ohio (Federal)
WI	County of Washburn	1:17-op-45123	N.D. Ohio (Federal)
WI	County of Washington	1:17-op-45114	N.D. Ohio (Federal)
WI	County of Waukesha	1:18-op-45978	N.D. Ohio (Federal)
WI	County of Waupaca	1:17-op-45166	N.D. Ohio (Federal)
WI	County of Waushara	1:17-op-45139	N.D. Ohio (Federal)
WI	County of Winnebago	1:18-op-45117	N.D. Ohio (Federal)
WI	County of Wood	1:17-op-45127	N.D. Ohio (Federal)
WI	Village of Pleasant Prairie	1:20-op-45010	N.D. Ohio (Federal)
WY	City of Casper	1:19-op-45079	N.D. Ohio (Federal)
WY	City of Cheyenne	1:19-op-45280	N.D. Ohio (Federal)
WY	City of Green River	1:19-op-45764	N.D. Ohio (Federal)
WY	City of Riverton	1:19-op-45558	N.D. Ohio (Federal)
WY	City of Rock Springs	1:19-op-45265	N.D. Ohio (Federal)
WY	County of Carbon	1:18-op-45625	N.D. Ohio (Federal)
WY	County of Sweetwater	1:19-op-45031	N.D. Ohio (Federal)

EXHIBIT D
[Intentionally Omitted]

EXHIBIT E
List of Opioid Remediation Uses

Schedule A

Core Strategies

Settling States and **Exhibit G** Participants may choose from among the abatement strategies listed in Schedule B. However, priority may be given to the following core abatement strategies (“*Core Strategies*”).¹

A. NALOXONE OR OTHER FDA-APPROVED DRUG TO REVERSE OPIOID OVERDOSES

1. Expand training for first responders, schools, community support groups and families; and
2. Increase distribution to individuals who are uninsured or whose insurance does not cover the needed service.

B. MEDICATION-ASSISTED TREATMENT (“MAT”) DISTRIBUTION AND OTHER OPIOID-RELATED TREATMENT

1. Increase distribution of MAT to individuals who are uninsured or whose insurance does not cover the needed service;
2. Provide education to school-based and youth-focused programs that discourage or prevent misuse;
3. Provide MAT education and awareness training to healthcare providers, EMTs, law enforcement, and other first responders; and
4. Provide treatment and recovery support services such as residential and inpatient treatment, intensive outpatient treatment, outpatient therapy or counseling, and recovery housing that allow or integrate medication and with other support services.

C. PREGNANT & POSTPARTUM WOMEN

1. Expand Screening, Brief Intervention, and Referral to Treatment (“*SBIRT*”) services to non-Medicaid eligible or uninsured pregnant women;
2. Expand comprehensive evidence-based treatment and recovery services, including MAT, for women with co-occurring Opioid Use Disorder (“*OUD*”) and other

¹ As used in this Schedule A, words like “expand,” “fund,” “provide” or the like shall not indicate a preference for new or existing programs.

Substance Use Disorder (“SUD”)/Mental Health disorders for uninsured individuals for up to 12 months postpartum; and

3. Provide comprehensive wrap-around services to individuals with OUD, including housing, transportation, job placement/training, and childcare.

D. EXPANDING TREATMENT FOR NEONATAL ABSTINENCE SYNDROME (“NAS”)

1. Expand comprehensive evidence-based and recovery support for NAS babies;
2. Expand services for better continuum of care with infant-need dyad; and
3. Expand long-term treatment and services for medical monitoring of NAS babies and their families.

E. EXPANSION OF WARM HAND-OFF PROGRAMS AND RECOVERY SERVICES

1. Expand services such as navigators and on-call teams to begin MAT in hospital emergency departments;
2. Expand warm hand-off services to transition to recovery services;
3. Broaden scope of recovery services to include co-occurring SUD or mental health conditions;
4. Provide comprehensive wrap-around services to individuals in recovery, including housing, transportation, job placement/training, and childcare; and
5. Hire additional social workers or other behavioral health workers to facilitate expansions above.

F. TREATMENT FOR INCARCERATED POPULATION

1. Provide evidence-based treatment and recovery support, including MAT for persons with OUD and co-occurring SUD/MH disorders within and transitioning out of the criminal justice system; and
2. Increase funding for jails to provide treatment to inmates with OUD.

G. PREVENTION PROGRAMS

1. Funding for media campaigns to prevent opioid use (similar to the FDA’s “Real Cost” campaign to prevent youth from misusing tobacco);

2. Funding for evidence-based prevention programs in schools;
3. Funding for medical provider education and outreach regarding best prescribing practices for opioids consistent with CDC guidelines, including providers at hospitals (academic detailing);
4. Funding for community drug disposal programs; and
5. Funding and training for first responders to participate in pre-arrest diversion programs, post-overdose response teams, or similar strategies that connect at-risk individuals to behavioral health services and supports.

H. EXPANDING SYRINGE SERVICE PROGRAMS

1. Provide comprehensive syringe services programs with more wrap-around services, including linkage to OUD treatment, access to sterile syringes and linkage to care and treatment of infectious diseases.

I. EVIDENCE-BASED DATA COLLECTION AND RESEARCH ANALYZING THE EFFECTIVENESS OF THE ABATEMENT STRATEGIES WITHIN THE STATE

Schedule B

Approved Uses

Support treatment of Opioid Use Disorder (OUD) and any co-occurring Substance Use Disorder or Mental Health (SUD/MH) conditions through evidence-based or evidence-informed programs or strategies that may include, but are not limited to, the following:

PART ONE: TREATMENT

A. TREAT OPIOID USE DISORDER (OUD)

Support treatment of Opioid Use Disorder (“OUD”) and any co-occurring Substance Use Disorder or Mental Health (“SUD/MH”) conditions through evidence-based or evidence-informed programs or strategies that may include, but are not limited to, those that:²

1. Expand availability of treatment for OUD and any co-occurring SUD/MH conditions, including all forms of Medication-Assisted Treatment (“MAT”) approved by the U.S. Food and Drug Administration.
2. Support and reimburse evidence-based services that adhere to the American Society of Addiction Medicine (“ASAM”) continuum of care for OUD and any co-occurring SUD/MH conditions.
3. Expand telehealth to increase access to treatment for OUD and any co-occurring SUD/MH conditions, including MAT, as well as counseling, psychiatric support, and other treatment and recovery support services.
4. Improve oversight of Opioid Treatment Programs (“OTPs”) to assure evidence-based or evidence-informed practices such as adequate methadone dosing and low threshold approaches to treatment.
5. Support mobile intervention, treatment, and recovery services, offered by qualified professionals and service providers, such as peer recovery coaches, for persons with OUD and any co-occurring SUD/MH conditions and for persons who have experienced an opioid overdose.
6. Provide treatment of trauma for individuals with OUD (*e.g.*, violence, sexual assault, human trafficking, or adverse childhood experiences) and family members (*e.g.*, surviving family members after an overdose or overdose fatality), and training of health care personnel to identify and address such trauma.

² As used in this Schedule B, words like “expand,” “fund,” “provide” or the like shall not indicate a preference for new or existing programs.

7. Support evidence-based withdrawal management services for people with OUD and any co-occurring mental health conditions.
8. Provide training on MAT for health care providers, first responders, students, or other supporting professionals, such as peer recovery coaches or recovery outreach specialists, including telementoring to assist community-based providers in rural or underserved areas.
9. Support workforce development for addiction professionals who work with persons with OUD and any co-occurring SUD/MH conditions.
10. Offer fellowships for addiction medicine specialists for direct patient care, instructors, and clinical research for treatments.
11. Offer scholarships and supports for behavioral health practitioners or workers involved in addressing OUD and any co-occurring SUD/MH or mental health conditions, including, but not limited to, training, scholarships, fellowships, loan repayment programs, or other incentives for providers to work in rural or underserved areas.
12. Provide funding and training for clinicians to obtain a waiver under the federal Drug Addiction Treatment Act of 2000 (“*DATA 2000*”) to prescribe MAT for OUD, and provide technical assistance and professional support to clinicians who have obtained a DATA 2000 waiver.
13. Disseminate web-based training curricula, such as the American Academy of Addiction Psychiatry’s Provider Clinical Support Service–Opioids web-based training curriculum and motivational interviewing.
14. Develop and disseminate new curricula, such as the American Academy of Addiction Psychiatry’s Provider Clinical Support Service for Medication–Assisted Treatment.

B. SUPPORT PEOPLE IN TREATMENT AND RECOVERY

Support people in recovery from OUD and any co-occurring SUD/MH conditions through evidence-based or evidence-informed programs or strategies that may include, but are not limited to, the programs or strategies that:

1. Provide comprehensive wrap-around services to individuals with OUD and any co-occurring SUD/MH conditions, including housing, transportation, education, job placement, job training, or childcare.
2. Provide the full continuum of care of treatment and recovery services for OUD and any co-occurring SUD/MH conditions, including supportive housing, peer support services and counseling, community navigators, case management, and connections to community-based services.

3. Provide counseling, peer-support, recovery case management and residential treatment with access to medications for those who need it to persons with OUD and any co-occurring SUD/MH conditions.
4. Provide access to housing for people with OUD and any co-occurring SUD/MH conditions, including supportive housing, recovery housing, housing assistance programs, training for housing providers, or recovery housing programs that allow or integrate FDA-approved medication with other support services.
5. Provide community support services, including social and legal services, to assist in deinstitutionalizing persons with OUD and any co-occurring SUD/MH conditions.
6. Support or expand peer-recovery centers, which may include support groups, social events, computer access, or other services for persons with OUD and any co-occurring SUD/MH conditions.
7. Provide or support transportation to treatment or recovery programs or services for persons with OUD and any co-occurring SUD/MH conditions.
8. Provide employment training or educational services for persons in treatment for or recovery from OUD and any co-occurring SUD/MH conditions.
9. Identify successful recovery programs such as physician, pilot, and college recovery programs, and provide support and technical assistance to increase the number and capacity of high-quality programs to help those in recovery.
10. Engage non-profits, faith-based communities, and community coalitions to support people in treatment and recovery and to support family members in their efforts to support the person with OUD in the family.
11. Provide training and development of procedures for government staff to appropriately interact and provide social and other services to individuals with or in recovery from OUD, including reducing stigma.
12. Support stigma reduction efforts regarding treatment and support for persons with OUD, including reducing the stigma on effective treatment.
13. Create or support culturally appropriate services and programs for persons with OUD and any co-occurring SUD/MH conditions, including new Americans.
14. Create and/or support recovery high schools.
15. Hire or train behavioral health workers to provide or expand any of the services or supports listed above.

C. CONNECT PEOPLE WHO NEED HELP TO THE HELP THEY NEED (CONNECTIONS TO CARE)

Provide connections to care for people who have—or are at risk of developing—OUD and any co-occurring SUD/MH conditions through evidence-based or evidence-informed programs or strategies that may include, but are not limited to, those that:

1. Ensure that health care providers are screening for OUD and other risk factors and know how to appropriately counsel and treat (or refer if necessary) a patient for OUD treatment.
2. Fund SBIRT programs to reduce the transition from use to disorders, including SBIRT services to pregnant women who are uninsured or not eligible for Medicaid.
3. Provide training and long-term implementation of SBIRT in key systems (health, schools, colleges, criminal justice, and probation), with a focus on youth and young adults when transition from misuse to opioid disorder is common.
4. Purchase automated versions of SBIRT and support ongoing costs of the technology.
5. Expand services such as navigators and on-call teams to begin MAT in hospital emergency departments.
6. Provide training for emergency room personnel treating opioid overdose patients on post-discharge planning, including community referrals for MAT, recovery case management or support services.
7. Support hospital programs that transition persons with OUD and any co-occurring SUD/MH conditions, or persons who have experienced an opioid overdose, into clinically appropriate follow-up care through a bridge clinic or similar approach.
8. Support crisis stabilization centers that serve as an alternative to hospital emergency departments for persons with OUD and any co-occurring SUD/MH conditions or persons that have experienced an opioid overdose.
9. Support the work of Emergency Medical Systems, including peer support specialists, to connect individuals to treatment or other appropriate services following an opioid overdose or other opioid-related adverse event.
10. Provide funding for peer support specialists or recovery coaches in emergency departments, detox facilities, recovery centers, recovery housing, or similar settings; offer services, supports, or connections to care to persons with OUD and any co-occurring SUD/MH conditions or to persons who have experienced an opioid overdose.

11. Expand warm hand-off services to transition to recovery services.
12. Create or support school-based contacts that parents can engage with to seek immediate treatment services for their child; and support prevention, intervention, treatment, and recovery programs focused on young people.
13. Develop and support best practices on addressing OUD in the workplace.
14. Support assistance programs for health care providers with OUD.
15. Engage non-profits and the faith community as a system to support outreach for treatment.
16. Support centralized call centers that provide information and connections to appropriate services and supports for persons with OUD and any co-occurring SUD/MH conditions.

D. ADDRESS THE NEEDS OF CRIMINAL JUSTICE-INVOLVED PERSONS

Address the needs of persons with OUD and any co-occurring SUD/MH conditions who are involved in, are at risk of becoming involved in, or are transitioning out of the criminal justice system through evidence-based or evidence-informed programs or strategies that may include, but are not limited to, those that:

1. Support pre-arrest or pre-arraignment diversion and deflection strategies for persons with OUD and any co-occurring SUD/MH conditions, including established strategies such as:
 - a. Self-referral strategies such as the Angel Programs or the Police Assisted Addiction Recovery Initiative (“*PAARP*”);
 - b. Active outreach strategies such as the Drug Abuse Response Team (“*DART*”) model;
 - c. “Naloxone Plus” strategies, which work to ensure that individuals who have received naloxone to reverse the effects of an overdose are then linked to treatment programs or other appropriate services;
 - d. Officer prevention strategies, such as the Law Enforcement Assisted Diversion (“*LEAD*”) model;
 - e. Officer intervention strategies such as the Leon County, Florida Adult Civil Citation Network or the Chicago Westside Narcotics Diversion to Treatment Initiative; or
 - f. Co-responder and/or alternative responder models to address OUD-related 911 calls with greater SUD expertise.

2. Support pre-trial services that connect individuals with OUD and any co-occurring SUD/MH conditions to evidence-informed treatment, including MAT, and related services.
3. Support treatment and recovery courts that provide evidence-based options for persons with OUD and any co-occurring SUD/MH conditions.
4. Provide evidence-informed treatment, including MAT, recovery support, harm reduction, or other appropriate services to individuals with OUD and any co-occurring SUD/MH conditions who are incarcerated in jail or prison.
5. Provide evidence-informed treatment, including MAT, recovery support, harm reduction, or other appropriate services to individuals with OUD and any co-occurring SUD/MH conditions who are leaving jail or prison or have recently left jail or prison, are on probation or parole, are under community corrections supervision, or are in re-entry programs or facilities.
6. Support critical time interventions (“CTP”), particularly for individuals living with dual-diagnosis OUD/serious mental illness, and services for individuals who face immediate risks and service needs and risks upon release from correctional settings.
7. Provide training on best practices for addressing the needs of criminal justice-involved persons with OUD and any co-occurring SUD/MH conditions to law enforcement, correctional, or judicial personnel or to providers of treatment, recovery, harm reduction, case management, or other services offered in connection with any of the strategies described in this section.

E. ADDRESS THE NEEDS OF PREGNANT OR PARENTING WOMEN AND THEIR FAMILIES, INCLUDING BABIES WITH NEONATAL ABSTINENCE SYNDROME

Address the needs of pregnant or parenting women with OUD and any co-occurring SUD/MH conditions, and the needs of their families, including babies with neonatal abstinence syndrome (“NAS”), through evidence-based or evidence-informed programs or strategies that may include, but are not limited to, those that:

1. Support evidence-based or evidence-informed treatment, including MAT, recovery services and supports, and prevention services for pregnant women—or women who could become pregnant—who have OUD and any co-occurring SUD/MH conditions, and other measures to educate and provide support to families affected by Neonatal Abstinence Syndrome.
2. Expand comprehensive evidence-based treatment and recovery services, including MAT, for uninsured women with OUD and any co-occurring SUD/MH conditions for up to 12 months postpartum.

3. Provide training for obstetricians or other healthcare personnel who work with pregnant women and their families regarding treatment of OUD and any co-occurring SUD/MH conditions.
4. Expand comprehensive evidence-based treatment and recovery support for NAS babies; expand services for better continuum of care with infant-need dyad; and expand long-term treatment and services for medical monitoring of NAS babies and their families.
5. Provide training to health care providers who work with pregnant or parenting women on best practices for compliance with federal requirements that children born with NAS get referred to appropriate services and receive a plan of safe care.
6. Provide child and family supports for parenting women with OUD and any co-occurring SUD/MH conditions.
7. Provide enhanced family support and child care services for parents with OUD and any co-occurring SUD/MH conditions.
8. Provide enhanced support for children and family members suffering trauma as a result of addiction in the family; and offer trauma-informed behavioral health treatment for adverse childhood events.
9. Offer home-based wrap-around services to persons with OUD and any co-occurring SUD/MH conditions, including, but not limited to, parent skills training.
10. Provide support for Children’s Services—Fund additional positions and services, including supportive housing and other residential services, relating to children being removed from the home and/or placed in foster care due to custodial opioid use.

PART TWO: PREVENTION

A. PREVENT OVER-PRESCRIBING AND ENSURE APPROPRIATE PRESCRIBING AND DISPENSING OF OPIOIDS

Support efforts to prevent over-prescribing and ensure appropriate prescribing and dispensing of opioids through evidence-based or evidence-informed programs or strategies that may include, but are not limited to, the following:

1. Funding medical provider education and outreach regarding best prescribing practices for opioids consistent with the Guidelines for Prescribing Opioids for Chronic Pain from the U.S. Centers for Disease Control and Prevention, including providers at hospitals (academic detailing).

2. Training for health care providers regarding safe and responsible opioid prescribing, dosing, and tapering patients off opioids.
3. Continuing Medical Education (CME) on appropriate prescribing of opioids.
4. Providing Support for non-opioid pain treatment alternatives, including training providers to offer or refer to multi-modal, evidence-informed treatment of pain.
5. Supporting enhancements or improvements to Prescription Drug Monitoring Programs (“*PDMPs*”), including, but not limited to, improvements that:
 - a. Increase the number of prescribers using *PDMPs*;
 - b. Improve point-of-care decision-making by increasing the quantity, quality, or format of data available to prescribers using *PDMPs*, by improving the interface that prescribers use to access *PDMP* data, or both; or
 - c. Enable states to use *PDMP* data in support of surveillance or intervention strategies, including MAT referrals and follow-up for individuals identified within *PDMP* data as likely to experience OUD in a manner that complies with all relevant privacy and security laws and rules.
6. Ensuring *PDMPs* incorporate available overdose/naloxone deployment data, including the United States Department of Transportation’s Emergency Medical Technician overdose database in a manner that complies with all relevant privacy and security laws and rules.
7. Increasing electronic prescribing to prevent diversion or forgery.
8. Educating dispensers on appropriate opioid dispensing.

B. PREVENT MISUSE OF OPIOIDS

Support efforts to discourage or prevent misuse of opioids through evidence-based or evidence-informed programs or strategies that may include, but are not limited to, the following:

1. Funding media campaigns to prevent opioid misuse.
2. Corrective advertising or affirmative public education campaigns based on evidence.
3. Public education relating to drug disposal.
4. Drug take-back disposal or destruction programs.

5. Funding community anti-drug coalitions that engage in drug prevention efforts.
6. Supporting community coalitions in implementing evidence-informed prevention, such as reduced social access and physical access, stigma reduction—including staffing, educational campaigns, support for people in treatment or recovery, or training of coalitions in evidence-informed implementation, including the Strategic Prevention Framework developed by the U.S. Substance Abuse and Mental Health Services Administration (“SAMHSA”).
7. Engaging non-profits and faith-based communities as systems to support prevention.
8. Funding evidence-based prevention programs in schools or evidence-informed school and community education programs and campaigns for students, families, school employees, school athletic programs, parent-teacher and student associations, and others.
9. School-based or youth-focused programs or strategies that have demonstrated effectiveness in preventing drug misuse and seem likely to be effective in preventing the uptake and use of opioids.
10. Create or support community-based education or intervention services for families, youth, and adolescents at risk for OUD and any co-occurring SUD/MH conditions.
11. Support evidence-informed programs or curricula to address mental health needs of young people who may be at risk of misusing opioids or other drugs, including emotional modulation and resilience skills.
12. Support greater access to mental health services and supports for young people, including services and supports provided by school nurses, behavioral health workers or other school staff, to address mental health needs in young people that (when not properly addressed) increase the risk of opioid or another drug misuse.

C. PREVENT OVERDOSE DEATHS AND OTHER HARMS (HARM REDUCTION)

Support efforts to prevent or reduce overdose deaths or other opioid-related harms through evidence-based or evidence-informed programs or strategies that may include, but are not limited to, the following:

1. Increased availability and distribution of naloxone and other drugs that treat overdoses for first responders, overdose patients, individuals with OUD and their friends and family members, schools, community navigators and outreach workers, persons being released from jail or prison, or other members of the general public.
2. Public health entities providing free naloxone to anyone in the community.

3. Training and education regarding naloxone and other drugs that treat overdoses for first responders, overdose patients, patients taking opioids, families, schools, community support groups, and other members of the general public.
4. Enabling school nurses and other school staff to respond to opioid overdoses, and provide them with naloxone, training, and support.
5. Expanding, improving, or developing data tracking software and applications for overdoses/naloxone revivals.
6. Public education relating to emergency responses to overdoses.
7. Public education relating to immunity and Good Samaritan laws.
8. Educating first responders regarding the existence and operation of immunity and Good Samaritan laws.
9. Syringe service programs and other evidence-informed programs to reduce harms associated with intravenous drug use, including supplies, staffing, space, peer support services, referrals to treatment, fentanyl checking, connections to care, and the full range of harm reduction and treatment services provided by these programs.
10. Expanding access to testing and treatment for infectious diseases such as HIV and Hepatitis C resulting from intravenous opioid use.
11. Supporting mobile units that offer or provide referrals to harm reduction services, treatment, recovery supports, health care, or other appropriate services to persons that use opioids or persons with OUD and any co-occurring SUD/MH conditions.
12. Providing training in harm reduction strategies to health care providers, students, peer recovery coaches, recovery outreach specialists, or other professionals that provide care to persons who use opioids or persons with OUD and any co-occurring SUD/MH conditions.
13. Supporting screening for fentanyl in routine clinical toxicology testing.

PART THREE: OTHER STRATEGIES

A. FIRST RESPONDERS

In addition to items in section C, D and H relating to first responders, support the following:

1. Education of law enforcement or other first responders regarding appropriate practices and precautions when dealing with fentanyl or other drugs.

2. Provision of wellness and support services for first responders and others who experience secondary trauma associated with opioid-related emergency events.

B. LEADERSHIP, PLANNING AND COORDINATION

Support efforts to provide leadership, planning, coordination, facilitations, training and technical assistance to abate the opioid epidemic through activities, programs, or strategies that may include, but are not limited to, the following:

1. Statewide, regional, local or community regional planning to identify root causes of addiction and overdose, goals for reducing harms related to the opioid epidemic, and areas and populations with the greatest needs for treatment intervention services, and to support training and technical assistance and other strategies to abate the opioid epidemic described in this opioid abatement strategy list.
2. A dashboard to (a) share reports, recommendations, or plans to spend opioid settlement funds; (b) to show how opioid settlement funds have been spent; (c) to report program or strategy outcomes; or (d) to track, share or visualize key opioid- or health-related indicators and supports as identified through collaborative statewide, regional, local or community processes.
3. Invest in infrastructure or staffing at government or not-for-profit agencies to support collaborative, cross-system coordination with the purpose of preventing overprescribing, opioid misuse, or opioid overdoses, treating those with OUD and any co-occurring SUD/MH conditions, supporting them in treatment or recovery, connecting them to care, or implementing other strategies to abate the opioid epidemic described in this opioid abatement strategy list.
4. Provide resources to staff government oversight and management of opioid abatement programs.

C. TRAINING

In addition to the training referred to throughout this document, support training to abate the opioid epidemic through activities, programs, or strategies that may include, but are not limited to, those that:

1. Provide funding for staff training or networking programs and services to improve the capability of government, community, and not-for-profit entities to abate the opioid crisis.
2. Support infrastructure and staffing for collaborative cross-system coordination to prevent opioid misuse, prevent overdoses, and treat those with OUD and any co-occurring SUD/MH conditions, or implement other strategies to abate the opioid epidemic described in this opioid abatement strategy list (*e.g.*, health care, primary care, pharmacies, PDMPs, etc.).

D. RESEARCH

Support opioid abatement research that may include, but is not limited to, the following:

1. Monitoring, surveillance, data collection and evaluation of programs and strategies described in this opioid abatement strategy list.
2. Research non-opioid treatment of chronic pain.
3. Research on improved service delivery for modalities such as SBIRT that demonstrate promising but mixed results in populations vulnerable to opioid use disorders.
4. Research on novel harm reduction and prevention efforts such as the provision of fentanyl test strips.
5. Research on innovative supply-side enforcement efforts such as improved detection of mail-based delivery of synthetic opioids.
6. Expanded research on swift/certain/fair models to reduce and deter opioid misuse within criminal justice populations that build upon promising approaches used to address other substances (*e.g.*, Hawaii HOPE and Dakota 24/7).
7. Epidemiological surveillance of OUD-related behaviors in critical populations, including individuals entering the criminal justice system, including, but not limited to approaches modeled on the Arrestee Drug Abuse Monitoring (“*ADAM*”) system.
8. Qualitative and quantitative research regarding public health risks and harm reduction opportunities within illicit drug markets, including surveys of market participants who sell or distribute illicit opioids.
9. Geospatial analysis of access barriers to MAT and their association with treatment engagement and treatment outcomes.

EXHIBIT F-1
List of States and Pre-Credit Overall Allocation Percentages

Alabama	1.5958653635%
Alaska	0.2283101787%
American Samoa	0.0171221696%
Arizona	2.3755949882%
Arkansas	0.9322152924%
California	9.9213830698%
Colorado	1.6616291219%
Connecticut	1.2938102647%
Delaware	0.4420285052%
District of Columbia	0.1799774824%
Florida	7.0259134409%
Georgia	2.7882080114%
Guam	0.0480366565%
Hawaii	0.3246488040%
Idaho	0.4919080117%
Illinois	3.3263363702%
Indiana	2.2168933059%
Iowa	0.7419256132%
Kansas	0.7840793410%
Kentucky	1.9963344879%
Louisiana	1.4650905059%
Maine	0.5293231313%
Maryland	2.1106090494%
Massachusetts	2.3035761083%
Michigan	3.4020234989%
Minnesota	1.2972597706%
Mississippi	0.8624327860%
Missouri	2.0056475170%
Montana	0.3125481816%
N. Mariana Islands	0.0167059202%
Nebraska	0.4171546352%
Nevada	1.2017657135%
New Hampshire	0.5784834777%
New Jersey	2.7551354545%
New Mexico	0.7989379794%
New York	5.3903813405%
North Carolina	3.2502525994%

North Dakota	0.1700251989%
Ohio	4.3567051408%
Oklahoma	1.5322312508%
Oregon	1.3741405009%
Pennsylvania	4.5882419559%
Puerto Rico	0.7101195950%
Rhode Island	0.4465429178%
South Carolina	1.5393083548%
South Dakota	0.1982071487%
Tennessee	2.6881474977%
Texas	6.2932157196%
Utah	1.1466798699%
Vermont	0.2544890561%
Virgin Islands	0.0315673573%
Virginia	2.2801150757%
Washington	2.3189040182%
West Virginia	1.0567416533%
Wisconsin	1.7582560561%
Wyoming	0.1668134842%

EXHIBIT F-2
List of Eligible Settling States and Overall Allocation Percentages

Alabama	1.89200243102%
Alaska	0.27067660158%
American Samoa	0.02029944832%
Arizona	2.81642273552%
Arkansas	1.10520200495%
California	11.44545606988%
Colorado	1.96996965401%
Connecticut	1.53389641887%
Delaware	0.52405361097%
District of Columbia	0.21337503900%
Georgia	3.30560237492%
Guam	0.05695058797%
Hawaii	0.38489232262%
Idaho	0.58318901784%
Illinois	3.94358862758%
Indiana	2.62827154459%
Iowa	0.87960118435%
Kansas	0.92957717690%
Kentucky	2.36678468650%
Maine	0.62754708146%
Maryland	2.50226462938%
Massachusetts	2.73103965821%
Michigan	4.03332065304%
Minnesota	1.53798603302%
Mississippi	1.02247029410%
Missouri	2.37782588971%
Montana	0.37054624593%
N. Mariana Islands	0.01980595749%
Nebraska	0.49456401641%
Nevada	1.42477160259%
New Hampshire	0.68582987703%
New Jersey	3.26639270254%
New Mexico	0.94719306138%
North Carolina	3.85338635698%
North Dakota	0.20157595806%
Ohio	5.16515798008%
Oklahoma	1.81656004174%

Oregon	1.62913315104%
Pennsylvania	5.43965996948%
Puerto Rico	0.84189307619%
South Carolina	1.82495040990%
South Dakota	0.23498749685%
Tennessee	3.18697411246%
Texas	7.46101752221%
Utah	1.35946374363%
Vermont	0.30171336741%
Virgin Islands	0.03742516012%
Virginia	2.70322507443%
Washington	2.74921189468%
Wisconsin	2.08452718413%
Wyoming	0.19776826088%

EXHIBIT G

Subdivisions Eligible to Receive Direct Allocations from the Subdivision Fund and Default Subdivision Fund Allocation Percentages

The Subdivisions and Special Districts set forth on this **Exhibit G** are eligible to receive direct allocations from the Subdivision Fund, if such Subdivisions and Special Districts are otherwise eligible to receive such funds under this Agreement. By default, the Subdivisions and Special Districts set forth on this **Exhibit G** shall include all Subdivisions and Special Districts set forth on **Exhibit G** of the national opioid settlement agreement dated July 21, 2021 with Janssen Pharmaceuticals, Inc., et al., including all amendments up to the Preliminary Agreement Date of this agreement. A State may elect to add any additional Subdivisions and Special Districts to this **Exhibit G** at any time prior to the Initial Participation Date.

Immediately upon the effectiveness of any State-Subdivision Agreement, Allocation Statute, Statutory Trust, or voluntary redistribution allowed by **subsection VIII.E.3** (or upon the effectiveness of an amendment to any State-Subdivision Agreement, Allocation Statute, Statutory Trust, or voluntary redistribution allowed by **subsection VIII.E.3**) that addresses allocation from the Subdivision Fund, whether before or after the Initial Participation Date, this **Exhibit G** will automatically be amended to reflect the allocation from the Subdivision Fund pursuant to the State-Subdivision Agreement, Allocation Statute, Statutory Trust, or voluntary redistribution allowed by **subsection VIII.E.3**.

For the avoidance of doubt, inclusion on this **Exhibit G** shall not create any claim for any amount of the Settlement Fund, and no such amounts shall be allocated or distributed to any Subdivision or Special District included herein if such Subdivision or Special District does not otherwise meet all requirements to receive any such funds pursuant to the Agreement.

State ID	Qualifying Subdivision	Consolidated State Allocation
AL1	Abbeville City, Alabama	0.05373276788371%
AL2	Alabaster City, Alabama	0.50906155914420%
AL3	Albertville City, Alabama	0.30073173498551%
AL4	Alexander City, Alabama	0.31021586558805%
AL5	Anniston City, Alabama	0.80101152336447%
AL6	Arab City, Alabama	0.19249341507944%
AL7	Argo Town, Alabama	0.02394095067075%
AL8	Ashland Town, Alabama	0.03903714157458%
AL9	Ashville City, Alabama	0.01799180180480%
AL10	Athens City, Alabama	0.34982234331958%
AL11	Attalla City, Alabama	0.16452490218524%
AL12	Auburn City, Alabama	0.49379760320342%
AL13	Autauga County, Alabama	0.25196509791885%
AL14	Baldwin County, Alabama	1.47023732753838%
AL15	Barbour County, Alabama	0.07277031699064%
AL235	Bay Minette City, Alabama	0.12614031368064%
AL16	Berry Town, Alabama	0.02060389726110%
AL17	Bessemer City, Alabama	0.58643322270761%
AL18	Bibb County, Alabama	0.32904730429155%
AL19	Birmingham City, Alabama	4.18442675390468%
AL20	Blount County, Alabama	0.74378299576171%
AL21	Boaz City, Alabama	0.16593254403002%
AL22	Brent City, Alabama	0.06233303941215%
AL236	Brewton City, Alabama	0.22130588319049%
AL23	Bridgeport City, Alabama	0.00151300231408%
AL24	Brookwood Town, Alabama	0.00696629136887%
AL25	Brundidge City, Alabama	0.01089862331296%
AL26	Bullock County, Alabama	0.06418709145492%
AL27	Butler County, Alabama	0.05373624201937%
AL28	Butler Town, Alabama	0.08203304449913%
AL29	Calera City, Alabama	0.24319709382201%
AL30	Calhoun County, Alabama	0.73004532177506%
AL31	Camp Hill Town, Alabama	0.00607441256105%
AL32	Carbon Hill City, Alabama	0.09325758719295%
AL33	Cedar Bluff Town, Alabama	0.05726177540570%
AL34	Center Point City, Alabama	0.01073160505284%
AL35	Centre City, Alabama	0.14450358825257%
AL36	Centreville City, Alabama	0.02291656767950%
AL37	Chambers County, Alabama	0.42645541213545%
AL39	Cherokee County, Alabama	0.30474566041478%
AL40	Cherokee Town, Alabama	0.00837480986470%
AL41	Chickasaw City, Alabama	0.08065098787772%
AL237	Childersburg City, Alabama	0.09673766459870%
AL42	Chilton County, Alabama	0.65834253848868%
AL43	Choctaw County, Alabama	0.12575403525127%
AL44	Clanton City, Alabama	0.16879497206515%
AL45	Clarke County, Alabama	0.24012462668797%
AL46	Clay County, Alabama	0.16558350703617%
AL47	Cleburne County, Alabama	0.20515352257755%

State ID	Qualifying Subdivision	Consolidated State Allocation
AL48	Cleveland Town, Alabama	0.01274799988344%
AL49	Coffee County, Alabama	0.31178909707642%
AL50	Colbert County, Alabama	0.31838531182613%
AL238	Columbiana City, Alabama	0.05006719760858%
AL51	Conecuh County, Alabama	0.15445396734178%
AL52	Coosa County, Alabama	0.12178647492221%
AL53	Cordova City, Alabama	0.09563175305939%
AL54	Covington County, Alabama	0.45692575726444%
AL55	Crenshaw County, Alabama	0.14376470128801%
AL56	Cullman City, Alabama	0.53795721169973%
AL57	Cullman County, Alabama	0.89679454743357%
AL58	Dadeville City, Alabama	0.02418310117309%
AL59	Dale County, Alabama	0.24320907471975%
AL60	Daleville City, Alabama	0.07752611649176%
AL61	Dallas County, Alabama	0.20683597829357%
AL62	Daphne City, Alabama	0.32129647516618%
AL63	Dauphin Island Town, Alabama	0.04612275489251%
AL64	De Kalb County, Alabama	0.40059258260517%
AL65	Decatur City, Alabama	1.88368966680214%
AL66	Demopolis City, Alabama	0.14633737991542%
AL67	Dora City, Alabama	0.09240281994643%
AL68	Dothan City, Alabama	1.09030734534639%
AL69	Double Springs Town, Alabama	0.08025220905367%
AL70	Douglas Town, Alabama	0.00097275798472%
AL239	East Brewton City, Alabama	0.02656781932074%
AL71	Elmore County, Alabama	0.55644997087924%
AL72	Enterprise City, Alabama	0.33245406769430%
AL73	Escambia County, Alabama	0.65163401499834%
AL74	Etowah County, Alabama	1.02826912043695%
AL75	Eufaula City, Alabama	0.21259346526420%
AL76	Evergreen City, Alabama	0.04145059439568%
AL77	Fairfield City, Alabama	0.11699106378085%
AL78	Fairhope City, Alabama	0.22328055592462%
AL79	Faunsdale Town, Alabama	0.00027565805375%
AL80	Fayette City, Alabama	0.07882554063416%
AL81	Fayette County, Alabama	0.13876915395782%
AL82	Florence City, Alabama	0.89173419286246%
AL83	Foley City, Alabama	0.34393082614331%
AL84	Fort Deposit Town, Alabama	0.00516071488254%
AL85	Fort Payne City, Alabama	0.58210250156216%
AL86	Franklin County, Alabama	0.28807497174883%
AL87	Fultondale City, Alabama	0.09530547652440%
AL88	Gadsden City, Alabama	0.83652189774753%
AL90	Geneva City, Alabama	0.06639031036577%
AL91	Geneva County, Alabama	0.22068995465343%
AL92	Georgiana Town, Alabama	0.01833389052733%
AL93	Geraldine Town, Alabama	0.01101187364176%
AL94	Gilbertown, Alabama	0.00201561558522%
AL95	Grant Town, Alabama	0.01702349201247%

State ID	Qualifying Subdivision	Consolidated State Allocation
AL96	Graysville City, Alabama	0.03683772148497%
AL97	Greene County, Alabama	0.07053609060731%
AL98	Greensboro City, Alabama	0.02495617752877%
AL99	Greenville City, Alabama	0.17114173446901%
AL100	Guin City, Alabama	0.02535375501618%
AL101	Gulf Shores City, Alabama	0.48785192847313%
AL102	Guntersville City, Alabama	0.25418471345127%
AL103	Gurley Town, Alabama	0.00751669835675%
AL104	Hale County, Alabama	0.13189455379552%
AL105	Haleyville City, Alabama	0.14259976191105%
AL106	Hamilton City, Alabama	0.09032285168011%
AL107	Hammondville Town, Alabama	0.00490310934680%
AL108	Hartselle City, Alabama	0.06358502699195%
AL109	Headland City, Alabama	0.06278880055472%
AL110	Helena City, Alabama	0.13940462856652%
AL111	Henagar City, Alabama	0.03432173295908%
AL112	Henry County, Alabama	0.08134656178648%
AL113	Homewood City, Alabama	0.40003759755067%
AL114	Hoover City, Alabama	1.41830120728766%
AL115	Houston County, Alabama	0.55870611353893%
AL116	Hueytown City, Alabama	0.19444760015375%
AL117	Huntsville City, Alabama	3.18917672789720%
AL118	Irondale City, Alabama	0.17364096921920%
AL119	Jackson County, Alabama	0.15808077015917%
AL120	Jacksonville City, Alabama	0.25009708439633%
AL121	Jasper City, Alabama	1.40982301753567%
AL122	Jefferson County, Alabama	5.50780373047089%
AL123	Killen Town, Alabama	0.01833161772830%
AL124	Lamar County, Alabama	0.16280419850840%
AL125	Lanett City, Alabama	0.12800105424627%
AL126	Lauderdale County, Alabama	0.47859088932963%
AL127	Lawrence County, Alabama	0.45357831391636%
AL129	Leeds City, Alabama	0.14992359703585%
AL130	Leesburg Town, Alabama	0.01918722915732%
AL131	Leighton Town, Alabama	0.00564699646923%
AL132	Level Plains Town, Alabama	0.00350595484612%
AL133	Limestone County, Alabama	0.58188759217962%
AL134	Lincoln City, Alabama	0.18466222627409%
AL135	Linden City, Alabama	0.01718012033418%
AL136	Locust Fork Town, Alabama	0.00390814286871%
AL137	Louisville Town, Alabama	0.00463180207977%
AL138	Lowndes County, Alabama	0.06941452922326%
AL240	Loxley Town, Alabama	0.04113340905681%
AL139	Luverne City, Alabama	0.01532252921863%
AL140	Macon County, Alabama	0.13647706860490%
AL141	Madison City, Alabama	0.47088048355844%
AL142	Madison County, Alabama	1.31238390221929%
AL143	Marengo County, Alabama	0.04980089049941%
AL144	Marion City, Alabama	0.02355243191090%

State ID	Qualifying Subdivision	Consolidated State Allocation
AL145	Marion County, Alabama	0.22296850061784%
AL146	Marshall County, Alabama	0.74162828487587%
AL147	McKenzie Town, Alabama	0.00440552870209%
AL148	Midfield City, Alabama	0.00038923306812%
AL149	Millbrook City, Alabama	0.24754158163587%
AL150	Mobile City, Alabama	3.22757190115156%
AL151	Mobile County, Alabama	2.76021701591658%
AL152	Monroe County, Alabama	0.18825776187055%
AL153	Monroeville City, Alabama	0.10619523592115%
AL154	Montgomery City, Alabama	1.77726471583620%
AL155	Montgomery County, Alabama	0.98033322388421%
AL156	Moody City, Alabama	0.03620711715990%
AL157	Morgan County, Alabama	0.31373818458719%
AL158	Moulton City, Alabama	0.13546080275305%
AL159	Mountain Brook City, Alabama	0.35653362663731%
AL160	Munford Town, Alabama	0.02417891272917%
AL161	Muscle Shoals City, Alabama	0.26828019094231%
AL162	Nauvoo Town, Alabama	0.01870510354600%
AL163	New Hope City, Alabama	0.01307908176496%
AL164	Northport City, Alabama	0.42416628142128%
AL165	Oakman Town, Alabama	0.04189836827309%
AL166	Oneonta City, Alabama	0.27040610221760%
AL167	Opelika City, Alabama	0.53658372677752%
AL168	Opp City, Alabama	0.09265286030826%
AL169	Orange Beach City, Alabama	0.29416707967375%
AL170	Oxford City, Alabama	0.35237875519965%
AL171	Ozark City, Alabama	0.29499421617778%
AL172	Parrish Town, Alabama	0.11686245582433%
AL173	Pelham City, Alabama	0.68738196181712%
AL174	Pell City, Alabama	0.44443071991301%
AL175	Perry County, Alabama	0.05087894401632%
AL176	Phenix City, Alabama	0.62594382078864%
AL177	Pickens County, Alabama	0.28661898422184%
AL178	Piedmont City, Alabama	0.14348703018370%
AL179	Pike County, Alabama	0.02971580831969%
AL181	Pleasant Grove City, Alabama	0.05168400190121%
AL182	Powell Town, Alabama	0.00530497268382%
AL183	Prattville City, Alabama	0.60331346344410%
AL184	Priceville Town, Alabama	0.01217687795583%
AL185	Prichard City, Alabama	0.11003827933194%
AL186	Ragland Town, Alabama	0.01519801230036%
AL187	Rainbow City, Alabama	0.13460113275434%
AL188	Rainsville City, Alabama	0.18816655769234%
AL189	Randolph County, Alabama	0.17748105799125%
AL190	Red Bay City, Alabama	0.06274639661854%
AL241	Roanoke City, Alabama	0.10908084650639%
AL191	Robertsdale City, Alabama	0.08564458709446%
AL192	Rockford Town, Alabama	0.00588596505293%
AL193	Russell County, Alabama	0.17037596353878%

State ID	Qualifying Subdivision	Consolidated State Allocation
AL194	Russellville City, Alabama	0.31690084937415%
AL195	Saraland City, Alabama	0.24847953332688%
AL196	Satsuma City, Alabama	0.06260301546832%
AL197	Scottsboro City, Alabama	0.66355520306333%
AL198	Selma City, Alabama	0.26395099581907%
AL271	Semmes City, Alabama	0.04200467033057%
AL199	Sheffield City, Alabama	0.16093939937308%
AL200	Shelby County, Alabama	1.63752907032528%
AL201	Sipsey Town, Alabama	0.03758758282199%
AL202	Slocomb City, Alabama	0.04424009805052%
AL203	Spanish Fort City, Alabama	0.02939683721014%
AL204	Springville City, Alabama	0.05781214992503%
AL205	St Clair County, Alabama	1.03787114437202%
AL206	Sumiton City, Alabama	0.23258714845438%
AL242	Summerdale Town, Alabama	0.02450324115071%
AL207	Sumter County, Alabama	0.11813782076557%
AL208	Sweet Water Town, Alabama	0.00030000947192%
AL209	Sylacauga City, Alabama	0.23084021018303%
AL210	Talladega City, Alabama	0.22820288665750%
AL211	Talladega County, Alabama	0.51585677368324%
AL212	Tallapoosa County, Alabama	0.19470098477700%
AL213	Tarrant City, Alabama	0.09199699544540%
AL214	Thomasville City, Alabama	0.08852500271049%
AL215	Troy City, Alabama	0.32823721378024%
AL216	Trussville City, Alabama	0.24448154995938%
AL217	Tuscaloosa City, Alabama	1.95122494838196%
AL218	Tuscaloosa County, Alabama	1.01248511560961%
AL219	Tuscumbia City, Alabama	0.08432211027618%
AL220	Tuskegee City, Alabama	0.09179124219610%
AL221	Union Springs City, Alabama	0.04230906305776%
AL222	Uniontown, Alabama	0.01814515080219%
AL223	Vance Town, Alabama	0.00962932999198%
AL224	Vernon City, Alabama	0.03170902060019%
AL225	Vestavia Hills City, Alabama	0.30835957321481%
AL226	Walker County, Alabama	1.46359656592768%
AL227	Washington County, Alabama	0.16134379525758%
AL228	Weaver City, Alabama	0.04227639968885%
AL229	West Blocton Town, Alabama	0.04044773805810%
AL243	Wetumpka City, Alabama	0.16601095559654%
AL230	Wilcox County, Alabama	0.08791066513276%
AL231	Winfield City, Alabama	0.19023873350485%
AL233	Woodville Town, Alabama	0.00046128079736%
AL234	Yellow Bluff Town, Alabama	0.00293074188026%
AL243	Attentus Mouton, LLC d/b/a Lawrence Medical Center (Lawrence County Health Care Authority), Alabama	0.14143420563150%

State ID	Qualifying Subdivision	Consolidated State Allocation
AL244	Bibb County Healthcare Authority d/b/a Bibb Medical Center, Alabama	0.52488215603592%
AL245	Cullman Regional Medical Center, Inc. (Healthcare Authority of Cullman County), Alabama	0.43745923357493%
AL246	Dale County Healthcare Authority d/b/a Dale Medical Center, Alabama	0.29945201925755%
AL247	DCH Health Care Authority (Tuscaloosa) d/b/a DCH Regional Medical Center and Northport Medical Center, Alabama	2.03896534839883%
AL248	Decatur Morgan Hospital-Parkway (Health Care Authority of the City of Huntsville), Alabama	0.39470005890361%
AL249	Escambia County Health Care Authority d/b/a D.W. McMillan Memorial Hospital and Atmore Community Hospital, Alabama	0.15477293845133%
AL250	Geneva County Health Care Authority d/b/a Wiregrass Medical Center, Alabama	0.48787124726488%
AL251	Greene County Health System, Alabama	0.30954587690265%
AL252	Health Care Authority of Clarke County d/b/a Grove Hill Memorial Hospital, Alabama	0.10093886866801%
AL253	Health Care Authority of the City of Huntsville d/b/a Huntsville Hospital, Alabama	3.03261217443931%
AL254	Healthcare Authority for Baptist Health, an affiliate of UAB Health System d/b/a Baptist Medical Center East (Montgomery), Alabama	0.61909178627386%
AL255	Healthcare Authority for Baptist Health, an affiliate of UAB Health System d/b/a Baptist Medical Center South (Montgomery), Alabama	1.30211153244469%
AL256	Healthcare Authority for Baptist Health, an affiliate of UAB Health System d/b/a Prattville Baptist Hospital, Alabama	0.18505460879230%

State ID	Qualifying Subdivision	Consolidated State Allocation
AL257	HH Health System-Athens Limestone, LLC d/b/a Athens Limestone Hospital (Healthcare Authority of the City of Huntsville), Alabama	0.21708503564384%
AL258	HH Health System-Morgan, LLC d/b/a Decatur Morgan Hospital Decatur, Alabama	1.08542517821921%
AL259	HH Health Systems-Shoals LLC d/b/a Hellen Keller Hospital (Healthcare Authority of the City of Huntsville), Alabama	0.56573675758889%
AL260	HH Health Systems-Shoals, LLC d/b/a Red Bay Hospital (Healthcare Authority of the City of Huntsville), Alabama	0.08222918705539%
AL261	Jackson County Healthcare Authority, Alabama	0.31247087184822%
AL262	Jefferson County Board of Health, Alabama	3.08543617986526%
AL263	Lakeland Community Hospital HCA Winston County, Alabama	0.19514849890595%
AL264	Marshall County Health Care Authority, Alabama	0.29602506041199%
AL265	Marshall County Health Care Authority, Alabama	0.64138762006979%
AL266	Medical West Hospital Authority (UAB), Alabama	0.83442806540712%
AL267	Mobile County Board of Health, Alabama	1.93445993855628%
AL268	Monroe County Health Care Authority d/b/a Monroe County Hospital, Alabama	0.16486682856498%
AL269	Sylacauga Health Care Authority d/b/a Coosa Valley Medical Center, Alabama	0.47777735715122%
AL270	Tombigbee Health Care Authority d/b/a Brian W. Whitfield Memorial Hospital, Alabama	0.20524238901961%

State ID	Qualifying Subdivision	Consolidated State Allocation
AK1	Anchorage Municipality, Alaska	47.6578000000%
AK2	Fairbanks City, Alaska	5.1226000000%
AK3	Fairbanks North Star Borough, Alaska	10.9627000000%
AK4	Juneau City and Borough, Alaska	5.2324000000%
AK5	Kenai Peninsula Borough, Alaska	9.4922000000%
AK6	Ketchikan Gateway Borough, Alaska	2.2406000000%
AK7	Kodiak Island Borough, Alaska	2.1839000000%
AK8	Matanuska-Susitna Borough, Alaska	15.4726000000%
AK9	Wasilla City, Alaska	1.6351000000%

State ID	Qualifying Subdivision	Consolidated State Allocation
AZ1	Apache County, Arizona	0.3907470000%
AZ2	Apache Junction City, Arizona	0.2201340000%
AZ3	Avondale City, Arizona	0.5677140000%
AZ4	Benson City, Arizona	0.0652960000%
AZ5	Bisbee City, Arizona	0.0643685000%
AZ6	Buckeye City, Arizona	0.2664780000%
AZ7	Bullhead City, Arizona	0.6416380000%
AZ8	Camp Verde Town, Arizona	0.0416227000%
AZ9	Carefree Town, Arizona	0.0231720000%
AZ10	Casa Grande City, Arizona	0.2125144000%
AZ11	Cave Creek Town, Arizona	0.0347580000%
AZ12	Chandler City, Arizona	1.6567980000%
AZ13	Chino Valley Town, Arizona	0.0291788000%
AZ14	Clarkdale Town, Arizona	0.0308952000%
AZ15	Clifton Town, Arizona	0.0102870000%
AZ16	Cochise County, Arizona	1.1773685000%
AZ17	Coconino County, Arizona	1.2011808000%
AZ18	Colorado City Town, Arizona	0.0298778000%
AZ19	Coolidge City, Arizona	0.0644448000%
AZ20	Cottonwood City, Arizona	0.2098299000%
AZ21	Dewey-Humboldt Town, Arizona	0.0660814000%
AZ22	Douglas City, Arizona	0.1565620000%
AZ23	Duncan Town, Arizona	0.0002520000%
AZ24	Eagar Town, Arizona	0.1425540000%
AZ25	El Mirage City, Arizona	0.2259270000%
AZ26	Eloy City, Arizona	1.3418328000%
AZ27	Flagstaff City, Arizona	0.3114360000%
AZ28	Florence Town, Arizona	0.0456484000%
AZ29	Fountain Hills Town, Arizona	0.0984810000%
AZ30	Fredonia Town, Arizona	0.0052328000%
AZ31	Gila Bend Town, Arizona	0.0173790000%
AZ32	Gila County, Arizona	0.7780446000%
AZ33	Gilbert Town, Arizona	0.9906030000%
AZ34	Glendale City, Arizona	1.5235590000%
AZ35	Globe City, Arizona	0.1168266000%
AZ36	Goodyear City, Arizona	0.4402680000%
AZ37	Graham County, Arizona	0.4476494000%
AZ38	Greenlee County, Arizona	0.0794610000%
AZ39	Guadalupe Town, Arizona	0.0000000000%
AZ40	Hayden Town, Arizona	0.0263802000%
AZ41	Holbrook City, Arizona	0.0575625000%
AZ42	Huachuca City Town, Arizona	0.0168805000%
AZ43	Jerome Town, Arizona	0.0012873000%
AZ44	Kearny Town, Arizona	0.0107408000%
AZ45	Kingman City, Arizona	0.4853918000%
AZ46	La Paz County, Arizona	0.2670171000%
AZ47	Lake Havasu City, Arizona	0.6793526000%
AZ48	Litchfield Park City, Arizona	0.0231720000%
AZ49	Mammoth Town, Arizona	0.0061376000%

State ID	Qualifying Subdivision	Consolidated State Allocation
AZ50	Marana Town, Arizona	0.3841282000%
AZ51	Maricopa City, Arizona	0.1047228000%
AZ52	Maricopa County, Arizona	29.8513290000%
AZ53	Mesa City, Arizona	3.5105580000%
AZ54	Miami Town, Arizona	0.0309482000%
AZ55	Mohave County, Arizona	3.0617398000%
AZ56	Navajo County, Arizona	1.0789515000%
AZ57	Nogales City, Arizona	0.0834350000%
AZ58	Oro Valley Town, Arizona	0.3207284000%
AZ59	Page City, Arizona	0.0575608000%
AZ60	Paradise Valley Town, Arizona	0.1969620000%
AZ61	Parker Town, Arizona	0.0156219000%
AZ62	Patagonia Town, Arizona	0.0024790000%
AZ63	Payson Town, Arizona	0.1846614000%
AZ64	Peoria City, Arizona	0.8747430000%
AZ65	Phoenix City, Arizona	12.3275040000%
AZ66	Pima County, Arizona	13.4612693000%
AZ67	Pima Town, Arizona	0.0159618000%
AZ68	Pinal County, Arizona	2.0334636000%
AZ69	Pinetop-Lakeside Town, Arizona	0.0729125000%
AZ70	Prescott City, Arizona	0.5917289000%
AZ71	Prescott Valley Town, Arizona	0.3471419000%
AZ72	Quartzsite Town, Arizona	0.0183911000%
AZ73	Queen Creek Town, Arizona	0.0637230000%
AZ74	Safford City, Arizona	0.1929077000%
AZ75	Sahuarita Town, Arizona	0.1510407000%
AZ76	San Luis City, Arizona	0.0963840000%
AZ77	Santa Cruz County, Arizona	0.2840860000%
AZ78	Scottsdale City, Arizona	2.3114070000%
AZ79	Sedona City, Arizona	0.0690392000%
AZ80	Show Low City, Arizona	0.1441365000%
AZ81	Sierra Vista City, Arizona	0.3084865000%
AZ82	Snowflake Town, Arizona	0.0451290000%
AZ83	Somerton City, Arizona	0.0449792000%
AZ84	South Tucson City, Arizona	0.0578057000%
AZ85	Springerville Town, Arizona	0.0740370000%
AZ86	St. Johns City, Arizona	0.0826620000%
AZ87	Star Valley Town, Arizona	0.0039970000%
AZ88	Superior Town, Arizona	0.0168784000%
AZ89	Surprise City, Arizona	0.5677140000%
AZ90	Taylor Town, Arizona	0.0411380000%
AZ91	Tempe City, Arizona	1.8943110000%
AZ92	Thatcher Town, Arizona	0.0624092000%
AZ93	Tolleson City, Arizona	0.1564110000%
AZ94	Tombstone City, Arizona	0.0215180000%
AZ95	Tucson City, Arizona	4.2720277000%
AZ96	Tusayan Town, Arizona	0.0113096000%
AZ97	Wellton Town, Arizona	0.0122488000%
AZ98	Wickenburg Town, Arizona	0.0579300000%

State ID	Qualifying Subdivision	Consolidated State Allocation
AZ99	Willcox City, Arizona	0.0443345000%
AZ100	Williams City, Arizona	0.0324096000%
AZ101	Winkelman Town, Arizona	0.0011420000%
AZ102	Winslow City, Arizona	0.0950165000%
AZ103	Yavapai County, Arizona	2.9740921000%
AZ104	Youngtown, Arizona	0.0289650000%
AZ105	Yuma City, Arizona	0.5285056000%
AZ106	Yuma County, Arizona	1.3258824000%

State ID	Qualifying Subdivision	Consolidated State Allocation
AR1	Adona City, Arkansas	0.0020790506%
AR2	Alexander City, Arkansas	0.0103476018%
AR3	Alicia Town, Arkansas	0.0002309579%
AR4	Allport Town, Arkansas	0.0026587350%
AR5	Alma City, Arkansas	0.1875236673%
AR6	Almyra Town, Arkansas	0.0010881066%
AR7	Alpena Town, Arkansas	0.0141319347%
AR8	Alzheimer City, Arkansas	0.0071081808%
AR9	Altus City, Arkansas	0.0161149675%
AR10	Amagon Town, Arkansas	0.0016587759%
AR11	Amity City, Arkansas	0.0105947297%
AR12	Anthonyville Town, Arkansas	0.0010978372%
AR13	Antoine Town, Arkansas	0.0010576270%
AR14	Arkadelphia City, Arkansas	0.2710593166%
AR15	Arkansas City, Arkansas	0.0026365550%
AR16	Arkansas County, Arkansas	0.2272004928%
AR17	Ash Flat City, Arkansas	0.0560964456%
AR18	Ashdown City, Arkansas	0.0210645360%
AR19	Ashley County, Arkansas	0.3024558569%
AR20	Atkins City, Arkansas	0.0507540769%
AR21	Aubrey Town, Arkansas	0.0021166850%
AR22	Augusta City, Arkansas	0.0134645321%
AR23	Austin City, Arkansas	0.0201747613%
AR24	Avoca Town, Arkansas	0.0030227727%
AR25	Bald Knob City, Arkansas	0.1048227005%
AR26	Banks Town, Arkansas	0.0006822846%
AR27	Barling City, Arkansas	0.1588678563%
AR28	Bassett Town, Arkansas	0.0011499243%
AR29	Batesville City, Arkansas	0.1318965785%
AR30	Bauxite Town, Arkansas	0.0049816222%
AR31	Baxter County, Arkansas	0.8690235470%
AR32	Bay City, Arkansas	0.0250493472%
AR33	Bearden City, Arkansas	0.0161101022%
AR34	Beaver Town, Arkansas	0.0051365958%
AR35	Beebe City, Arkansas	0.2412092213%
AR36	Beedeville Town, Arkansas	0.0018030172%
AR37	Bella Vista City, Arkansas	0.5136648745%
AR38	Bellefonte Town, Arkansas	0.0008435545%
AR39	Belleville City, Arkansas	0.0050880860%
AR40	Ben Lomond Town, Arkansas	0.0012499489%
AR41	Benton City, Arkansas	1.3762616667%
AR42	Benton County, Arkansas	1.9493524156%
AR43	Bentonville City, Arkansas	1.3212148347%
AR44	Bergman Town, Arkansas	0.0080191338%
AR45	Berryville City, Arkansas	0.1767673815%
AR47	Big Flat Town, Arkansas	0.0005552148%
AR48	Bigelow Town, Arkansas	0.0028351731%
AR49	Biggers Town, Arkansas	0.0002571446%
AR50	Birdsong Town, Arkansas	0.0001210597%

State ID	Qualifying Subdivision	Consolidated State Allocation
AR51	Black Oak Town, Arkansas	0.0003079439%
AR52	Black Rock City, Arkansas	0.0020552966%
AR53	Black Springs Town, Arkansas	0.0007714338%
AR54	Blevins City, Arkansas	0.0042289340%
AR55	Blue Eye Town, Arkansas	0.0007084713%
AR56	Blue Mountain Town, Arkansas	0.0023457827%
AR57	Bluff City Town, Arkansas	0.0001956131%
AR58	Blytheville City, Arkansas	0.3444881956%
AR59	Bodcaw Town, Arkansas	0.0004892473%
AR60	Bonanza City, Arkansas	0.0271534397%
AR61	Bono City, Arkansas	0.0166311169%
AR62	Boone County, Arkansas	0.6844345049%
AR63	Booneville City, Arkansas	0.2395670446%
AR64	Bradford City, Arkansas	0.0196136795%
AR65	Bradley City, Arkansas	0.0127167093%
AR66	Bradley County, Arkansas	0.0903557767%
AR67	Branch City, Arkansas	0.0001595527%
AR68	Briarcliff City, Arkansas	0.0001841653%
AR69	Brinkley City, Arkansas	0.0788794288%
AR70	Brookland City, Arkansas	0.0336729211%
AR71	Bryant City, Arkansas	1.0536173112%
AR72	Buckner City, Arkansas	0.0065180504%
AR73	Bull Shoals City, Arkansas	0.0692543217%
AR74	Burdette Town, Arkansas	0.0001210597%
AR75	Cabot City, Arkansas	0.9626014299%
AR76	Caddo Valley Town, Arkansas	0.0447599031%
AR77	Caldwell Town, Arkansas	0.0042239256%
AR78	Cale Town, Arkansas	0.0007827384%
AR79	Calhoun County, Arkansas	0.1397959405%
AR80	Calico Rock City, Arkansas	0.0024459503%
AR81	Calion City, Arkansas	0.0029361993%
AR82	Camden City, Arkansas	0.4098542963%
AR83	Cammack Village City, Arkansas	0.0112054660%
AR84	Campbell Station City, Arkansas	0.0043090681%
AR85	Caraway City, Arkansas	0.0225855098%
AR86	Carlisle City, Arkansas	0.1468534652%
AR87	Carroll County, Arkansas	0.5928260605%
AR88	Carthage City, Arkansas	0.0016610654%
AR89	Casa Town, Arkansas	0.0015121018%
AR90	Cash Town, Arkansas	0.0012319187%
AR91	Caulksville Town, Arkansas	0.0006928738%
AR92	Cave City, Arkansas	0.0850463202%
AR93	Cave Springs City, Arkansas	0.0320796835%
AR94	Cedarville City, Arkansas	0.0178802072%
AR95	Centerton City, Arkansas	0.1131077079%
AR96	Central City Town, Arkansas	0.0174268772%
AR97	Charleston City, Arkansas	0.0410054775%
AR98	Cherokee Village City, Arkansas	0.2125413902%
AR99	Cherry Valley City, Arkansas	0.0081466329%

State ID	Qualifying Subdivision	Consolidated State Allocation
AR100	Chester Town, Arkansas	0.0004361585%
AR101	Chicot County, Arkansas	0.2832352637%
AR102	Chidester City, Arkansas	0.0007419559%
AR103	Clarendon City, Arkansas	0.0270484068%
AR104	Clark County, Arkansas	0.3342708117%
AR105	Clarksville City, Arkansas	0.2458837581%
AR106	Clay County, Arkansas	0.0479674136%
AR107	Cleburne County, Arkansas	0.3503158049%
AR108	Cleveland County, Arkansas	0.1143679597%
AR109	Clinton City, Arkansas	0.0824034689%
AR110	Coal Hill City, Arkansas	0.1328713526%
AR111	Colt City, Arkansas	0.0085205444%
AR112	Columbia County, Arkansas	0.0671663991%
AR113	Concord Town, Arkansas	0.0150785188%
AR114	Conway City, Arkansas	2.0922743015%
AR115	Conway County, Arkansas	0.5138971203%
AR116	Corning City, Arkansas	0.0191809554%
AR117	Cotter City, Arkansas	0.0233925747%
AR118	Cotton Plant City, Arkansas	0.0024986099%
AR119	Cove Town, Arkansas	0.0001777260%
AR120	Coy Town, Arkansas	0.0078196572%
AR121	Craighead County, Arkansas	0.9265189050%
AR122	Crawford County, Arkansas	0.9565887967%
AR123	Crawfordsville Town, Arkansas	0.0037229444%
AR124	Crittenden County, Arkansas	0.4864689351%
AR125	Cross County, Arkansas	0.3114968436%
AR126	Crossett City, Arkansas	0.2482926464%
AR127	Cushman City, Arkansas	0.0031235127%
AR128	Daisy Town, Arkansas	0.0019036142%
AR129	Dallas County, Arkansas	0.1170103816%
AR130	Damascus Town, Arkansas	0.0328833141%
AR131	Danville City, Arkansas	0.0554598088%
AR132	Dardanelle City, Arkansas	0.1270318663%
AR133	Datto Town, Arkansas	0.0002041989%
AR134	De Queen City, Arkansas	0.1825177187%
AR135	De Valls Bluff City, Arkansas	0.0153369512%
AR136	Decatur City, Arkansas	0.0461206088%
AR137	Delaplaine Town, Arkansas	0.0012409338%
AR138	Delight City, Arkansas	0.0019036142%
AR139	Dell Town, Arkansas	0.0049627334%
AR140	Denning Town, Arkansas	0.0066893371%
AR141	Dermott City, Arkansas	0.0098811069%
AR142	Des Arc City, Arkansas	0.0461902968%
AR143	Desha County, Arkansas	0.1880442527%
AR144	Dewitt City, Arkansas	0.0561472449%
AR145	Diamond City, Arkansas	0.0067481498%
AR146	Diaz City, Arkansas	0.0144799456%
AR147	Dierks City, Arkansas	0.0109843817%
AR148	Donaldson Town, Arkansas	0.0097288521%

State ID	Qualifying Subdivision	Consolidated State Allocation
AR149	Dover City, Arkansas	0.0357561215%
AR150	Drew County, Arkansas	0.4314342663%
AR151	Dumas City, Arkansas	0.0345209116%
AR152	Dyer City, Arkansas	0.0039248537%
AR153	Dyess Town, Arkansas	0.0004842389%
AR154	Earle City, Arkansas	0.0169920066%
AR155	East Camden Town, Arkansas	0.0077825952%
AR156	Edmondson Town, Arkansas	0.0080664988%
AR157	Egypt Town, Arkansas	0.0007186312%
AR158	El Dorado City, Arkansas	0.7549722601%
AR159	Elaine City, Arkansas	0.0061272536%
AR160	Elkins City, Arkansas	0.0584820092%
AR161	Elm Springs City, Arkansas	0.0169270407%
AR162	Emerson Town, Arkansas	0.0007712907%
AR163	Emmet City, Arkansas	0.0006732695%
AR164	England City, Arkansas	0.1277733929%
AR165	Enola Town, Arkansas	0.0166283981%
AR166	Etowah Town, Arkansas	0.0016945500%
AR167	Eudora City, Arkansas	0.0090127967%
AR168	Eureka Springs City, Arkansas	0.3891361972%
AR169	Evening Shade City, Arkansas	0.0112877465%
AR170	Everton Town, Arkansas	0.0023825585%
AR171	Fairfield Bay City, Arkansas	0.0994183710%
AR172	Fargo Town, Arkansas	0.0003540210%
AR173	Farmington City, Arkansas	0.0908450240%
AR174	Faulkner County, Arkansas	1.0072116540%
AR175	Fayetteville City, Arkansas	2.1103658624%
AR176	Felsenthal Town, Arkansas	0.0017181610%
AR177	Fifty-Six City, Arkansas	0.0004614866%
AR178	Fisher City, Arkansas	0.0019605666%
AR179	Flippin City, Arkansas	0.0956901320%
AR180	Fordyce City, Arkansas	0.0545063561%
AR181	Foreman City, Arkansas	0.0020583016%
AR182	Forrest City, Arkansas	0.2961090931%
AR183	Fort Smith City, Arkansas	3.8434930088%
AR184	Fouke City, Arkansas	0.0054372418%
AR185	Fountain Hill Town, Arkansas	0.0007150537%
AR186	Fountain Lake Town, Arkansas	0.0028270166%
AR187	Fourche Town, Arkansas	0.0009659021%
AR188	Franklin County, Arkansas	0.5981687154%
AR189	Franklin Town, Arkansas	0.0147063245%
AR190	Fredonia (Biscoe) Town, Arkansas	0.0078030580%
AR191	Friendship Town, Arkansas	0.0051302995%
AR192	Fulton County, Arkansas	0.4958178657%
AR193	Fulton Town, Arkansas	0.0066352466%
AR194	Garfield Town, Arkansas	0.0074476060%
AR195	Garland County, Arkansas	1.7334588443%
AR196	Garland Town, Arkansas	0.0002891982%
AR197	Garner Town, Arkansas	0.0077934705%

State ID	Qualifying Subdivision	Consolidated State Allocation
AR198	Gassville City, Arkansas	0.0727563250%
AR199	Gateway Town, Arkansas	0.0062878080%
AR200	Gentry City, Arkansas	0.0904861377%
AR201	Georgetown, Arkansas	0.0040265954%
AR202	Gilbert Town, Arkansas	0.0024831554%
AR203	Gillett City, Arkansas	0.0114616089%
AR204	Gillham Town, Arkansas	0.0013801668%
AR205	Gilmore City, Arkansas	0.0000954454%
AR206	Glenwood City, Arkansas	0.0480021861%
AR207	Goshen Town, Arkansas	0.0031660124%
AR208	Gosnell City, Arkansas	0.0272347186%
AR209	Gould City, Arkansas	0.0171248002%
AR210	Grady City, Arkansas	0.0313103962%
AR211	Grannis City, Arkansas	0.0009242610%
AR212	Grant County, Arkansas	0.2664481715%
AR213	Gravette City, Arkansas	0.0803454535%
AR214	Green Forest City, Arkansas	0.1176088116%
AR215	Greenbrier City, Arkansas	0.0720066419%
AR216	Greene County, Arkansas	0.5298528213%
AR217	Greenland City, Arkansas	0.0237445924%
AR218	Greenway City, Arkansas	0.0004757962%
AR219	Greenwood City, Arkansas	0.2310067194%
AR220	Greers Ferry City, Arkansas	0.0499860774%
AR221	Griffithville Town, Arkansas	0.0045461792%
AR222	Grubbs City, Arkansas	0.0056885194%
AR223	Guion Town, Arkansas	0.0188333737%
AR224	Gum Springs Town, Arkansas	0.0030512489%
AR225	Gurdon City, Arkansas	0.0633258293%
AR226	Guy City, Arkansas	0.0155481618%
AR227	Hackett City, Arkansas	0.0171567108%
AR228	Hamburg City, Arkansas	0.0524650830%
AR229	Hampton City, Arkansas	0.0149258347%
AR230	Hardy City, Arkansas	0.0225704847%
AR231	Harrell Town, Arkansas	0.0015608978%
AR232	Harrisburg City, Arkansas	0.0610374284%
AR233	Harrison City, Arkansas	0.7509041666%
AR234	Hartford City, Arkansas	0.0079703379%
AR235	Hartman City, Arkansas	0.0041808536%
AR236	Haskell City, Arkansas	0.0719017520%
AR237	Hatfield Town, Arkansas	0.0003119506%
AR238	Havana City, Arkansas	0.0028832535%
AR239	Haynes Town, Arkansas	0.0021807923%
AR240	Hazen City, Arkansas	0.0648458015%
AR241	Heber Springs City, Arkansas	0.3767547633%
AR242	Hector Town, Arkansas	0.0046732490%
AR243	Helena-West Helena City, Arkansas	0.1739214762%
AR244	Hempstead County, Arkansas	0.2734659153%
AR245	Hermitage City, Arkansas	0.0121839606%

State ID	Qualifying Subdivision	Consolidated State Allocation
AR246	Hickory Ridge City, Arkansas	0.0037770349%
AR247	Higden Town, Arkansas	0.0085654767%
AR248	Higginson Town, Arkansas	0.0151972889%
AR249	Highfill Town, Arkansas	0.0156011076%
AR250	Highland City, Arkansas	0.0298718460%
AR251	Hindsville Town, Arkansas	0.0033816590%
AR252	Holland City, Arkansas	0.0148864831%
AR253	Holly Grove City, Arkansas	0.0044608936%
AR254	Hope City, Arkansas	0.2248866206%
AR255	Horatio City, Arkansas	0.0029417800%
AR256	Horseshoe Bend City, Arkansas	0.1112109623%
AR257	Horseshoe Lake Town, Arkansas	0.0014319677%
AR258	Hot Spring County, Arkansas	0.4782149797%
AR259	Hot Springs City, Arkansas	3.5617977507%
AR260	Houston Town, Arkansas	0.0052922849%
AR261	Howard County, Arkansas	0.1730249760%
AR262	Hoxie City, Arkansas	0.0120318489%
AR263	Hughes City, Arkansas	0.0113608689%
AR264	Humnoke City, Arkansas	0.0148176536%
AR265	Humphrey City, Arkansas	0.0142685920%
AR266	Hunter Town, Arkansas	0.0001735762%
AR267	Huntington City, Arkansas	0.0062142563%
AR268	Huntsville City, Arkansas	0.0854508543%
AR269	Huttig City, Arkansas	0.0090756161%
AR270	Imboden Town, Arkansas	0.0007621325%
AR271	Independence County, Arkansas	1.0893020276%
AR272	Izard County, Arkansas	0.5513048629%
AR273	Jackson County, Arkansas	0.1817241049%
AR274	Jacksonport Town, Arkansas	0.0050680525%
AR275	Jacksonville City, Arkansas	2.6389305280%
AR276	Jasper City, Arkansas	0.0070526594%
AR277	Jefferson County, Arkansas	0.5992841535%
AR278	Jennette Town, Arkansas	0.0012409338%
AR279	Jericho Town, Arkansas	0.0009641849%
AR281	Johnson City, Arkansas	0.1307711237%
AR282	Johnson County, Arkansas	0.3131687844%
AR283	Joiner City, Arkansas	0.0294738943%
AR284	Jonesboro City, Arkansas	2.1740597362%
AR285	Judsonia City, Arkansas	0.0470208295%
AR286	Junction City, Arkansas	0.0041819983%
AR287	Keiser City, Arkansas	0.0065363668%
AR288	Kensett City, Arkansas	0.0362397881%
AR289	Kibler City, Arkansas	0.0431741065%
AR290	Kingsland City, Arkansas	0.0062036672%
AR291	Knobel City, Arkansas	0.0009218283%
AR292	Knoxville Town, Arkansas	0.0058832739%
AR293	Lafayette County, Arkansas	0.0910619584%
AR294	Lafe Town, Arkansas	0.0028363178%
AR295	Lagrange Town, Arkansas	0.0008239503%

State ID	Qualifying Subdivision	Consolidated State Allocation
AR296	Lake City, Arkansas	0.0259733220%
AR297	Lake View City, Arkansas	0.0047133160%
AR298	Lake Village City, Arkansas	0.0224886334%
AR299	Lakeview City, Arkansas	0.0193402219%
AR300	Lamar City, Arkansas	0.1021685446%
AR301	Lavaca City, Arkansas	0.0302604964%
AR302	Lawrence County, Arkansas	0.4807663922%
AR303	Leachville City, Arkansas	0.0232401768%
AR304	Lead Hill Town, Arkansas	0.0069168607%
AR305	Lee County, Arkansas	0.0989039387%
AR306	Leola Town, Arkansas	0.0013687190%
AR307	Lepanto City, Arkansas	0.0682260295%
AR308	Leslie City, Arkansas	0.0254444370%
AR309	Lewisville City, Arkansas	0.0166148039%
AR310	Lincoln City, Arkansas	0.0464338472%
AR311	Lincoln County, Arkansas	0.1387881111%
AR312	Little Flock City, Arkansas	0.0530723850%
AR313	Little River County, Arkansas	0.3040825791%
AR314	Little Rock City, Arkansas	6.7135694892%
AR315	Lockesburg City, Arkansas	0.0062672021%
AR316	Logan County, Arkansas	0.5058103018%
AR317	London City, Arkansas	0.0142372538%
AR318	Lonoke City, Arkansas	0.2452247983%
AR319	Lonoke County, Arkansas	0.5819398431%
AR320	Louann Town, Arkansas	0.0002119261%
AR321	Luxora City, Arkansas	0.0119226662%
AR322	Lynn Town, Arkansas	0.0001385175%
AR323	Madison City, Arkansas	0.0058260353%
AR324	Madison County, Arkansas	0.3196927018%
AR325	Magazine City, Arkansas	0.0318730520%
AR326	Magness Town, Arkansas	0.0014179443%
AR327	Magnolia City, Arkansas	0.5824169272%
AR328	Malvern City, Arkansas	0.3835695961%
AR329	Mammoth Spring City, Arkansas	0.0072408314%
AR330	Manila City, Arkansas	0.0409124647%
AR331	Mansfield City, Arkansas	0.0007997669%
AR332	Marianna City, Arkansas	0.0846648246%
AR333	Marie Town, Arkansas	0.0009849339%
AR334	Marion City, Arkansas	0.1126915829%
AR335	Marion County, Arkansas	0.3952336867%
AR336	Marked Tree City, Arkansas	0.0992021520%
AR337	Marmaduke City, Arkansas	0.0391761304%
AR338	Marvell City, Arkansas	0.0610375715%
AR339	Maumelle City, Arkansas	0.2572012688%
AR340	Mayflower City, Arkansas	0.0608694329%
AR341	Maynard Town, Arkansas	0.0013140561%
AR342	McCaskill Town, Arkansas	0.0012894435%
AR343	McCrary City, Arkansas	0.0147483949%
AR344	McDougal Town, Arkansas	0.0001189133%

State ID	Qualifying Subdivision	Consolidated State Allocation
AR345	McGehee City, Arkansas	0.0429993856%
AR346	McNab Town, Arkansas	0.0009151028%
AR347	Mcrae City, Arkansas	0.0307843730%
AR348	Melbourne City, Arkansas	0.0687295865%
AR349	Mena City, Arkansas	0.7716866592%
AR350	Menifee Town, Arkansas	0.0106144770%
AR351	Midland Town, Arkansas	0.0002701664%
AR352	Miller County, Arkansas	0.3769094507%
AR353	Mineral Springs City, Arkansas	0.0133569235%
AR354	Minturn Town, Arkansas	0.0002323889%
AR355	Mississippi County, Arkansas	0.4561503415%
AR356	Mitchellville City, Arkansas	0.0000190318%
AR357	Monette City, Arkansas	0.0230987974%
AR358	Monroe County, Arkansas	0.0751267203%
AR359	Montgomery County, Arkansas	0.2264091685%
AR360	Monticello City, Arkansas	0.0526747196%
AR361	Montrose City, Arkansas	0.0059883068%
AR362	Moorefield Town, Arkansas	0.0009616092%
AR363	Moro Town, Arkansas	0.0019858947%
AR364	Morrilton City, Arkansas	0.2597150469%
AR365	Morrison Bluff Town, Arkansas	0.0001732900%
AR366	Mount Ida City, Arkansas	0.0133550632%
AR367	Mount Pleasant Town, Arkansas	0.0122294653%
AR368	Mount Vernon Town, Arkansas	0.0071675659%
AR369	Mountain Home City, Arkansas	0.8447100025%
AR370	Mountain Pine City, Arkansas	0.0111311989%
AR371	Mountainburg City, Arkansas	0.0505877986%
AR372	Mulberry City, Arkansas	0.0839496278%
AR373	Murfreesboro City, Arkansas	0.0401878235%
AR374	Nashville City, Arkansas	0.1174004630%
AR375	Nevada County, Arkansas	0.1042972498%
AR376	Newark City, Arkansas	0.0743959259%
AR377	Newport City, Arkansas	0.2957024125%
AR378	Newton County, Arkansas	0.2538955941%
AR379	Norfolk City, Arkansas	0.0071735760%
AR380	Norman Town, Arkansas	0.0054255078%
AR381	Norphlet City, Arkansas	0.0199309247%
AR382	North Little Rock City, Arkansas	1.6145764729%
AR383	Oak Grove Heights Town, Arkansas	0.0108133813%
AR384	Oak Grove Town, Arkansas	0.0031881924%
AR385	Oakhaven Town, Arkansas	0.0008458440%
AR386	Oden Town, Arkansas	0.0002086349%
AR387	Ogden City, Arkansas	0.0000829960%
AR388	Oil Trough Town, Arkansas	0.0018456600%
AR389	O'Kean Town, Arkansas	0.0001714297%
AR390	Okolona Town, Arkansas	0.0019046158%
AR391	Ola City, Arkansas	0.0262882776%
AR392	Omaha Town, Arkansas	0.0030405167%

State ID	Qualifying Subdivision	Consolidated State Allocation
AR393	Oppelo City, Arkansas	0.0090335457%
AR394	Osceola City, Arkansas	0.2492878833%
AR395	Ouachita County, Arkansas	0.2913601460%
AR396	Oxford City, Arkansas	0.0264156336%
AR397	Ozan Town, Arkansas	0.0011369025%
AR398	Ozark City, Arkansas	0.1131238778%
AR399	Palestine City, Arkansas	0.0190803585%
AR400	Pangburn City, Arkansas	0.0157168727%
AR401	Paragould City, Arkansas	1.0056390223%
AR402	Paris City, Arkansas	0.1616167421%
AR403	Parkdale City, Arkansas	0.0007150537%
AR404	Parkin City, Arkansas	0.0145157198%
AR405	Patmos Town, Arkansas	0.0012638292%
AR406	Patterson City, Arkansas	0.0019780244%
AR407	Pea Ridge City, Arkansas	0.1099874863%
AR408	Peach Orchard City, Arkansas	0.0002743162%
AR409	Perla Town, Arkansas	0.0015089537%
AR410	Perry County, Arkansas	0.2411764522%
AR411	Perry Town, Arkansas	0.0054813155%
AR412	Perrytown, Arkansas	0.0014218079%
AR413	Perryville City, Arkansas	0.0413931262%
AR414	Phillips County, Arkansas	0.3245121955%
AR415	Piggott City, Arkansas	0.3895380125%
AR416	Pike County, Arkansas	0.3481536152%
AR417	Pindall Town, Arkansas	0.0030350790%
AR418	Pine Bluff City, Arkansas	0.9840818047%
AR419	Pineville Town, Arkansas	0.0022012551%
AR420	Plainview City, Arkansas	0.0125505741%
AR421	Pleasant Plains Town, Arkansas	0.0024498139%
AR422	Plumerville City, Arkansas	0.0292462276%
AR423	Pocahontas City, Arkansas	0.4671181241%
AR424	Poinsett County, Arkansas	0.4009911787%
AR425	Polk County, Arkansas	0.0691418478%
AR426	Pollard City, Arkansas	0.0004521853%
AR427	Pope County, Arkansas	0.8568421621%
AR428	Portia Town, Arkansas	0.0009455824%
AR429	Portland City, Arkansas	0.0081334680%
AR430	Pottsville City, Arkansas	0.0356473681%
AR431	Powhatan Town, Arkansas	0.0001556891%
AR432	Poyen Town, Arkansas	0.0022812461%
AR433	Prairie County, Arkansas	0.0903177130%
AR434	Prairie Grove City, Arkansas	0.0877670159%
AR435	Prattsville Town, Arkansas	0.0011406231%
AR436	Prescott City, Arkansas	0.0925564594%
AR437	Pulaski County, Arkansas	2.3536109191%
AR438	Pyatt Town, Arkansas	0.0061435666%
AR439	Quitman City, Arkansas	0.0720876345%
AR440	Randolph County, Arkansas	0.0533049170%
AR441	Ratcliff City, Arkansas	0.0038192484%

State ID	Qualifying Subdivision	Consolidated State Allocation
AR442	Ravenden Springs Town, Arkansas	0.0001143342%
AR443	Ravenden Town, Arkansas	0.0021246984%
AR444	Rector City, Arkansas	0.0056501695%
AR445	Redfield City, Arkansas	0.0199888788%
AR446	Reed Town, Arkansas	0.0009294125%
AR447	Reyno City, Arkansas	0.0001714297%
AR448	Rison City, Arkansas	0.0266158258%
AR449	Rockport City, Arkansas	0.0466258829%
AR450	Roe Town, Arkansas	0.0006297682%
AR451	Rogers City, Arkansas	1.7409808606%
AR452	Rondo Town, Arkansas	0.0001282146%
AR453	Rose Bud Town, Arkansas	0.0201332633%
AR454	Rosston Town, Arkansas	0.0012719857%
AR455	Rudy Town, Arkansas	0.0043610122%
AR456	Russell Town, Arkansas	0.0072738867%
AR457	Russellville City, Arkansas	0.9171601007%
AR458	Salem City, Arkansas	0.0044962385%
AR459	Salesville City, Arkansas	0.0064404921%
AR460	Saline County, Arkansas	1.0800200662%
AR461	Scott County, Arkansas	0.3380405487%
AR462	Scranton City, Arkansas	0.0072753177%
AR463	Searcy City, Arkansas	0.9880873649%
AR464	Searcy County, Arkansas	0.2116252857%
AR465	Sebastian County, Arkansas	2.1934833834%
AR466	Sedgwick Town, Arkansas	0.0005311746%
AR467	Sevier County, Arkansas	0.2613059949%
AR468	Shannon Hills City, Arkansas	0.0498163648%
AR469	Sharp County, Arkansas	0.2811885530%
AR470	Sheridan City, Arkansas	0.2276671308%
AR471	Sherrill Town, Arkansas	0.0025761682%
AR472	Sherwood City, Arkansas	0.4241829888%
AR473	Shirley Town, Arkansas	0.0009145304%
AR474	Sidney Town, Arkansas	0.0035774152%
AR475	Siloam Springs City, Arkansas	0.7477783644%
AR476	Smackover City, Arkansas	0.0008007686%
AR477	Smithville Town, Arkansas	0.0001624146%
AR478	South Lead Hill Town, Arkansas	0.0018313504%
AR479	Sparkman City, Arkansas	0.0035065824%
AR480	Springdale City, Arkansas	2.0136786333%
AR481	Springtown, Arkansas	0.0002924895%
AR482	St Francis County, Arkansas	0.2044215163%
AR483	St. Charles Town, Arkansas	0.0024664131%
AR484	St. Francis City, Arkansas	0.0007137659%
AR485	St. Joe Town, Arkansas	0.0076757020%
AR486	St. Paul Town, Arkansas	0.0041619648%
AR487	Stamps City, Arkansas	0.0180207281%
AR488	Star City, Arkansas	0.0564865270%
AR489	Stephens City, Arkansas	0.0116586529%

State ID	Qualifying Subdivision	Consolidated State Allocation
AR490	Stone County, Arkansas	0.2837768844%
AR491	Strawberry Town, Arkansas	0.0006928738%
AR492	Strong City, Arkansas	0.0029361993%
AR493	Stuttgart City, Arkansas	0.2203815101%
AR494	Subiaco Town, Arkansas	0.0109146937%
AR495	Success Town, Arkansas	0.0001784415%
AR496	Sulphur Rock Town, Arkansas	0.0032654646%
AR497	Sulphur Springs City, Arkansas	0.0120908047%
AR498	Summit City, Arkansas	0.0074467474%
AR499	Sunset Town, Arkansas	0.0016041130%
AR500	Swifton City, Arkansas	0.0178930859%
AR501	Taylor City, Arkansas	0.0014103602%
AR502	Texarkana City, Arkansas	0.7683955804%
AR503	Thornton City, Arkansas	0.0022437548%
AR504	Tillar City, Arkansas	0.0003265465%
AR505	Tinsman Town, Arkansas	0.0003150987%
AR506	Tollette Town, Arkansas	0.0032731918%
AR507	Tontitown City, Arkansas	0.0610355681%
AR508	Traskwood City, Arkansas	0.0177678764%
AR509	Trumann City, Arkansas	0.2319945153%
AR510	Tuckerman City, Arkansas	0.0405439909%
AR511	Tull Town, Arkansas	0.0030797252%
AR512	Tupelo Town, Arkansas	0.0005171511%
AR513	Turrell City, Arkansas	0.0090687475%
AR514	Twin Groves Town, Arkansas	0.0156102657%
AR515	Tyronza City, Arkansas	0.0382955139%
AR516	Ulm Town, Arkansas	0.0000897216%
AR517	Union County, Arkansas	0.4520045466%
AR518	Valley Springs Town, Arkansas	0.0032716177%
AR519	Van Buren City, Arkansas	1.7649031789%
AR520	Van Buren County, Arkansas	0.3641848711%
AR521	Vandervoort Town, Arkansas	0.0000659675%
AR522	Victoria Town, Arkansas	0.0005446257%
AR523	Vilonia City, Arkansas	0.1035441323%
AR524	Viola Town, Arkansas	0.0032700437%
AR525	Wabaseka Town, Arkansas	0.0082530968%
AR526	Waldenburg Town, Arkansas	0.0023526513%
AR527	Waldo City, Arkansas	0.0028426141%
AR528	Waldron City, Arkansas	0.1501465474%
AR529	Walnut Ridge City, Arkansas	0.0315460763%
AR530	Ward City, Arkansas	0.1482609634%
AR531	Warren City, Arkansas	0.1331456688%
AR532	Washington City, Arkansas	0.0014218079%
AR533	Washington County, Arkansas	2.0141562897%
AR534	Watson City, Arkansas	0.0000569524%
AR535	Weiner City, Arkansas	0.0115016760%
AR536	Weldon Town, Arkansas	0.0015514534%
AR537	West Fork City, Arkansas	0.0278779379%
AR538	West Memphis City, Arkansas	0.6402086383%

State ID	Qualifying Subdivision	Consolidated State Allocation
AR539	West Point Town, Arkansas	0.0031173596%
AR540	Western Grove Town, Arkansas	0.0057204300%
AR541	Wheatley City, Arkansas	0.0050976735%
AR542	Whelen Springs Town, Arkansas	0.0002381128%
AR543	White County, Arkansas	0.9979591705%
AR544	White Hall City, Arkansas	0.0551959387%
AR545	Wickes Town, Arkansas	0.0001422380%
AR546	Widener Town, Arkansas	0.0014565804%
AR547	Wiederkehr Village City, Arkansas	0.0015955272%
AR548	Williford Town, Arkansas	0.0025041906%
AR549	Willisville Town, Arkansas	0.0003913692%
AR550	Wilmar City, Arkansas	0.0018078825%
AR551	Wilmot City, Arkansas	0.0171605744%
AR552	Wilson City, Arkansas	0.0038733390%
AR553	Wilton City, Arkansas	0.0002323889%
AR554	Winchester Town, Arkansas	0.0011094280%
AR555	Winslow City, Arkansas	0.0059329284%
AR556	Winthrop City, Arkansas	0.0004315794%
AR557	Woodruff County, Arkansas	0.2136270641%
AR558	Wooster Town, Arkansas	0.0052930004%
AR559	Wrightsville City, Arkansas	0.0089014675%
AR560	Wynne City, Arkansas	0.1541190523%
AR561	Yell County, Arkansas	0.5032932325%
AR562	Yellville City, Arkansas	0.0268081476%
AR563	Zinc Town, Arkansas	0.0018492375%
AR564	Keo Town, Arkansas	0.0137063654%
AR565	Letona Town, Arkansas	0.0096119422%
AR567	Lexa Town, Arkansas	0.0073056542%
AR568	Lonsdale Town, Arkansas	0.0009432928%
AR569	Lowell City, Arkansas	0.2449366017%
AR570	Marshall City, Arkansas	0.0391797079%
AR571	McNeil City, Arkansas	0.0006390694%
AR572	Mountain View City, Arkansas	0.1444262605%
AR573	Nimmons Town, Arkansas	0.0001405209%

State ID	Qualifying Subdivision	Consolidated State Allocation
CA1	Adelanto City, California	
CA2	Agoura Hills City, California	
CA3	Alameda City, California	
CA4	Alameda County, California	
CA5	Albany City, California	
CA6	Alhambra City, California	
CA7	Aliso Viejo City, California	
CA9	Amador County, California	
CA10	American Canyon City, California	
CA11	Anaheim City, California	
CA12	Anderson City, California	
CA13	Antioch City, California	
CA14	Apple Valley Town, California	
CA15	Arcadia City, California	
CA16	Arcata City, California	
CA17	Arroyo Grande City, California	
CA18	Artesia City, California	
CA19	Arvin City, California	
CA20	Atascadero City, California	
CA21	Atwater City, California	
CA22	Auburn City, California	
CA23	Avenal City, California	Allocations in California will be made in accordance with the California State-Subdivision Agreement.
CA24	Azusa City, California	
CA25	Bakersfield City, California	
CA26	Baldwin Park City, California	
CA27	Banning City, California	
CA28	Barstow City, California	
CA29	Beaumont City, California	
CA30	Bell City, California	
CA31	Bell Gardens City, California	
CA32	Bellflower City, California	
CA33	Belmont City, California	
CA34	Benicia City, California	
CA35	Berkeley City, California	
CA36	Beverly Hills City, California	
CA37	Blythe City, California	
CA38	Brawley City, California	
CA39	Brea City, California	
CA40	Brentwood City, California	
CA41	Buena Park City, California	
CA42	Burbank City, California	
CA43	Burlingame City, California	
CA44	Butte County, California	
CA45	Calabasas City, California	
CA46	Calaveras County, California	
CA47	Calexico City, California	
CA48	California City, California	

State ID	Qualifying Subdivision	Consolidated State Allocation
CA49	Camarillo City, California	
CA50	Campbell City, California	
CA51	Canyon Lake City, California	
CA52	Capitola City, California	
CA53	Carlsbad City, California	
CA54	Carpinteria City, California	
CA55	Carson City, California	
CA56	Cathedral City, California	
CA57	Ceres City, California	
CA58	Cerritos City, California	
CA59	Chico City, California	
CA60	Chino City, California	
CA61	Chino Hills City, California	
CA62	Chowchilla City, California	
CA63	Chula Vista City, California	
CA64	Citrus Heights City, California	
CA65	Claremont City, California	
CA66	Clayton City, California	
CA67	Clearlake City, California	
CA68	Clovis City, California	
CA69	Coachella City, California	
CA70	Coalinga City, California	
CA71	Colton City, California	Allocations in California will be made in accordance with the California State- Subdivision Agreement.
CA72	Colusa County, California	
CA73	Commerce City, California	
CA74	Compton City, California	
CA75	Concord City, California	
CA76	Contra Costa County, California	
CA77	Corcoran City, California	
CA78	Corona City, California	
CA79	Coronado City, California	
CA80	Costa Mesa City, California	
CA81	Covina City, California	
CA82	Cudahy City, California	
CA83	Culver City, California	
CA84	Cupertino City, California	
CA85	Cypress City, California	
CA86	Daly City, California	
CA87	Dana Point City, California	
CA88	Danville Town, California	
CA89	Davis City, California	
CA90	Del Norte County, California	
CA91	Delano City, California	
CA92	Desert Hot Springs City, California	
CA93	Diamond Bar City, California	
CA94	Dinuba City, California	
CA95	Dixon City, California	

State ID	Qualifying Subdivision	Consolidated State Allocation
CA96	Downey City, California	Allocations in California will be made in accordance with the California State-Subdivision Agreement.
CA97	Duarte City, California	
CA98	Dublin City, California	
CA99	East Palo Alto City, California	
CA100	Eastvale City, California	
CA101	El Cajon City, California	
CA102	El Centro City, California	
CA103	El Cerrito City, California	
CA104	El Dorado County, California	
CA105	El Monte City, California	
CA106	El Paso De Robles (Paso Robles) City, California	
CA107	El Segundo City, California	
CA108	Elk Grove City, California	
CA109	Emeryville City, California	
CA110	Encinitas City, California	
CA111	Escondido City, California	
CA112	Eureka City, California	
CA113	Exeter City, California	
CA114	Fairfield City, California	
CA115	Farmersville City, California	
CA116	Fillmore City, California	
CA117	Folsom City, California	
CA118	Fontana City, California	
CA119	Fortuna City, California	
CA120	Foster City, California	
CA121	Fountain Valley City, California	
CA122	Fremont City, California	
CA123	Fresno City, California	
CA124	Fresno County, California	
CA125	Fullerton City, California	
CA126	Galt City, California	
CA127	Garden Grove City, California	
CA128	Gardena City, California	
CA129	Gilroy City, California	
CA130	Glendale City, California	
CA131	Glendora City, California	
CA132	Glenn County, California	
CA133	Goleta City, California	
CA134	Grand Terrace City, California	
CA135	Grass Valley City, California	
CA136	Greenfield City, California	
CA137	Grover Beach City, California	
CA138	Half Moon Bay City, California	
CA139	Hanford City, California	
CA140	Hawaiian Gardens City, California	
CA141	Hawthorne City, California	

State ID	Qualifying Subdivision	Consolidated State Allocation
CA142	Hayward City, California	
CA143	Healdsburg City, California	
CA144	Hemet City, California	
CA145	Hercules City, California	
CA146	Hermosa Beach City, California	
CA147	Hesperia City, California	
CA148	Highland City, California	
CA149	Hillsborough Town, California	
CA150	Hollister City, California	
CA151	Humboldt County, California	
CA152	Huntington Beach City, California	
CA153	Huntington Park City, California	
CA154	Imperial Beach City, California	
CA155	Imperial City, California	
CA156	Imperial County, California	
CA157	Indio City, California	
CA158	Inglewood City, California	
CA159	Inyo County, California	
CA160	Irvine City, California	
CA161	Jurupa Valley City, California	
CA162	Kerman City, California	
CA163	Kern County, California	
CA164	King City, California	
CA165	Kings County, California	
CA166	Kingsburg City, California	
CA167	La Cañada Flintridge City, California	
CA168	La Habra City, California	
CA169	La Mesa City, California	
CA170	La Mirada City, California	
CA171	La Palma City, California	
CA172	La Puente City, California	
CA173	La Quinta City, California	
CA174	La Verne City, California	
CA175	Lafayette City, California	
CA176	Laguna Beach City, California	
CA177	Laguna Hills City, California	
CA178	Laguna Niguel City, California	
CA179	Laguna Woods City, California	
CA180	Lake County, California	
CA181	Lake Elsinore City, California	
CA182	Lake Forest City, California	
CA183	Lakeport City, California	
CA184	Lakewood City, California	
CA185	Lancaster City, California	
CA186	Larkspur City, California	
CA187	Lassen County, California	
CA188	Lathrop City, California	

Allocations in California
will be made in
accordance with the
California State-
Subdivision Agreement.

State ID	Qualifying Subdivision	Consolidated State Allocation
CA189	Lawndale City, California	
CA190	Lemon Grove City, California	
CA191	Lemoore City, California	
CA192	Lincoln City, California	
CA193	Lindsay City, California	
CA194	Livermore City, California	
CA195	Livingston City, California	
CA196	Lodi City, California	
CA197	Loma Linda City, California	
CA198	Lomita City, California	
CA199	Lompoc City, California	
CA200	Long Beach City, California	
CA201	Los Alamitos City, California	
CA202	Los Altos City, California	
CA203	Los Angeles City, California	
CA204	Los Angeles County, California	
CA205	Los Banos City, California	
CA206	Los Gatos Town, California	
CA207	Lynwood City, California	
CA208	Madera City, California	
CA209	Madera County, California	
CA210	Malibu City, California	
CA211	Manhattan Beach City, California	
CA212	Manteca City, California	
CA213	Marin County, California	
CA214	Marina City, California	
CA215	Mariposa County, California	
CA216	Martinez City, California	
CA217	Marysville City, California	
CA218	Maywood City, California	
CA219	McFarland City, California	
CA220	Mendocino County, California	
CA221	Mendota City, California	
CA222	Menifee City, California	
CA223	Menlo Park City, California	
CA224	Merced City, California	
CA225	Merced County, California	
CA226	Mill Valley City, California	
CA227	Millbrae City, California	
CA228	Milpitas City, California	
CA229	Mission Viejo City, California	
CA230	Modesto City, California	
CA231	Modoc County, California	
CA232	Mono County, California	
CA233	Monrovia City, California	
CA234	Montclair City, California	
CA235	Montebello City, California	

Allocations in California will be made in accordance with the California State-Subdivision Agreement.

State ID	Qualifying Subdivision	Consolidated State Allocation
CA236	Monterey City, California	
CA237	Monterey County, California	
CA238	Monterey Park City, California	
CA239	Moorpark City, California	
CA240	Moraga Town, California	
CA241	Moreno Valley City, California	
CA242	Morgan Hill City, California	
CA243	Morro Bay City, California	
CA244	Mountain View City, California	
CA245	Murrieta City, California	
CA246	Napa City, California	
CA247	Napa County, California	
CA248	National City, California	
CA249	Nevada County, California	
CA250	Newark City, California	
CA251	Newman City, California	
CA252	Newport Beach City, California	
CA253	Norco City, California	
CA254	Norwalk City, California	
CA255	Novato City, California	
CA256	Oakdale City, California	
CA257	Oakland City, California	
CA258	Oakley City, California	Allocations in California will be made in accordance with the California State-Subdivision Agreement.
CA259	Oceanside City, California	
CA260	Ontario City, California	
CA261	Orange City, California	
CA262	Orange County, California	
CA263	Orange Cove City, California	
CA264	Orinda City, California	
CA265	Oroville City, California	
CA266	Oxnard City, California	
CA267	Pacific Grove City, California	
CA268	Pacifica City, California	
CA269	Palm Desert City, California	
CA270	Palm Springs City, California	
CA271	Palmdale City, California	
CA272	Palo Alto City, California	
CA273	Palos Verdes Estates City, California	
CA274	Paramount City, California	
CA275	Parlier City, California	
CA276	Pasadena City, California	
CA277	Patterson City, California	
CA278	Perris City, California	
CA279	Petaluma City, California	
CA280	Pico Rivera City, California	
CA281	Piedmont City, California	
CA282	Pinole City, California	

State ID	Qualifying Subdivision	Consolidated State Allocation
CA283	Pittsburg City, California	
CA284	Placentia City, California	
CA285	Placer County, California	
CA286	Placerville City, California	
CA287	Pleasant Hill City, California	
CA288	Pleasanton City, California	
CA289	Plumas County, California	
CA290	Pomona City, California	
CA291	Port Hueneme City, California	
CA292	Porterville City, California	
CA293	Poway City, California	
CA294	Rancho Cordova City, California	
CA295	Rancho Cucamonga City, California	
CA296	Rancho Mirage City, California	
CA297	Rancho Palos Verdes City, California	
CA298	Rancho Santa Margarita City, California	
CA299	Red Bluff City, California	
CA300	Redding City, California	
CA301	Redlands City, California	
CA302	Redondo Beach City, California	
CA303	Redwood City, California	
CA304	Reedley City, California	
CA305	Rialto City, California	
CA306	Richmond City, California	
CA307	Ridgecrest City, California	
CA308	Ripon City, California	
CA309	Riverbank City, California	
CA310	Riverside City, California	
CA311	Riverside County, California	
CA312	Rocklin City, California	
CA313	Rohnert Park City, California	
CA314	Rosemead City, California	
CA315	Roseville City, California	
CA316	Sacramento City, California	
CA317	Sacramento County, California	
CA318	Salinas City, California	
CA319	San Anselmo Town, California	
CA320	San Benito County, California	
CA321	San Bernardino City, California	
CA322	San Bernardino County, California	
CA323	San Bruno City, California	
CA324	San Buenaventura (Ventura) City, California	
CA325	San Carlos City, California	
CA326	San Clemente City, California	
CA327	San Diego City, California	
CA328	San Diego County, California	

Allocations in California will be made in accordance with the California State-Subdivision Agreement.

State ID	Qualifying Subdivision	Consolidated State Allocation
CA329	San Dimas City, California	
CA330	San Fernando City, California	
CA331	San Francisco City, California	
CA332	San Gabriel City, California	
CA333	San Jacinto City, California	
CA334	San Joaquin County, California	
CA335	San Jose City, California	
CA336	San Juan Capistrano City, California	
CA337	San Leandro City, California	
CA338	San Luis Obispo City, California	
CA339	San Luis Obispo County, California	
CA340	San Marcos City, California	
CA341	San Marino City, California	
CA342	San Mateo City, California	
CA343	San Mateo County, California	
CA344	San Pablo City, California	
CA345	San Rafael City, California	
CA346	San Ramon City, California	
CA347	Sanger City, California	
CA348	Santa Ana City, California	
CA349	Santa Barbara City, California	
CA350	Santa Barbara County, California	
CA351	Santa Clara City, California	
CA352	Santa Clara County, California	
CA353	Santa Clarita City, California	
CA354	Santa Cruz City, California	
CA355	Santa Cruz County, California	
CA356	Santa Fe Springs City, California	
CA357	Santa Maria City, California	
CA358	Santa Monica City, California	
CA359	Santa Paula City, California	
CA360	Santa Rosa City, California	
CA361	Santee City, California	
CA362	Saratoga City, California	
CA363	Scotts Valley City, California	
CA364	Seal Beach City, California	
CA365	Seaside City, California	
CA366	Selma City, California	
CA367	Shafter City, California	
CA368	Shasta County, California	
CA369	Shasta Lake City, California	
CA371	Sierra Madre City, California	
CA372	Signal Hill City, California	
CA373	Simi Valley City, California	
CA374	Siskiyou County, California	
CA375	Solana Beach City, California	
CA376	Solano County, California	

Allocations in California will be made in accordance with the California State-Subdivision Agreement.

State ID	Qualifying Subdivision	Consolidated State Allocation
CA377	Soledad City, California	
CA378	Sonoma City, California	
CA379	Sonoma County, California	
CA380	South El Monte City, California	
CA381	South Gate City, California	
CA382	South Lake Tahoe City, California	
CA383	South Pasadena City, California	
CA384	South San Francisco City, California	
CA385	Stanislaus County, California	
CA386	Stanton City, California	
CA387	Stockton City, California	
CA388	Suisun City, California	
CA389	Sunnyvale City, California	
CA390	Susanville City, California	
CA391	Sutter County, California	
CA392	Tehachapi City, California	
CA393	Tehama County, California	
CA394	Temecula City, California	
CA395	Temple City, California	
CA396	Thousand Oaks City, California	
CA397	Torrance City, California	
CA398	Tracy City, California	Allocations in California will be made in accordance with the California State-Subdivision Agreement.
CA399	Trinity County, California	
CA400	Truckee Town, California	
CA401	Tulare City, California	
CA402	Tulare County, California	
CA403	Tuolumne County, California	
CA404	Turlock City, California	
CA405	Tustin City, California	
CA406	Twentynine Palms City, California	
CA407	Ukiah City, California	
CA408	Union City, California	
CA409	Upland City, California	
CA410	Vacaville City, California	
CA411	Vallejo City, California	
CA412	Ventura County, California	
CA413	Victorville City, California	
CA414	Visalia City, California	
CA415	Vista City, California	
CA416	Walnut City, California	
CA417	Walnut Creek City, California	
CA418	Wasco City, California	
CA419	Watsonville City, California	
CA420	West Covina City, California	
CA421	West Hollywood City, California	
CA422	West Sacramento City, California	
CA423	Westminster City, California	

State ID	Qualifying Subdivision	Consolidated State Allocation
CA424	Whittier City, California	Allocations in California will be made in accordance with the California State-Subdivision Agreement.
CA425	Wildomar City, California	
CA426	Windsor Town, California	
CA427	Woodland City, California	
CA428	Yolo County, California	
CA429	Yorba Linda City, California	
CA430	Yuba City, California	
CA431	Yuba County, California	
CA432	Yucaipa City, California	
CA433	Yucca Valley Town, California	

State ID	Qualifying Subdivision	Consolidated State Allocation
CO1	Adams County, Colorado	
CO2	Alamosa City, Colorado	
CO3	Alamosa County, Colorado	
CO4	Arapahoe County, Colorado	
CO5	Archuleta County, Colorado	
CO6	Arvada City, Colorado	
CO7	Aurora City, Colorado	
CO8	Baca County, Colorado	
CO9	Bent County, Colorado	
CO10	Black Hawk City, Colorado	
CO11	Boulder City, Colorado	
CO12	Boulder County, Colorado	
CO13	Brighton City, Colorado	
CO14	Broomfield City, Colorado	
CO15	Cañon City, Colorado	
CO16	Castle Pines City, Colorado	
CO17	Castle Rock Town, Colorado	
CO18	Centennial City, Colorado	
CO19	Chaffee County, Colorado	
CO20	Cheyenne County, Colorado	
CO21	Clear Creek County, Colorado	
CO22	Colorado Springs City, Colorado	
CO23	Commerce City, Colorado	Allocations in Colorado will be made in accordance with the Colorado Opioids Settlement Memorandum of Understanding.
CO24	Conejos County, Colorado	
CO25	Costilla County, Colorado	
CO26	Crowley County, Colorado	
CO27	Custer County, Colorado	
CO28	Delta County, Colorado	
CO29	Denver City, Colorado	
CO30	Dolores County, Colorado	
CO31	Douglas County, Colorado	
CO32	Durango City, Colorado	
CO33	Eagle County, Colorado	
CO34	El Paso County, Colorado	
CO35	Elbert County, Colorado	
CO36	Englewood City, Colorado	
CO37	Erie Town, Colorado	
CO38	Evans City, Colorado	
CO39	Federal Heights City, Colorado	
CO40	Firestone Town, Colorado	
CO41	Fort Collins City, Colorado	
CO42	Fort Morgan City, Colorado	
CO43	Fountain City, Colorado	
CO44	Frederick Town, Colorado	
CO45	Fremont County, Colorado	
CO46	Fruita City, Colorado	
CO47	Garfield County, Colorado	
CO48	Gilpin County, Colorado	
CO49	Golden City, Colorado	

State ID	Qualifying Subdivision	Consolidated State Allocation
CO50	Grand County, Colorado	
CO51	Grand Junction City, Colorado	
CO52	Greeley City, Colorado	
CO53	Greenwood Village City, Colorado	
CO54	Gunnison County, Colorado	
CO55	Hinsdale County, Colorado	
CO56	Hudson Town, Colorado	
CO57	Huerfano County, Colorado	
CO58	Jackson County, Colorado	
CO59	Jefferson County, Colorado	
CO60	Johnstown, Colorado	
CO61	Kiowa County, Colorado	
CO62	Kit Carson County, Colorado	
CO63	La Plata County, Colorado	
CO64	Lafayette City, Colorado	
CO65	Lake County, Colorado	
CO66	Lakewood City, Colorado	
CO67	Larimer County, Colorado	
CO68	Las Animas County, Colorado	
CO69	Lincoln County, Colorado	
CO70	Littleton City, Colorado	
CO71	Logan County, Colorado	
CO72	Lone Tree City, Colorado	
CO73	Longmont City, Colorado	
CO74	Louisville City, Colorado	
CO75	Loveland City, Colorado	
CO76	Mesa County, Colorado	
CO77	Mineral County, Colorado	
CO78	Moffat County, Colorado	
CO79	Montezuma County, Colorado	
CO80	Montrose City, Colorado	
CO81	Montrose County, Colorado	
CO82	Morgan County, Colorado	
CO83	Northglenn City, Colorado	
CO84	Otero County, Colorado	
CO85	Ouray County, Colorado	
CO86	Park County, Colorado	
CO87	Parker Town, Colorado	
CO88	Phillips County, Colorado	
CO89	Pitkin County, Colorado	
CO90	Prowers County, Colorado	
CO91	Pueblo City, Colorado	
CO92	Pueblo County, Colorado	
CO93	Rio Blanco County, Colorado	
CO94	Rio Grande County, Colorado	
CO95	Routt County, Colorado	
CO96	Saguache County, Colorado	
CO97	San Juan County, Colorado	
CO98	San Miguel County, Colorado	

Allocations in Colorado will be made in accordance with the Colorado Opioids Settlement Memorandum of Understanding.

State ID	Qualifying Subdivision	Consolidated State Allocation
CO99	Sedgwick County, Colorado	
CO100	Sheridan City, Colorado	
CO101	Steamboat Springs City, Colorado	
CO102	Sterling City, Colorado	
CO103	Summit County, Colorado	
CO104	Superior Town, Colorado	
CO105	Teller County, Colorado	
CO106	Thornton City, Colorado	
CO107	Washington County, Colorado	
CO108	Weld County, Colorado	
CO109	Wellington Town, Colorado	
CO110	Westminster City, Colorado	
CO111	Wheat Ridge City, Colorado	
CO112	Windsor Town, Colorado	
CO113	Yuma County, Colorado	
CO114	Aguilar Town, Colorado	
CO115	Akron Town, Colorado	
CO116	Alma Town, Colorado	
CO117	Antonito Town, Colorado	
CO118	Arriba Town, Colorado	
CO119	Aspen City, Colorado	
CO120	Ault Town, Colorado	
CO121	Avon Town, Colorado	
CO122	Basalt Town, Colorado	
CO123	Bayfield Town, Colorado	
CO124	Bennett Town, Colorado	
CO125	Berthoud Town, Colorado	
CO126	Bethune Town, Colorado	
CO127	Blanca Town, Colorado	
CO128	Blue River Town, Colorado	
CO129	Boone Town, Colorado	
CO130	Bow Mar Town, Colorado	
CO131	Branson Town, Colorado	
CO132	Breckenridge Town, Colorado	
CO133	Brookside Town, Colorado	
CO134	Brush City, Colorado	
CO135	Buena Vista Town, Colorado	
CO136	Burlington City, Colorado	
CO137	Calhan Town, Colorado	
CO138	Campo Town, Colorado	
CO139	Carbondale Town, Colorado	
CO140	Cedaredge Town, Colorado	
CO141	Center Town, Colorado	
CO142	Central City, Colorado	
CO143	Cheraw Town, Colorado	
CO144	Cherry Hills Village City, Colorado	
CO145	Cheyenne Wells Town, Colorado	
CO146	City Of Creede Town, Colorado	

Allocations in Colorado will be made in accordance with the Colorado Opioids Settlement Memorandum of Understanding.

State ID	Qualifying Subdivision	Consolidated State Allocation
CO147	Coal Creek Town, Colorado	
CO148	Cokedale Town, Colorado	
CO149	Collbran Town, Colorado	
CO150	Columbine Valley Town, Colorado	
CO151	Cortez City, Colorado	
CO152	Craig City, Colorado	
CO153	Crawford Town, Colorado	
CO154	Crested Butte Town, Colorado	
CO155	Crestone Town, Colorado	
CO156	Cripple Creek City, Colorado	
CO157	Crook Town, Colorado	
CO158	Crowley Town, Colorado	
CO159	Dacono City, Colorado	
CO160	De Beque Town, Colorado	
CO161	Deer Trail Town, Colorado	
CO162	Del Norte Town, Colorado	
CO163	Delta City, Colorado	
CO164	Dillon Town, Colorado	
CO165	Dinosaur Town, Colorado	
CO166	Dolores Town, Colorado	
CO167	Dove Creek Town, Colorado	
CO168	Eads Town, Colorado	
CO169	Eagle Town, Colorado	
CO170	Eaton Town, Colorado	
CO171	Eckley Town, Colorado	
CO172	Edgewater City, Colorado	
CO173	Elizabeth Town, Colorado	
CO174	Empire Town, Colorado	
CO175	Estes Park Town, Colorado	
CO176	Fairplay Town, Colorado	
CO177	Flagler Town, Colorado	
CO178	Fleming Town, Colorado	
CO179	Florence City, Colorado	
CO180	Fort Lupton City, Colorado	
CO181	Fowler Town, Colorado	
CO182	Foxfield Town, Colorado	
CO183	Fraser Town, Colorado	
CO184	Frisco Town, Colorado	
CO185	Garden City Town, Colorado	
CO186	Genoa Town, Colorado	
CO187	Georgetown Town, Colorado	
CO188	Gilcrest Town, Colorado	
CO189	Glendale City, Colorado	
CO190	Glenwood Springs City, Colorado	
CO191	Granada Town, Colorado	
CO192	Granby Town, Colorado	
CO193	Grand Lake Town, Colorado	
CO194	Green Mountain Falls Town, Colorado	

Allocations in Colorado will be made in accordance with the Colorado Opioids Settlement Memorandum of Understanding.

State ID	Qualifying Subdivision	Consolidated State Allocation
CO195	Grover Town, Colorado	
CO196	Gunnison City, Colorado	
CO197	Gypsum Town, Colorado	
CO198	Hartman Town, Colorado	
CO199	Haswell Town, Colorado	
CO200	Haxtun Town, Colorado	
CO201	Hayden Town, Colorado	
CO202	Hillrose Town, Colorado	
CO203	Holly Town, Colorado	
CO204	Holyoke City, Colorado	
CO205	Hooper Town, Colorado	
CO206	Hot Sulphur Springs Town, Colorado	
CO207	Hotchkiss Town, Colorado	
CO208	Hugo Town, Colorado	
CO209	Idaho Springs City, Colorado	
CO210	Ignacio Town, Colorado	
CO211	Iliff Town, Colorado	
CO212	Jamestown Town, Colorado	
CO213	Julesburg Town, Colorado	
CO214	Keenesburg Town, Colorado	
CO215	Kersey Town, Colorado	
CO216	Kim Town, Colorado	
CO217	Kiowa Town, Colorado	
CO218	Kit Carson Town, Colorado	
CO219	Kremmling Town, Colorado	
CO220	La Jara Town, Colorado	
CO221	La Junta City, Colorado	
CO222	La Salle Town, Colorado	
CO223	La Veta Town, Colorado	
CO224	Lake City Town, Colorado	
CO225	Lakeside Town, Colorado	
CO226	Lamar City, Colorado	
CO227	Larkspur Town, Colorado	
CO228	Las Animas City, Colorado	
CO229	Leadville City, Colorado	
CO230	Limon Town, Colorado	
CO231	Lochbuie Town, Colorado	
CO232	Log Lane Village Town, Colorado	
CO233	Lyons Town, Colorado	
CO234	Manassa Town, Colorado	
CO235	Mancos Town, Colorado	
CO236	Manitou Springs City, Colorado	
CO237	Manzanola Town, Colorado	
CO238	Marble Town, Colorado	
CO239	Mead Town, Colorado	
CO240	Meeker Town, Colorado	
CO241	Merino Town, Colorado	
CO242	Milliken Town, Colorado	

Allocations in Colorado will be made in accordance with the Colorado Opioids Settlement Memorandum of Understanding.

State ID	Qualifying Subdivision	Consolidated State Allocation
CO243	Minturn Town, Colorado	
CO244	Moffat Town, Colorado	
CO245	Monte Vista City, Colorado	
CO246	Montezuma Town, Colorado	
CO247	Monument Town, Colorado	
CO248	Morrison Town, Colorado	
CO249	Mount Crested Butte Town, Colorado	
CO250	Mountain View Town, Colorado	
CO251	Mountain Village Town, Colorado	
CO252	Naturita Town, Colorado	
CO253	Nederland Town, Colorado	
CO254	New Castle Town, Colorado	
CO255	Norwood Town, Colorado	
CO256	Nucla Town, Colorado	
CO257	Nunn Town, Colorado	
CO258	Oak Creek Town, Colorado	
CO259	Olathe Town, Colorado	
CO260	Olney Springs Town, Colorado	
CO261	Ophir Town, Colorado	
CO262	Orchard City Town, Colorado	
CO263	Ordway Town, Colorado	
CO264	Otis Town, Colorado	
CO265	Ouray City, Colorado	
CO266	Ovid Town, Colorado	
CO267	Pagosa Springs Town, Colorado	
CO268	Palisade Town, Colorado	
CO269	Palmer Lake Town, Colorado	
CO270	Paoli Town, Colorado	
CO271	Paonia Town, Colorado	
CO272	Parachute Town, Colorado	
CO273	Petz Town, Colorado	
CO274	Pierce Town, Colorado	
CO275	Pitkin Town, Colorado	
CO276	Platteville Town, Colorado	
CO277	Poncha Springs Town, Colorado	
CO278	Pritchett Town, Colorado	
CO279	Ramah Town, Colorado	
CO280	Rangely Town, Colorado	
CO281	Raymer (New Raymer) Town, Colorado	
CO282	Red Cliff Town, Colorado	
CO283	Rico Town, Colorado	
CO284	Ridgway Town, Colorado	
CO285	Rifle City, Colorado	
CO286	Rockvale Town, Colorado	
CO287	Rocky Ford City, Colorado	
CO288	Romeo Town, Colorado	
CO289	Rye Town, Colorado	

Allocations in Colorado
will be made in
accordance with the
Colorado Opioids
Settlement Memorandum
of Understanding.

State ID	Qualifying Subdivision	Consolidated State Allocation
CO290	Saguache Town, Colorado	
CO291	Salida City, Colorado	
CO292	San Luis Town, Colorado	
CO293	Sanford Town, Colorado	
CO294	Sawpit Town, Colorado	
CO295	Sedgwick Town, Colorado	
CO296	Seibert Town, Colorado	
CO297	Severance Town, Colorado	
CO298	Sheridan Lake Town, Colorado	
CO299	Silt Town, Colorado	
CO300	Silver Cliff Town, Colorado	
CO301	Silver Plume Town, Colorado	
CO302	Silverthorne Town, Colorado	
CO303	Silverton Town, Colorado	
CO304	Simla Town, Colorado	
CO305	Snowmass Village Town, Colorado	
CO306	South Fork Town, Colorado	
CO307	Springfield Town, Colorado	
CO308	Starkville Town, Colorado	
CO309	Stratton Town, Colorado	
CO310	Sugar City Town, Colorado	
CO311	Swink Town, Colorado	
CO312	Telluride Town, Colorado	
CO313	Timnath Town, Colorado	
CO314	Trinidad City, Colorado	
CO315	Two Buttes Town, Colorado	
CO316	Vail Town, Colorado	
CO317	Victor City, Colorado	
CO318	Vilas Town, Colorado	
CO319	Vona Town, Colorado	
CO320	Walden Town, Colorado	
CO321	Walsenburg City, Colorado	
CO322	Walsh Town, Colorado	
CO323	Ward Town, Colorado	
CO324	Westcliffe Town, Colorado	
CO325	Wiggins Town, Colorado	
CO326	Wiley Town, Colorado	
CO327	Williamsburg Town, Colorado	
CO328	Winter Park Town, Colorado	
CO329	Woodland Park City, Colorado	
CO330	Wray City, Colorado	
CO331	Yampa Town, Colorado	
CO332	Yuma City, Colorado	

Allocations in Colorado will be made in accordance with the Colorado Opioids Settlement Memorandum of Understanding.

State ID	Qualifying Subdivision	Consolidated State Allocation
CT1	Andover Town, Connecticut	0.0513214640%
CT2	Ansonia City, Connecticut	0.5316052437%
CT3	Ashford Town, Connecticut	0.1096965130%
CT4	Avon Town, Connecticut	0.5494886534%
CT5	Barkhamsted Town, Connecticut	0.0620629520%
CT6	Beacon Falls Town, Connecticut	0.1953947308%
CT7	Berlin Town, Connecticut	0.5215629385%
CT8	Bethany Town, Connecticut	0.1039156068%
CT9	Bethel Town, Connecticut	0.3522422145%
CT10	Bethlehem Town, Connecticut	0.0078647202%
CT11	Bloomfield Town, Connecticut	0.4888368136%
CT12	Bolton Town, Connecticut	0.1520831395%
CT13	Bozrah Town, Connecticut	0.0582057867%
CT14	Branford Town, Connecticut	0.8903816954%
CT15	Bridgeport City, Connecticut	3.2580743095%
CT16	Bridgewater Town, Connecticut	0.0118125935%
CT17	Bristol City, Connecticut	1.3355768908%
CT18	Brookfield Town, Connecticut	0.3087903124%
CT19	Brooklyn Town, Connecticut	0.1880661562%
CT20	Burlington Town, Connecticut	0.2348761319%
CT21	Canaan Town, Connecticut	0.0343343640%
CT22	Canterbury Town, Connecticut	0.1354310071%
CT23	Canton Town, Connecticut	0.2669011966%
CT24	Chaplin Town, Connecticut	0.0523959290%
CT25	Cheshire Town, Connecticut	0.9783113499%
CT26	Chester Town, Connecticut	0.0772387574%
CT27	Clinton Town, Connecticut	0.5348726093%
CT28	Colchester Town, Connecticut	0.6134395770%
CT29	Colebrook Town, Connecticut	0.0296870114%
CT30	Columbia Town, Connecticut	0.1005666237%
CT31	Cornwall Town, Connecticut	0.0486027928%
CT32	Coventry Town, Connecticut	0.3460011479%
CT33	Cromwell Town, Connecticut	0.4750451453%
CT34	Danbury City, Connecticut	1.1556465907%
CT35	Darien Town, Connecticut	0.6429649345%
CT36	Deep River Town, Connecticut	0.0924563595%
CT37	Derby City, Connecticut	0.3503125449%
CT38	Durham Town, Connecticut	0.0079309232%
CT39	East Granby Town, Connecticut	0.1455975170%
CT40	East Haddam Town, Connecticut	0.3145696377%
CT41	East Hampton Town, Connecticut	0.4637546663%
CT42	East Hartford Town, Connecticut	1.2645454069%
CT43	East Haven Town, Connecticut	0.8590923735%
CT44	East Lyme Town, Connecticut	0.6375826296%
CT45	East Windsor Town, Connecticut	0.2419743793%
CT46	Eastford Town, Connecticut	0.0446651958%
CT47	Easton Town, Connecticut	0.1354961231%
CT48	Ellington Town, Connecticut	0.4010047839%
CT49	Enfield Town, Connecticut	0.9173431190%

State ID	Qualifying Subdivision	Consolidated State Allocation
CT50	Essex Town, Connecticut	0.1431870357%
CT51	Fairfield Town, Connecticut	1.4212308415%
CT52	Farmington Town, Connecticut	0.6572091547%
CT53	Franklin Town, Connecticut	0.0446032416%
CT54	Glastonbury Town, Connecticut	1.0420644550%
CT55	Goshen Town, Connecticut	0.0030464255%
CT56	Granby Town, Connecticut	0.2928405247%
CT57	Greenwich Town, Connecticut	1.5644702467%
CT58	Griswold Town, Connecticut	0.3865570141%
CT59	Groton Town, Connecticut	1.4033874500%
CT60	Guilford Town, Connecticut	0.8399392493%
CT61	Haddam Town, Connecticut	0.0151716553%
CT62	Hamden Town, Connecticut	1.7724359413%
CT63	Hampton Town, Connecticut	0.0429454985%
CT64	Hartford City, Connecticut	5.3268549899%
CT65	Hartland Town, Connecticut	0.0359782738%
CT66	Harwinton Town, Connecticut	0.0126363764%
CT67	Hebron Town, Connecticut	0.1593443254%
CT68	Kent Town, Connecticut	0.0835899976%
CT69	Killingly Town, Connecticut	0.6116898413%
CT70	Killingworth Town, Connecticut	0.2652963170%
CT71	Lebanon Town, Connecticut	0.2746607824%
CT72	Ledyard Town, Connecticut	0.5514380850%
CT73	Lisbon Town, Connecticut	0.1156355161%
CT74	Litchfield Town, Connecticut	0.3481982974%
CT75	Lyme Town, Connecticut	0.0023141411%
CT76	Madison Town, Connecticut	0.7594223560%
CT77	Manchester Town, Connecticut	1.3929765818%
CT78	Mansfield Town, Connecticut	0.3058754037%
CT79	Marlborough Town, Connecticut	0.0766010346%
CT80	Meriden City, Connecticut	1.8508778149%
CT81	Middlebury Town, Connecticut	0.0276033951%
CT82	Middlefield Town, Connecticut	0.0075627554%
CT83	Middletown City, Connecticut	1.5343128975%
CT84	Milford City, Connecticut	1.8215679630%
CT85	Monroe Town, Connecticut	0.4307375445%
CT86	Montville Town, Connecticut	0.5806185940%
CT87	Morris Town, Connecticut	0.0099785725%
CT88	Naugatuck Borough, Connecticut	1.0644527326%
CT89	New Britain City, Connecticut	1.5740557511%
CT90	New Canaan Town, Connecticut	0.6136187204%
CT91	New Fairfield Town, Connecticut	0.2962030448%
CT92	New Hartford Town, Connecticut	0.1323482193%
CT93	New Haven City, Connecticut	5.8061427601%
CT94	New London City, Connecticut	1.0536729060%
CT95	New Milford Town, Connecticut	1.0565475001%
CT96	Newington Town, Connecticut	0.7132456565%
CT97	Newtown, Connecticut	0.5964476353%
CT98	Norfolk Town, Connecticut	0.0442819100%

State ID	Qualifying Subdivision	Consolidated State Allocation
CT99	North Branford Town, Connecticut	0.4795791623%
CT100	North Canaan Town, Connecticut	0.0913148022%
CT101	North Haven Town, Connecticut	0.7922543069%
CT102	North Stonington Town, Connecticut	0.1803885830%
CT103	Norwalk City, Connecticut	1.5918210823%
CT104	Norwich City, Connecticut	1.1639182124%
CT105	Old Lyme Town, Connecticut	0.0247921386%
CT106	Old Saybrook Town, Connecticut	0.4181170767%
CT107	Orange Town, Connecticut	0.3683598812%
CT108	Oxford Town, Connecticut	0.3955127994%
CT109	Plainfield Town, Connecticut	0.5352043161%
CT110	Plainville Town, Connecticut	0.3937549612%
CT111	Plymouth Town, Connecticut	0.4213382978%
CT112	Pomfret Town, Connecticut	0.1174722050%
CT113	Portland Town, Connecticut	0.3205523149%
CT114	Preston Town, Connecticut	0.1319895374%
CT115	Prospect Town, Connecticut	0.3056173107%
CT116	Putnam Town, Connecticut	0.2953254103%
CT117	Redding Town, Connecticut	0.1726435223%
CT118	Ridgefield Town, Connecticut	0.6645173744%
CT119	Rocky Hill Town, Connecticut	0.3929175425%
CT120	Roxbury Town, Connecticut	0.0037924445%
CT121	Salem Town, Connecticut	0.1075219911%
CT122	Salisbury Town, Connecticut	0.1052257347%
CT123	Scotland Town, Connecticut	0.0395212218%
CT124	Seymour Town, Connecticut	0.5301171581%
CT125	Sharon Town, Connecticut	0.0761294123%
CT126	Shelton City, Connecticut	0.5601099879%
CT127	Sherman Town, Connecticut	0.0494382353%
CT128	Simsbury Town, Connecticut	0.6988446241%
CT129	Somers Town, Connecticut	0.2491740063%
CT130	South Windsor Town, Connecticut	0.7310935932%
CT131	Southbury Town, Connecticut	0.0581965974%
CT132	Southington Town, Connecticut	0.9683065927%
CT133	Sprague Town, Connecticut	0.0874709763%
CT134	Stafford Town, Connecticut	0.3388202949%
CT135	Stamford City, Connecticut	2.9070395589%
CT136	Sterling Town, Connecticut	0.0949826467%
CT137	Stonington Town, Connecticut	0.5576891315%
CT138	Stratford Town, Connecticut	0.9155695700%
CT139	Suffield Town, Connecticut	0.3402792315%
CT140	Thomaston Town, Connecticut	0.2664061562%
CT141	Thompson Town, Connecticut	0.2673479187%
CT142	Tolland Town, Connecticut	0.4342020371%
CT143	Torrington City, Connecticut	1.3652460176%
CT144	Trumbull Town, Connecticut	0.7617744403%
CT145	Union Town, Connecticut	0.0153941764%

State ID	Qualifying Subdivision	Consolidated State Allocation
CT146	Vernon Town, Connecticut	0.7027162157%
CT147	Voluntown, Connecticut	0.0733181557%
CT148	Wallingford Town, Connecticut	1.5350353996%
CT149	Warren Town, Connecticut	0.0489758024%
CT150	Washington Town, Connecticut	0.1553517897%
CT151	Waterbury City, Connecticut	4.6192219654%
CT152	Waterford Town, Connecticut	0.7608802056%
CT153	Watertown, Connecticut	0.6868118808%
CT154	West Hartford Town, Connecticut	1.6216697477%
CT155	West Haven City, Connecticut	1.4026972589%
CT156	Westbrook Town, Connecticut	0.2586999280%
CT157	Weston Town, Connecticut	0.3664201329%
CT158	Westport Town, Connecticut	0.8921084083%
CT159	Wethersfield Town, Connecticut	0.6208707168%
CT160	Willington Town, Connecticut	0.0975268185%
CT161	Wilton Town, Connecticut	0.6378099925%
CT162	Winchester Town, Connecticut	0.3760305376%
CT163	Windham Town, Connecticut	1.0108949901%
CT164	Windsor Locks Town, Connecticut	0.3174167624%
CT165	Windsor Town, Connecticut	0.7548324123%
CT166	Wolcott Town, Connecticut	0.5443693820%
CT167	Woodbridge Town, Connecticut	0.2435300513%
CT168	Woodbury Town, Connecticut	0.3411988605%
CT169	Woodmont Borough, Connecticut	0.0173159412%
CT170	Woodstock Town, Connecticut	0.1817110623%

State ID	Qualifying Subdivision	Consolidated State Allocation
DE1	Dover City, Delaware	25.00000000% (\$1.00)
DE2	Kent County, Delaware	25.00000000% (\$1.00)
DE3	Middletown, Delaware	0.0000000000%
DE4	Milford City, Delaware	0.0000000000%
DE5	New Castle County, Delaware	0.0000000000%
DE6	Newark City, Delaware	0.0000000000%
DE7	Seaford City, Delaware	25.00000000% (\$1.00)
DE8	Smyrna Town, Delaware	0.0000000000%
DE9	Sussex County, Delaware	25.00000000% (\$1.00)
DE10	Wilmington City, Delaware	0.0000000000%

State ID	Qualifying Subdivision	Consolidated State Allocation
GA1	Acworth City, Georgia	0.1010066057%
GA2	Adel City, Georgia	0.0545649432%
GA3	Albany City, Georgia	0.3157843012%
GA4	Alma City, Georgia	0.0720108615%
GA5	Alpharetta City, Georgia	0.2110377863%
GA6	Americus City, Georgia	0.0651732444%
GA7	Appling County, Georgia	0.1891925647%
GA8	Arlington City, Georgia	0.0057755147%
GA9	Athens-Clarke County Unified Government, Georgia	1.3856330305%
GA10	Atkinson County, Georgia	0.0986720780%
GA11	Atlanta City, Georgia	2.9922320659%
GA12	Augusta-Richmond County Consolidated Government, Georgia	2.7761021713%
GA13	Bacon County, Georgia	0.1326313298%
GA14	Bainbridge City, Georgia	0.0569861790%
GA15	Baker County, Georgia	0.0138992540%
GA16	Baldwin County, Georgia	0.2940093402%
GA17	Banks County, Georgia	0.2108287241%
GA18	Barrow County, Georgia	0.7562315570%
GA19	Bartow County, Georgia	1.0945235112%
GA20	Ben Hill County, Georgia	0.0834031458%
GA21	Berrien County, Georgia	0.1225733642%
GA22	Blackshear City, Georgia	0.0349161927%
GA23	Blakely City, Georgia	0.0158441397%
GA24	Bleckley County, Georgia	0.1430561858%
GA25	Brantley County, Georgia	0.2875410777%
GA26	Braselton Town, Georgia	0.0371467624%
GA27	Brookhaven City, Georgia	0.0913450445%
GA28	Brooks County, Georgia	0.1455943886%
GA29	Brunswick City, Georgia	0.1020085339%
GA30	Bryan County, Georgia	0.2289883650%
GA31	Buford City, Georgia	0.0023586547%
GA32	Bulloch County, Georgia	0.4088475182%
GA33	Burke County, Georgia	0.1875413288%
GA34	Butts County, Georgia	0.3178860983%
GA35	Calhoun City, Georgia	0.1780085402%
GA36	Calhoun County, Georgia	0.0360783561%
GA37	Camden County, Georgia	0.3387009665%
GA38	Candler County, Georgia	0.0990882539%
GA39	Canton City, Georgia	0.1378274535%
GA40	Carroll County, Georgia	1.4108548814%
GA41	Carrollton City, Georgia	0.4395018339%
GA42	Cartersville City, Georgia	0.2991406477%
GA43	Catoosa County, Georgia	1.0548339612%
GA44	Chamblee City, Georgia	0.0537051979%
GA45	Charlton County, Georgia	0.1046313818%
GA46	Chatham County, Georgia	1.4544033708%

State ID	Qualifying Subdivision	Consolidated State Allocation
GA47	Chattooga County, Georgia	0.3317513109%
GA48	Cherokee County, Georgia	2.1190683851%
GA49	Clarkston City, Georgia	0.0175253481%
GA50	Clay County, Georgia	0.0274637104%
GA51	Clayton County, Georgia	1.6728881377%
GA52	Clinch County, Georgia	0.0617206810%
GA53	Cobb County, Georgia	5.8580801967%
GA54	Coffee County, Georgia	0.4164755944%
GA55	College Park City, Georgia	0.1805996391%
GA56	Colquitt County, Georgia	0.2578612394%
GA57	Columbia County, Georgia	1.2905730633%
GA58	Columbus City, Georgia	1.8227140298%
GA59	Conyers City, Georgia	0.1202231912%
GA60	Cook County, Georgia	0.0973405674%
GA61	Cordele City, Georgia	0.0583989534%
GA62	Covington City, Georgia	0.1969084378%
GA63	Coweta County, Georgia	0.9767276305%
GA64	Crawford County, Georgia	0.1282569558%
GA65	Crisp County, Georgia	0.1296658905%
GA66	Cusseta-Chattahoochee County Unified Government, Georgia	0.0695538650%
GA67	Dade County, Georgia	0.1799465490%
GA68	Dallas City, Georgia	0.0916776643%
GA69	Dalton City, Georgia	0.3628092518%
GA70	Damascus City, Georgia	0.0005040301%
GA71	Dawson City, Georgia	0.0138696254%
GA72	Dawson County, Georgia	0.3192782415%
GA73	Decatur City, Georgia	0.1040340531%
GA74	Decatur County, Georgia	0.1633371087%
GA75	Dekalb County, Georgia	4.0579602979%
GA76	Demorest City, Georgia	0.0233539880%
GA77	Dodge County, Georgia	0.3228398634%
GA78	Dooly County, Georgia	0.0758970226%
GA79	Doraville City, Georgia	0.0619484258%
GA80	Dougherty County, Georgia	0.4519146718%
GA81	Douglas City, Georgia	0.2364366638%
GA82	Douglas County, Georgia	1.2411219485%
GA83	Douglasville City, Georgia	0.2313289102%
GA84	Dublin City, Georgia	0.1598683843%
GA85	Duluth City, Georgia	0.1174400509%
GA86	Dunwoody City, Georgia	0.0823645400%
GA87	Early County, Georgia	0.0433467628%
GA88	East Point City, Georgia	0.2308433908%
GA89	Echols County, Georgia	0.0262187359%
GA90	Effingham County, Georgia	0.4370293068%
GA91	Elbert County, Georgia	0.2655117233%
GA92	Emanuel County, Georgia	0.2278497555%
GA93	Evans County, Georgia	0.1156959749%
GA94	Fairburn City, Georgia	0.0542552469%

State ID	Qualifying Subdivision	Consolidated State Allocation
GA95	Fannin County, Georgia	0.5651805280%
GA96	Fayette County, Georgia	0.6527012475%
GA97	Fayetteville City, Georgia	0.1201203794%
GA98	Fitzgerald City, Georgia	0.0569093853%
GA99	Floyd County, Georgia	0.9887350092%
GA100	Forest Park City, Georgia	0.1455200592%
GA101	Forsyth County, Georgia	1.7110664570%
GA102	Franklin County, Georgia	0.5550296650%
GA103	Fulton County, Georgia	3.2792330120%
GA104	Gainesville City, Georgia	0.3640437388%
GA105	Georgetown-Quitman County Unified Government, Georgia	0.0176595651%
GA106	Gilmer County, Georgia	0.4239021158%
GA107	Glascocock County, Georgia	0.0283662653%
GA108	Glynn County, Georgia	0.7968809706%
GA109	Gordon County, Georgia	0.4175279543%
GA110	Grady County, Georgia	0.1716497947%
GA111	Greene County, Georgia	0.1737385827%
GA112	Griffin City, Georgia	0.2287480123%
GA113	Grovetown City, Georgia	0.0632622854%
GA114	Gwinnett County, Georgia	4.8912732775%
GA115	Habersham County, Georgia	0.4635124652%
GA116	Hall County, Georgia	1.5772937095%
GA117	Hancock County, Georgia	0.0536800967%
GA118	Haralson County, Georgia	1.0934912667%
GA119	Harris County, Georgia	0.2037540782%
GA120	Hart County, Georgia	0.2935398099%
GA121	Heard County, Georgia	0.1232058232%
GA122	Henry County, Georgia	1.9715208583%
GA123	Hinesville City, Georgia	0.2572364025%
GA124	Holly Springs City, Georgia	0.0823108417%
GA125	Houston County, Georgia	0.8378076437%
GA126	Irwin County, Georgia	0.0610553841%
GA127	Jackson County, Georgia	0.9201220386%
GA128	Jasper County, Georgia	0.1152245534%
GA129	Jeff Davis County, Georgia	0.3659791686%
GA130	Jefferson City, Georgia	0.0881783943%
GA131	Jefferson County, Georgia	0.1517559349%
GA132	Jenkins County, Georgia	0.0808740550%
GA133	Johns Creek City, Georgia	0.1877697040%
GA134	Johnson County, Georgia	0.0876584323%
GA135	Jones County, Georgia	0.2773521617%
GA136	Kennesaw City, Georgia	0.1446191663%
GA137	Kingsland City, Georgia	0.1313198199%
GA138	Lagrange City, Georgia	0.2069622772%
GA139	Lakeland City, Georgia	0.0155232109%
GA140	Lamar County, Georgia	0.2083015245%
GA141	Lanier County, Georgia	0.0574613256%
GA142	Laurens County, Georgia	0.5249834521%

State ID	Qualifying Subdivision	Consolidated State Allocation
GA143	Lawrenceville City, Georgia	0.1647173317%
GA144	Lee County, Georgia	0.2162850866%
GA145	Liberty County, Georgia	0.2931642086%
GA146	Lilburn City, Georgia	0.0538355752%
GA147	Lincoln County, Georgia	0.1000487479%
GA148	Loganville City, Georgia	0.1468681321%
GA149	Long County, Georgia	0.1216766548%
GA150	Lowndes County, Georgia	0.6253829866%
GA151	Lumpkin County, Georgia	0.3139555802%
GA152	Macon County, Georgia	0.1110857755%
GA153	Macon-Bibb County Unified Government, Georgia	2.0265214623%
GA154	Madison County, Georgia	0.5114434091%
GA155	Marietta City, Georgia	0.7354006996%
GA156	Marion County, Georgia	0.0615218771%
GA157	McDonough City, Georgia	0.0803644086%
GA158	McDuffie County, Georgia	0.2216409869%
GA159	McIntosh County, Georgia	0.1678759014%
GA160	Meriwether County, Georgia	0.2015834534%
GA161	Milledgeville City, Georgia	0.1343842887%
GA162	Miller County, Georgia	0.0562389307%
GA163	Milton City, Georgia	0.0765630644%
GA164	Mitchell County, Georgia	0.1842864232%
GA165	Monroe City, Georgia	0.1616058698%
GA166	Monroe County, Georgia	0.2463868890%
GA167	Montgomery County, Georgia	0.0685440855%
GA168	Morgan County, Georgia	0.1807932852%
GA169	Moultrie City, Georgia	0.1150272968%
GA170	Murray County, Georgia	0.5636808736%
GA171	Nashville City, Georgia	0.0288042758%
GA172	Newnan City, Georgia	0.2037973462%
GA173	Newton County, Georgia	0.6206699754%
GA174	Norcross City, Georgia	0.0762036242%
GA175	Oconee County, Georgia	0.2721000475%
GA176	Oglethorpe County, Georgia	0.1461658711%
GA177	Paulding County, Georgia	1.7495211188%
GA178	Peach County, Georgia	0.2319656673%
GA179	Peachtree City, Georgia	0.2219833492%
GA180	Peachtree Corners City, Georgia	0.2099400952%
GA181	Perry City, Georgia	0.0954580908%
GA182	Pickens County, Georgia	0.3905362384%
GA183	Pierce County, Georgia	0.2012068205%
GA184	Pike County, Georgia	0.1072270653%
GA185	Polk County, Georgia	0.7130941429%
GA186	Pooler City, Georgia	0.0516303360%
GA187	Powder Springs City, Georgia	0.0633430906%
GA188	Pulaski County, Georgia	0.1671565625%
GA189	Putnam County, Georgia	0.2061208707%
GA190	Rabun County, Georgia	0.3170130000%

State ID	Qualifying Subdivision	Consolidated State Allocation
GA191	Randolph County, Georgia	0.0382245100%
GA192	Richmond Hill City, Georgia	0.0716382402%
GA193	Riverdale City, Georgia	0.0684460876%
GA194	Rockdale County, Georgia	0.7947696030%
GA195	Rome City, Georgia	0.3719383578%
GA196	Roswell City, Georgia	0.2174642134%
GA197	Sandy Springs City, Georgia	0.2590143480%
GA198	Savannah City, Georgia	1.1246685243%
GA199	Schley County, Georgia	0.0238356678%
GA200	Screven County, Georgia	0.1132053955%
GA201	Seminole County, Georgia	0.0804817769%
GA202	Smyrna City, Georgia	0.2661908888%
GA203	Snellville City, Georgia	0.0758688840%
GA204	Spalding County, Georgia	0.5900646014%
GA205	Springfield City, Georgia	0.0124802329%
GA206	St. Marys City, Georgia	0.0962803562%
GA207	Statesboro City, Georgia	0.1844690660%
GA208	Stephens County, Georgia	0.7520555284%
GA209	Stewart County, Georgia	0.0419742764%
GA210	Stockbridge City, Georgia	0.0302698888%
GA211	Sugar Hill City, Georgia	0.0106058369%
GA212	Sumter County, Georgia	0.1314426325%
GA213	Suwanee City, Georgia	0.0700562332%
GA214	Talbot County, Georgia	0.0410357316%
GA215	Taliaferro County, Georgia	0.0068637499%
GA216	Tattnall County, Georgia	0.2930768128%
GA217	Taylor County, Georgia	0.0819435502%
GA218	Telfair County, Georgia	0.1855378735%
GA219	Terrell County, Georgia	0.0334710962%
GA220	Thomas County, Georgia	0.2077911904%
GA221	Thomasville City, Georgia	0.1281973547%
GA222	Tift County, Georgia	0.2088288220%
GA223	Tifton City, Georgia	0.1416502311%
GA224	Toombs County, Georgia	0.2423104056%
GA225	Towns County, Georgia	0.2454408368%
GA226	Treutlen County, Georgia	0.0571447522%
GA227	Troup County, Georgia	0.4334095739%
GA228	Tucker City, Georgia	0.0615225648%
GA229	Turner County, Georgia	0.0490657711%
GA230	Twiggs County, Georgia	0.0640416265%
GA231	Union City, Georgia	0.1531538090%
GA232	Union County, Georgia	0.2949759089%
GA233	Upson County, Georgia	0.3355566667%
GA234	Valdosta City, Georgia	0.2598246932%
GA235	Vidalia City, Georgia	0.1252530050%
GA236	Villa Rica City, Georgia	0.1397113628%
GA237	Walker County, Georgia	0.8453605309%
GA238	Walton County, Georgia	0.8194381956%
GA239	Ware County, Georgia	0.5170078559%

State ID	Qualifying Subdivision	Consolidated State Allocation
GA240	Warner Robins City, Georgia	0.3969845574%
GA241	Warren County, Georgia	0.0447828045%
GA242	Warwick City, Georgia	0.0103298381%
GA243	Washington County, Georgia	0.1959988913%
GA244	Waycross City, Georgia	0.1358274367%
GA245	Wayne County, Georgia	0.6609347902%
GA246	Webster County Unified Government, Georgia	0.0143656323%
GA247	Wheeler County, Georgia	0.0675300652%
GA248	White County, Georgia	0.3873386988%
GA249	Whitfield County, Georgia	0.7644288806%
GA250	Wilcox County, Georgia	0.0828696590%
GA251	Wilkes County, Georgia	0.0976306068%
GA252	Wilkinson County, Georgia	0.0847297279%
GA253	Winder City, Georgia	0.2007720766%
GA254	Woodbury City, Georgia	0.0085236394%
GA255	Woodstock City, Georgia	0.1942956763%
GA256	Worth County, Georgia	0.1491832321%
GA257	Rincon town, Georgia	0.0275488139%
GA258	South Fulton City, Georgia	0.2561412300%
GA259	Stonecrest City, Georgia	0.0904388800%
GA260	Ashburn City, Georgia	0.0207294209%
GA261	Chatsworth City, Georgia	0.1226056863%
GA262	Dawsonville City, Georgia	0.0022440946%
GA263	Helen City, Georgia	0.0478552392%
GA264	Jackson City, Georgia	0.0568159148%
GA265	Ringgold City, Georgia	0.0585728853%

State ID	Qualifying Subdivision	Consolidated State Allocation
HI1	Hawaii County, Hawaii	18.2671692501%
HI2	Kalawao, Hawaii	0.0034501514%
HI3	Kauai County, Hawaii	5.7006273580%
HI4	Maui County, Hawaii	13.9979969296%
HI5	City and County of Honolulu, Hawaii	62.0307563109%

State ID	Qualifying Subdivision	Consolidated State Allocation
ID1	Ada County, Idaho	13.2776278333%
ID2	Adams County, Idaho	0.1446831902%
ID3	Ammon City, Idaho	0.0812916024%
ID4	Bannock County, Idaho	3.0595589832%
ID5	Bear Lake County, Idaho	0.6082712041%
ID6	Benewah County, Idaho	0.6526829809%
ID7	Bingham County, Idaho	1.6421270812%
ID8	Blackfoot City, Idaho	0.6283857401%
ID9	Blaine County, Idaho	0.9137717551%
ID10	Boise City, Idaho	12.7586409110%
ID11	Boise County, Idaho	0.3309644652%
ID12	Bonner County, Idaho	2.5987361786%
ID13	Bonneville County, Idaho	3.7761253875%
ID14	Boundary County, Idaho	0.8788284447%
ID15	Burley City, Idaho	0.4485975363%
ID16	Butte County, Idaho	0.1839745518%
ID17	Caldwell City, Idaho	1.1958553249%
ID18	Camas County, Idaho	0.0422073443%
ID19	Canyon County, Idaho	5.0120113688%
ID20	Caribou County, Idaho	0.4396183832%
ID21	Cassia County, Idaho	0.7270235866%
ID22	Chubbuck City, Idaho	0.4841935447%
ID23	Clark County, Idaho	0.0420924425%
ID24	Clearwater County, Idaho	0.4890418390%
ID25	Coeur D'Alene City, Idaho	2.7593778237%
ID26	Custer County, Idaho	0.2133243878%
ID27	Eagle City, Idaho	0.1711876661%
ID28	Elmore County, Idaho	0.8899512165%
ID29	Franklin County, Idaho	0.5753624958%
ID30	Fremont County, Idaho	0.5716071696%
ID31	Garden City, Idaho	0.5582782838%
ID32	Gem County, Idaho	1.3784025725%
ID33	Gooding County, Idaho	0.6966472013%
ID34	Hayden City, Idaho	0.0047132146%
ID35	Idaho County, Idaho	0.8474305547%
ID36	Idaho Falls City, Idaho	3.8875027578%
ID37	Jefferson County, Idaho	0.9842670749%
ID38	Jerome City, Idaho	0.4169017424%
ID39	Jerome County, Idaho	0.6223444291%
ID40	Kootenai County, Idaho	5.6394798565%
ID41	Kuna City, Idaho	0.1849461724%
ID42	Latah County, Idaho	1.2943861166%
ID43	Lemhi County, Idaho	0.4880814284%
ID44	Lewis County, Idaho	0.2882543555%
ID45	Lewiston City, Idaho	2.0176549375%
ID46	Lincoln County, Idaho	0.1930184422%
ID47	Madison County, Idaho	1.2748404845%
ID48	Meridian City, Idaho	2.4045650754%
ID49	Minidoka County, Idaho	0.9140620922%

State ID	Qualifying Subdivision	Consolidated State Allocation
ID50	Moscow City, Idaho	0.6590552650%
ID51	Mountain Home City, Idaho	0.5706694591%
ID52	Nampa City, Idaho	3.3274647954%
ID53	Nez Perce County, Idaho	1.2765833482%
ID54	Oneida County, Idaho	0.2371656647%
ID55	Owyhee County, Idaho	0.5554298409%
ID56	Payette County, Idaho	1.2750728102%
ID57	Pocatello City, Idaho	2.9494898116%
ID58	Post Falls City, Idaho	0.6781328826%
ID59	Power County, Idaho	0.3505171035%
ID60	Preston City, Idaho	0.1496220047%
ID61	Rexburg City, Idaho	0.1336231941%
ID62	Shoshone County, Idaho	1.2841091340%
ID63	Star City, Idaho	0.0001322772%
ID64	Teton County, Idaho	0.4258195211%
ID65	Twin Falls City, Idaho	1.8245765222%
ID66	Twin Falls County, Idaho	3.3104301873%
ID67	Valley County, Idaho	0.8074710814%
ID68	Washington County, Idaho	0.4917358652%

State ID	Qualifying Subdivision	Consolidated State Allocation
IL1	Adams County, Illinois	
IL3	Addison Village, Illinois	
IL4	Alexander County, Illinois	
IL6	Algonquin Village, Illinois	
IL10	Anna City, Illinois	
IL13	Arlington Heights Village, Illinois	
IL14	Aurora City, Illinois	
IL19	Bartlett Village, Illinois	
IL22	Bedford Park Village, Illinois	
IL23	Belleville City, Illinois	
IL24	Bellwood Village, Illinois	
IL27	Bensenville Village, Illinois	
IL28	Benton City, Illinois	
IL30	Berkeley Village, Illinois	
IL31	Berwyn City, Illinois	
IL37	Bloomington City, Illinois	
IL39	Bolingbrook Village, Illinois	
IL40	Bond County, Illinois	
IL41	Boone County, Illinois	
IL46	Bridgeview Village, Illinois	
IL47	Broadview Village, Illinois	
IL49	Brown County, Illinois	
IL51	Buffalo Grove Village, Illinois	
IL52	Burbank City, Illinois	
IL53	Bureau County, Illinois	
IL56	Calhoun County, Illinois	
IL57	Calumet City, Illinois	
IL63	Carbondale City, Illinois	
IL65	Carol Stream Village, Illinois	
IL66	Carpentersville Village, Illinois	
IL67	Carroll County, Illinois	
IL70	Cass County, Illinois	
IL75	Champaign City, Illinois	
IL76	Champaign County, Illinois	
IL84	Chicago City, Illinois	
IL85	Chicago Heights City, Illinois	
IL86	Chicago Ridge Village, Illinois	
IL87	Christian County, Illinois	
IL88	Clark County, Illinois	
IL89	Clay County, Illinois	
IL90	Clinton County, Illinois	
IL91	Coles County, Illinois	
IL96	Cook County, Illinois	
IL99	Countryside City, Illinois	
IL100	Crawford County, Illinois	
IL104	Crystal Lake City, Illinois	
IL106	Cumberland County, Illinois	

Allocations in Illinois will be made in accordance with the Illinois Opioid Allocation Agreement.

State ID	Qualifying Subdivision	Consolidated State Allocation
IL107	Danville City, Illinois	
IL110	De Witt County, Illinois	
IL111	Decatur City, Illinois	
IL114	Dekalb City, Illinois	
IL115	Dekalb County, Illinois	
IL117	Des Plaines City, Illinois	
IL120	Dolton Village, Illinois	
IL122	Douglas County, Illinois	
IL125	Downers Grove Village, Illinois	
IL127	Dupage County, Illinois	
IL131	Edgar County, Illinois	
IL132	Edwards County, Illinois	
IL136	Effingham County, Illinois	
IL138	Elgin City, Illinois	
IL141	Elk Grove Village, Illinois	
IL142	Elmhurst City, Illinois	
IL144	Evanston City, Illinois	
IL145	Evergreen Park Village, Illinois	
IL147	Fayette County, Illinois	
IL150	Ford County, Illinois	
IL151	Forest Park Village, Illinois	
IL155	Franklin County, Illinois	
IL156	Franklin Park Village, Illinois	
IL160	Fulton County, Illinois	
IL162	Galesburg City, Illinois	
IL163	Gallatin County, Illinois	
IL168	Glendale Heights Village, Illinois	
IL169	Glenview Village, Illinois	
IL174	Granite City, Illinois	
IL177	Greene County, Illinois	
IL180	Grundy County, Illinois	
IL181	Gurnee Village, Illinois	
IL182	Hamilton County, Illinois	
IL183	Hancock County, Illinois	
IL184	Hanover Park Village, Illinois	
IL186	Hardin County, Illinois	
IL188	Harrisburg City, Illinois	
IL190	Harvey City, Illinois	
IL191	Harwood Heights Village, Illinois	
IL193	Henderson County, Illinois	
IL194	Henry County, Illinois	
IL195	Herrin City, Illinois	
IL199	Hillside Village, Illinois	
IL201	Hodgkins Village, Illinois	
IL202	Hoffman Estates Village, Illinois	
IL206	Iroquois County, Illinois	
IL207	Jackson County, Illinois	

Allocations in Illinois
will be made in
accordance with the
Illinois Opioid Allocation
Agreement.

State ID	Qualifying Subdivision	Consolidated State Allocation
IL210	Jasper County, Illinois	
IL211	Jefferson County, Illinois	
IL212	Jersey County, Illinois	
IL213	Jo Daviess County, Illinois	
IL214	Johnson County, Illinois	
IL215	Joliet City, Illinois	
IL218	Kane County, Illinois	
IL219	Kankakee City, Illinois	
IL220	Kankakee County, Illinois	
IL222	Kendall County, Illinois	
IL224	Knox County, Illinois	
IL225	La Grange Park Village, Illinois	
IL227	Lake County, Illinois	
IL233	Lasalle County, Illinois	
IL234	Lawrence County, Illinois	
IL235	Lee County, Illinois	
IL247	Livingston County, Illinois	
IL250	Logan County, Illinois	
IL251	Lombard Village, Illinois	
IL254	Lyons Township, Illinois	
IL255	Lyons Village, Illinois	
IL259	Macon County, Illinois	
IL260	Macoupin County, Illinois	
IL261	Madison County, Illinois	
IL266	Marion City, Illinois	
IL267	Marion County, Illinois	
IL269	Marshall County, Illinois	
IL270	Mason County, Illinois	
IL271	Massac County, Illinois	
IL275	Maywood Village, Illinois	
IL276	McCook Village, Illinois	
IL277	McDonough County, Illinois	
IL279	McHenry County, Illinois	
IL281	McLean County, Illinois	
IL283	Melrose Park Village, Illinois	
IL284	Menard County, Illinois	
IL285	Mercer County, Illinois	
IL286	Merrionette Park Village, Illinois	
IL287	Metropolis City, Illinois	
IL292	Moline City, Illinois	
IL295	Monroe County, Illinois	
IL296	Montgomery County, Illinois	
IL299	Morgan County, Illinois	
IL304	Moultrie County, Illinois	
IL305	Mount Prospect Village, Illinois	
IL307	Mundelein Village, Illinois	
IL309	Naperville City, Illinois	

Allocations in Illinois
will be made in
accordance with the
Illinois Opioid Allocation
Agreement.

State ID	Qualifying Subdivision	Consolidated State Allocation
IL317	Normal Town, Illinois	
IL322	North Riverside Village, Illinois	
IL323	Northbrook Village, Illinois	
IL325	Northlake City, Illinois	
IL329	Oak Lawn Village, Illinois	
IL331	Oak Park Village, Illinois	
IL333	Ogle County, Illinois	
IL334	Orland Park Village, Illinois	
IL337	Oswego Village, Illinois	
IL341	Palatine Village, Illinois	
IL342	Palos Heights City, Illinois	
IL343	Palos Hills City, Illinois	
IL346	Park Ridge City, Illinois	
IL347	Pekin City, Illinois	
IL350	Peoria City, Illinois	
IL351	Peoria County, Illinois	
IL352	Perry County, Illinois	
IL354	Piatt County, Illinois	
IL355	Pike County, Illinois	
IL356	Plainfield Village, Illinois	
IL360	Pope County, Illinois	
IL361	Posen Village, Illinois	
IL362	Princeton City, Illinois	
IL365	Pulaski County, Illinois	
IL366	Putnam County, Illinois	
IL367	Quincy City, Illinois	
IL369	Randolph County, Illinois	
IL373	Richland County, Illinois	
IL376	River Forest Village, Illinois	
IL377	River Grove Village, Illinois	
IL380	Riverside Village, Illinois	
IL381	Rock Island City, Illinois	
IL382	Rock Island County, Illinois	
IL384	Rockford City, Illinois	
IL388	Romeoville Village, Illinois	
IL395	Saline County, Illinois	
IL396	Sangamon County, Illinois	
IL399	Schaumburg Village, Illinois	
IL400	Schiller Park Village, Illinois	
IL401	Schuyler County, Illinois	
IL402	Scott County, Illinois	
IL403	Sesser City, Illinois	
IL404	Shelby County, Illinois	
IL408	Skokie Village, Illinois	
IL413	Springfield City, Illinois	
IL414	St Clair County, Illinois	
IL415	St. Charles City, Illinois	

Allocations in Illinois
will be made in
accordance with the
Illinois Opioid Allocation
Agreement.

State ID	Qualifying Subdivision	Consolidated State Allocation
IL416	Stark County, Illinois	<p style="text-align: center;">Allocations in Illinois will be made in accordance with the Illinois Opioid Allocation Agreement.</p>
IL417	Stephenson County, Illinois	
IL421	Stone Park Village, Illinois	
IL422	Streamwood Village, Illinois	
IL423	Streator City, Illinois	
IL425	Summit Village, Illinois	
IL431	Tazewell County, Illinois	
IL433	Tinley Park Village, Illinois	
IL436	Union County, Illinois	
IL437	Urbana City, Illinois	
IL438	Vermilion County, Illinois	
IL441	Wabash County, Illinois	
IL442	Warren County, Illinois	
IL446	Washington County, Illinois	
IL451	Waukegan City, Illinois	
IL453	Wayne County, Illinois	
IL456	West Frankfort City, Illinois	
IL461	Wheaton City, Illinois	
IL463	Wheeling Village, Illinois	
IL464	White County, Illinois	
IL465	Whiteside County, Illinois	
IL466	Will County, Illinois	
IL467	Williamson County, Illinois	
IL470	Winnebago County, Illinois	
IL475	Woodford County, Illinois	
IL476	Woodridge Village, Illinois	
IL485	Cicero Town, Illinois	

State ID	Qualifying Subdivision	Consolidated State Allocation
IN1	Adams County, Indiana	0.3093066943%
IN2	Advance Town, Indiana	0.0005697863%
IN3	Akron Town, Indiana	0.0003285254%
IN4	Alamo Town, Indiana	0.0005749195%
IN5	Albany Town, Indiana	0.0256968486%
IN6	Albion Town, Indiana	0.0216621457%
IN7	Alexandria City, Indiana	0.1062420448%
IN8	Alfordsville Town, Indiana	0.0001539963%
IN9	Allen County, Indiana	1.5529191846%
IN10	Alton Town, Indiana	0.0000307993%
IN11	Altona Town, Indiana	0.0012473700%
IN12	Ambia Town, Indiana	0.0006519177%
IN13	Amboy Town, Indiana	0.0004825217%
IN14	Amo Town, Indiana	0.0005749195%
IN15	Anderson City, Indiana	1.3828918739%
IN16	Andrews Town, Indiana	0.0060520544%
IN17	Angola City, Indiana	0.0947539211%
IN18	Arcadia Town, Indiana	0.0063138481%
IN19	Argos Town, Indiana	0.0167907295%
IN20	Ashley Town, Indiana	0.0062368500%
IN21	Atlanta Town, Indiana	0.0011652386%
IN22	Attica City, Indiana	0.0207587007%
IN23	Auburn City, Indiana	0.1472615249%
IN24	Aurora City, Indiana	0.0094399730%
IN25	Austin City, Indiana	0.0232277747%
IN26	Avilla Town, Indiana	0.0199579200%
IN27	Avon Town, Indiana	0.0164108720%
IN28	Bainbridge Town, Indiana	0.0014783644%
IN29	Bargersville Town, Indiana	0.0121041089%
IN30	Bartholomew County, Indiana	1.1839235258%
IN31	Batesville City, Indiana	0.1547046792%
IN32	Battle Ground Town, Indiana	0.0136286722%
IN33	Bedford City, Indiana	0.3269803359%
IN34	Beech Grove City, Indiana	0.0544736232%
IN35	Benton County, Indiana	0.0744315432%
IN36	Berne City, Indiana	0.0028078658%
IN37	Bethany Town, Indiana	0.0002720601%
IN38	Beverly Shores Town, Indiana	0.0154458285%
IN39	Bicknell City, Indiana	0.0013295014%
IN40	Birdseye Town, Indiana	0.0029464625%
IN41	Blackford County, Indiana	0.2715365360%
IN42	Bloomfield Town, Indiana	0.0042862302%
IN43	Bloomington Town, Indiana	0.0026025374%
IN44	Bloomington City, Indiana	0.8390231543%
IN45	Blountsville Town, Indiana	0.0002566605%
IN46	Bluffton City, Indiana	0.1002977878%
IN47	Boone County, Indiana	0.6762798684%
IN48	Boonville City, Indiana	0.1007854427%
IN49	Borden Town, Indiana	0.0017504246%

State ID	Qualifying Subdivision	Consolidated State Allocation
IN50	Boston Town, Indiana	0.0005697863%
IN51	Boswell Town, Indiana	0.0021097493%
IN52	Bourbon Town, Indiana	0.0173040505%
IN53	Brazil City, Indiana	0.0626816258%
IN54	Bremen Town, Indiana	0.0529387935%
IN55	Bristol Town, Indiana	0.0158462189%
IN56	Brook Town, Indiana	0.0037369768%
IN57	Brooklyn Town, Indiana	0.0065705086%
IN58	Brooksbury Town, Indiana	0.0009547770%
IN59	Brookston Town, Indiana	0.0116677860%
IN60	Brookville Town, Indiana	0.0538935705%
IN61	Brown County, Indiana	0.1879165471%
IN62	Brownsburg Town, Indiana	0.1125918254%
IN63	Brownstown, Indiana	0.0033622525%
IN64	Bruceville Town, Indiana	0.0002412609%
IN65	Bryant Town, Indiana	0.0003747243%
IN66	Bunker Hill Town, Indiana	0.0010985069%
IN67	Burket Town, Indiana	0.0011139065%
IN68	Burlington Town, Indiana	0.0063805799%
IN69	Burnettsville Town, Indiana	0.0004619889%
IN70	Burns Harbor Town, Indiana	0.0397977762%
IN71	Butler City, Indiana	0.0239156248%
IN72	Cadiz Town, Indiana	0.0002823265%
IN73	Cambridge City Town, Indiana	0.0241517525%
IN74	Camden Town, Indiana	0.0064216456%
IN75	Campbellsburg Town, Indiana	0.0081874698%
IN76	Cannelburg Town, Indiana	0.0002258612%
IN77	Cannelton City, Indiana	0.0018325559%
IN78	Carbon Town, Indiana	0.0026846688%
IN79	Carlisle Town, Indiana	0.0017658242%
IN80	Carmel City, Indiana	0.3676250917%
IN81	Carroll County, Indiana	0.1629794136%
IN82	Carthage Town, Indiana	0.0013141017%
IN83	Cass County, Indiana	0.3389612478%
IN84	Cayuga Town, Indiana	0.0078486779%
IN85	Cedar Grove Town, Indiana	0.0004055236%
IN86	Cedar Lake Town, Indiana	0.0511678360%
IN87	Center Point Town, Indiana	0.0016374940%
IN88	Centerville Town, Indiana	0.0350752231%
IN89	Chalmers Town, Indiana	0.0006827169%
IN90	Chandler Town, Indiana	0.0347518309%
IN91	Charlestown City, Indiana	0.0146039821%
IN92	Chesterfield Town, Indiana	0.0379036217%
IN93	Chesterton Town, Indiana	0.2160003384%
IN94	Chrisney Town, Indiana	0.0032339222%
IN95	Churubusco Town, Indiana	0.0000564653%
IN96	Cicero Town, Indiana	0.0173297165%
IN97	Clark County, Indiana	1.9376070659%
IN98	Clarks Hill Town, Indiana	0.0040603690%

State ID	Qualifying Subdivision	Consolidated State Allocation
IN99	Clarksville Town, Indiana	0.1071762890%
IN100	Clay City Town, Indiana	0.0057697279%
IN101	Clay County, Indiana	0.2954521608%
IN102	Claypool Town, Indiana	0.0024690740%
IN103	Clayton Town, Indiana	0.0006981165%
IN104	Clear Lake Town, Indiana	0.0019762858%
IN105	Clifford Town, Indiana	0.0002309944%
IN106	Clinton City, Indiana	0.0336584572%
IN107	Clinton County, Indiana	0.2744214000%
IN108	Cloverdale Town, Indiana	0.0050202793%
IN109	Coatesville Town, Indiana	0.0007494486%
IN110	Colfax Town, Indiana	0.0046147557%
IN111	Columbia City, Indiana	0.0886402681%
IN112	Columbus City, Indiana	0.0764283618%
IN113	Connersville City, Indiana	0.4636161164%
IN114	Converse Town, Indiana	0.0045736900%
IN115	Corunna Town, Indiana	0.0016374940%
IN116	Corydon Town, Indiana	0.0069811654%
IN117	Country Club Heights Town, Indiana	0.0012217040%
IN118	Covington City, Indiana	0.0257122483%
IN119	Crandall Town, Indiana	0.0000153996%
IN120	Crane Town, Indiana	0.0015656290%
IN121	Crawford County, Indiana	0.1338946464%
IN122	Crawfordsville City, Indiana	0.2738413473%
IN123	Cromwell Town, Indiana	0.0034546502%
IN124	Crothersville Town, Indiana	0.0018222895%
IN125	Crown Point City, Indiana	0.1246189362%
IN126	Culver Town, Indiana	0.0289821030%
IN127	Cynthiana Town, Indiana	0.0032749879%
IN128	Dale Town, Indiana	0.0059750563%
IN129	Daleville Town, Indiana	0.0199784528%
IN130	Dana Town, Indiana	0.0050510785%
IN131	Danville Town, Indiana	0.0039474384%
IN132	Darlington Town, Indiana	0.0074790868%
IN133	Darmstadt Town, Indiana	0.0109491367%
IN134	Daviess County, Indiana	0.3758998260%
IN135	Dayton Town, Indiana	0.0114727241%
IN136	DeKalb County, Indiana	0.2773473296%
IN137	De Motte Town, Indiana	0.0070940960%
IN138	Dearborn County, Indiana	0.9577234994%
IN139	Decatur City, Indiana	0.0090909147%
IN140	Decatur County, Indiana	0.3533239690%
IN141	Decker Town, Indiana	0.0001231970%
IN142	Delaware County, Indiana	1.2035734533%
IN143	Delphi City, Indiana	0.0177249737%
IN144	Denver Town, Indiana	0.0006005856%
IN145	Dillsboro Town, Indiana	0.0060007223%
IN146	Dublin Town, Indiana	0.0051588759%

State ID	Qualifying Subdivision	Consolidated State Allocation
IN147	Dubois County, Indiana	0.2728968366%
IN148	Dugger Town, Indiana	0.0023407437%
IN149	Dune Acres Town, Indiana	0.0046917538%
IN150	Dunkirk City, Indiana	0.0079872746%
IN151	Dunreith Town, Indiana	0.0003387919%
IN152	Dupont Town, Indiana	0.0039782377%
IN153	Dyer Town, Indiana	0.0533186510%
IN154	Earl Park Town, Indiana	0.0009188446%
IN155	East Chicago City, Indiana	0.4621018195%
IN156	East Germantown, Indiana	0.0015861619%
IN157	Eaton Town, Indiana	0.0166418664%
IN158	Economy Town, Indiana	0.0007648483%
IN159	Edgewood Town, Indiana	0.0243673473%
IN160	Edinburgh Town, Indiana	0.0198963215%
IN161	Edwardsport Town, Indiana	0.0001488631%
IN162	Elberfeld Town, Indiana	0.0031569241%
IN163	Elizabeth Town, Indiana	0.0000153996%
IN164	Elizabethtown, Indiana	0.0005133210%
IN165	Elkhart City, Indiana	0.5425802839%
IN166	Elkhart County, Indiana	1.1662652839%
IN167	Ellettsville Town, Indiana	0.0677789032%
IN168	Elnora Town, Indiana	0.0013551674%
IN169	Elwood City, Indiana	0.2112777853%
IN170	English Town, Indiana	0.0003747243%
IN171	Etna Green Town, Indiana	0.0033725189%
IN172	Evansville City, Indiana	1.9321196646%
IN173	Fairland Town, Indiana	0.0005133210%
IN174	Fairmount Town, Indiana	0.0104409489%
IN175	Fairview Park Town, Indiana	0.0093373088%
IN176	Farmersburg Town, Indiana	0.0039731044%
IN177	Farmland Town, Indiana	0.0182074954%
IN178	Fayette County, Indiana	0.2945127834%
IN179	Ferdinand Town, Indiana	0.0189415444%
IN180	Fillmore Town, Indiana	0.0010420416%
IN181	Fishers City, Indiana	0.1521842732%
IN182	Flora Town, Indiana	0.0175966435%
IN183	Floyd County, Indiana	1.5760956272%
IN184	Fort Branch Town, Indiana	0.0073250905%
IN185	Fort Wayne City, Indiana	2.7340040454%
IN186	Fortville Town, Indiana	0.0152712994%
IN187	Fountain City Town, Indiana	0.0045993560%
IN188	Fountain County, Indiana	0.1640779205%
IN189	Fowler Town, Indiana	0.0093886409%
IN190	Fowlerton Town, Indiana	0.0022688788%
IN191	Francesville Town, Indiana	0.0011498390%
IN192	Francisco Town, Indiana	0.0027668001%
IN193	Frankfort City, Indiana	0.1520302769%
IN194	Franklin City, Indiana	0.1074072834%
IN195	Franklin County, Indiana	0.2948618417%

State ID	Qualifying Subdivision	Consolidated State Allocation
IN196	Frankton Town, Indiana	0.0115548554%
IN197	Fremont Town, Indiana	0.0201427156%
IN198	French Lick Town, Indiana	0.0211642243%
IN199	Fulton County, Indiana	0.2359941908%
IN200	Fulton Town, Indiana	0.0002925930%
IN201	Galveston Town, Indiana	0.0012730360%
IN202	Garrett City, Indiana	0.0387249353%
IN203	Gary City, Indiana	0.7295266544%
IN204	Gas City, Indiana	0.0544736232%
IN205	Gaston Town, Indiana	0.0083209332%
IN206	Geneva Town, Indiana	0.0008367132%
IN207	Gentryville Town, Indiana	0.0017966235%
IN208	Georgetown, Indiana	0.0044864254%
IN209	Gibson County, Indiana	0.2588523744%
IN210	Glenwood Town, Indiana	0.0027103348%
IN211	Goodland Town, Indiana	0.0046352885%
IN212	Goshen City, Indiana	0.2386377939%
IN213	Gospport Town, Indiana	0.0097736316%
IN214	Grabill Town, Indiana	0.0057543283%
IN215	Grandview Town, Indiana	0.0048406169%
IN216	Grant County, Indiana	0.7449878825%
IN217	Greencastle City, Indiana	0.0286279115%
IN218	Greendale City, Indiana	0.0136543383%
IN219	Greene County, Indiana	0.4315540875%
IN220	Greenfield City, Indiana	0.0612289274%
IN221	Greens Fork Town, Indiana	0.0017504246%
IN222	Greensboro Town, Indiana	0.0002720601%
IN223	Greensburg City, Indiana	0.0195369968%
IN224	Greentown, Indiana	0.0017452914%
IN225	Greenville Town, Indiana	0.0009291110%
IN226	Greenwood City, Indiana	0.1803758618%
IN227	Griffin Town, Indiana	0.0010112423%
IN228	Griffith Town, Indiana	0.0696165923%
IN229	Hagerstown, Indiana	0.0234433695%
IN230	Hamilton County, Indiana	2.0269762499%
IN231	Hamilton Town, Indiana	0.0034341174%
IN232	Hamlet Town, Indiana	0.0188234806%
IN233	Hammond City, Indiana	1.0770244302%
IN234	Hancock County, Indiana	0.8954422640%
IN235	Hanover Town, Indiana	0.0079667417%
IN236	Hardinsburg Town, Indiana	0.0034649167%
IN237	Harmony Town, Indiana	0.0043529620%
IN238	Harrison County, Indiana	0.5610033742%
IN239	Hartford City, Indiana	0.1033058488%
IN240	Hartsville Town, Indiana	0.0003849907%
IN241	Haubstadt Town, Indiana	0.0066783060%
IN242	Hazleton Town, Indiana	0.0014937641%
IN243	Hebron Town, Indiana	0.0722037301%
IN244	Hendricks County, Indiana	1.5700846384%

State ID	Qualifying Subdivision	Consolidated State Allocation
IN245	Henry County, Indiana	1.1653207733%
IN246	Highland Town, Indiana	0.0864997196%
IN247	Hillsboro Town, Indiana	0.0040501026%
IN248	Hobart City, Indiana	0.1594631648%
IN249	Holland Town, Indiana	0.0044453598%
IN250	Holton Town, Indiana	0.0060058556%
IN251	Hope Town, Indiana	0.0036805115%
IN252	Howard County, Indiana	1.8693507742%
IN253	Hudson Town, Indiana	0.0029669953%
IN254	Huntertown, Indiana	0.0415225347%
IN255	Huntingburg City, Indiana	0.0455829037%
IN256	Huntington City, Indiana	0.2487142849%
IN257	Huntington County, Indiana	0.2617013059%
IN258	Hymera Town, Indiana	0.0020173515%
IN259	Indian Village Town, Indiana	0.0006005856%
IN260	Indianapolis City, Indiana	15.8348539612%
IN261	Ingalls Town, Indiana	0.0015194301%
IN262	Jackson County, Indiana	0.7183516565%
IN263	Jamestown, Indiana	0.0010471748%
IN264	Jasonville City, Indiana	0.0039628380%
IN265	Jasper City, Indiana	0.0892100544%
IN266	Jasper County, Indiana	0.4269598647%
IN267	Jay County, Indiana	0.3117552354%
IN268	Jefferson County, Indiana	0.3577898616%
IN269	Jeffersonville City, Indiana	0.1772754031%
IN270	Jennings County, Indiana	0.4175198917%
IN271	Johnson County, Indiana	1.7413644524%
IN272	Jonesboro City, Indiana	0.0065499758%
IN273	Jonesville Town, Indiana	0.0001847956%
IN274	Kempton Town, Indiana	0.0027462673%
IN275	Kendallville City, Indiana	0.0955393022%
IN276	Kennard Town, Indiana	0.0009034449%
IN277	Kentland Town, Indiana	0.0053796040%
IN278	Kewanna Town, Indiana	0.0005389870%
IN279	Kingman Town, Indiana	0.0037934421%
IN280	Kingsbury Town, Indiana	0.0012935689%
IN281	Kingsford Heights Town, Indiana	0.0045942228%
IN282	Kirklin Town, Indiana	0.0053282719%
IN283	Knightstown, Indiana	0.0036856447%
IN284	Knightsville Town, Indiana	0.0053026058%
IN285	Knox City, Indiana	0.0998614649%
IN286	Knox County, Indiana	0.5298755895%
IN287	Kokomo City, Indiana	0.2824600066%
IN288	Kosciusko County, Indiana	0.4936351277%
IN289	Kouts Town, Indiana	0.0383502110%
IN290	La Crosse Town, Indiana	0.0028283986%
IN291	La Fontaine Town, Indiana	0.0017555578%
IN292	La Paz Town, Indiana	0.0034187178%
IN293	La Porte City, Indiana	0.1637904607%

State ID	Qualifying Subdivision	Consolidated State Allocation
IN294	La Porte County, Indiana	0.7761413333%
IN295	Laconia Town, Indiana	0.0000051332%
IN296	Ladoga Town, Indiana	0.0108156732%
IN297	Lafayette City, Indiana	1.0122433215%
IN298	Lagrange County, Indiana	0.2088446438%
IN299	Lagrange Town, Indiana	0.0232996396%
IN300	Lagro Town, Indiana	0.0008264468%
IN301	Lake County, Indiana	1.8344141478%
IN302	Lake Station City, Indiana	0.0738514905%
IN303	Lakeville Town, Indiana	0.0035470480%
IN304	Lanesville Town, Indiana	0.0000513321%
IN305	Lapel Town, Indiana	0.0216570125%
IN306	Larwill Town, Indiana	0.0024998732%
IN307	Laurel Town, Indiana	0.0013295014%
IN308	Lawrence City, Indiana	0.1413634668%
IN309	Lawrence County, Indiana	0.4144758982%
IN310	Lawrenceburg City, Indiana	0.0397721101%
IN311	Leavenworth Town, Indiana	0.0001385967%
IN312	Lebanon City, Indiana	0.0221087349%
IN313	Leesburg Town, Indiana	0.0032236558%
IN314	Leo-Cedarville Town, Indiana	0.0196037285%
IN315	Lewisville Town, Indiana	0.0006981165%
IN316	Liberty Town, Indiana	0.0173399830%
IN317	Ligonier City, Indiana	0.0407012211%
IN318	Linden Town, Indiana	0.0066885725%
IN319	Linton City, Indiana	0.0214516841%
IN320	Little York Town, Indiana	0.0026795356%
IN321	Livonia Town, Indiana	0.0017966235%
IN322	Lizton Town, Indiana	0.0006827169%
IN323	Logansport City, Indiana	0.0184076906%
IN324	Long Beach Town, Indiana	0.0039115059%
IN325	Loogootee City, Indiana	0.0178533039%
IN326	Losantville Town, Indiana	0.0065191765%
IN327	Lowell Town, Indiana	0.0413531388%
IN328	Lynn Town, Indiana	0.0149633068%
IN329	Lynnville Town, Indiana	0.0045377575%
IN330	Lyons Town, Indiana	0.0016426272%
IN331	Mackey Town, Indiana	0.0006159852%
IN332	Macy Town, Indiana	0.0002617937%
IN333	Madison City, Indiana	0.1309584504%
IN334	Madison County, Indiana	1.3792626945%
IN335	Marengo Town, Indiana	0.0004825217%
IN336	Marion City, Indiana	0.7936558454%
IN337	Markle Town, Indiana	0.0068887677%
IN338	Markleville Town, Indiana	0.0080540063%
IN339	Marshall County, Indiana	0.2679792216%
IN340	Marshall Town, Indiana	0.0025409389%
IN341	Martin County, Indiana	0.0865151193%
IN342	Martinsville City, Indiana	0.0794004904%

State ID	Qualifying Subdivision	Consolidated State Allocation
IN343	Matthews Town, Indiana	0.0050818778%
IN344	Mauckport Town, Indiana	0.0000051332%
IN345	McCordsville Town, Indiana	0.0170833225%
IN346	Mecca Town, Indiana	0.0025460721%
IN347	Medaryville Town, Indiana	0.0008110472%
IN348	Medora Town, Indiana	0.0008007807%
IN349	Mellott Town, Indiana	0.0014732312%
IN350	Mentone Town, Indiana	0.0056311312%
IN351	Merom Town, Indiana	0.0005903191%
IN352	Merrillville Town, Indiana	0.1076947432%
IN353	Miami County, Indiana	0.2157180118%
IN354	Michiana Shores Town, Indiana	0.0016066947%
IN355	Michigan City, Indiana	0.5192652447%
IN356	Michigantown, Indiana	0.0030593931%
IN357	Middlebury Town, Indiana	0.0186335519%
IN358	Middletown, Indiana	0.0039063727%
IN359	Milan Town, Indiana	0.0291463657%
IN360	Milford Town, Indiana	0.0156562901%
IN361	Millersburg Town, Indiana	0.0043940277%
IN362	Millhousen Town, Indiana	0.0001693959%
IN363	Milltown, Indiana	0.0004773885%
IN364	Milton Town, Indiana	0.0000564653%
IN365	Mishawaka City, Indiana	0.5537912143%
IN366	Mitchell City, Indiana	0.0424721785%
IN367	Modoc Town, Indiana	0.0044453598%
IN368	Monon Town, Indiana	0.0132898804%
IN369	Monroe City Town, Indiana	0.0002669269%
IN370	Monroe County, Indiana	1.1604288242%
IN371	Monroe Town, Indiana	0.0007597151%
IN372	Monroeville Town, Indiana	0.0067501710%
IN373	Monrovia Town, Indiana	0.0058929249%
IN374	Monterey Town, Indiana	0.0002874598%
IN375	Montezuma Town, Indiana	0.0078948768%
IN376	Montgomery County, Indiana	0.3881322652%
IN377	Montgomery Town, Indiana	0.0003028594%
IN378	Monticello City, Indiana	0.0859504662%
IN379	Montpelier City, Indiana	0.0238026942%
IN380	Mooreland Town, Indiana	0.0007083830%
IN381	Moore Hill Town, Indiana	0.0009804431%
IN382	Mooreville Town, Indiana	0.0679534323%
IN383	Morgan County, Indiana	1.1892004656%
IN384	Morgantown, Indiana	0.0033263200%
IN385	Morocco Town, Indiana	0.0043324291%
IN386	Morristown, Indiana	0.0014218991%
IN387	Mount Auburn Town, Indiana	0.0004568557%
IN388	Mount Ayr Town, Indiana	0.0004619889%
IN389	Mount Carmel Town, Indiana	0.0002207280%
IN390	Mount Etna Town, Indiana	0.0009496438%
IN391	Mount Summit Town, Indiana	0.0006724505%

State ID	Qualifying Subdivision	Consolidated State Allocation
IN392	Mount Vernon City, Indiana	0.0528001968%
IN393	Mulberry Town, Indiana	0.0102048212%
IN394	Muncie City, Indiana	1.1426730513%
IN395	Munster Town, Indiana	0.1401776953%
IN396	Napoleon Town, Indiana	0.0029207964%
IN397	Nappanee City, Indiana	0.0750937273%
IN398	Nashville Town, Indiana	0.0122940377%
IN399	New Albany City, Indiana	0.1005493151%
IN400	New Amsterdam Town, Indiana	0.0000000000%
IN401	New Carlisle Town, Indiana	0.0260048412%
IN402	New Castle City, Indiana	0.0525435363%
IN403	New Chicago Town, Indiana	0.0302397394%
IN404	New Harmony Town, Indiana	0.0046404217%
IN405	New Haven City, Indiana	0.1210256893%
IN406	New Market Town, Indiana	0.0055849323%
IN407	New Middletown, Indiana	0.0000102664%
IN408	New Palestine Town, Indiana	0.0039269056%
IN409	New Pekin Town, Indiana	0.0237000300%
IN410	New Point Town, Indiana	0.0004311896%
IN411	New Richmond Town, Indiana	0.0029464625%
IN412	New Ross Town, Indiana	0.0030542599%
IN413	New Whiteland Town, Indiana	0.0149735732%
IN414	Newberry Town, Indiana	0.0004311896%
IN415	Newburgh Town, Indiana	0.0335968586%
IN416	Newport Town, Indiana	0.0042554310%
IN417	Newton County, Indiana	0.1317386983%
IN418	Newtown, Indiana	0.0019352201%
IN419	Noble County, Indiana	0.3308610426%
IN420	Noblesville City, Indiana	0.1813255057%
IN421	North Judson Town, Indiana	0.0550690756%
IN422	North Liberty Town, Indiana	0.0258405785%
IN423	North Manchester Town, Indiana	0.0190904075%
IN424	North Salem Town, Indiana	0.0007289158%
IN425	North Vernon City, Indiana	0.1513680928%
IN426	North Webster Town, Indiana	0.0116061875%
IN427	Oakland City, Indiana	0.0117550506%
IN428	Oaktown, Indiana	0.0003028594%
IN429	Odon Town, Indiana	0.0001129306%
IN430	Ogden Dunes Town, Indiana	0.0007545819%
IN431	Ohio County, Indiana	0.0605102780%
IN432	Oldenburg Town, Indiana	0.0017555578%
IN433	Onward Town, Indiana	0.0000205328%
IN434	Oolitic Town, Indiana	0.0059288574%
IN435	Orange County, Indiana	0.1597198253%
IN436	Orestes Town, Indiana	0.0064113791%
IN437	Orland Town, Indiana	0.0025255393%
IN438	Orleans Town, Indiana	0.0250859967%
IN439	Osceola Town, Indiana	0.0333607310%
IN440	Osgood Town, Indiana	0.0249576664%

State ID	Qualifying Subdivision	Consolidated State Allocation
IN441	Ossian Town, Indiana	0.0269134194%
IN442	Otterbein Town, Indiana	0.0047636188%
IN443	Owen County, Indiana	0.2265234186%
IN444	Owensville Town, Indiana	0.0056362644%
IN445	Oxford Town, Indiana	0.0039166391%
IN446	Palmyra Town, Indiana	0.0000821314%
IN447	Paoli Town, Indiana	0.0428417696%
IN448	Paragon Town, Indiana	0.0022226799%
IN449	Parke County, Indiana	0.1418203225%
IN450	Parker City Town, Indiana	0.0194291994%
IN451	Patoka Town, Indiana	0.0042605642%
IN452	Patriot Town, Indiana	0.0022740120%
IN453	Pendleton Town, Indiana	0.0746163388%
IN454	Pennville Town, Indiana	0.0010009759%
IN455	Perry County, Indiana	0.2167651867%
IN456	Perrysville Town, Indiana	0.0037934421%
IN457	Peru City, Indiana	0.1826036749%
IN458	Petersburg City, Indiana	0.0103588175%
IN459	Pierceton Town, Indiana	0.0102869526%
IN460	Pike County, Indiana	0.1238284218%
IN461	Pine Village Town, Indiana	0.0008880453%
IN462	Pittsboro Town, Indiana	0.0022842784%
IN463	Plainfield Town, Indiana	0.1021046776%
IN464	Plainville Town, Indiana	0.0007186494%
IN465	Plymouth City, Indiana	0.1356142717%
IN466	Poneto Town, Indiana	0.0011087733%
IN467	Portage City, Indiana	0.4894412953%
IN468	Porter County, Indiana	1.1076491603%
IN469	Porter Town, Indiana	0.1634722017%
IN470	Portland City, Indiana	0.0123299701%
IN471	Posey County, Indiana	0.1942714610%
IN472	Poseyville Town, Indiana	0.0044658926%
IN473	Pottawattamie Park Town, Indiana	0.0012319704%
IN474	Princes Lakes Town, Indiana	0.0039063727%
IN475	Princeton City, Indiana	0.0453005772%
IN476	Pulaski County, Indiana	0.1885530652%
IN477	Putnam County, Indiana	0.4476056348%
IN478	Randolph County, Indiana	0.1948463805%
IN479	Redkey Town, Indiana	0.0011601054%
IN480	Remington Town, Indiana	0.0024228751%
IN481	Rensselaer City, Indiana	0.0101278231%
IN482	Reynolds Town, Indiana	0.0007083830%
IN483	Richland Town, Indiana	0.0026898020%
IN484	Richmond City, Indiana	0.6900830697%
IN485	Ridgeville Town, Indiana	0.0178943696%
IN486	Riley Town, Indiana	0.0014629648%
IN487	Ripley County, Indiana	0.2963915383%
IN488	Rising Sun City, Indiana	0.0356090769%
IN489	River Forest Town, Indiana	0.0003439251%

State ID	Qualifying Subdivision	Consolidated State Allocation
IN490	Roachdale Town, Indiana	0.0017760906%
IN491	Roann Town, Indiana	0.0009599102%
IN492	Roanoke Town, Indiana	0.0123402365%
IN493	Rochester City, Indiana	0.0090652486%
IN494	Rockport City, Indiana	0.0104768814%
IN495	Rockville Town, Indiana	0.0245162104%
IN496	Rome City Town, Indiana	0.0125096325%
IN497	Rosedale Town, Indiana	0.0056105984%
IN498	Roseland Town, Indiana	0.0028283986%
IN499	Rossville Town, Indiana	0.0134079442%
IN500	Royal Center Town, Indiana	0.0001796623%
IN501	Rush County, Indiana	0.2195011875%
IN502	Rushville City, Indiana	0.0154047628%
IN503	Russellville Town, Indiana	0.0006929833%
IN504	Russiaville Town, Indiana	0.0008059140%
IN505	Salamonia Town, Indiana	0.0002258612%
IN506	Salem City, Indiana	0.0949284502%
IN507	Saltillo Town, Indiana	0.0012833025%
IN508	Sandborn Town, Indiana	0.0002053284%
IN509	Santa Claus Town, Indiana	0.0075252857%
IN510	Saratoga Town, Indiana	0.0045018251%
IN511	Schererville Town, Indiana	0.1304861951%
IN512	Schneider Town, Indiana	0.0009342442%
IN513	Scott County, Indiana	1.2220735416%
IN514	Scottsburg City, Indiana	0.0625019635%
IN515	Seelyville Town, Indiana	0.0082952672%
IN516	Sellersburg Town, Indiana	0.0135722069%
IN517	Selma Town, Indiana	0.0080899388%
IN518	Seymour City, Indiana	0.0450541831%
IN519	Shadeland Town, Indiana	0.0129356889%
IN520	Shamrock Lakes Town, Indiana	0.0030901923%
IN521	Sharpsville Town, Indiana	0.0050818778%
IN522	Shelburn Town, Indiana	0.0044402265%
IN523	Shelby County, Indiana	0.0450541831%
IN524	Shelbyville City, Indiana	0.5457372080%
IN525	Sheridan Town, Indiana	0.0121657074%
IN526	Shipshewana Town, Indiana	0.0047174199%
IN527	Shirley Town, Indiana	0.0011806383%
IN528	Shoals Town, Indiana	0.0066988389%
IN529	Sidney Town, Indiana	0.0004773885%
IN530	Silver Lake Town, Indiana	0.0053128722%
IN531	Somerville Town, Indiana	0.0016939593%
IN532	South Bend City, Indiana	1.3582319336%
IN533	South Whitley Town, Indiana	0.0000564653%
IN534	Southport City, Indiana	0.0003490583%
IN535	Speedway Town, Indiana	0.0716390770%
IN536	Spencer County, Indiana	0.1563113739%
IN537	Spencer Town, Indiana	0.0335301269%
IN538	Spiceland Town, Indiana	0.0016836928%

State ID	Qualifying Subdivision	Consolidated State Allocation
IN539	Spring Grove Town, Indiana	0.0014167659%
IN540	Spring Lake Town, Indiana	0.0003079926%
IN541	Springport Town, Indiana	0.0002771933%
IN542	Spurgeon Town, Indiana	0.0006827169%
IN543	St. Joseph County, Indiana	1.3360462005%
IN544	St. Joe Town, Indiana	0.0029823949%
IN545	St. John Town, Indiana	0.0653868274%
IN546	St. Leon Town, Indiana	0.0011190398%
IN547	St. Paul Town, Indiana	0.0016220943%
IN548	Starke County, Indiana	0.5754687596%
IN549	State Line City Town, Indiana	0.0005800527%
IN550	Staunton Town, Indiana	0.0035419148%
IN551	Steuben County, Indiana	0.2289052280%
IN552	Stilesville Town, Indiana	0.0004517225%
IN553	Stinesville Town, Indiana	0.0014321656%
IN554	Straughn Town, Indiana	0.0004260564%
IN555	Sullivan City, Indiana	0.0150608378%
IN556	Sullivan County, Indiana	0.4997077150%
IN557	Sulphur Springs Town, Indiana	0.0007494486%
IN558	Summitville Town, Indiana	0.0154098960%
IN559	Sunman Town, Indiana	0.0161336786%
IN560	Swayzee Town, Indiana	0.0084954623%
IN561	Sweetser Town, Indiana	0.0043786280%
IN562	Switz City Town, Indiana	0.0006570509%
IN563	Switzerland County, Indiana	0.1390381227%
IN564	Syracuse Town, Indiana	0.0288332399%
IN565	Tell City, Indiana	0.0071351617%
IN566	Tennyson Town, Indiana	0.0014372988%
IN567	Terre Haute City, Indiana	1.0172687340%
IN568	Thorntown, Indiana	0.0019968186%
IN569	Tippecanoe County, Indiana	0.9836513425%
IN570	Tipton City, Indiana	0.0756840464%
IN571	Tipton County, Indiana	0.1461219523%
IN572	Topeka Town, Indiana	0.0102510201%
IN573	Town of Pines Town, Indiana	0.0177506398%
IN574	Trafalgar Town, Indiana	0.0034751831%
IN575	Trail Creek Town, Indiana	0.0070068315%
IN576	Troy Town, Indiana	0.0003695911%
IN577	Ulen Town, Indiana	0.0001385967%
IN578	Union City, Indiana	0.0467276095%
IN579	Union County, Indiana	0.0788666365%
IN580	Uniondale Town, Indiana	0.0020532840%
IN581	Universal Town, Indiana	0.0029823949%
IN582	Upland Town, Indiana	0.0132693475%
IN583	Utica Town, Indiana	0.0015553626%
IN584	Valparaiso City, Indiana	0.4508549566%
IN585	Van Buren Town, Indiana	0.0074585540%
IN586	Vanderburgh County, Indiana	1.8730004864%
IN587	Veedersburg Town, Indiana	0.0174477804%

State ID	Qualifying Subdivision	Consolidated State Allocation
IN588	Vera Cruz Town, Indiana	0.0005287206%
IN589	Vermillion County, Indiana	0.1479237090%
IN590	Vernon Town, Indiana	0.0044556262%
IN591	Versailles Town, Indiana	0.0325753499%
IN592	Vevay Town, Indiana	0.0222627312%
IN593	Vigo County, Indiana	0.7949340146%
IN594	Vincennes City, Indiana	0.0141984585%
IN595	Wabash City, Indiana	0.0616549838%
IN596	Wabash County, Indiana	0.5254353629%
IN597	Wakarusa Town, Indiana	0.0133566121%
IN598	Walkerton Town, Indiana	0.0293414277%
IN599	Wallace Town, Indiana	0.0007443154%
IN600	Walton Town, Indiana	0.0010215088%
IN601	Wanatah Town, Indiana	0.0034289842%
IN602	Warren County, Indiana	0.0576818794%
IN603	Warren Town, Indiana	0.0076587491%
IN604	Warrick County, Indiana	0.3991430003%
IN605	Warsaw City, Indiana	0.2580772597%
IN606	Washington City, Indiana	0.0149581736%
IN607	Washington County, Indiana	0.3404396122%
IN608	Waterloo Town, Indiana	0.0127970922%
IN609	Waveland Town, Indiana	0.0037215772%
IN610	Wayne County, Indiana	0.7657876490%
IN611	Waynetown, Indiana	0.0084133310%
IN612	Wells County, Indiana	0.2019866754%
IN613	West Baden Springs Town, Indiana	0.0054822681%
IN614	West College Corner Town, Indiana	0.0065345762%
IN615	West Harrison Town, Indiana	0.0004773885%
IN616	West Lafayette City, Indiana	0.2612290506%
IN617	West Lebanon Town, Indiana	0.0029772617%
IN618	West Terre Haute Town, Indiana	0.0180175667%
IN619	Westfield City, Indiana	0.1106874046%
IN620	Westport Town, Indiana	0.0022021470%
IN621	Westville Town, Indiana	0.0405164256%
IN622	Wheatfield Town, Indiana	0.0014064995%
IN623	Wheatland Town, Indiana	0.0002361277%
IN624	White County, Indiana	0.2045738132%
IN625	Whiteland Town, Indiana	0.0126892948%
IN626	Whitestown, Indiana	0.0075560849%
IN627	Whitewater Town, Indiana	0.0002977262%
IN628	Whiting City, Indiana	0.0746933369%
IN629	Whitley County, Indiana	0.3073920070%
IN630	Wilkinson Town, Indiana	0.0006365180%
IN631	Williamsport Town, Indiana	0.0094553726%
IN632	Winamac Town, Indiana	0.0021559481%
IN633	Winchester City, Indiana	0.0715004804%
IN634	Windfall City Town, Indiana	0.0058877917%

State ID	Qualifying Subdivision	Consolidated State Allocation
IN635	Winfield Town, Indiana	0.0246548070%
IN636	Wingate Town, Indiana	0.0023253441%
IN637	Winona Lake Town, Indiana	0.0964016815%
IN638	Winslow Town, Indiana	0.0028489315%
IN639	Wolcott Town, Indiana	0.0013397678%
IN640	Wolcottville Town, Indiana	0.0086494586%
IN641	Woodburn City, Indiana	0.0082131358%
IN642	Woodlawn Heights Town, Indiana	0.0012217040%
IN643	Worthington Town, Indiana	0.0026128038%
IN644	Yeoman Town, Indiana	0.0014578316%
IN645	Yorktown, Indiana	0.0901956307%
IN646	Zanesville Town, Indiana	0.0025922710%
IN647	Zionsville Town, Indiana	0.0375853627%
IN648	Cumberland Town, Indiana	0.0148247101%

State ID	Qualifying Subdivision	Consolidated State Allocation
IA1	Adair County, Iowa	0.2556895492%
IA2	Adams County, Iowa	0.1116738610%
IA3	Allamakee County, Iowa	0.4458620571%
IA7	Appanoose County, Iowa	0.5319573473%
IA8	Audubon County, Iowa	0.1208090649%
IA9	Benton County, Iowa	0.5190077951%
IA11	Black Hawk County, Iowa	3.3423948145%
IA13	Boone County, Iowa	0.8229376316%
IA14	Bremer County, Iowa	0.7313291658%
IA15	Buchanan County, Iowa	0.3770114677%
IA16	Buena Vista County, Iowa	0.3269761930%
IA18	Butler County, Iowa	0.2707546223%
IA19	Calhoun County, Iowa	0.1889544807%
IA20	Carroll County, Iowa	0.6033080977%
IA21	Cass County, Iowa	0.3356626501%
IA22	Cedar County, Iowa	0.3655363695%
IA25	Cerro Gordo County, Iowa	1.6302973365%
IA26	Cherokee County, Iowa	0.2378358349%
IA27	Chickasaw County, Iowa	0.2431246372%
IA28	Clarke County, Iowa	0.3046029568%
IA29	Clay County, Iowa	0.2957241797%
IA30	Clayton County, Iowa	0.4574012621%
IA32	Clinton County, Iowa	1.4586196098%
IA36	Crawford County, Iowa	0.3305341145%
IA37	Dallas County, Iowa	1.4775951912%
IA39	Davis County, Iowa	0.1538560657%
IA40	Decatur County, Iowa	0.2531573348%
IA41	Delaware County, Iowa	0.3021348491%
IA43	Des Moines County, Iowa	1.5679856298%
IA44	Dickinson County, Iowa	0.3322329419%
IA46	Dubuque County, Iowa	2.7454332795%
IA47	Emmet County, Iowa	0.1753318082%
IA49	Fayette County, Iowa	0.5284635324%
IA50	Floyd County, Iowa	0.3285468070%
IA53	Franklin County, Iowa	0.2107187034%
IA54	Fremont County, Iowa	0.2047888342%
IA55	Greene County, Iowa	0.3578435662%
IA57	Grundy County, Iowa	0.3230977380%
IA58	Guthrie County, Iowa	0.2308482053%
IA59	Hamilton County, Iowa	0.3501828163%
IA60	Hancock County, Iowa	0.1901084012%
IA61	Hardin County, Iowa	0.4491314985%
IA62	Harrison County, Iowa	0.6178282639%
IA63	Henry County, Iowa	0.4451248302%
IA64	Howard County, Iowa	0.1714212999%
IA65	Humboldt County, Iowa	0.1929611491%
IA66	Ida County, Iowa	0.1680556985%
IA69	Iowa County, Iowa	0.2658504602%
IA70	Jackson County, Iowa	0.5490417812%

State ID	Qualifying Subdivision	Consolidated State Allocation
IA71	Jasper County, Iowa	1.6780568235%
IA72	Jefferson County, Iowa	0.5728253647%
IA73	Johnson County, Iowa	3.8223936863%
IA75	Jones County, Iowa	0.3884865660%
IA77	Keokuk County, Iowa	0.1980255779%
IA78	Kossuth County, Iowa	0.3482275621%
IA80	Lee County, Iowa	1.4586837165%
IA81	Linn County, Iowa	7.3285811041%
IA82	Louisa County, Iowa	0.3358870235%
IA83	Lucas County, Iowa	0.3300533143%
IA84	Lyon County, Iowa	0.1619335092%
IA85	Madison County, Iowa	0.4031349456%
IA86	Mahaska County, Iowa	0.7161999860%
IA88	Marion County, Iowa	1.1788259436%
IA89	Marshall County, Iowa	1.0363488161%
IA92	Mills County, Iowa	0.4947113580%
IA93	Mitchell County, Iowa	0.1894673343%
IA94	Monona County, Iowa	0.4457658971%
IA95	Monroe County, Iowa	0.2157510788%
IA96	Montgomery County, Iowa	0.5308995868%
IA98	Muscatine County, Iowa	1.0607414131%
IA102	O'Brien County, Iowa	0.2348228203%
IA103	Osceola County, Iowa	0.1453939821%
IA106	Page County, Iowa	0.5824093155%
IA107	Palo Alto County, Iowa	0.1666132978%
IA110	Plymouth County, Iowa	0.4452850969%
IA111	Pocahontas County, Iowa	0.1165780231%
IA112	Polk County, Iowa	22.8108926250%
IA113	Pottawattamie County, Iowa	3.6145597841%
IA114	Poweshiek County, Iowa	0.4747100695%
IA115	Ringgold County, Iowa	0.1195910378%
IA116	Sac County, Iowa	0.2200782807%
IA117	Scott County, Iowa	8.8614042123%
IA118	Shelby County, Iowa	0.2859158555%
IA120	Sioux County, Iowa	0.4096738283%
IA123	Story County, Iowa	2.1665177789%
IA124	Tama County, Iowa	0.3449901740%
IA125	Taylor County, Iowa	0.1784409829%
IA126	Union County, Iowa	0.4629785445%
IA128	Van Buren County, Iowa	0.1525418785%
IA129	Wapello County, Iowa	1.0026607483%
IA130	Warren County, Iowa	1.3316563022%
IA131	Washington County, Iowa	0.5543626368%
IA135	Wayne County, Iowa	0.2440541843%
IA136	Webster County, Iowa	1.5957758817%
IA138	Winnebago County, Iowa	0.2340535400%
IA139	Winneshiek County, Iowa	0.3674595703%
IA140	Woodbury County, Iowa	2.5662230163%
IA141	Worth County, Iowa	0.2345663935%

State ID	Qualifying Subdivision	Consolidated State Allocation
IA142	Wright County, Iowa	0.2810437467%

State ID	Qualifying Subdivision	Consolidated State Allocation
KS1	Allen County, Kansas	0.2469590982%
KS2	Anderson County, Kansas	0.1033070846%
KS3	Andover City, Kansas	0.2965259109%
KS4	Arkansas City, Kansas	0.2517607353%
KS5	Atchison City, Kansas	0.2261465530%
KS6	Atchison County, Kansas	0.2081347289%
KS7	Barber County, Kansas	0.0868011735%
KS8	Barton County, Kansas	0.3334574382%
KS9	Bourbon County, Kansas	0.2875114592%
KS10	Brown County, Kansas	0.1232303153%
KS11	Butler County, Kansas	0.8706438812%
KS12	Chase County, Kansas	0.0336082678%
KS14	Cherokee County, Kansas	0.3919995171%
KS17	Clay County, Kansas	0.1042947986%
KS19	Coffey County, Kansas	0.1060232980%
KS20	Comanche County, Kansas	0.0219636398%
KS21	Cowley County, Kansas	0.6897088195%
KS22	Crawford County, Kansas	0.7714110714%
KS24	Derby City, Kansas	0.5453586914%
KS25	Dickinson County, Kansas	0.3638160245%
KS26	Dodge City, Kansas	0.5788024418%
KS28	Douglas County, Kansas	1.5924288685%
KS29	Edwards County, Kansas	0.0357396506%
KS30	El Dorado City, Kansas	0.2788280508%
KS31	Elk County, Kansas	0.0499335801%
KS32	Elkhart City, Kansas	0.0460427074%
KS33	Ellis County, Kansas	0.3726150991%
KS34	Ellsworth County, Kansas	0.0784192915%
KS35	Emporia City, Kansas	0.5314129512%
KS37	Finney County, Kansas	0.7153826866%
KS38	Ford County, Kansas	0.6591551252%
KS39	Franklin County, Kansas	0.3340422689%
KS40	Garden City, Kansas	0.5639674708%
KS41	Gardner City, Kansas	0.4851729540%
KS42	Geary County, Kansas	0.4187127502%
KS43	Gove County, Kansas	0.0340631361%
KS44	Graham County, Kansas	0.0310480092%
KS45	Grant County, Kansas	0.1409572980%
KS47	Great Bend City, Kansas	0.3231811438%
KS48	Greeley County Unified Government, Kansas	0.0155434990%
KS49	Greenwood County, Kansas	0.1168768440%
KS50	Hamilton County, Kansas	0.0315158737%
KS51	Harper County, Kansas	0.0693479184%
KS52	Harvey County, Kansas	0.6829965673%
KS53	Haskell County, Kansas	0.0509842361%
KS54	Hays City, Kansas	0.4517508922%
KS55	Haysville City, Kansas	0.2470109420%
KS57	Hutchinson City, Kansas	0.8720750695%

State ID	Qualifying Subdivision	Consolidated State Allocation
KS58	Jackson County, Kansas	0.1711734320%
KS59	Jefferson County, Kansas	0.2473443746%
KS61	Johnson County, Kansas	12.0944030669%
KS62	Junction City, Kansas	0.4741551685%
KS63	Kansas City, Kansas	4.4060498188%
KS64	Kearny County, Kansas	0.0486709060%
KS65	Kingman County, Kansas	0.0906357539%
KS66	Kiowa County, Kansas	0.0319187570%
KS67	Labette County, Kansas	0.2545442897%
KS69	Lansing City, Kansas	0.2592649750%
KS70	Lawrence City, Kansas	2.1351947685%
KS71	Leavenworth City, Kansas	0.7793565010%
KS72	Leavenworth County, Kansas	1.6381480759%
KS73	Leawood City, Kansas	0.7519204801%
KS74	Lenexa City, Kansas	1.2179424409%
KS75	Liberal City, Kansas	0.4082002757%
KS78	Logan County, Kansas	0.0355057183%
KS79	Lyon County, Kansas	0.4294606379%
KS80	Manhattan City, Kansas	1.1916559134%
KS81	Manter City, Kansas	0.0039724166%
KS83	Marshall County, Kansas	0.1254396755%
KS84	McPherson City, Kansas	0.2822331538%
KS85	McPherson County, Kansas	0.3697169383%
KS86	Meade County, Kansas	0.0802482625%
KS87	Merriam City, Kansas	0.2413502294%
KS88	Miami County, Kansas	0.4462127868%
KS90	Montgomery County, Kansas	0.6274462063%
KS92	Morton County, Kansas	0.0505510276%
KS94	Neosho County, Kansas	0.3172684471%
KS95	Ness County, Kansas	0.0359735829%
KS96	Newton City, Kansas	0.4065302570%
KS98	Olathe City, Kansas	3.0725090086%
KS99	Osage County, Kansas	0.2049506509%
KS101	Ottawa City, Kansas	0.2675066256%
KS103	Overland Park City, Kansas	5.2622788811%
KS104	Pawnee County, Kansas	0.0827340421%
KS105	Phillips County, Kansas	0.0673335017%
KS106	Pittsburg City, Kansas	0.4330770471%
KS107	Pottawatomie County, Kansas	0.3212929608%
KS108	Prairie Village City, Kansas	0.4839800835%
KS109	Pratt County, Kansas	0.1817885063%
KS110	Rawlins County, Kansas	0.0326335501%
KS111	Reno County, Kansas	1.2307721233%
KS112	Republic County, Kansas	0.0589509291%
KS113	Rice County, Kansas	0.1216707669%
KS114	Riley County, Kansas	0.9513505103%
KS117	Russell County, Kansas	0.0884263937%
KS118	Salina City, Kansas	1.0036161498%
KS119	Saline County, Kansas	0.7008350540%

State ID	Qualifying Subdivision	Consolidated State Allocation
KS120	Scott County, Kansas	0.0622519732%
KS121	Sedgwick County, Kansas	10.3553321948%
KS122	Seward County, Kansas	0.4190277852%
KS123	Shawnee City, Kansas	1.4379077560%
KS124	Shawnee County, Kansas	3.5054886950%
KS125	Sheridan County, Kansas	0.0327505162%
KS126	Sherman County, Kansas	0.0750792587%
KS127	Smith County, Kansas	0.0460586624%
KS130	Stanton County, Kansas	0.0392178776%
KS131	Stevens County, Kansas	0.0700237227%
KS132	Sumner County, Kansas	0.2934290296%
KS133	Thomas County, Kansas	0.1000970142%
KS134	Topeka City, Kansas	2.7014829146%
KS135	Trego County, Kansas	0.0358436205%
KS136	Ulysses City, Kansas	0.1478592097%
KS137	Wabaunsee County, Kansas	0.1375513777%
KS138	Wallace County, Kansas	0.0199622194%
KS139	Washington County, Kansas	0.0705305759%
KS140	Wichita City, Kansas	10.4437497448%
KS141	Wichita County, Kansas	0.0269541947%
KS142	Wilson County, Kansas	0.1086745303%
KS143	Winfield City, Kansas	0.2560767576%
KS145	Abilene City, Kansas	0.1327990164%
KS146	Anthony City, Kansas	0.0440711418%
KS147	Augusta City, Kansas	0.2017035526%
KS148	Baxter Springs City, Kansas	0.0844335409%
KS149	Bel Aire City, Kansas	0.1836803642%
KS150	Belleville City, Kansas	0.0399286280%
KS151	Beloit City, Kansas	0.0772980066%
KS152	Bentley City, Kansas	0.0111696053%
KS153	Benton City, Kansas	0.0187605992%
KS154	Bonner Springs City, Kansas	0.1727710215%
KS155	Burlingame City, Kansas	0.0191726818%
KS156	Burrton City, Kansas	0.0185220252%
KS157	Caney City, Kansas	0.0422493033%
KS158	Chanute City, Kansas	0.1950017894%
KS159	Cheney City, Kansas	0.0471292279%
KS160	Coffeyville City, Kansas	0.1988623520%
KS161	Colby City, Kansas	0.1152746647%
KS162	Concordia City, Kansas	0.1064040461%
KS163	Edwardsville City, Kansas	0.0976201818%
KS164	Ellsworth City, Kansas	0.0636559061%
KS165	Enterprise City, Kansas	0.0167652523%
KS166	Eudora City, Kansas	0.1386549260%
KS167	Fairway City, Kansas	0.0859517397%
KS168	Fall River City, Kansas	0.0030797747%
KS169	Fort Scott City, Kansas	0.1658740613%
KS170	Galena City, Kansas	0.0612484766%
KS171	Garden Plain City, Kansas	0.0197799613%

State ID	Qualifying Subdivision	Consolidated State Allocation
KS172	Garnett City, Kansas	0.0706613091%
KS173	Goddard City, Kansas	0.1076186052%
KS174	Halstead City, Kansas	0.0439843876%
KS175	Harper City, Kansas	0.0280433004%
KS176	Herington City, Kansas	0.0485823611%
KS177	Hiawatha City, Kansas	0.0670393205%
KS178	Highland City, Kansas	0.0213849143%
KS179	Hillsboro City, Kansas	0.0599037863%
KS180	Hoisington City, Kansas	0.0531803345%
KS181	Hugoton City, Kansas	0.0797705018%
KS182	Humboldt City, Kansas	0.0385622491%
KS183	Independence City, Kansas	0.1827043793%
KS184	Iola City, Kansas	0.1141685485%
KS185	Johnson City City, Kansas	0.0286505799%
KS186	Kechi City, Kansas	0.0457411605%
KS187	Kingman City, Kansas	0.0599688519%
KS188	Leoti City, Kansas	0.0307977467%
KS189	Lincoln Center City, Kansas	0.0257876908%
KS190	Longton City, Kansas	0.0066366975%
KS191	Maize City, Kansas	0.1142336141%
KS192	Marysville City, Kansas	0.0705094892%
KS193	Meade City, Kansas	0.0329449136%
KS194	Medicine Lodge City, Kansas	0.0391261515%
KS195	Mission City, Kansas	0.2141310941%
KS196	Mission Hills City, Kansas	0.0766256614%
KS197	Moundridge City, Kansas	0.0403623991%
KS198	Mount Hope City, Kansas	0.0174809746%
KS199	Neodesha City, Kansas	0.0479533930%
KS200	North Newton City, Kansas	0.0382152322%
KS201	Norton City, Kansas	0.0587542929%
KS202	Oakley City, Kansas	0.0440277647%
KS203	Osawatomie City, Kansas	0.0915907637%
KS204	Park City City, Kansas	0.1722721848%
KS205	Parsons City, Kansas	0.2052387869%
KS206	Phillipsburg City, Kansas	0.0524863008%
KS207	Pleasanton City, Kansas	0.0251153456%
KS208	Pratt City, Kansas	0.1401731248%
KS209	Rantoul City, Kansas	0.0040557596%
KS210	Roeland Park City, Kansas	0.1442722615%
KS211	Russell City, Kansas	0.0950609324%
KS212	Sabetha City, Kansas	0.0553491899%
KS213	Satanta City, Kansas	0.0243128691%
KS214	Scott City, Kansas	0.0810284379%
KS215	Sedgwick City, Kansas	0.0359379341%
KS216	Spring Hill City, Kansas	0.1707106089%
KS217	Sterling City, Kansas	0.0471942936%
KS218	Sublette City, Kansas	0.0287156456%
KS219	Syracuse City, Kansas	0.0353740316%
KS220	Tonganoxie City, Kansas	0.1234078725%

State ID	Qualifying Subdivision	Consolidated State Allocation
KS221	Tribune City, Kansas	0.0157025131%
KS222	Valley Falls City, Kansas	0.0249852143%
KS223	Wakeeney City, Kansas	0.0376947069%
KS224	Wamego City, Kansas	0.1023265980%
KS225	Washington City, Kansas	0.0230983101%
KS226	Weir City, Kansas	0.0137505433%
KS227	Wellington City, Kansas	0.1637485830%
KS228	Westwood City, Kansas	0.0356126057%
KS229	Wilson City, Kansas	0.0154639390%
KS230	Wyandotte County, Kansas	3.2916925050%

State ID	Qualifying Subdivision	Consolidated State Allocation
KY1	Adair County, Kentucky	0.2072149972%
KY2	Allen County, Kentucky	0.3652932746%
KY3	Anderson County, Kentucky	0.3621159370%
KY4	Ashland City, Kentucky	0.9834499202%
KY5	Ballard County, Kentucky	0.1275818571%
KY6	Bardstown City, Kentucky	0.2352870373%
KY7	Barren County, Kentucky	0.3122030586%
KY8	Bath County, Kentucky	0.1600781328%
KY9	Bell County, Kentucky	0.6418579913%
KY12	Berea City, Kentucky	0.1673960319%
KY13	Boone County, Kentucky	2.0430819725%
KY14	Bourbon County, Kentucky	0.2554835051%
KY15	Bowling Green City, Kentucky	0.6707865957%
KY16	Boyd County, Kentucky	0.8927787584%
KY17	Boyle County, Kentucky	0.3790292999%
KY18	Bracken County, Kentucky	0.1275577166%
KY19	Breathitt County, Kentucky	0.5390554414%
KY20	Breckinridge County, Kentucky	0.3244963382%
KY22	Bullitt County, Kentucky	1.0630204077%
KY23	Butler County, Kentucky	0.1624898322%
KY24	Caldwell County, Kentucky	0.1441008473%
KY25	Calloway County, Kentucky	0.0270405279%
KY26	Campbell County, Kentucky	1.0519698931%
KY27	Campbellsville City, Kentucky	0.2769609681%
KY28	Carlisle County, Kentucky	0.0604084438%
KY29	Carroll County, Kentucky	0.2541479356%
KY30	Carter County, Kentucky	0.6015849596%
KY31	Casey County, Kentucky	0.2668572392%
KY32	Christian County, Kentucky	0.4386166388%
KY33	Clark County, Kentucky	0.6110238861%
KY34	Clay County, Kentucky	0.7834161044%
KY35	Clinton County, Kentucky	0.3920484376%
KY36	Columbia City, Kentucky	0.0941274300%
KY37	Covington City, Kentucky	1.7146827203%
KY38	Crittenden County, Kentucky	0.2010231527%
KY39	Cumberland County, Kentucky	0.1857249004%
KY40	Danville City, Kentucky	0.2799464970%
KY41	Daviess County, Kentucky	1.1263935276%
KY42	Edmonson County, Kentucky	0.1884368528%
KY44	Elliott County, Kentucky	0.1458221479%
KY45	Erlanger City, Kentucky	0.3397777298%
KY46	Estill County, Kentucky	0.4049309515%
KY47	Fleming County, Kentucky	0.1823914480%
KY48	Florence City, Kentucky	0.7389020512%
KY49	Floyd County, Kentucky	1.9179322449%
KY50	Fort Thomas City, Kentucky	0.3651296923%
KY51	Frankfort City, Kentucky	0.4254271088%
KY52	Franklin County, Kentucky	0.4438483122%
KY53	Fulton County, Kentucky	0.1040009320%

State ID	Qualifying Subdivision	Consolidated State Allocation
KY54	Gallatin County, Kentucky	0.2347861459%
KY55	Garrard County, Kentucky	0.3127117464%
KY56	Georgetown City, Kentucky	0.2129888920%
KY57	Glasgow City, Kentucky	0.4100978120%
KY58	Grant County, Kentucky	0.5343736918%
KY59	Graves County, Kentucky	0.2447866907%
KY60	Grayson City, Kentucky	0.1405700912%
KY61	Grayson County, Kentucky	0.4371371187%
KY62	Green County, Kentucky	0.1363993307%
KY64	Greenup County, Kentucky	0.6872346204%
KY65	Hancock County, Kentucky	0.1001482246%
KY66	Hardin County, Kentucky	1.6677965130%
KY68	Harlan County, Kentucky	0.9236857078%
KY69	Harrison County, Kentucky	0.2078604027%
KY70	Hart County, Kentucky	0.2333469695%
KY71	Henderson City, Kentucky	0.5644511762%
KY72	Henderson County, Kentucky	0.3796057595%
KY73	Henry County, Kentucky	0.2263086115%
KY74	Hickman County, Kentucky	0.0533625713%
KY76	Hopkins County, Kentucky	0.5493362318%
KY77	Hopkinsville City, Kentucky	0.5662686160%
KY79	Independence City, Kentucky	0.1255237640%
KY81	Jackson County, Kentucky	0.1930879337%
KY83	Jefferson County, Kentucky	14.4939132925%
KY84	Jeffersontown City, Kentucky	0.1981991396%
KY85	Jenkins City, Kentucky	0.0688654541%
KY86	Jessamine County, Kentucky	0.6407795601%
KY87	Johnson County, Kentucky	0.6400798620%
KY88	Kenton County, Kentucky	2.5731398261%
KY89	Knott County, Kentucky	0.4910894879%
KY90	Knox County, Kentucky	0.8060755114%
KY91	Larue County, Kentucky	0.1917133825%
KY92	Laurel County, Kentucky	0.9215642107%
KY93	Lawrence County, Kentucky	0.4474957316%
KY94	Lawrenceburg City, Kentucky	0.0804801232%
KY95	Lee County, Kentucky	0.2235931366%
KY96	Leslie County, Kentucky	0.5525464926%
KY97	Letcher County, Kentucky	0.6327552468%
KY98	Lewis County, Kentucky	0.2492484050%
KY99	Lexington-Fayette Urban County, Kentucky	6.2597070666%
KY100	Lincoln County, Kentucky	0.4109182594%
KY101	Livingston County, Kentucky	0.2056037847%
KY102	Logan County, Kentucky	0.3022584972%
KY103	London City, Kentucky	0.1961505806%
KY106	Lyndon City, Kentucky	0.0748780766%
KY107	Lyon County, Kentucky	0.1367346673%
KY108	Madison County, Kentucky	1.1073052673%
KY109	Madisonville City, Kentucky	0.3927355489%

State ID	Qualifying Subdivision	Consolidated State Allocation
KY110	Magoffin County, Kentucky	0.3084779576%
KY111	Manchester City, Kentucky	0.1800397241%
KY112	Marion County, Kentucky	0.2018769929%
KY113	Marshall County, Kentucky	0.6110803392%
KY114	Martin County, Kentucky	0.4692913886%
KY115	Mason County, Kentucky	0.1741746215%
KY116	McCracken County, Kentucky	0.3377504933%
KY117	McCreary County, Kentucky	0.3011869230%
KY118	McLean County, Kentucky	0.1433881867%
KY119	Meade County, Kentucky	0.3762152436%
KY120	Menifee County, Kentucky	0.1152561711%
KY121	Mercer County, Kentucky	0.2841928256%
KY122	Metcalfe County, Kentucky	0.1167070889%
KY123	Monroe County, Kentucky	0.2890192303%
KY124	Montgomery County, Kentucky	0.5746052526%
KY125	Morehead City, Kentucky	0.1176937487%
KY126	Morgan County, Kentucky	0.0505889526%
KY127	Morganfield City, Kentucky	0.1082087956%
KY129	Muhlenberg County, Kentucky	0.5338036196%
KY130	Murray City, Kentucky	0.5765962314%
KY131	Nelson County, Kentucky	0.4816564321%
KY132	Newport City, Kentucky	0.7312996326%
KY133	Nicholas County, Kentucky	0.1324383199%
KY134	Nicholasville City, Kentucky	0.3723153354%
KY135	Ohio County, Kentucky	0.4467150643%
KY136	Oldham County, Kentucky	0.7333447161%
KY137	Owen County, Kentucky	0.2198857418%
KY138	Owensboro City, Kentucky	0.5118319344%
KY139	Owsley County, Kentucky	0.1294761331%
KY140	Paducah City, Kentucky	1.1041080161%
KY141	Paintsville City, Kentucky	0.3642660363%
KY142	Pendleton County, Kentucky	0.3094900729%
KY143	Perry County, Kentucky	1.4848386091%
KY144	Pike County, Kentucky	1.9294441527%
KY145	Pineville City, Kentucky	0.0736606264%
KY147	Powell County, Kentucky	0.5788951657%
KY148	Prestonsburg City, Kentucky	0.4197933602%
KY149	Pulaski County, Kentucky	0.8723902940%
KY151	Richmond City, Kentucky	0.5069051167%
KY152	Robertson County, Kentucky	0.0346199801%
KY153	Rockcastle County, Kentucky	0.4380501830%
KY154	Rowan County, Kentucky	0.4245058255%
KY155	Russell City, Kentucky	0.1455248537%
KY156	Russell County, Kentucky	0.5599110288%
KY158	Scott County, Kentucky	0.6332443967%
KY159	Shelby County, Kentucky	0.5093783884%
KY160	Shelbyville City, Kentucky	0.1168374662%
KY161	Shepherdsville City, Kentucky	0.1717991328%
KY162	Shively City, Kentucky	0.1040826057%

State ID	Qualifying Subdivision	Consolidated State Allocation
KY163	Simpson County, Kentucky	0.2049906448%
KY164	Somerset City, Kentucky	0.3108498299%
KY166	Spencer County, Kentucky	0.2447695951%
KY167	St. Matthews City, Kentucky	0.1131834246%
KY168	Taylor County, Kentucky	0.1908446071%
KY169	Todd County, Kentucky	0.1788746408%
KY170	Trigg County, Kentucky	0.2047738501%
KY171	Trimble County, Kentucky	0.1174427629%
KY172	Union County, Kentucky	0.2531192882%
KY175	Warren County, Kentucky	0.9893070387%
KY176	Washington County, Kentucky	0.1549834119%
KY177	Wayne County, Kentucky	0.3477965951%
KY178	Webster County, Kentucky	0.2371207742%
KY179	West Liberty City, Kentucky	0.1691975502%
KY181	Whitley County, Kentucky	1.5794132485%
KY182	Winchester City, Kentucky	0.4646999075%
KY183	Wolfe County, Kentucky	0.2600699609%
KY184	Woodford County, Kentucky	0.2675359435%
KY186	Albany City, Kentucky	0.1264298304%
KY187	Alexandria City, Kentucky	0.1080131826%
KY192	Barbourville City, Kentucky	0.0730470168%
KY193	Beattyville City, Kentucky	0.1448233239%
KY195	Bellevue City, Kentucky	0.0965704087%
KY205	Carrollton City, Kentucky	0.0887635005%
KY206	Catlettsburg City, Kentucky	0.1263485793%
KY207	Cave City City, Kentucky	0.0700133478%
KY208	Central City City, Kentucky	0.0844674819%
KY211	Cold Spring City, Kentucky	0.0750717640%
KY212	Corbin City, Kentucky	0.2036058550%
KY215	Crittenden City, Kentucky	0.1485297325%
KY216	Cynthiana City, Kentucky	0.2429917006%
KY218	Dayton City, Kentucky	0.1369669607%
KY220	Dry Ridge City, Kentucky	0.1124383105%
KY222	Edgewood City, Kentucky	0.0997328111%
KY228	Flatwoods City, Kentucky	0.0815134672%
KY230	Flemingsburg City, Kentucky	0.0974474500%
KY231	Fort Mitchell City, Kentucky	0.1045834032%
KY232	Fort Wright City, Kentucky	0.0888485558%
KY233	Franklin City, Kentucky	0.1059281781%
KY238	Harrodsburg City, Kentucky	0.1433328138%
KY240	Hazard City, Kentucky	0.2853655644%
KY242	Highland Heights City, Kentucky	0.1099203272%
KY247	Irvine City, Kentucky	0.0767877105%
KY252	La Grange City, Kentucky	0.0727992716%
KY255	Lebanon City, Kentucky	0.1122041854%
KY256	Leitchfield City, Kentucky	0.1135380642%
KY258	Louisa City, Kentucky	0.0866211036%
KY259	Ludlow City, Kentucky	0.0669617849%
KY261	Martin City, Kentucky	0.2943288201%

State ID	Qualifying Subdivision	Consolidated State Allocation
KY262	Mayfield City, Kentucky	0.2929381596%
KY263	Maysville City, Kentucky	0.1796298526%
KY264	Middlesborough City, Kentucky	0.9627869870%
KY267	Morgantown City, Kentucky	0.1066840944%
KY268	Mount Sterling City, Kentucky	0.1357736978%
KY269	Mount Vernon City, Kentucky	0.1195254191%
KY275	Owingsville City, Kentucky	0.1120741368%
KY276	Paris City, Kentucky	0.1357848757%
KY278	Pikeville City, Kentucky	0.9232553122%
KY280	Princeton City, Kentucky	0.1044295429%
KY283	Russellville City, Kentucky	0.1019054071%
KY286	Southgate City, Kentucky	0.0952700635%
KY288	Stanford City, Kentucky	0.0735805495%
KY291	Taylor Mill City, Kentucky	0.1020398235%
KY294	Union City, Kentucky	0.1260059161%
KY295	Versailles City, Kentucky	0.1700135829%
KY297	Walton City, Kentucky	0.0725720505%
KY301	Wilder City, Kentucky	0.1271712342%
KY302	Williamsburg City, Kentucky	0.2511273232%
KY303	Williamstown City, Kentucky	0.1029710636%

State ID	Qualifying Subdivision	Consolidated State Allocation
LA2	Acadia Parish, Louisiana	
LA3	Alexandria City, Louisiana	
LA4	Allen Parish, Louisiana	
LA5	Ascension Parish, Louisiana	
LA6	Assumption Parish, Louisiana	
LA7	Avoyelles Parish, Louisiana	
LA9	Baldwin Town, Louisiana	
LA10	Bastrop City, Louisiana	
LA12	Beauregard Parish, Louisiana	
LA13	Berwick Town, Louisiana	
LA14	Bienville Parish, Louisiana	
LA15	Bogalusa City, Louisiana	
LA16	Bossier City, Louisiana	
LA17	Bossier Parish, Louisiana	
LA19	Caddo Parish, Louisiana	
LA20	Calcasieu Parish, Louisiana	
LA21	Caldwell Parish, Louisiana	
LA22	Cameron Parish, Louisiana	
LA23	Catahoula Parish, Louisiana	
LA25	Claiborne Parish, Louisiana	
LA26	Concordia Parish, Louisiana	
LA27	Covington City, Louisiana	
LA29	De Soto Parish, Louisiana	
LA30	Delhi Town, Louisiana	
LA32	Donaldsonville City, Louisiana	
LA33	East Carroll Parish, Louisiana	
LA34	East Feliciana Parish, Louisiana	
LA35	Eunice City, Louisiana	
LA36	Evangeline Parish, Louisiana	
LA37	Ferriday Town, Louisiana	
LA38	Franklin City, Louisiana	
LA39	Franklin Parish, Louisiana	
LA41	Gramercy Town, Louisiana	
LA42	Grant Parish, Louisiana	
LA43	Gretna City, Louisiana	
LA46	Iberia Parish, Louisiana	
LA47	Iberville Parish, Louisiana	
LA48	Jackson Parish, Louisiana	
LA49	Jean Lafitte Town, Louisiana	
LA50	Jefferson Davis Parish, Louisiana	
LA51	Jefferson Parish, Louisiana	
LA52	Kenner City, Louisiana	
LA54	Lafourche Parish, Louisiana	
LA55	Lake Charles City, Louisiana	
LA56	Lake Providence Town, Louisiana	
LA57	Lasalle Parish, Louisiana	
LA58	Lincoln Parish, Louisiana	
LA59	Livingston Parish, Louisiana	
LA60	Lutcher Town, Louisiana	

Allocations in Louisiana will be made in accordance with the Louisiana State-Local Government Opioid Litigation Memorandum of Understanding.

State ID	Qualifying Subdivision	Consolidated State Allocation
LA61	Madison Parish, Louisiana	Allocations in Louisiana will be made in accordance with the Louisiana State-Local Government Opioid Litigation Memorandum of Understanding.
LA62	Madisonville Town, Louisiana	
LA63	Mandeville City, Louisiana	
LA65	Monroe City, Louisiana	
LA66	Morehouse Parish, Louisiana	
LA67	Morgan City, Louisiana	
LA68	Natchitoches City, Louisiana	
LA69	Natchitoches Parish, Louisiana	
LA70	New Iberia City, Louisiana	
LA72	New Roads City, Louisiana	
LA73	Opelousas City, Louisiana	
LA74	Ouachita Parish, Louisiana	
LA75	Patterson City, Louisiana	
LA76	Pearl River Town, Louisiana	
LA77	Pineville City, Louisiana	
LA78	Plaquemines Parish, Louisiana	
LA79	Pointe Coupee Parish, Louisiana	
LA80	Rapides Parish, Louisiana	
LA81	Red River Parish, Louisiana	
LA82	Richland Parish, Louisiana	
LA83	Richwood Town, Louisiana	
LA85	Sabine Parish, Louisiana	
LA86	Shreveport City, Louisiana	
LA87	Slidell City, Louisiana	
LA88	St Bernard Parish, Louisiana	
LA89	St Charles Parish, Louisiana	
LA90	St Helena Parish, Louisiana	
LA91	St James Parish, Louisiana	
LA92	St John The Baptist Parish, Louisiana	
LA93	St Landry Parish, Louisiana	
LA94	St Martin Parish, Louisiana	
LA95	St Mary Parish, Louisiana	
LA96	St Tammany Parish, Louisiana	
LA97	St. Martinville City, Louisiana	
LA99	Tangipahoa Parish, Louisiana	
LA100	Tensas Parish, Louisiana	
LA102	Union Parish, Louisiana	
LA103	Vermilion Parish, Louisiana	
LA104	Vernon Parish, Louisiana	
LA105	Washington Parish, Louisiana	
LA106	Webster Parish, Louisiana	
LA107	West Baton Rouge Parish, Louisiana	
LA108	West Carroll Parish, Louisiana	
LA109	West Feliciana Parish, Louisiana	
LA110	West Monroe City, Louisiana	
LA111	Westwego City, Louisiana	
LA112	Winn Parish, Louisiana	

State ID	Qualifying Subdivision	Consolidated State Allocation
LA115	East Baton Rouge Parish, Louisiana	Allocations in Louisiana will be made in accordance with the Louisiana State-Local Government Opioid Litigation Memorandum of Understanding.
LA116	Lafayette Parish, Louisiana	
LA117	Orleans Parish, Louisiana	
LA118	Terrebonne Parish, Louisiana	
LA119	Sheriff of Acadia Parish, Louisiana	
LA120	Sheriff of Allen Parish, Louisiana	
LA121	Sheriff of Ascension Parish, Louisiana	
LA122	Sheriff of Assumption Parish, Louisiana	
LA123	Sheriff of Avoyelles Parish, Louisiana	
LA124	Sheriff of Beauregard Parish, Louisiana	
LA125	Sheriff of Bienville Parish, Louisiana	
LA126	Sheriff of Bossier Parish, Louisiana	
LA127	Sheriff of Caddo Parish, Louisiana	
LA128	Sheriff of Calcasieu Parish, Louisiana	
LA129	Sheriff of Caldwell Parish, Louisiana	
LA130	Sheriff of Cameron Parish, Louisiana	
LA131	Sheriff of Catahoula Parish, Louisiana	
LA132	Sheriff of Claiborne Parish, Louisiana	
LA133	Sheriff of Concordia Parish, Louisiana	
LA134	Sheriff of De Soto Parish, Louisiana	
LA135	Sheriff of East Baton Rouge Parish, Louisiana	
LA136	Sheriff of East Carroll Parish, Louisiana	
LA137	Sheriff of East Feliciana Parish, Louisiana	
LA138	Sheriff of Evangeline Parish, Louisiana	
LA139	Sheriff of Franklin Parish, Louisiana	
LA140	Sheriff of Grant Parish, Louisiana	
LA141	Sheriff of Iberia Parish, Louisiana	
LA142	Sheriff of Iberville Parish, Louisiana	

State ID	Qualifying Subdivision	Consolidated State Allocation
LA143	Sheriff of Jackson Parish, Louisiana	Allocations in Louisiana will be made in accordance with the Louisiana State-Local Government Opioid Litigation Memorandum of Understanding.
LA144	Sheriff of Jefferson Davis Parish, Louisiana	
LA145	Sheriff of Jefferson Parish, Louisiana	
LA146	Sheriff of Lafayette Parish, Louisiana	
LA147	Sheriff of Lafourche Parish, Louisiana	
LA148	Sheriff of Lasalle Parish, Louisiana	
LA149	Sheriff of Lincoln Parish, Louisiana	
LA150	Sheriff of Livingston Parish, Louisiana	
LA151	Sheriff of Madison Parish, Louisiana	
LA152	Sheriff of Morehouse Parish, Louisiana	
LA153	Sheriff of Natchitoches Parish, Louisiana	
LA154	Sheriff of Orleans Parish, Louisiana	
LA155	Sheriff of Ouachita Parish, Louisiana	
LA156	Sheriff of Plaquemines Parish, Louisiana	
LA157	Sheriff of Pointe Coupee Parish, Louisiana	
LA158	Sheriff of Rapides Parish, Louisiana	
LA159	Sheriff of Red River Parish, Louisiana	
LA160	Sheriff of Richland Parish, Louisiana	
LA161	Sheriff of Sabine Parish, Louisiana	
LA162	Sheriff of St Bernard Parish, Louisiana	
LA163	Sheriff of St Charles Parish, Louisiana	
LA164	Sheriff of St Helena Parish, Louisiana	
LA165	Sheriff of St James Parish, Louisiana	
LA166	Sheriff of St John The Baptist Parish, Louisiana	
LA167	Sheriff of St Landry Parish, Louisiana	

State ID	Qualifying Subdivision	Consolidated State Allocation
LA168	Sheriff of St Martin Parish, Louisiana	Allocations in Louisiana will be made in accordance with the Louisiana State-Local Government Opioid Litigation Memorandum of Understanding.
LA169	Sheriff of St Mary Parish, Louisiana	
LA170	Sheriff of St Tammany Parish, Louisiana	
LA171	Sheriff of Tangipahoa Parish, Louisiana	
LA172	Sheriff of Tensas Parish, Louisiana	
LA173	Sheriff of Terrebonne Parish, Louisiana	
LA174	Sheriff of Union Parish, Louisiana	
LA175	Sheriff of Vermilion Parish, Louisiana	
LA176	Sheriff of Vernon Parish, Louisiana	
LA177	Sheriff of Washington Parish, Louisiana	
LA178	Sheriff of Webster Parish, Louisiana	
LA179	Sheriff of West Baton Rouge Parish, Louisiana	
LA180	Sheriff of West Carroll Parish, Louisiana	
LA181	Sheriff of West Feliciana Parish, Louisiana	
LA182	Sheriff of Winn Parish, Louisiana	

State ID	Qualifying Subdivision	Consolidated State Allocation
ME1	Androscoggin County, Maine	1.6799535986%
ME2	Aroostook County, Maine	4.0537116218%
ME3	Auburn City, Maine	2.6283332826%
ME4	Augusta City, Maine	3.6779545807%
ME5	Bangor City, Maine	5.2042873123%
ME6	Biddeford City, Maine	2.7393997300%
ME7	Brunswick Town, Maine	1.6113929261%
ME8	Calais City, Maine	0.8369049504%
ME9	Cumberland County, Maine	3.5025701951%
ME10	Falmouth Town, Maine	1.2353278939%
ME11	Franklin County, Maine	1.9717572454%
ME12	Gorham Town, Maine	1.4582940317%
ME13	Hancock County, Maine	3.8494340111%
ME14	Kennebec County, Maine	4.9959268385%
ME15	Kennebunk Town, Maine	0.2185679049%
ME16	Knox County, Maine	2.1010369789%
ME17	Lewiston City, Maine	4.3451006968%
ME18	Lincoln County, Maine	2.1621727981%
ME19	Orono Town, Maine	0.2094180830%
ME20	Oxford County, Maine	3.8454418782%
ME21	Penobscot County, Maine	6.7801027597%
ME22	Piscataquis County, Maine	1.2760851978%
ME23	Portland City, Maine	7.2016026249%
ME24	Rockland City, Maine	0.6184398003%
ME25	Saco City, Maine	0.4366518238%
ME26	Sagadahoc County, Maine	1.9708146889%
ME27	Sanford City, Maine	2.6908215844%
ME28	Scarborough Town, Maine	1.8363769930%
ME29	Somerset County, Maine	3.6977198467%
ME30	South Portland City, Maine	2.2275994495%
ME31	Standish Town, Maine	0.0664145731%
ME32	Waldo County, Maine	2.4723925078%
ME33	Washington County, Maine	2.6998574469%
ME34	Waterville City, Maine	2.8132809688%
ME35	Wells Town, Maine	0.2541311729%
ME36	Westbrook City, Maine	1.5416150467%
ME37	Windham Town, Maine	0.1935482073%
ME38	York County, Maine	6.7950503019%
ME39	York Town, Maine	2.1005084476%

State ID	Qualifying Subdivision	Consolidated State Allocation
MD1	Aberdeen City, Maryland	0.0372796529%
MD2	Allegany County, Maryland	1.6120411494%
MD3	Annapolis City, Maryland	0.2413230958%
MD4	Anne Arundel County, Maryland	9.5850095156%
MD5	Baltimore City, Maryland	20.9970334354%
MD6	Baltimore County, Maryland	17.7565394434%
MD7	Bel Air Town, Maryland	0.0322364280%
MD8	Berlin Town, Maryland	0.0109236186%
MD9	Bowie City, Maryland	0.0263270946%
MD10	Calvert County, Maryland	1.6948343688%
MD11	Cambridge City, Maryland	0.0196746185%
MD12	Caroline County, Maryland	0.5865017850%
MD13	Carroll County, Maryland	2.9605563001%
MD14	Cecil County, Maryland	3.7958577634%
MD15	Charles County, Maryland	1.9663409179%
MD16	Charlestown, Maryland	0.0013846587%
MD17	College Park City, Maryland	0.0050334845%
MD18	Cottage City Town, Maryland	0.0015972023%
MD19	Cumberland City, Maryland	0.1627132426%
MD20	Dorchester County, Maryland	0.3951913125%
MD21	Easton Town, Maryland	0.0630108370%
MD22	Elkton Town, Maryland	0.0884110160%
MD23	Forest Heights Town, Maryland	0.0014812182%
MD24	Frederick City, Maryland	0.1530889274%
MD25	Frederick County, Maryland	3.4957333212%
MD26	Frostburg City, Maryland	0.0194678741%
MD27	Gaithersburg City, Maryland	0.0243966914%
MD28	Garrett County, Maryland	0.3513434690%
MD29	Grantsville Town, Maryland	0.0002207076%
MD30	Greenbelt City, Maryland	0.0369938028%
MD31	Hagerstown City, Maryland	0.1829328174%
MD32	Harford County, Maryland	5.1958110720%
MD33	Havre De Grace City, Maryland	0.0458009931%
MD34	Howard County, Maryland	3.2487213744%
MD35	Hyattsville City, Maryland	0.0127377562%
MD36	Kent County, Maryland	0.4683852152%
MD37	Laurel City, Maryland	0.0300516480%
MD38	Montgomery County, Maryland	8.5574378958%
MD39	Mountain Lake Park Town, Maryland	0.0001004445%
MD40	New Carrollton City, Maryland	0.0062727689%
MD41	North Brentwood Town, Maryland	0.0000662686%
MD42	North East Town, Maryland	0.0183814522%
MD43	Oakland Town, Maryland	0.0011777453%
MD44	Perryville Town, Maryland	0.0184160785%
MD45	Prince Georges County, Maryland	7.1382650655%
MD46	Queen Annes County, Maryland	0.7381792535%
MD47	Rockville City, Maryland	0.0611045878%
MD48	Salisbury City, Maryland	0.1347806691%

State ID	Qualifying Subdivision	Consolidated State Allocation
MD49	Seat Pleasant City, Maryland	0.0040128808%
MD50	Somerset County, Maryland	0.3875128839%
MD51	St Marys County, Maryland	1.3684562511%
MD52	Takoma Park City, Maryland	0.0195596479%
MD53	Talbot County, Maryland	0.4896824850%
MD54	Upper Marlboro Town, Maryland	0.0009443695%
MD55	Vienna Town, Maryland	0.0001582676%
MD56	Washington County, Maryland	3.0474490505%
MD57	Westminster City, Maryland	0.0440087573%
MD58	Wicomico County, Maryland	1.6694422411%
MD59	Worcester County, Maryland	0.9876031064%

State ID	Qualifying Subdivision	Consolidated State Allocation
MA1	Abington Town, Massachusetts	0.2400899791%
MA2	Acton Town, Massachusetts	0.1586479343%
MA3	Acushnet Town, Massachusetts	0.1547305792%
MA4	Adams Town, Massachusetts	0.0189731986%
MA5	Agawam Town City, Massachusetts	0.4341901730%
MA6	Alford Town, Massachusetts	0.0007449491%
MA7	Amesbury Town City, Massachusetts	0.2580959424%
MA8	Amherst Town, Massachusetts	0.3675897982%
MA9	Andover Town, Massachusetts	0.7102727131%
MA10	Aquinnah Town, Massachusetts	0.0049293930%
MA11	Arlington Town, Massachusetts	0.3350233330%
MA12	Ashburnham Town, Massachusetts	0.0140160133%
MA13	Ashby Town, Massachusetts	0.0069876989%
MA14	Ashfield Town, Massachusetts	0.0027296132%
MA15	Ashland Town, Massachusetts	0.1613930923%
MA16	Athol Town, Massachusetts	0.0359559233%
MA17	Attleboro City, Massachusetts	0.9357205930%
MA18	Auburn Town, Massachusetts	0.3036683195%
MA19	Avon Town, Massachusetts	0.0739889948%
MA20	Ayer Town, Massachusetts	0.0179210686%
MA21	Barnstable County, Massachusetts	0.0639482242%
MA22	Barnstable Town City, Massachusetts	0.8578313582%
MA23	Barre Town, Massachusetts	0.0096522017%
MA24	Becket Town, Massachusetts	0.0067279376%
MA25	Bedford Town, Massachusetts	0.1982937972%
MA26	Belchertown, Massachusetts	0.3492785905%
MA27	Bellingham Town, Massachusetts	0.1961076781%
MA28	Belmont Town, Massachusetts	0.2420315678%
MA29	Berkley Town, Massachusetts	0.1212759115%
MA30	Berlin Town, Massachusetts	0.0397753511%
MA31	Bernardston Town, Massachusetts	0.0040751589%
MA32	Beverly City, Massachusetts	0.4801566147%
MA33	Billerica Town, Massachusetts	0.3870913124%
MA34	Blackstone Town, Massachusetts	0.0221473318%
MA35	Blandford Town, Massachusetts	0.0009007116%
MA36	Bolton Town, Massachusetts	0.0110088433%
MA37	Boston City, Massachusetts	10.5767780349%
MA38	Bourne Town, Massachusetts	0.3783946742%
MA39	Boxborough Town, Massachusetts	0.0399298051%
MA40	Boxford Town, Massachusetts	0.0912309051%
MA41	Boylston Town, Massachusetts	0.0562367737%
MA42	Braintree Town City, Massachusetts	0.4457226214%
MA43	Brewster Town, Massachusetts	0.1284470083%
MA44	Bridgewater Town, Massachusetts	0.0570448443%
MA45	Brimfield Town, Massachusetts	0.0355644757%

State ID	Qualifying Subdivision	Consolidated State Allocation
MA46	Bristol County, Massachusetts	0.1015083030%
MA47	Brockton City, Massachusetts	2.1170344615%
MA48	Brookfield Town, Massachusetts	0.0372953453%
MA49	Brookline Town, Massachusetts	0.8244968622%
MA50	Buckland Town, Massachusetts	0.0031396937%
MA51	Burlington Town, Massachusetts	0.3034752912%
MA52	Cambridge City, Massachusetts	4.3053779748%
MA53	Canton Town, Massachusetts	0.2909840866%
MA54	Carlisle Town, Massachusetts	0.0526144568%
MA55	Carver Town, Massachusetts	0.2179547901%
MA56	Charlemont Town, Massachusetts	0.0066765925%
MA57	Charlton Town, Massachusetts	0.0305379405%
MA58	Chatham Town, Massachusetts	0.1685335181%
MA59	Chelmsford Town, Massachusetts	0.3162632088%
MA60	Chelsea City, Massachusetts	0.5236031155%
MA61	Cheshire Town, Massachusetts	0.0015830626%
MA62	Chester Town, Massachusetts	0.0096828727%
MA63	Chesterfield Town, Massachusetts	0.0168042468%
MA64	Chicopee City, Massachusetts	0.8816952708%
MA65	Chilmark Town, Massachusetts	0.0062328576%
MA66	Clarksburg Town, Massachusetts	0.0303920178%
MA67	Clinton Town, Massachusetts	0.2371744557%
MA68	Cohasset Town, Massachusetts	0.1430861241%
MA69	Colrain Town, Massachusetts	0.0016018525%
MA70	Concord Town, Massachusetts	0.1749597704%
MA71	Conway Town, Massachusetts	0.0354590115%
MA72	Cummington Town, Massachusetts	0.0009757143%
MA73	Dalton Town, Massachusetts	0.0123034626%
MA74	Danvers Town, Massachusetts	0.4037368656%
MA75	Dartmouth Town, Massachusetts	0.5505881937%
MA76	Dedham Town, Massachusetts	0.3188835370%
MA77	Deerfield Town, Massachusetts	0.0872700035%
MA78	Dennis Town, Massachusetts	0.0970183530%
MA79	Dighton Town, Massachusetts	0.0228752705%
MA80	Douglas Town, Massachusetts	0.1659192613%
MA81	Dover Town, Massachusetts	0.0683428114%
MA82	Dracut Town, Massachusetts	0.2045887296%
MA83	Dudley Town, Massachusetts	0.0179390734%
MA84	Dukes County, Massachusetts	0.0054256244%
MA85	Dunstable Town, Massachusetts	0.0041607864%
MA86	Duxbury Town, Massachusetts	0.3742011756%
MA87	East Bridgewater Town, Massachusetts	0.2308047825%
MA88	East Brookfield Town, Massachusetts	0.0052365739%
MA89	East Longmeadow Town, Massachusetts	0.2715713403%
MA90	Eastham Town, Massachusetts	0.0786916528%

State ID	Qualifying Subdivision	Consolidated State Allocation
MA91	Easthampton Town City, Massachusetts	0.2670463228%
MA92	Easton Town, Massachusetts	0.5676857515%
MA93	Edgartown, Massachusetts	0.0809809332%
MA94	Egremont Town, Massachusetts	0.0050750540%
MA95	Erving Town, Massachusetts	0.0513752128%
MA96	Essex Town, Massachusetts	0.0113333487%
MA97	Everett City, Massachusetts	0.4368228534%
MA98	Fairhaven Town, Massachusetts	0.3265362625%
MA99	Fall River City, Massachusetts	2.1055901006%
MA100	Falmouth Town, Massachusetts	0.6632841320%
MA101	Fitchburg City, Massachusetts	0.6913634212%
MA102	Florida Town, Massachusetts	0.0170875086%
MA103	Foxborough Town, Massachusetts	0.2588100112%
MA104	Framingham Town, Massachusetts	0.6902310022%
MA105	Franklin Town City, Massachusetts	0.4506715894%
MA106	Freetown, Massachusetts	0.0347111837%
MA107	Gardner City, Massachusetts	0.3080580392%
MA108	Georgetown, Massachusetts	0.1361143365%
MA109	Gill Town, Massachusetts	0.0032293514%
MA110	Gloucester City, Massachusetts	0.4219402015%
MA111	Goshen Town, Massachusetts	0.0020598761%
MA112	Gosnold Town, Massachusetts	0.0011645031%
MA113	Grafton Town, Massachusetts	0.2787903277%
MA114	Granby Town, Massachusetts	0.1421420753%
MA115	Granville Town, Massachusetts	0.0205788719%
MA116	Great Barrington Town, Massachusetts	0.0238735954%
MA117	Greenfield Town City, Massachusetts	0.4522917084%
MA118	Groton Town, Massachusetts	0.0112861907%
MA119	Groveland Town, Massachusetts	0.0109548289%
MA120	Hadley Town, Massachusetts	0.1036658447%
MA121	Halifax Town, Massachusetts	0.0744074497%
MA122	Hamilton Town, Massachusetts	0.0148754814%
MA123	Hampden Town, Massachusetts	0.0086441416%
MA124	Hancock Town, Massachusetts	0.0080083205%
MA125	Hanover Town, Massachusetts	0.2979987927%
MA126	Hanson Town, Massachusetts	0.0306151413%
MA127	Hardwick Town, Massachusetts	0.0046489576%
MA128	Harvard Town, Massachusetts	0.1646144358%
MA129	Harwich Town, Massachusetts	0.2864309104%
MA130	Hatfield Town, Massachusetts	0.0627393895%
MA131	Haverhill City, Massachusetts	0.8142937865%
MA132	Hawley Town, Massachusetts	0.0002691301%
MA133	Heath Town, Massachusetts	0.0011790011%
MA134	Hingham Town, Massachusetts	0.4828724626%
MA135	Hinsdale Town, Massachusetts	0.0037015067%

State ID	Qualifying Subdivision	Consolidated State Allocation
MA136	Holbrook Town, Massachusetts	0.1222501079%
MA137	Holden Town, Massachusetts	0.0343745879%
MA138	Holland Town, Massachusetts	0.0238040885%
MA139	Holliston Town, Massachusetts	0.1672190621%
MA140	Holyoke City, Massachusetts	0.9664659552%
MA141	Hopedale Town, Massachusetts	0.1372305825%
MA142	Hopkinton Town, Massachusetts	0.2027514537%
MA143	Hubbardston Town, Massachusetts	0.0076647112%
MA144	Hudson Town, Massachusetts	0.1994512345%
MA145	Hull Town, Massachusetts	0.1954841045%
MA146	Huntington Town, Massachusetts	0.0026561285%
MA147	Ipswich Town, Massachusetts	0.2079635850%
MA148	Kingston Town, Massachusetts	0.1369378473%
MA149	Lakeville Town, Massachusetts	0.0202228058%
MA150	Lancaster Town, Massachusetts	0.0116656002%
MA151	Lanesborough Town, Massachusetts	0.0575248505%
MA152	Lawrence City, Massachusetts	1.4758837913%
MA153	Lee Town, Massachusetts	0.1519018348%
MA154	Leicester Town, Massachusetts	0.1926291380%
MA155	Lenox Town, Massachusetts	0.1609461124%
MA156	Leominster City, Massachusetts	0.7902530708%
MA157	Leverett Town, Massachusetts	0.0395342227%
MA158	Lexington Town, Massachusetts	0.5090924410%
MA159	Leyden Town, Massachusetts	0.0007689206%
MA160	Lincoln Town, Massachusetts	0.1099619285%
MA161	Littleton Town, Massachusetts	0.1043597104%
MA162	Longmeadow Town, Massachusetts	0.2992108201%
MA163	Lowell City, Massachusetts	1.0242474790%
MA164	Ludlow Town, Massachusetts	0.3042665608%
MA165	Lunenburg Town, Massachusetts	0.1916440550%
MA166	Lynn City, Massachusetts	1.5917595154%
MA167	Lynnfield Town, Massachusetts	0.2333154069%
MA168	Malden City, Massachusetts	0.4659742140%
MA169	Manchester-By-The-Sea Town, Massachusetts	0.0201100664%
MA170	Mansfield Town, Massachusetts	0.6816694002%
MA171	Marblehead Town, Massachusetts	0.3485912672%
MA172	Marion Town, Massachusetts	0.0698025620%
MA173	Marlborough City, Massachusetts	0.3668295136%
MA174	Marshfield Town, Massachusetts	0.4930551259%
MA175	Mashpee Town, Massachusetts	0.3459150927%
MA176	Mattapoissett Town, Massachusetts	0.0843720139%
MA177	Maynard Town, Massachusetts	0.1014940666%
MA178	Medfield Town, Massachusetts	0.2083772770%
MA179	Medford City, Massachusetts	0.3972200658%
MA180	Medway Town, Massachusetts	0.1940731867%
MA181	Melrose City, Massachusetts	0.2296395466%

State ID	Qualifying Subdivision	Consolidated State Allocation
MA182	Mendon Town, Massachusetts	0.0164096065%
MA183	Merrimac Town, Massachusetts	0.0100336001%
MA184	Methuen Town City, Massachusetts	0.7149217230%
MA185	Middleborough Town, Massachusetts	0.3933419654%
MA186	Middlefield Town, Massachusetts	0.0003252381%
MA187	Middleton Town, Massachusetts	0.0917093411%
MA188	Milford Town, Massachusetts	0.5323916620%
MA189	Millbury Town, Massachusetts	0.2332340712%
MA190	Millis Town, Massachusetts	0.0999797258%
MA191	Millville Town, Massachusetts	0.0062130209%
MA192	Milton Town, Massachusetts	0.3520463069%
MA193	Monroe Town, Massachusetts	0.0001025332%
MA194	Monson Town, Massachusetts	0.1266258006%
MA195	Montague Town, Massachusetts	0.0291412591%
MA196	Monterey Town, Massachusetts	0.0042137017%
MA197	Montgomery Town, Massachusetts	0.0002324400%
MA198	Mt Washington Town, Massachusetts	0.0001746048%
MA199	Nahant Town, Massachusetts	0.0355497159%
MA200	Nantucket Town, Massachusetts	0.1102324194%
MA201	Natick Town, Massachusetts	0.3421702489%
MA202	Needham Town, Massachusetts	0.4914063771%
MA203	New Ashford Town, Massachusetts	0.0002677169%
MA204	New Bedford City, Massachusetts	2.3617391681%
MA205	New Braintree Town, Massachusetts	0.0013480056%
MA206	New Marlborough Town, Massachusetts	0.0032940955%
MA207	New Salem Town, Massachusetts	0.0024476600%
MA208	Newbury Town, Massachusetts	0.0135400372%
MA209	Newburyport City, Massachusetts	0.2905748435%
MA210	Newton City, Massachusetts	1.0088865481%
MA211	Norfolk County, Massachusetts	0.0563017795%
MA212	Norfolk Town, Massachusetts	0.0892988423%
MA213	North Adams City, Massachusetts	0.3428675166%
MA214	North Andover Town, Massachusetts	0.4494773051%
MA215	North Attleborough Town, Massachusetts	0.6369959028%
MA216	North Brookfield Town, Massachusetts	0.0698725924%
MA217	North Reading Town, Massachusetts	0.1664230820%
MA218	Northampton City, Massachusetts	0.5405649568%
MA219	Northborough Town, Massachusetts	0.2422641125%

State ID	Qualifying Subdivision	Consolidated State Allocation
MA220	Northbridge Town, Massachusetts	0.2823159735%
MA221	Northfield Town, Massachusetts	0.0153010544%
MA222	Norton Town, Massachusetts	0.4563834066%
MA223	Norwell Town, Massachusetts	0.2753854817%
MA224	Norwood Town, Massachusetts	0.3412282413%
MA225	Oak Bluffs Town, Massachusetts	0.0769116887%
MA226	Oakham Town, Massachusetts	0.0026269230%
MA227	Orange Town, Massachusetts	0.1376712816%
MA228	Orleans Town, Massachusetts	0.0935051641%
MA229	Otis Town, Massachusetts	0.0035269019%
MA230	Oxford Town, Massachusetts	0.2336229019%
MA231	Palmer Town City, Massachusetts	0.1621757259%
MA232	Paxton Town, Massachusetts	0.0115100470%
MA233	Peabody City, Massachusetts	0.7162928627%
MA234	Pelham Town, Massachusetts	0.0235476246%
MA235	Pembroke Town, Massachusetts	0.3388218249%
MA236	Pepperell Town, Massachusetts	0.0102363113%
MA237	Peru Town, Massachusetts	0.0011523603%
MA238	Petersham Town, Massachusetts	0.0159775433%
MA239	Phillipston Town, Massachusetts	0.0039835646%
MA240	Pittsfield City, Massachusetts	1.1541979937%
MA241	Plainfield Town, Massachusetts	0.0004986914%
MA242	Plainville Town, Massachusetts	0.0738004154%
MA243	Plymouth County, Massachusetts	0.0008974666%
MA244	Plymouth Town, Massachusetts	1.0727134492%
MA245	Plympton Town, Massachusetts	0.0311939123%
MA246	Princeton Town, Massachusetts	0.0094015998%
MA247	Provincetown, Massachusetts	0.0895015011%
MA248	Quincy City, Massachusetts	1.0277365393%
MA249	Randolph Town, Massachusetts	0.3517891103%
MA250	Raynham Town, Massachusetts	0.0739771661%
MA251	Reading Town, Massachusetts	0.2463903024%
MA252	Rehoboth Town, Massachusetts	0.0342848256%
MA253	Revere City, Massachusetts	0.5754964378%
MA254	Richmond Town, Massachusetts	0.0346755405%
MA255	Rochester Town, Massachusetts	0.0656757963%
MA256	Rockland Town, Massachusetts	0.3048431858%
MA257	Rockport Town, Massachusetts	0.1188536886%
MA258	Rowe Town, Massachusetts	0.0242459391%
MA259	Rowley Town, Massachusetts	0.0134543050%
MA260	Royalston Town, Massachusetts	0.0020739031%
MA261	Russell Town, Massachusetts	0.0012348998%
MA262	Rutland Town, Massachusetts	0.0122272562%
MA263	Salem City, Massachusetts	0.6254547137%
MA264	Salisbury Town, Massachusetts	0.0319290215%
MA265	Sandisfield Town, Massachusetts	0.0020719142%
MA266	Sandwich Town, Massachusetts	0.4944903815%
MA267	Saugus Town, Massachusetts	0.3330802265%
MA268	Savoy Town, Massachusetts	0.0103246605%

State ID	Qualifying Subdivision	Consolidated State Allocation
MA269	Scituate Town, Massachusetts	0.3938536371%
MA270	Seekonk Town, Massachusetts	0.3325159013%
MA271	Sharon Town, Massachusetts	0.3157804286%
MA272	Sheffield Town, Massachusetts	0.0066580643%
MA273	Shelburne Town, Massachusetts	0.0145706034%
MA274	Sherborn Town, Massachusetts	0.0361347676%
MA275	Shirley Town, Massachusetts	0.0049654026%
MA276	Shrewsbury Town, Massachusetts	0.6471205738%
MA277	Shutesbury Town, Massachusetts	0.0358178516%
MA278	Somerset Town, Massachusetts	0.2943717652%
MA279	Somerville City, Massachusetts	0.5538327759%
MA280	South Hadley Town, Massachusetts	0.3289508962%
MA281	Southampton Town, Massachusetts	0.0773861993%
MA282	Southborough Town, Massachusetts	0.2173688486%
MA283	Southbridge Town City, Massachusetts	0.2906114812%
MA284	Southwick Town, Massachusetts	0.0165255910%
MA285	Spencer Town, Massachusetts	0.0203153945%
MA286	Springfield City, Massachusetts	3.4410224370%
MA287	Sterling Town, Massachusetts	0.0196759620%
MA288	Stockbridge Town, Massachusetts	0.0092305018%
MA289	Stoneham Town, Massachusetts	0.1669780908%
MA290	Stoughton Town, Massachusetts	0.3118943726%
MA291	Stow Town, Massachusetts	0.0087733680%
MA292	Sturbridge Town, Massachusetts	0.1235688557%
MA293	Sudbury Town, Massachusetts	0.1950193814%
MA294	Sunderland Town, Massachusetts	0.0394445127%
MA295	Sutton Town, Massachusetts	0.1720631416%
MA296	Swampscott Town, Massachusetts	0.2802270489%
MA297	Swansea Town, Massachusetts	0.3127370397%
MA298	Taunton City, Massachusetts	1.3156698571%
MA299	Templeton Town, Massachusetts	0.0167725290%
MA300	Tewksbury Town, Massachusetts	0.2526508477%
MA301	Tisbury Town, Massachusetts	0.0665566713%
MA302	Tolland Town, Massachusetts	0.0005593530%
MA303	Topsfield Town, Massachusetts	0.0713350646%
MA304	Townsend Town, Massachusetts	0.0093843801%
MA305	Truro Town, Massachusetts	0.0604250384%
MA306	Tyngsborough Town, Massachusetts	0.1162396935%
MA307	Tyringham Town, Massachusetts	0.0012803829%
MA308	Upton Town, Massachusetts	0.0211017442%
MA309	Uxbridge Town, Massachusetts	0.2255606716%
MA310	Wakefield Town, Massachusetts	0.2116065761%
MA311	Wales Town, Massachusetts	0.0147604390%
MA312	Walpole Town, Massachusetts	0.3194149930%

State ID	Qualifying Subdivision	Consolidated State Allocation
MA313	Waltham City, Massachusetts	0.5322671985%
MA314	Ware Town, Massachusetts	0.2035588439%
MA315	Wareham Town, Massachusetts	0.3595394490%
MA316	Warren Town, Massachusetts	0.0179304373%
MA317	Warwick Town, Massachusetts	0.0065997057%
MA318	Washington Town, Massachusetts	0.0004074112%
MA319	Watertown Town City, Massachusetts	0.2540965713%
MA320	Wayland Town, Massachusetts	0.2147389946%
MA321	Webster Town, Massachusetts	0.2405963644%
MA322	Wellesley Town, Massachusetts	0.4811483972%
MA323	Wellfleet Town, Massachusetts	0.0667808417%
MA324	Wendell Town, Massachusetts	0.0010508215%
MA325	Wenham Town, Massachusetts	0.0112119209%
MA326	West Boylston Town, Massachusetts	0.1222726663%
MA327	West Bridgewater Town, Massachusetts	0.1467598909%
MA328	West Brookfield Town, Massachusetts	0.0059191866%
MA329	West Newbury Town, Massachusetts	0.0086981560%
MA330	West Springfield Town City, Massachusetts	0.4627594653%
MA331	West Stockbridge Town, Massachusetts	0.0028401544%
MA332	West Tisbury Town, Massachusetts	0.0099183484%
MA333	Westborough Town, Massachusetts	0.5070384269%
MA334	Westfield City, Massachusetts	0.6538385669%
MA335	Westford Town, Massachusetts	0.2939962811%
MA336	Westhampton Town, Massachusetts	0.0199373981%
MA337	Westminster Town, Massachusetts	0.0226744436%
MA338	Weston Town, Massachusetts	0.2254658323%
MA339	Westport Town, Massachusetts	0.2811335179%
MA340	Westwood Town, Massachusetts	0.2903783084%
MA341	Weymouth Town City, Massachusetts	0.5656639786%
MA342	Whately Town, Massachusetts	0.0314223222%
MA343	Whitman Town, Massachusetts	0.0448742719%
MA344	Wilbraham Town, Massachusetts	0.0313150261%
MA345	Williamsburg Town, Massachusetts	0.0343998679%
MA346	Williamstown, Massachusetts	0.0783021941%
MA347	Wilmington Town, Massachusetts	0.2467559990%
MA348	Winchendon Town, Massachusetts	0.1830720373%
MA349	Winchester Town, Massachusetts	0.2570095300%

State ID	Qualifying Subdivision	Consolidated State Allocation
MA350	Windsor Town, Massachusetts	0.0005238144%
MA351	Winthrop Town City, Massachusetts	0.1505890537%
MA352	Woburn City, Massachusetts	0.3503541163%
MA353	Worcester City, Massachusetts	3.7929503518%
MA354	Worthington Town, Massachusetts	0.0015069609%
MA355	Wrentham Town, Massachusetts	0.0961794021%
MA356	Yarmouth Town, Massachusetts	0.1308391883%

State ID	Qualifying Subdivision	Consolidated State Allocation
MI1	Ada Township, Michigan	0.0042278554%
MI2	Adrian City, Michigan	0.0328126789%
MI3	Alcona County, Michigan	0.0934629817%
MI4	Alger County, Michigan	0.0879525875%
MI5	Algoma Township, Michigan	0.0016941585%
MI6	Allegan County, Michigan	0.4460242903%
MI7	Allen Park City, Michigan	0.0620457416%
MI8	Allendale Charter Township, Michigan	0.0044901249%
MI9	Alpena County, Michigan	0.3552566921%
MI10	Alpine Charter Township, Michigan	0.0014679355%
MI11	Ann Arbor City, Michigan	0.2674253148%
MI12	Antrim County, Michigan	0.2666725680%
MI13	Antwerp Township, Michigan	0.0007581775%
MI14	Arenac County, Michigan	0.1805504304%
MI15	Auburn Hills City, Michigan	0.0679438259%
MI16	Bangor Charter Township, Michigan	0.0063071908%
MI17	Baraga County, Michigan	0.0830045795%
MI18	Barry County, Michigan	0.2499588316%
MI19	Bath Charter Township, Michigan	0.0310575579%
MI20	Battle Creek City, Michigan	0.1976545014%
MI21	Bay City, Michigan	0.0662640083%
MI22	Bay County, Michigan	1.1889740912%
MI23	Bedford Township, Michigan	0.0238194433%
MI24	Benton Charter Township, Michigan	0.0523760917%
MI25	Benzie County, Michigan	0.1559708495%
MI26	Berkley City, Michigan	0.0207220905%
MI27	Berrien County, Michigan	1.4353008205%
MI28	Beverly Hills Village, Michigan	0.0265585450%
MI29	Big Rapids City, Michigan	0.0141485793%
MI30	Birmingham City, Michigan	0.0595211261%
MI278	Blackman Charter Township, Michigan	0.0000000000%
MI31	Bloomfield Charter Township, Michigan	0.1382971973%
MI32	Branch County, Michigan	0.3823019725%
MI33	Brandon Charter Township, Michigan	0.0172309269%
MI34	Brighton Township, Michigan	0.0005844508%
MI35	Brownstown Charter Township, Michigan	0.0597655290%
MI36	Burton City, Michigan	0.0191573337%
MI37	Byron Township, Michigan	0.0082898139%
MI38	Cadillac City, Michigan	0.0572782844%
MI39	Caledonia Charter Township, Kent County, Michigan	0.0026644035%

State ID	Qualifying Subdivision	Consolidated State Allocation
MI40	Calhoun County, Michigan	1.7844560932%
MI41	Cannon Township, Michigan	0.0031972842%
MI42	Canton Charter Township, Michigan	0.2635380816%
MI43	Cascade Charter Township, Michigan	0.0117082940%
MI44	Cass County, Michigan	0.4127454052%
MI45	Charlevoix County, Michigan	0.2142857345%
MI46	Cheboygan County, Michigan	0.3054122146%
MI47	Chesterfield Charter Township, Michigan	0.1219762582%
MI48	Chippewa County, Michigan	0.2775926422%
MI49	Clare County, Michigan	0.2705014687%
MI50	Clawson City, Michigan	0.0134773906%
MI51	Clinton Charter Township, Michigan	0.6524315825%
MI52	Clinton County, Michigan	0.5402667258%
MI53	Coldwater City, Michigan	0.0074666730%
MI54	Commerce Charter Township, Michigan	0.0192121087%
MI55	Comstock Charter Township, Michigan	0.0081656838%
MI56	Cooper Charter Township, Michigan	0.0009266020%
MI57	Crawford County, Michigan	0.2886252314%
MI58	Davison Township, Michigan	0.0085451532%
MI59	Dearborn City, Michigan	0.2895118016%
MI60	Dearborn Heights City, Michigan	0.1017944247%
MI61	Delhi Charter Township, Michigan	0.0190090980%
MI62	Delta Charter Township, Michigan	0.0391807240%
MI63	Delta County, Michigan	0.2697501609%
MI64	Detroit City, Michigan	7.3863527308%
MI65	Dewitt Charter Township, Michigan	0.0355251274%
MI66	Dickinson County, Michigan	0.2772928270%
MI67	East Bay Township, Michigan	0.0014150822%
MI68	East Grand Rapids City, Michigan	0.0200332982%
MI69	East Lansing City, Michigan	0.1928772515%
MI70	Eastpointe City, Michigan	0.1620457585%
MI71	Eaton County, Michigan	1.0040379149%
MI72	Egelston Township, Michigan	0.0057198661%
MI73	Emmet County, Michigan	0.1751859110%
MI74	Emmett Charter Township, Michigan	0.0078634499%
MI75	Escanaba City, Michigan	0.0187485817%
MI76	Farmington City, Michigan	0.0212789632%
MI77	Farmington Hills City, Michigan	0.1595279696%
MI78	Fenton Charter Township, Michigan	0.0017899625%

State ID	Qualifying Subdivision	Consolidated State Allocation
MI79	Fenton City, Michigan	0.0463367531%
MI80	Ferndale City, Michigan	0.0860957347%
MI81	Flat Rock City, Michigan	0.0165965372%
MI82	Flint Charter Township, Michigan	0.0247094958%
MI83	Flint City, Michigan	2.8492826162%
MI84	Flushing Charter Township, Michigan	0.0036163716%
MI85	Fort Gratiot Charter Township, Michigan	0.0091219411%
MI86	Fraser City, Michigan	0.0773787868%
MI87	Frenchtown Charter Township, Michigan	0.0472286300%
MI88	Fruitport Charter Township, Michigan	0.0124893804%
MI89	Gaines Township, Kent County, Michigan	0.0086869609%
MI90	Garden City, Michigan	0.0348032319%
MI91	Garfield Charter Township, Michigan	0.0003928875%
MI92	Genesee Charter Township, Michigan	0.0125078610%
MI93	Genesee County, Michigan	2.1444091585%
MI94	Genoa Township, Michigan	0.0000730563%
MI95	Georgetown Charter Township, Michigan	0.0069588066%
MI96	Gladwin County, Michigan	0.2077497604%
MI97	Gogebic County, Michigan	0.0721438406%
MI98	Grand Blanc Charter Township, Michigan	0.0202728576%
MI99	Grand Haven Charter Township, Michigan	0.0108943696%
MI100	Grand Haven City, Michigan	0.0335954698%
MI101	Grand Rapids Charter Township, Michigan	0.0036296214%
MI102	Grand Rapids City, Michigan	1.3440305744%
MI103	Grand Traverse County, Michigan	0.9563577517%
MI104	Grandville City, Michigan	0.0268602038%
MI105	Gratiot County, Michigan	0.3525171058%
MI106	Green Oak Township, Michigan	0.0310802595%
MI107	Grosse Ile Township, Michigan	0.0206969233%
MI108	Grosse Pointe Park City, Michigan	0.0273525288%
MI109	Grosse Pointe Woods City, Michigan	0.0194917954%
MI110	Hamburg Township, Michigan	0.0327814289%
MI111	Hamtramck City, Michigan	0.1045696825%
MI112	Harper Woods City, Michigan	0.0291877050%
MI113	Harrison Charter Township, Michigan	0.1197690060%
MI114	Hartland Township, Michigan	0.0002817888%

State ID	Qualifying Subdivision	Consolidated State Allocation
MI115	Hazel Park City, Michigan	0.0425097355%
MI116	Highland Charter Township, Michigan	0.0169953269%
MI117	Highland Park City, Michigan	0.0226020911%
MI118	Hillsdale County, Michigan	0.4179676993%
MI119	Holland Charter Township, Michigan	0.0168424444%
MI120	Holland City, Michigan	0.0955964916%
MI121	Holly Township, Michigan	0.0023667091%
MI122	Houghton County, Michigan	0.2492719347%
MI123	Huron Charter Township, Michigan	0.0404726791%
MI124	Huron County, Michigan	0.1691383539%
MI125	Independence Charter Township, Michigan	0.0476500991%
MI126	Ingham County, Michigan	2.3910799665%
MI127	Inkster City, Michigan	0.0963789326%
MI128	Ionia City, Michigan	0.0259372614%
MI129	Ionia County, Michigan	0.5298085345%
MI130	Iosco County, Michigan	0.3597971837%
MI131	Iron County, Michigan	0.1234778574%
MI132	Iron Mountain City, Michigan	0.0102890396%
MI133	Isabella County, Michigan	0.6406627159%
MI134	Jackson City, Michigan	0.1975960490%
MI135	Jackson County, Michigan	0.6266962818%
MI136	Kalamazoo Charter Township, Michigan	0.0300335110%
MI137	Kalamazoo City, Michigan	0.2186435127%
MI138	Kalamazoo County, Michigan	2.1433241424%
MI139	Kalkaska County, Michigan	0.0950485976%
MI140	Kent County, Michigan	3.0032910409%
MI141	Kentwood City, Michigan	0.0821691991%
MI142	Keweenaw County, Michigan	0.0039070602%
MI143	Lake County, Michigan	0.0815750583%
MI144	Lansing City, Michigan	0.6157258774%
MI145	Lapeer County, Michigan	0.4570551035%
MI146	Leelanau County, Michigan	0.1385869050%
MI147	Lenawee County, Michigan	0.8823790089%
MI148	Lenox Township, Michigan	0.0064611477%
MI149	Leoni Township, Michigan	0.0052492697%
MI150	Lincoln Charter Township, Michigan	0.0103038346%
MI151	Lincoln Park City, Michigan	0.0917234908%
MI152	Livingston County, Michigan	1.4441655813%
MI153	Livonia City, Michigan	0.4479739512%
MI154	Luce County, Michigan	0.0715137120%
MI155	Lyon Charter Township, Michigan	0.0034804545%
MI156	Mackinac County, Michigan	0.0525087280%
MI157	Macomb County, Michigan	8.9600697690%

State ID	Qualifying Subdivision	Consolidated State Allocation
MI158	Macomb Township, Michigan	0.0624612667%
MI159	Madison Heights City, Michigan	0.0833167256%
MI160	Manistee County, Michigan	0.3495467119%
MI161	Marion Township, Livingston County, Michigan	0.0001148028%
MI162	Marquette City, Michigan	0.0180973752%
MI163	Marquette County, Michigan	0.6035272233%
MI164	Mason County, Michigan	0.2785769407%
MI165	Mecosta County, Michigan	0.1917457546%
MI166	Melvindale City, Michigan	0.0300027854%
MI167	Menominee County, Michigan	0.0912256468%
MI168	Meridian Charter Township, Michigan	0.0408752583%
MI169	Midland City, Michigan	0.1745254871%
MI170	Midland County, Michigan	0.3108652798%
MI171	Milford Charter Township, Michigan	0.0037106999%
MI172	Missaukee County, Michigan	0.0578937210%
MI173	Monitor Charter Township, Michigan	0.0025502597%
MI174	Monroe Charter Township, Michigan	0.0069121111%
MI175	Monroe City, Michigan	0.1213473624%
MI176	Monroe County, Michigan	1.7767045087%
MI177	Montcalm County, Michigan	0.6957831869%
MI178	Montmorency County, Michigan	0.0985847841%
MI179	Mount Clemens City, Michigan	0.0290390165%
MI180	Mount Morris Charter Township, Michigan	0.0143743799%
MI181	Mount Pleasant City, Michigan	0.0206549613%
MI182	Mundy Charter Township, Michigan	0.0087055516%
MI183	Muskegon Charter Township, Michigan	0.0208333463%
MI184	Muskegon City, Michigan	0.1009248080%
MI185	Muskegon County, Michigan	1.9100367830%
MI186	Muskegon Heights City, Michigan	0.0288916451%
MI187	New Baltimore City, Michigan	0.0277364435%
MI188	Newaygo County, Michigan	0.5231811022%
MI189	Niles City, Michigan	0.0336753397%
MI190	Niles Township, Michigan	0.0124323128%
MI191	Northville Charter Township, Michigan	0.0937410207%
MI192	Norton Shores City, Michigan	0.0405173975%
MI193	Novi City, Michigan	0.0846232347%
MI194	Oak Park City, Michigan	0.0599120079%
MI195	Oakland Charter Township, Michigan	0.0158387451%
MI196	Oakland County, Michigan	6.0626269110%

State ID	Qualifying Subdivision	Consolidated State Allocation
MI197	Oceana County, Michigan	0.2437641356%
MI198	Oceola Township, Michigan	0.0002087325%
MI199	Ogemaw County, Michigan	0.6231250992%
MI200	Ontonagon County, Michigan	0.0564870701%
MI201	Orion Charter Township, Michigan	0.0279774995%
MI202	Osceola County, Michigan	0.2155121164%
MI203	Oscoda County, Michigan	0.0566748663%
MI204	Oshtemo Charter Township, Michigan	0.0071811704%
MI205	Otsego County, Michigan	0.3179204956%
MI206	Ottawa County, Michigan	0.8561297014%
MI207	Owosso City, Michigan	0.0346613348%
MI208	Oxford Charter Township, Michigan	0.0127384634%
MI209	Park Township, Ottawa County, Michigan	0.0040071188%
MI210	Pittsfield Charter Township, Michigan	0.0274648128%
MI211	Plainfield Charter Township, Michigan	0.0085009554%
MI212	Plymouth Charter Township, Michigan	0.0357383127%
MI213	Pontiac City, Michigan	0.3248498872%
MI214	Port Huron Charter Township, Michigan	0.0083327500%
MI215	Port Huron City, Michigan	0.1504374166%
MI216	Portage City, Michigan	0.0567022991%
MI217	Presque Isle County, Michigan	0.1629846266%
MI218	Redford Charter Township, Michigan	0.1223763279%
MI219	Riverview City, Michigan	0.0278625766%
MI220	Rochester City, Michigan	0.0230459632%
MI221	Rochester Hills City, Michigan	0.0390185719%
MI222	Romulus City, Michigan	0.1043054243%
MI223	Roscommon County, Michigan	0.4301835283%
MI224	Roseville City, Michigan	0.2467127304%
MI225	Royal Oak City, Michigan	0.1498737243%
MI226	Saginaw Charter Township, Michigan	0.0399524841%
MI227	Saginaw City, Michigan	0.2486892685%
MI228	Saginaw County, Michigan	1.8697499899%
MI229	Sanilac County, Michigan	0.3884583961%
MI230	Sault Ste. Marie City, Michigan	0.1102861372%
MI231	Schoolcraft County, Michigan	0.0455825815%
MI232	Scio Charter Township, Michigan	0.0029747576%
MI233	Shelby Charter Township, Michigan	0.2924370238%
MI234	Shiawassee County, Michigan	0.8126038392%

State ID	Qualifying Subdivision	Consolidated State Allocation
MI235	South Lyon City, Michigan	0.0149498906%
MI236	Southfield City, Michigan	0.2271237501%
MI237	Southfield Township, Michigan	0.0000642545%
MI238	Southgate City, Michigan	0.0512897499%
MI239	Spring Lake Township, Michigan	0.0060017466%
MI240	Springfield Charter Township, Michigan	0.0025808909%
MI241	St Clair County, Michigan	2.2355263751%
MI242	St Joseph County, Michigan	0.2462634133%
MI243	St. Clair Shores City, Michigan	0.1962330188%
MI244	Sterling Heights City, Michigan	1.0160154348%
MI245	Sturgis City, Michigan	0.0345993898%
MI246	Summit Township, Jackson County, Michigan	0.0084993840%
MI247	Superior Charter Township, Michigan	0.0069991428%
MI248	Taylor City, Michigan	0.2173451175%
MI249	Texas Charter Township, Michigan	0.0030056684%
MI250	Thomas Township, Michigan	0.0073384407%
MI251	Traverse City, Michigan	0.0694748526%
MI252	Trenton City, Michigan	0.0278175688%
MI253	Troy City, Michigan	0.1362571155%
MI254	Tuscola County, Michigan	0.4964108264%
MI255	Tyrone Township, Livingston County, Michigan	0.0055627194%
MI256	Union Charter Township, Michigan	0.0000295731%
MI257	Van Buren Charter Township, Michigan	0.0769291242%
MI258	Van Buren County, Michigan	0.4404295489%
MI259	Vienna Charter Township, Genesee County, Michigan	0.0049907472%
MI260	Walker City, Michigan	0.0333201255%
MI261	Warren City, Michigan	1.2684334598%
MI262	Washington Township, Macomb County, Michigan	0.0466960473%
MI263	Washtenaw County, Michigan	2.6615283392%
MI264	Waterford Charter Township, Michigan	0.1262119884%
MI265	Wayne City, Michigan	0.0938477408%
MI266	Wayne County, Michigan	11.4087490300%
MI267	West Bloomfield Charter Township, Michigan	0.1514104788%
MI268	Westland City, Michigan	0.3653115305%
MI269	Wexford County, Michigan	0.3345380363%
MI270	White Lake Charter Township, Michigan	0.0337978902%
MI271	Wixom City, Michigan	0.0213271541%

State ID	Qualifying Subdivision	Consolidated State Allocation
MI272	Woodhaven City, Michigan	0.0330180645%
MI273	Wyandotte City, Michigan	0.0563902282%
MI274	Wyoming City, Michigan	0.1474722212%
MI275	Ypsilanti Charter Township, Michigan	0.0334144094%
MI276	Ypsilanti City, Michigan	0.0518771364%
MI277	Zeeland Charter Township, Michigan	0.0035509487%

State ID	Qualifying Subdivision	Consolidated State Allocation
MN1	Aitkin County, Minnesota	0.5760578506%
MN4	Andover City, Minnesota	0.1364919451%
MN6	Anoka County, Minnesota	5.0386504681%
MN7	Apple Valley City, Minnesota	0.2990817345%
MN10	Becker County, Minnesota	0.6619330684%
MN11	Beltrami County, Minnesota	0.7640787093%
MN13	Benton County, Minnesota	0.6440948102%
MN15	Big Stone County, Minnesota	0.1194868775%
MN16	Blaine City, Minnesota	0.4249516913%
MN17	Bloomington City, Minnesota	0.4900195550%
MN18	Blue Earth County, Minnesota	0.6635420705%
MN20	Brooklyn Center City, Minnesota	0.1413853902%
MN21	Brooklyn Park City, Minnesota	0.2804136235%
MN22	Brown County, Minnesota	0.3325325416%
MN24	Burnsville City, Minnesota	0.5135361297%
MN25	Carlton County, Minnesota	0.9839591749%
MN26	Carver County, Minnesota	1.1452829660%
MN27	Cass County, Minnesota	0.8895681513%
MN31	Chippewa County, Minnesota	0.2092611794%
MN32	Chisago County, Minnesota	0.9950193750%
MN33	Clay County, Minnesota	0.9428475282%
MN34	Clearwater County, Minnesota	0.1858592043%
MN37	Cook County, Minnesota	0.1074594960%
MN38	Coon Rapids City, Minnesota	0.5772642445%
MN39	Cottage Grove City, Minnesota	0.2810994719%
MN40	Cottonwood County, Minnesota	0.1739065270%
MN41	Crow Wing County, Minnesota	1.1394859175%
MN43	Dakota County, Minnesota	4.4207140603%
MN44	Dodge County, Minnesota	0.2213963258%
MN45	Douglas County, Minnesota	0.6021779472%
MN46	Duluth City, Minnesota	1.1502115380%
MN47	Eagan City, Minnesota	0.3657951576%
MN49	Eden Prairie City, Minnesota	0.2552171573%
MN50	Edina City, Minnesota	0.1973054822%
MN54	Faribault County, Minnesota	0.2169409335%
MN57	Fillmore County, Minnesota	0.2329591105%
MN59	Freeborn County, Minnesota	0.3507169824%
MN62	Goodhue County, Minnesota	0.5616542387%
MN64	Grant County, Minnesota	0.0764556498%
MN67	Hennepin County, Minnesota	19.0624622262%
MN70	Houston County, Minnesota	0.3099019273%
MN71	Hubbard County, Minnesota	0.4582368775%
MN74	Inver Grove Heights City, Minnesota	0.2193400520%
MN75	Isanti County, Minnesota	0.7712992708%
MN76	Itasca County, Minnesota	1.1406408131%
MN77	Jackson County, Minnesota	0.1408950444%
MN78	Kanabec County, Minnesota	0.3078966750%
MN79	Kandiyohi County, Minnesota	0.1581167542%

State ID	Qualifying Subdivision	Consolidated State Allocation
MN80	Kittson County, Minnesota	0.0812834506%
MN81	Koochiching County, Minnesota	0.2612581866%
MN82	Lac Qui Parle County, Minnesota	0.0985665133%
MN83	Lake County, Minnesota	0.1827750321%
MN84	Lake of the Woods County, Minnesota	0.1123105028%
MN85	Lakeville City, Minnesota	0.2822249627%
MN86	Le Sueur County, Minnesota	0.3225703347%
MN87	Lincoln County, Minnesota	0.1091919984%
MN90	Lyon County, Minnesota	0.2935118186%
MN91	Mahnomen County, Minnesota	0.1416417688%
MN92	Mankato City, Minnesota	0.3698584321%
MN93	Maple Grove City, Minnesota	0.1814019047%
MN94	Maplewood City, Minnesota	0.1875101678%
MN96	Marshall County, Minnesota	0.1296352091%
MN97	Martin County, Minnesota	0.2543064014%
MN98	McLeod County, Minnesota	0.1247104518%
MN99	Meeker County, Minnesota	0.3744031515%
MN101	Mille Lacs County, Minnesota	0.9301506696%
MN102	Minneapolis City, Minnesota	4.8777618689%
MN103	Minnnetonka City, Minnesota	0.1967231071%
MN105	Moorhead City, Minnesota	0.4337377038%
MN106	Morrison County, Minnesota	0.7178981419%
MN108	Mower County, Minnesota	0.5801769149%
MN109	Murray County, Minnesota	0.1348775389%
MN113	Nicollet County, Minnesota	0.1572381053%
MN114	Nobles County, Minnesota	0.1562005112%
MN115	Norman County, Minnesota	0.1087596675%
MN118	North St. Paul City, Minnesota	0.0575844069%
MN121	Olmsted County, Minnesota	1.9236715095%
MN123	Otter Tail County, Minnesota	0.8336175419%
MN125	Pennington County, Minnesota	0.3082576395%
MN126	Pine County, Minnesota	0.5671222707%
MN127	Pipestone County, Minnesota	0.1535154503%
MN128	Plymouth City, Minnesota	0.1762541473%
MN129	Polk County, Minnesota	0.8654291474%
MN130	Pope County, Minnesota	0.1870129873%
MN132	Proctor City, Minnesota	0.0214374128%
MN134	Ramsey County, Minnesota	7.1081424150%
MN135	Red Lake County, Minnesota	0.0532649128%
MN137	Redwood County, Minnesota	0.2809842367%
MN138	Renville County, Minnesota	0.2706888807%
MN139	Rice County, Minnesota	0.2674764398%
MN140	Richfield City, Minnesota	0.2534018444%
MN142	Rochester City, Minnesota	0.7363082849%
MN143	Rock County, Minnesota	0.2043437336%
MN145	Roseau County, Minnesota	0.2517872793%
MN147	Roseville City, Minnesota	0.1721905549%
MN150	Savage City, Minnesota	0.1883576635%

State ID	Qualifying Subdivision	Consolidated State Allocation
MN151	Scott County, Minnesota	1.3274301646%
MN152	Shakopee City, Minnesota	0.2879873611%
MN153	Sherburne County, Minnesota	1.2543449472%
MN155	Sibley County, Minnesota	0.2393480708%
MN157	St Louis County, Minnesota	4.7407767170%
MN158	St. Cloud City, Minnesota	0.7330089009%
MN159	St. Louis Park City, Minnesota	0.1476314588%
MN161	St. Paul City, Minnesota	3.7475206798%
MN163	Stearns County, Minnesota	2.4158085321%
MN164	Steele County, Minnesota	0.3969975263%
MN165	Stevens County, Minnesota	0.1439474275%
MN167	Swift County, Minnesota	0.1344167568%
MN168	Todd County, Minnesota	0.4180909817%
MN169	Traverse County, Minnesota	0.0903964134%
MN172	Wabasha County, Minnesota	0.3103038997%
MN174	Wadena County, Minnesota	0.2644094337%
MN175	Waseca County, Minnesota	0.2857912156%
MN176	Washington County, Minnesota	3.0852862513%
MN177	Watonwan County, Minnesota	0.1475626356%
MN181	Wilkin County, Minnesota	0.0937962507%
MN184	Winona County, Minnesota	0.7755267356%
MN185	Woodbury City, Minnesota	0.4677270172%
MN187	Wright County, Minnesota	1.6985269385%
MN188	Yellow Medicine County, Minnesota	0.1742264836%

State ID	Qualifying Subdivision	Consolidated State Allocation
MS1	Adams County, Mississippi	0.8956021658%
MS2	Alcorn County, Mississippi	0.0576303986%
MS3	Amite County, Mississippi	0.2745886356%
MS4	Amory City, Mississippi	0.2116578721%
MS5	Arcola Town, Mississippi	0.0010555296%
MS6	Attala County, Mississippi	0.4297320534%
MS7	Bay St. Louis City, Mississippi	0.0311256106%
MS8	Benton County, Mississippi	0.1960786050%
MS9	Biloxi City, Mississippi	0.6644756012%
MS10	Bolivar County, Mississippi	0.5038105720%
MS11	Brandon City, Mississippi	0.5570155492%
MS12	Brookhaven City, Mississippi	0.4683109010%
MS13	Byram City, Mississippi	0.0545969857%
MS14	Caledonia Town, Mississippi	0.0029947276%
MS15	Calhoun County, Mississippi	0.4153220669%
MS16	Canton City, Mississippi	0.3608017931%
MS17	Carroll County, Mississippi	0.2031667197%
MS18	Charleston City, Mississippi	0.0470291747%
MS19	Chickasaw County, Mississippi	0.5108771217%
MS21	Claiborne County, Mississippi	0.1646672179%
MS22	Clarke County, Mississippi	0.5113660366%
MS23	Clarksdale City, Mississippi	0.2773552028%
MS24	Clay County, Mississippi	0.1859817703%
MS25	Cleveland City, Mississippi	0.1374553964%
MS26	Clinton City, Mississippi	0.3236049121%
MS27	Coahoma County, Mississippi	0.4236109040%
MS28	Columbia City, Mississippi	0.1694898620%
MS29	Columbus City, Mississippi	0.7039619868%
MS30	Copiah County, Mississippi	0.7217351157%
MS31	Corinth City, Mississippi	1.5764666245%
MS32	Covington County, Mississippi	0.6154346319%
MS33	Desoto County, Mississippi	2.2448793903%
MS34	Diamondhead City, Mississippi	0.0001700502%
MS35	D'Iberville City, Mississippi	0.0448007432%
MS36	Forrest County, Mississippi	3.0515951697%
MS37	Franklin County, Mississippi	0.2573154510%
MS38	Gautier City, Mississippi	0.1317584671%
MS39	George County, Mississippi	1.0369751373%
MS40	Greene County, Mississippi	0.2945187519%
MS41	Greenville City, Mississippi	0.0840497499%
MS42	Greenwood City, Mississippi	0.5923599857%
MS43	Grenada City, Mississippi	0.0559274271%
MS44	Grenada County, Mississippi	0.5256607907%
MS45	Gulfport City, Mississippi	8.3388565634%
MS46	Hancock County, Mississippi	2.4051379780%
MS47	Harrison County, Mississippi	1.2832402872%
MS48	Hattiesburg City, Mississippi	0.3234276187%
MS49	Hernando City, Mississippi	0.4421794662%
MS50	Hinds County, Mississippi	2.0884106343%

State ID	Qualifying Subdivision	Consolidated State Allocation
MS51	Holly Springs City, Mississippi	0.1628192181%
MS52	Holmes County, Mississippi	0.3324136124%
MS53	Horn Lake City, Mississippi	0.6519689260%
MS54	Humphreys County, Mississippi	0.1373681489%
MS55	Indianola City, Mississippi	0.0232023896%
MS56	Issaquena County, Mississippi	0.0175685090%
MS57	Itawamba County, Mississippi	1.0516508171%
MS58	Iuka City, Mississippi	0.2854290491%
MS59	Jackson City, Mississippi	2.6935044677%
MS60	Jackson County, Mississippi	7.6551484963%
MS61	Jasper County, Mississippi	0.3922097231%
MS62	Jefferson County, Mississippi	0.0985148834%
MS63	Jefferson Davis County, Mississippi	0.3514052425%
MS64	Jones County, Mississippi	2.2232472901%
MS65	Jonestown, Mississippi	0.0093331726%
MS66	Kemper County, Mississippi	0.2223267538%
MS67	Kosciusko City, Mississippi	0.0408553475%
MS68	Lafayette County, Mississippi	0.7048655741%
MS69	Lamar County, Mississippi	1.3104023941%
MS70	Lauderdale County, Mississippi	1.4705760391%
MS71	Laurel City, Mississippi	0.1485572230%
MS72	Lawrence County, Mississippi	0.3428210810%
MS73	Leake County, Mississippi	0.5797418641%
MS74	Leakesville Town, Mississippi	0.0098347632%
MS75	Lee County, Mississippi	1.4757534345%
MS76	Leflore County, Mississippi	0.1018212326%
MS77	Lincoln County, Mississippi	0.5740134928%
MS78	Long Beach City, Mississippi	0.1390459339%
MS79	Lowndes County, Mississippi	0.9389249700%
MS80	Lumberton City, Mississippi	0.0397795700%
MS81	Madison City, Mississippi	0.5725467480%
MS82	Madison County, Mississippi	1.0787464185%
MS83	Marion County, Mississippi	1.6272546828%
MS84	Marshall County, Mississippi	0.6280361270%
MS85	McComb City, Mississippi	1.1130669319%
MS86	McLain Town, Mississippi	0.0044580156%
MS87	Meridian City, Mississippi	1.1163039769%
MS88	Monroe County, Mississippi	0.8129934804%
MS90	Morton City, Mississippi	0.0606710545%
MS91	Moss Point City, Mississippi	0.0032837966%
MS92	Mound Bayou City, Mississippi	0.0140942496%
MS93	Natchez City, Mississippi	0.1092408876%
MS94	Neshoba County, Mississippi	1.0185173628%
MS95	Nettleton City, Mississippi	0.0307813947%
MS96	New Albany City, Mississippi	0.2729042659%
MS97	Newton County, Mississippi	0.5457293507%
MS98	Noxubee County, Mississippi	0.1848128191%
MS99	Ocean Springs City, Mississippi	0.1196569163%

State ID	Qualifying Subdivision	Consolidated State Allocation
MS100	Oktibbeha County, Mississippi	0.7875343449%
MS101	Olive Branch City, Mississippi	1.0909549707%
MS102	Oxford City, Mississippi	0.6004111146%
MS103	Panola County, Mississippi	1.1255480914%
MS104	Pascagoula City, Mississippi	0.2495505924%
MS105	Pearl City, Mississippi	1.1955733896%
MS106	Pearl River County, Mississippi	3.0538998193%
MS107	Perry County, Mississippi	0.3690679129%
MS108	Petal City, Mississippi	0.0271853181%
MS109	Philadelphia City, Mississippi	0.1153977591%
MS110	Picayune City, Mississippi	0.5890519903%
MS111	Pike County, Mississippi	0.1094726695%
MS112	Pontotoc County, Mississippi	1.1484080759%
MS113	Prentiss County, Mississippi	0.7976901129%
MS114	Quitman City, Mississippi	0.0879446078%
MS115	Quitman County, Mississippi	0.2137490124%
MS116	Rankin County, Mississippi	3.4667662820%
MS117	Ridgeland City, Mississippi	0.7136640679%
MS118	Scott County, Mississippi	0.6318066984%
MS119	Shannon Town, Mississippi	0.0293651874%
MS121	Shubuta Town, Mississippi	0.0061489699%
MS122	Simpson County, Mississippi	0.9196253399%
MS123	Smith County, Mississippi	0.3871515110%
MS124	Southaven City, Mississippi	1.5562258742%
MS125	Starkville City, Mississippi	0.1006588660%
MS126	Stone County, Mississippi	0.5647051775%
MS127	Summit Town, Mississippi	0.0051133591%
MS128	Sunflower County, Mississippi	0.4655324812%
MS129	Tallahatchie County, Mississippi	0.2607829611%
MS130	Tate County, Mississippi	1.1558030382%
MS131	Tippah County, Mississippi	0.6672446377%
MS132	Tishomingo County, Mississippi	1.3184671864%
MS133	Tunica County, Mississippi	0.1788702799%
MS134	Tupelo City, Mississippi	1.4774876833%
MS135	Union County, Mississippi	0.4956048669%
MS136	Verona City, Mississippi	0.0613919160%
MS137	Vicksburg City, Mississippi	0.7337408588%
MS138	Walthall County, Mississippi	0.4949152827%
MS139	Warren County, Mississippi	0.5604664329%
MS140	Washington County, Mississippi	0.9201293998%
MS141	Wayne County, Mississippi	0.9415916143%
MS142	Waynesboro City, Mississippi	0.0134621171%
MS143	Webb Town, Mississippi	0.0120388314%
MS145	West Point City, Mississippi	0.2116244547%
MS146	Wiggins City, Mississippi	0.1726424580%
MS148	Winston County, Mississippi	0.5339311906%
MS149	Yalobusha County, Mississippi	0.2986267900%
MS150	Yazoo City, Mississippi	0.2539988955%
MS151	Yazoo County, Mississippi	0.4223639239%
MS152	Centreville Town, Mississippi	0.0101440801%

State ID	Qualifying Subdivision	Consolidated State Allocation
MO1	Adair County, Missouri	
MO2	Andrew County, Missouri	
MO3	Arnold City, Missouri	
MO4	Atchison County, Missouri	
MO5	Audrain County, Missouri	
MO6	Ballwin City, Missouri	
MO7	Barry County, Missouri	
MO8	Barton County, Missouri	
MO9	Bates County, Missouri	
MO10	Bellefontaine Neighbors City, Missouri	
MO11	Belton City, Missouri	
MO12	Benton County, Missouri	
MO13	Blue Springs City, Missouri	
MO14	Bolivar City, Missouri	
MO15	Bollinger County, Missouri	
MO16	Boone County, Missouri	
MO17	Branson City, Missouri	
MO18	Bridgeton City, Missouri	
MO19	Buchanan County, Missouri	
MO20	Butler County, Missouri	
MO21	Caldwell County, Missouri	
MO22	Callaway County, Missouri	
MO23	Camden County, Missouri	
MO24	Cape Girardeau City, Missouri	
MO25	Cape Girardeau County, Missouri	
MO26	Carroll County, Missouri	
MO27	Carter County, Missouri	
MO28	Carthage City, Missouri	
MO29	Cass County, Missouri	
MO30	Cedar County, Missouri	
MO31	Chariton County, Missouri	
MO32	Chesterfield City, Missouri	
MO33	Christian County, Missouri	
MO34	Clark County, Missouri	
MO35	Clay County, Missouri	
MO36	Clayton City, Missouri	
MO37	Clinton County, Missouri	
MO38	Cole County, Missouri	
MO39	Columbia City, Missouri	
MO40	Cooper County, Missouri	
MO41	Crawford County, Missouri	
MO42	Crestwood City, Missouri	
MO43	Creve Coeur City, Missouri	
MO44	Dade County, Missouri	
MO45	Dallas County, Missouri	
MO46	Dardenne Prairie City, Missouri	
MO47	Daviess County, Missouri	
MO48	De Kalb County, Missouri	

Allocations in Missouri will be made in accordance with the Memorandum of Understanding Between the State of Missouri and its Political Subdivisions on Proceeds Relating to the Settlement of Opioid Litigation and with the ancillary Memorandum of Understanding Between the Litigating Subdivisions of the State of Missouri.

State ID	Qualifying Subdivision	Consolidated State Allocation
MO49	Dent County, Missouri	
MO50	Douglas County, Missouri	
MO51	Dunklin County, Missouri	
MO52	Eureka City, Missouri	
MO53	Excelsior Springs City, Missouri	
MO54	Farmington City, Missouri	
MO55	Ferguson City, Missouri	
MO56	Festus City, Missouri	
MO57	Florissant City, Missouri	
MO58	Franklin County, Missouri	
MO59	Fulton City, Missouri	
MO60	Gasconade County, Missouri	
MO61	Gentry County, Missouri	
MO62	Gladstone City, Missouri	
MO63	Grain Valley City, Missouri	
MO64	Grandview City, Missouri	
MO65	Greene County, Missouri	
MO66	Grundy County, Missouri	
MO67	Hannibal City, Missouri	
MO68	Harrison County, Missouri	
MO69	Harrisonville City, Missouri	
MO70	Hazelwood City, Missouri	
MO71	Henry County, Missouri	
MO72	Hickory County, Missouri	
MO73	Holt County, Missouri	
MO74	Howard County, Missouri	
MO75	Howell County, Missouri	
MO76	Independence City, Missouri	
MO77	Iron County, Missouri	
MO78	Jackson City, Missouri	
MO79	Jackson County, Missouri	
MO80	Jasper County, Missouri	
MO81	Jefferson City, Missouri	
MO82	Jefferson County, Missouri	
MO83	Jennings City, Missouri	
MO84	Johnson County, Missouri	
MO85	Joplin City, Missouri	
MO86	Kansas City, Missouri	
MO87	Kearney City, Missouri	
MO88	Kennett City, Missouri	
MO89	Kirksville City, Missouri	
MO90	Kirkwood City, Missouri	
MO91	Knox County, Missouri	
MO92	Laclede County, Missouri	
MO93	Lafayette County, Missouri	
MO94	Lake St. Louis City, Missouri	
MO95	Lawrence County, Missouri	
MO96	Lebanon City, Missouri	
MO97	Lee's Summit City, Missouri	

Allocations in Missouri will be made in accordance with the Memorandum of Understanding Between the State of Missouri and its Political Subdivisions on Proceeds Relating to the Settlement of Opioid Litigation and with the ancillary Memorandum of Understanding Between the Litigating Subdivisions of the State of Missouri.

State ID	Qualifying Subdivision	Consolidated State Allocation
MO98	Lewis County, Missouri	
MO99	Liberty City, Missouri	
MO100	Lincoln County, Missouri	
MO101	Linn County, Missouri	
MO102	Livingston County, Missouri	
MO103	Macon County, Missouri	
MO104	Madison County, Missouri	
MO105	Manchester City, Missouri	
MO106	Maries County, Missouri	
MO107	Marion County, Missouri	
MO108	Marshall City, Missouri	
MO109	Maryland Heights City, Missouri	
MO110	Maryville City, Missouri	
MO111	McDonald County, Missouri	
MO112	Mercer County, Missouri	
MO113	Mexico City, Missouri	
MO114	Miller County, Missouri	
MO115	Mississippi County, Missouri	Allocations in Missouri will be made in accordance with the Memorandum of Understanding Between the State of Missouri and its Political Subdivisions on Proceeds Relating to the Settlement of Opioid Litigation and with the ancillary Memorandum of Understanding Between the Litigating Subdivisions of the State of Missouri.
MO116	Moberly City, Missouri	
MO117	Moniteau County, Missouri	
MO118	Monroe County, Missouri	
MO119	Montgomery County, Missouri	
MO120	Morgan County, Missouri	
MO121	Neosho City, Missouri	
MO122	New Madrid County, Missouri	
MO123	Newton County, Missouri	
MO124	Nixa City, Missouri	
MO125	Nodaway County, Missouri	
MO126	O'Fallon City, Missouri	
MO127	Oregon County, Missouri	
MO128	Osage County, Missouri	
MO129	Overland City, Missouri	
MO130	Ozark City, Missouri	
MO131	Ozark County, Missouri	
MO132	Pemiscot County, Missouri	
MO133	Perry County, Missouri	
MO134	Pettis County, Missouri	
MO135	Phelps County, Missouri	
MO136	Pike County, Missouri	
MO137	Platte County, Missouri	
MO138	Polk County, Missouri	
MO139	Poplar Bluff City, Missouri	
MO140	Pulaski County, Missouri	
MO141	Putnam County, Missouri	
MO142	Ralls County, Missouri	
MO143	Randolph County, Missouri	
MO144	Ray County, Missouri	
MO145	Raymore City, Missouri	
MO146	Raytown City, Missouri	

State ID	Qualifying Subdivision	Consolidated State Allocation
MO147	Republic City, Missouri	Allocations in Missouri will be made in accordance with the Memorandum of Understanding Between the State of Missouri and its Political Subdivisions on Proceeds Relating to the Settlement of Opioid Litigation and with the ancillary Memorandum of Understanding Between the Litigating Subdivisions of the State of Missouri.
MO148	Reynolds County, Missouri	
MO149	Ripley County, Missouri	
MO150	Rolla City, Missouri	
MO151	Saline County, Missouri	
MO152	Schuyler County, Missouri	
MO153	Scotland County, Missouri	
MO154	Scott County, Missouri	
MO155	Sedalia City, Missouri	
MO156	Shannon County, Missouri	
MO157	Shelby County, Missouri	
MO158	Sikeston City, Missouri	
MO159	Smithville City, Missouri	
MO160	Springfield City, Missouri	
MO161	St Charles County, Missouri	
MO162	St Clair County, Missouri	
MO163	St Francois County, Missouri	
MO164	St Louis County, Missouri	
MO165	St. Ann City, Missouri	
MO166	St. Charles City, Missouri	
MO167	St. Joseph City, Missouri	
MO168	St. Louis City, Missouri	
MO169	St. Peters City, Missouri	
MO170	Ste Genevieve County, Missouri	
MO171	Stoddard County, Missouri	
MO172	Stone County, Missouri	
MO173	Sullivan County, Missouri	
MO174	Taney County, Missouri	
MO175	Texas County, Missouri	
MO176	Town and Country City, Missouri	
MO177	Troy City, Missouri	
MO178	Union City, Missouri	
MO179	University City, Missouri	
MO180	Vernon County, Missouri	
MO181	Warren County, Missouri	
MO182	Warrensburg City, Missouri	
MO183	Washington City, Missouri	
MO184	Washington County, Missouri	
MO185	Wayne County, Missouri	
MO186	Webb City, Missouri	
MO187	Webster County, Missouri	
MO188	Webster Groves City, Missouri	
MO189	Wentzville City, Missouri	
MO190	West Plains City, Missouri	
MO191	Wildwood City, Missouri	
MO192	Worth County, Missouri	
MO193	Wright County, Missouri	
MO194	Northeast Ambulance and Fire Protection District, Missouri	

State ID	Qualifying Subdivision	Consolidated State Allocation
MO195	Kinloch Fire Protection District, Missouri	Allocations in Missouri will be made in accordance with the Memorandum of Understanding Between the State of Missouri and its Political Subdivisions on Proceeds Relating to the Settlement of Opioid Litigation and with the ancillary Memorandum of Understanding
MO196	Citizens Memorial Hospital District D/B/A Citizens Memorial Hospital, Missouri	Between the Litigating Subdivisions of the State of Missouri.

State ID	Qualifying Subdivision	Consolidated State Allocation
MT1	Anaconda-Deer Lodge County, Montana	1.4480190514%
MT2	Beaverhead County, Montana	0.6841480225%
MT3	Big Horn County, Montana	0.8504903609%
MT4	Billings City, Montana	9.1331142413%
MT5	Blaine County, Montana	0.3691094337%
MT6	Bozeman City, Montana	2.0161886507%
MT7	Broadwater County, Montana	0.4143251264%
MT8	Butte-Silver Bow, Montana	5.6101260434%
MT9	Carbon County, Montana	0.7105360522%
MT10	Carter County, Montana	0.0374679104%
MT11	Cascade County, Montana	3.8993050480%
MT12	Chouteau County, Montana	0.4053063424%
MT13	Custer County, Montana	1.5139056450%
MT14	Daniels County, Montana	0.1787602908%
MT15	Dawson County, Montana	0.7800682133%
MT16	Fallon County, Montana	0.1543582011%
MT17	Fergus County, Montana	0.8667027669%
MT18	Flathead County, Montana	8.0141785369%
MT19	Gallatin County, Montana	4.0205572717%
MT20	Garfield County, Montana	0.0398838599%
MT21	Glacier County, Montana	1.5230709367%
MT22	Golden Valley County, Montana	0.0264303648%
MT23	Granite County, Montana	0.1831398237%
MT24	Great Falls City, Montana	4.3577779784%
MT25	Helena City, Montana	1.7360655042%
MT26	Hill County, Montana	1.8438532922%
MT27	Jefferson County, Montana	0.7770843087%
MT28	Judith Basin County, Montana	0.0614804228%
MT29	Kalispell City, Montana	2.4735432710%
MT30	Lake County, Montana	3.6175099064%
MT31	Lewis and Clark County, Montana	4.9326712334%
MT32	Liberty County, Montana	0.1210395973%
MT33	Lincoln County, Montana	2.1915597624%
MT34	Madison County, Montana	0.5498047673%
MT35	McCone County, Montana	0.0823035394%
MT36	Meagher County, Montana	0.0912086373%
MT37	Mineral County, Montana	0.7546909914%
MT38	Missoula City, Montana	4.4312558575%
MT39	Missoula County, Montana	8.0272833629%
MT40	Musselshell County, Montana	0.3895510594%
MT41	Park County, Montana	2.0831835653%
MT42	Petroleum County, Montana	0.0144742922%
MT43	Phillips County, Montana	0.2085622347%
MT44	Pondera County, Montana	0.4003873948%
MT45	Powder River County, Montana	0.1504386452%
MT46	Powell County, Montana	0.8872723490%
MT47	Prairie County, Montana	0.0572069653%
MT48	Ravalli County, Montana	3.6906819270%

State ID	Qualifying Subdivision	Consolidated State Allocation
MT49	Richland County, Montana	0.7541525281%
MT50	Roosevelt County, Montana	0.8182976782%
MT51	Rosebud County, Montana	0.5641981949%
MT52	Sanders County, Montana	1.0679134558%
MT53	Sheridan County, Montana	0.2700355225%
MT54	Stillwater County, Montana	0.5055604014%
MT55	Sweet Grass County, Montana	0.2836540766%
MT56	Teton County, Montana	0.5735903832%
MT57	Toole County, Montana	0.3258040487%
MT58	Treasure County, Montana	0.0226554138%
MT59	Valley County, Montana	0.5598291268%
MT60	Wheatland County, Montana	0.0720998508%
MT61	Wibaux County, Montana	0.0630373047%
MT62	Yellowstone County, Montana	7.3090889550%

State ID	Qualifying Subdivision	Consolidated State Allocation
NE1	Adams County, Nebraska	0.7130410264%
NE2	Antelope County, Nebraska	0.2406339800%
NE3	Arthur County, Nebraska	0.0110831278%
NE4	Banner County, Nebraska	0.0183674606%
NE5	Beatrice City, Nebraska	0.9248205382%
NE6	Bellevue City, Nebraska	2.4787880023%
NE7	Blaine County, Nebraska	0.0123640997%
NE8	Boone County, Nebraska	0.2533407507%
NE9	Box Butte County, Nebraska	0.7492533620%
NE10	Boyd County, Nebraska	0.0902847433%
NE11	Brown County, Nebraska	0.1375135354%
NE12	Buffalo County, Nebraska	0.9630320332%
NE13	Burt County, Nebraska	0.3365661770%
NE14	Butler County, Nebraska	0.2899805672%
NE15	Cass County, Nebraska	1.2356339344%
NE16	Cedar County, Nebraska	0.3502588009%
NE17	Chase County, Nebraska	0.1707898814%
NE18	Cherry County, Nebraska	0.3082161558%
NE19	Cheyenne County, Nebraska	0.7408263023%
NE20	Clay County, Nebraska	0.1772971991%
NE21	Colfax County, Nebraska	0.2670475913%
NE22	Columbus City, Nebraska	0.7291294061%
NE23	Cuming County, Nebraska	0.4019883978%
NE24	Custer County, Nebraska	0.4848137961%
NE25	Dakota County, Nebraska	0.3940917673%
NE26	Dawes County, Nebraska	0.6577293164%
NE27	Dawson County, Nebraska	0.7540316373%
NE28	Deuel County, Nebraska	0.1500055852%
NE29	Dixon County, Nebraska	0.2144571499%
NE30	Dodge County, Nebraska	1.8317996330%
NE31	Douglas County, Nebraska	14.9119111455%
NE32	Dundy County, Nebraska	0.1513630330%
NE33	Fillmore County, Nebraska	0.3541443667%
NE34	Franklin County, Nebraska	0.1630162987%
NE35	Fremont City, Nebraska	0.1476946393%
NE36	Frontier County, Nebraska	0.0732649260%
NE37	Furnas County, Nebraska	0.2315426581%
NE38	Gage County, Nebraska	0.5390651380%
NE39	Garden County, Nebraska	0.1132118364%
NE40	Garfield County, Nebraska	0.1104479177%
NE41	Gosper County, Nebraska	0.0528581072%
NE42	Grand Island City, Nebraska	1.5052861196%
NE43	Grant County, Nebraska	0.0167075406%
NE44	Greeley County, Nebraska	0.1006996872%
NE45	Hall County, Nebraska	1.3023214397%
NE46	Hamilton County, Nebraska	0.3285553228%
NE47	Harlan County, Nebraska	0.1831157431%
NE48	Hastings City, Nebraska	0.7738158635%
NE49	Hayes County, Nebraska	0.0464208924%

State ID	Qualifying Subdivision	Consolidated State Allocation
NE50	Hitchcock County, Nebraska	0.1428727336%
NE51	Holt County, Nebraska	0.4319086269%
NE52	Hooker County, Nebraska	0.0195391111%
NE53	Howard County, Nebraska	0.3117590505%
NE54	Jefferson County, Nebraska	0.4621587809%
NE55	Johnson County, Nebraska	0.3674281385%
NE56	Kearney City, Nebraska	1.3128662946%
NE57	Kearney County, Nebraska	0.3284087439%
NE58	Keith County, Nebraska	0.5586120928%
NE59	Keya Paha County, Nebraska	0.0207700795%
NE60	Kimball County, Nebraska	0.2074517582%
NE61	Knox County, Nebraska	0.4262180329%
NE62	La Vista City, Nebraska	0.6948539706%
NE63	Lancaster County, Nebraska	7.9530599340%
NE64	Lexington City, Nebraska	0.2672235840%
NE65	Lincoln City, Nebraska	8.9584993437%
NE66	Lincoln County, Nebraska	0.7588461895%
NE67	Logan County, Nebraska	0.0192253637%
NE68	Loup County, Nebraska	0.0163070224%
NE69	Madison County, Nebraska	1.0198085515%
NE70	McPherson County, Nebraska	0.0133651501%
NE71	Merrick County, Nebraska	0.5571149293%
NE72	Morrill County, Nebraska	0.2640807173%
NE73	Nance County, Nebraska	0.1820220392%
NE74	Nemaha County, Nebraska	0.5862140225%
NE75	Norfolk City, Nebraska	0.6855964607%
NE76	North Platte City, Nebraska	1.2668714124%
NE77	Nuckolls County, Nebraska	0.2606241030%
NE78	Omaha City, Nebraska	16.7836032733%
NE79	Otoe County, Nebraska	0.8114537890%
NE80	Papillion City, Nebraska	1.1943452635%
NE81	Pawnee County, Nebraska	0.2449303588%
NE82	Perkins County, Nebraska	0.0938742100%
NE83	Phelps County, Nebraska	0.4453164270%
NE84	Pierce County, Nebraska	0.2791606931%
NE85	Platte County, Nebraska	0.5054632790%
NE86	Polk County, Nebraska	0.2126035890%
NE87	Red Willow County, Nebraska	0.6782282985%
NE88	Richardson County, Nebraska	0.6780640713%
NE89	Rock County, Nebraska	0.0420632348%
NE90	Saline County, Nebraska	0.6431415318%
NE91	Sarpy County, Nebraska	4.1205096407%
NE92	Saunders County, Nebraska	0.9147340487%
NE93	Scotts Bluff County, Nebraska	1.8428925654%
NE94	Scottsbluff City, Nebraska	0.5159537183%
NE95	Seward County, Nebraska	0.7637450614%
NE96	Sheridan County, Nebraska	0.1814092513%
NE97	Sherman County, Nebraska	0.1198260243%
NE98	Sioux County, Nebraska	0.0355730752%

State ID	Qualifying Subdivision	Consolidated State Allocation
NE99	South Sioux City, Nebraska	0.4431368628%
NE100	Stanton County, Nebraska	0.2162062918%
NE101	Thayer County, Nebraska	0.2059575361%
NE102	Thomas County, Nebraska	0.0173570958%
NE103	Thurston County, Nebraska	0.2564159657%
NE104	Valley County, Nebraska	0.3103957199%
NE105	Washington County, Nebraska	0.7878555706%
NE106	Wayne County, Nebraska	0.3510034608%
NE107	Webster County, Nebraska	0.1652355715%
NE108	Wheeler County, Nebraska	0.0210156849%
NE109	York County, Nebraska	0.8321939645%
NE110	Region 1 Behavioral Health Authority, Nebraska	0.0000000000%
NE111	Region II Human Services, Nebraska	0.0000000000%
NE112	Region 3 Behavioral Health Services, Nebraska	0.0000000000%
NE113	Region 4 Behavioral Health System, Nebraska	0.0000000000%
NE114	Region V Systems, Nebraska	0.0000000000%
NE115	Region 6 Behavioral Healthcare, Nebraska	0.0000000000%

State ID	Qualifying Subdivision	Consolidated State Allocation
NV1	Boulder City, Nevada	0.1478660452%
NV2	Carson City, Nevada	1.8146007537%
NV3	Churchill County, Nevada	0.7013051988%
NV4	Clark County, Nevada	66.9248026834%
NV5	Douglas County, Nevada	1.6601462472%
NV7	Elko County, Nevada	1.0825745225%
NV8	Ely City, Nevada	0.0066172807%
NV9	Esmeralda County, Nevada	0.0497291448%
NV10	Eureka County, Nevada	0.1033573623%
NV11	Fernley City, Nevada	0.0144506991%
NV12	Henderson City, Nevada	2.3020643974%
NV13	Humboldt County, Nevada	1.0192724731%
NV14	Lander County, Nevada	0.3627438791%
NV15	Las Vegas City, Nevada	4.7206970773%
NV16	Lincoln County, Nevada	0.2373284219%
NV17	Lyon County, Nevada	1.5721396872%
NV18	Mesquite City, Nevada	0.1465069544%
NV19	Mineral County, Nevada	0.5992930253%
NV20	North Las Vegas City, Nevada	2.4258866892%
NV21	Nye County, Nevada	1.6016841576%
NV22	Pershing County, Nevada	0.3624498791%
NV23	Reno City, Nevada	1.3562863383%
NV24	Sparks City, Nevada	0.4253229218%
NV25	Storey County, Nevada	0.1263908620%
NV26	Washoe County, Nevada	9.1139488828%
NV27	West Wendover City, Nevada	0.0564015794%
NV28	White Pine County, Nevada	1.0458576594%
NV29	Central Lyon Fire Protection District, Nevada	0.0150922618%
NV30	North Lyon Fire Protection District, Nevada	0.0051829150%

State ID	Qualifying Subdivision	Consolidated State Allocation
NH3	Belknap County, New Hampshire	2.868905%
NH4	Belmont Town, New Hampshire	0.530951%
NH5	Berlin City, New Hampshire	0.684196%
NH6	Carroll County, New Hampshire	3.637455%
NH7	Cheshire County, New Hampshire	3.877305%
NH8	Claremont City, New Hampshire	0.940017%
NH9	Concord City, New Hampshire	3.191730%
NH11	Coos County, New Hampshire	1.585665%
NH12	Derry Town, New Hampshire	2.491200%
NH13	Dover City, New Hampshire	2.376792%
NH16	Franklin City, New Hampshire	0.634542%
NH18	Grafton County, New Hampshire	6.614598%
NH21	Hillsborough County, New Hampshire	15.676694%
NH24	Keene City, New Hampshire	1.673068%
NH25	Laconia City, New Hampshire	1.224729%
NH27	Londonderry Town, New Hampshire	1.874806%
NH28	Manchester City, New Hampshire	8.396484%
NH29	Merrimack County, New Hampshire	7.339228%
NH32	Nashua City, New Hampshire	6.629407%
NH36	Rochester City, New Hampshire	2.358716%
NH37	Rockingham County, New Hampshire	18.441209%
NH40	Strafford County, New Hampshire	4.766215%
NH41	Sullivan County, New Hampshire	2.186088%

State ID	Qualifying Subdivision	Consolidated State Allocation
NJ1	Aberdeen Township, New Jersey	0.0797396894%
NJ2	Asbury Park City, New Jersey	0.3916349671%
NJ3	Atlantic City, New Jersey	1.2847690915%
NJ4	Atlantic County, New Jersey	2.8915764045%
NJ5	Barneгат Township, New Jersey	0.1626638814%
NJ6	Bayonne City, New Jersey	0.8502340058%
NJ7	Beachwood Borough, New Jersey	0.0492329228%
NJ8	Belleville Township, New Jersey	0.0872090223%
NJ9	Bellmawr Borough, New Jersey	0.0640989992%
NJ10	Bergen County, New Jersey	4.9446361090%
NJ11	Bergenfield Borough, New Jersey	0.0618076073%
NJ12	Berkeley Heights Township, New Jersey	0.0272673062%
NJ13	Berkeley Township, New Jersey	0.2619731788%
NJ14	Bernards Township, New Jersey	0.0910577073%
NJ15	Bloomfield Township, New Jersey	0.1173874959%
NJ16	Bordentown Township, New Jersey	0.0545891482%
NJ17	Bound Brook Borough, New Jersey	0.0527105023%
NJ18	Branchburg Township, New Jersey	0.0561024563%
NJ19	Brick Township, New Jersey	0.5908193174%
NJ20	Bridgeton City, New Jersey	0.2079614154%
NJ21	Bridgewater Township, New Jersey	0.1828057629%
NJ22	Burlington County, New Jersey	4.4940916659%
NJ23	Burlington Township, New Jersey	0.1157900630%
NJ24	Camden City, New Jersey	1.6603828843%
NJ25	Camden County, New Jersey	6.8741218172%
NJ26	Cape May County, New Jersey	1.2842777540%
NJ27	Carteret Borough, New Jersey	0.1794847100%
NJ28	Cedar Grove Township, New Jersey	0.0187911021%
NJ29	Chatham Township, New Jersey	0.0498541051%
NJ30	Cherry Hill Township, New Jersey	0.3440044947%
NJ31	Cinnaminson Township, New Jersey	0.0701648926%
NJ32	Clark Township, New Jersey	0.0429898704%
NJ33	Cliffside Park Borough, New Jersey	0.1142449150%
NJ34	Clifton City, New Jersey	0.3535258812%
NJ35	Clinton Town, New Jersey	0.0294193343%
NJ36	Clinton Township, New Jersey	0.0799778554%
NJ37	Collingswood Borough, New Jersey	0.1128930571%
NJ38	Cranford Township, New Jersey	0.0684441330%
NJ39	Cumberland County, New Jersey	0.9862828059%
NJ40	Delran Township, New Jersey	0.0837486054%

State ID	Qualifying Subdivision	Consolidated State Allocation
NJ41	Denville Township, New Jersey	0.0795654377%
NJ42	Deptford Township, New Jersey	0.2200095463%
NJ43	Dover Town, New Jersey	0.1186530251%
NJ44	Dumont Borough, New Jersey	0.0403826120%
NJ45	East Brunswick Township, New Jersey	0.0972927881%
NJ46	East Greenwich Township, New Jersey	0.0212104162%
NJ47	East Hanover Township, New Jersey	0.0890156417%
NJ48	East Orange City, New Jersey	1.2844844553%
NJ49	East Windsor Township, New Jersey	0.0422463462%
NJ50	Eatontown Borough, New Jersey	0.0974794194%
NJ51	Edgewater Borough, New Jersey	0.0546948904%
NJ52	Edison Township, New Jersey	2.4018132631%
NJ53	Egg Harbor Township, New Jersey	0.1572891336%
NJ54	Elizabeth City, New Jersey	0.7646308101%
NJ55	Elmwood Park Borough, New Jersey	0.0462435391%
NJ56	Englewood City, New Jersey	0.6429812736%
NJ57	Essex County, New Jersey	1.4898498664%
NJ58	Evesham Township, New Jersey	0.1745115947%
NJ59	Ewing Township, New Jersey	0.0839796907%
NJ60	Fair Lawn Borough, New Jersey	0.0699332916%
NJ61	Fairview Borough, New Jersey	0.0347025484%
NJ62	Florence Township, New Jersey	0.0676007282%
NJ63	Florham Park Borough, New Jersey	0.0674975182%
NJ64	Fort Lee Borough, New Jersey	0.1848366682%
NJ65	Franklin Lakes Borough, New Jersey	0.0273076336%
NJ66	Franklin Township, Gloucester County, New Jersey	0.0870963870%
NJ67	Franklin Township, Somerset County, New Jersey	0.3236022203%
NJ68	Freehold Borough, New Jersey	0.0816675723%
NJ69	Freehold Township, New Jersey	0.1512818556%
NJ70	Galloway Township, New Jersey	0.0846515634%
NJ71	Garfield City, New Jersey	0.0989196224%
NJ72	Glassboro Borough, New Jersey	0.1948186777%
NJ73	Glen Rock Borough, New Jersey	0.0253178060%
NJ74	Gloucester City, New Jersey	0.1325275640%
NJ75	Gloucester County, New Jersey	4.7022029491%
NJ76	Gloucester Township, New Jersey	0.3259502581%
NJ77	Guttenberg Town, New Jersey	0.0382186733%
NJ78	Hackensack City, New Jersey	0.2554139785%
NJ79	Haddon Township, New Jersey	0.0831057121%
NJ80	Haddonfield Borough, New Jersey	0.0710479214%

State ID	Qualifying Subdivision	Consolidated State Allocation
NJ81	Hamilton Township, Atlantic County, New Jersey	0.0939608561%
NJ82	Hamilton Township, Mercer County, New Jersey	0.1394262176%
NJ83	Hammonton Town, New Jersey	0.0463451547%
NJ84	Hanover Township, New Jersey	0.0711651990%
NJ85	Harrison Town, New Jersey	0.2059190684%
NJ86	Harrison Township, New Jersey	0.0478487561%
NJ87	Hasbrouck Heights Borough, New Jersey	0.0360845581%
NJ88	Hawthorne Borough, New Jersey	0.0380122534%
NJ89	Hazlet Township, New Jersey	0.0810519234%
NJ90	Highland Park Borough, New Jersey	0.0606246554%
NJ91	Hillsborough Township, New Jersey	0.1405113053%
NJ92	Hillsdale Borough, New Jersey	0.0247027667%
NJ93	Hillside Township, New Jersey	0.1085603967%
NJ94	Hoboken City, New Jersey	0.1803633309%
NJ95	Holmdel Township, New Jersey	0.1058875828%
NJ96	Hopatcong Borough, New Jersey	0.0677558479%
NJ97	Hopewell Township, Mercer County, New Jersey	0.0275878151%
NJ98	Howell Township, New Jersey	0.2067529072%
NJ99	Hudson County, New Jersey	0.9363280231%
NJ100	Hunterdon County, New Jersey	0.8037645396%
NJ101	Irvington Township, New Jersey	0.9244040630%
NJ102	Jackson Township, New Jersey	0.2670097394%
NJ103	Jefferson Township, New Jersey	0.0866198206%
NJ104	Jersey City, New Jersey	0.9916102863%
NJ105	Kearny Town, New Jersey	0.1071857960%
NJ106	Lacey Township, New Jersey	0.1502291236%
NJ107	Lakewood Township, New Jersey	0.7730028665%
NJ108	Lawrence Township, Mercer County, New Jersey	0.0644503163%
NJ109	Lincoln Park Borough, New Jersey	0.0595261565%
NJ110	Linden City, New Jersey	0.2495261821%
NJ111	Lindenwold Borough, New Jersey	0.1004455914%
NJ112	Little Egg Harbor Township, New Jersey	0.1465902816%
NJ113	Little Falls Township, New Jersey	0.0348320180%
NJ114	Little Ferry Borough, New Jersey	0.0258966914%
NJ115	Livingston Township, New Jersey	0.0484285793%
NJ116	Lodi Borough, New Jersey	0.1078340351%
NJ117	Long Branch City, New Jersey	0.5243184480%
NJ118	Lower Township, New Jersey	0.0710329159%
NJ119	Lumberton Township, New Jersey	0.0461973502%
NJ120	Lyndhurst Township, New Jersey	0.0645354727%
NJ121	Madison Borough, New Jersey	0.1424930674%

State ID	Qualifying Subdivision	Consolidated State Allocation
NJ122	Mahwah Township, New Jersey	0.0610985020%
NJ123	Manalapan Township, New Jersey	0.1318410608%
NJ124	Manchester Township, New Jersey	0.2136801182%
NJ125	Mantua Township, New Jersey	0.0853984170%
NJ126	Manville Borough, New Jersey	0.0574532358%
NJ127	Maple Shade Township, New Jersey	0.1058088976%
NJ128	Maplewood Township, New Jersey	0.0589307182%
NJ129	Marlboro Township, New Jersey	0.1588151495%
NJ130	Medford Township, New Jersey	0.1130775783%
NJ131	Mercer County, New Jersey	1.1117204895%
NJ132	Metuchen Borough, New Jersey	0.0339468322%
NJ133	Middle Township, New Jersey	0.0695160908%
NJ134	Middlesex Borough, New Jersey	0.0317606196%
NJ135	Middlesex County, New Jersey	2.2387299770%
NJ136	Middletown Township, New Jersey	0.3292948041%
NJ137	Millburn Township, New Jersey	0.0627532842%
NJ138	Millstone Township, New Jersey	0.0066098909%
NJ139	Millville City, New Jersey	0.2397981412%
NJ140	Monmouth County, New Jersey	4.4617935668%
NJ141	Monroe Township, Gloucester County, New Jersey	0.2271632002%
NJ142	Monroe Township, Middlesex County, New Jersey	0.1024216796%
NJ143	Montclair Township, New Jersey	0.5843666564%
NJ144	Montgomery Township, New Jersey	0.0805666350%
NJ145	Montville Township, New Jersey	0.0902727303%
NJ146	Moorestown Township, New Jersey	0.1000871936%
NJ147	Morris County, New Jersey	2.3575766204%
NJ148	Morris Township, New Jersey	0.1125747053%
NJ149	Morristown, New Jersey	0.2369807115%
NJ150	Mount Laurel Township, New Jersey	0.1725831491%
NJ151	Mount Olive Township, New Jersey	0.1068809023%
NJ152	Neptune Township, New Jersey	0.2450351195%
NJ153	New Brunswick City, New Jersey	1.8327331194%
NJ154	New Milford Borough, New Jersey	0.0368443070%
NJ155	New Providence Borough, New Jersey	0.0258412178%
NJ156	Newark City, New Jersey	1.7760400546%
NJ157	North Arlington Borough, New Jersey	0.0408890956%

State ID	Qualifying Subdivision	Consolidated State Allocation
NJ158	North Bergen Township, New Jersey	0.1110635074%
NJ159	North Brunswick Township, New Jersey	0.1217197343%
NJ160	North Plainfield Borough, New Jersey	0.1454941742%
NJ161	Nutley Township, New Jersey	0.0574061090%
NJ162	Oakland Borough, New Jersey	0.0335231134%
NJ163	Ocean City, New Jersey	0.1910428164%
NJ164	Ocean County, New Jersey	4.9497293624%
NJ165	Ocean Township, Monmouth County, New Jersey	0.1387263032%
NJ166	Old Bridge Township, New Jersey	0.1263966779%
NJ167	Orange City Township, New Jersey	0.5609302630%
NJ168	Palisades Park Borough, New Jersey	0.0366345109%
NJ169	Paramus Borough, New Jersey	0.1129786355%
NJ170	Parsippany-Troy Hills Township, New Jersey	0.2342890939%
NJ171	Passaic City, New Jersey	0.4984612868%
NJ172	Passaic County, New Jersey	2.1805505203%
NJ173	Paterson City, New Jersey	0.9805526614%
NJ174	Pemberton Township, New Jersey	0.1182059071%
NJ175	Pennsauken Township, New Jersey	0.3221185950%
NJ176	Pennsville Township, New Jersey	0.0340920576%
NJ177	Pequannock Township, New Jersey	0.0769477223%
NJ178	Perth Amboy City, New Jersey	0.3436749356%
NJ179	Phillipsburg Town, New Jersey	0.1544595119%
NJ180	Pine Hill Borough, New Jersey	0.0482528270%
NJ181	Piscataway Township, New Jersey	0.1067019613%
NJ182	Plainfield City, New Jersey	0.3012229667%
NJ183	Plainsboro Township, New Jersey	0.0503298743%
NJ184	Pleasantville City, New Jersey	0.1421175070%
NJ185	Point Pleasant Borough, New Jersey	0.1109970141%
NJ186	Pompton Lakes Borough, New Jersey	0.0290573727%
NJ187	Princeton, New Jersey	0.0503970240%
NJ188	Rahway City, New Jersey	0.1444485698%
NJ189	Ramsey Borough, New Jersey	0.0402523452%
NJ190	Randolph Township, New Jersey	0.0853331898%
NJ191	Raritan Township, New Jersey	0.1071670391%
NJ192	Readington Township, New Jersey	0.0850076166%
NJ193	Red Bank Borough, New Jersey	0.1420636747%
NJ194	Ridgefield Borough, New Jersey	0.0201153405%

State ID	Qualifying Subdivision	Consolidated State Allocation
NJ195	Ridgefield Park Village, New Jersey	0.0392827532%
NJ196	Ridgewood Village, New Jersey	0.0849185213%
NJ197	Ringwood Borough, New Jersey	0.0309822545%
NJ198	River Edge Borough, New Jersey	0.0266057498%
NJ199	Robbinsville Township, New Jersey	0.0338593312%
NJ200	Rockaway Township, New Jersey	0.1290497970%
NJ201	Roselle Borough, New Jersey	0.0912325687%
NJ202	Roselle Park Borough, New Jersey	0.0316673040%
NJ203	Roxbury Township, New Jersey	0.1057717120%
NJ204	Rutherford Borough, New Jersey	0.0459830524%
NJ205	Saddle Brook Township, New Jersey	0.0390656888%
NJ206	Salem County, New Jersey	0.9344056735%
NJ207	Sayreville Borough, New Jersey	0.1477057086%
NJ208	Scotch Plains Township, New Jersey	0.0484433504%
NJ209	Secaucus Town, New Jersey	0.0516659295%
NJ210	Somers Point City, New Jersey	0.0439926621%
NJ211	Somerset County, New Jersey	1.4647125488%
NJ212	Somerville Borough, New Jersey	0.0756287358%
NJ213	South Brunswick Township, New Jersey	0.1037777110%
NJ214	South Orange Village Township, New Jersey	0.0488891085%
NJ215	South Plainfield Borough, New Jersey	0.0899775902%
NJ216	South River Borough, New Jersey	0.0421568288%
NJ217	Southampton Township, New Jersey	0.0127996268%
NJ218	Sparta Township, New Jersey	0.1069549921%
NJ219	Springfield Township, Union County, New Jersey	0.0573437423%
NJ220	Stafford Township, New Jersey	0.2155115906%
NJ221	Summit City, New Jersey	0.5428090174%
NJ222	Sussex County, New Jersey	1.2735318221%
NJ223	Teaneck Township, New Jersey	0.1723477966%
NJ224	Tenaflly Borough, New Jersey	0.0450713724%
NJ225	Tinton Falls Borough, New Jersey	0.0881640307%
NJ226	Toms River Township, New Jersey	0.5620940829%
NJ227	Totowa Borough, New Jersey	0.0342545863%
NJ228	Trenton City, New Jersey	1.9352906929%
NJ229	Union City, New Jersey	0.9841875644%
NJ230	Union County, New Jersey	1.7400474523%
NJ231	Union Township, Union County, New Jersey	0.2247240506%
NJ232	Upper Township, New Jersey	0.0173930552%

State ID	Qualifying Subdivision	Consolidated State Allocation
NJ233	Vernon Township, New Jersey	0.0783616187%
NJ234	Verona Township, New Jersey	0.0234318917%
NJ235	Vineland City, New Jersey	0.5000169856%
NJ236	Voorhees Township, New Jersey	0.1406021825%
NJ237	Waldwick Borough, New Jersey	0.0421770394%
NJ238	Wall Township, New Jersey	0.1650847899%
NJ239	Wallington Borough, New Jersey	0.0235956865%
NJ240	Wanaque Borough, New Jersey	0.0311245257%
NJ241	Wantage Township, New Jersey	0.0091403397%
NJ242	Warren County, New Jersey	1.0382472049%
NJ243	Warren Township, New Jersey	0.0736326246%
NJ244	Washington Township, Gloucester County, New Jersey	0.2470375143%
NJ245	Washington Township, Morris County, New Jersey	0.0524274135%
NJ246	Waterford Township, New Jersey	0.0648566849%
NJ247	Wayne Township, New Jersey	0.1724444886%
NJ248	Weehawken Township, New Jersey	0.0282451513%
NJ249	West Caldwell Township, New Jersey	0.0246748189%
NJ250	West Deptford Township, New Jersey	0.1402059895%
NJ251	West Milford Township, New Jersey	0.0644752630%
NJ252	West New York Town, New Jersey	0.6157331463%
NJ253	West Orange Township, New Jersey	0.1051193933%
NJ254	West Windsor Township, New Jersey	0.0458605228%
NJ255	Westfield Town, New Jersey	0.0887745684%
NJ256	Westwood Borough, New Jersey	0.0348328152%
NJ257	Willingboro Township, New Jersey	0.2091808026%
NJ258	Winslow Township, New Jersey	0.1817978600%
NJ259	Woodbridge Township, New Jersey	0.3688029685%
NJ260	Woodland Park Borough, New Jersey	0.0292498655%
NJ261	Woolwich Township, New Jersey	0.0599291958%
NJ262	Wyckoff Township, New Jersey	0.0296665036%

State ID	Qualifying Subdivision	Consolidated State Allocation
NM1	Alamogordo City, New Mexico	0.9683526415%
NM2	Albuquerque City, New Mexico	22.7540246633%
NM3	Artesia City, New Mexico	0.0000000000%
NM4	Bernalillo County, New Mexico	18.6169292699%
NM5	Bernalillo Town, New Mexico	0.2863480762%
NM6	Carlsbad City, New Mexico	0.0000000000%
NM7	Catron County, New Mexico	0.1129940051%
NM8	Chaves County, New Mexico	2.5358877708%
NM9	Cibola County, New Mexico	0.7723148257%
NM10	Clovis City, New Mexico	0.0000000000%
NM11	Colfax County, New Mexico	0.7448541610%
NM12	Curry County, New Mexico	1.4056466248%
NM13	De Baca County, New Mexico	0.0650725663%
NM14	Deming City, New Mexico	0.2484870948%
NM15	Dona Ana County, New Mexico	4.1009817203%
MS16	Eddy County, New Mexico	2.5979985848%
NM17	Española City, New Mexico	1.0869232439%
NM18	Farmington City, New Mexico	1.4120396740%
NM19	Gallup City, New Mexico	0.7722895935%
NM20	Grant County, New Mexico	1.8057321396%
NM21	Guadalupe County, New Mexico	0.1869187026%
NM22	Harding County, New Mexico	0.0102668257%
NM23	Hidalgo County, New Mexico	0.1965507765%
NM24	Hobbs City, New Mexico	0.5477699843%
NM25	Las Cruces City, New Mexico	2.7789710876%
NM26	Las Vegas City, New Mexico	0.9509305850%
NM27	Lea County, New Mexico	1.3193643533%
NM28	Lincoln County, New Mexico	1.2208675842%
NM29	Los Alamos County, New Mexico	0.5915454490%
NM30	Los Lunas Village, New Mexico	1.0566950725%
NM31	Lovington City, New Mexico	0.1729179347%
NM32	Luna County, New Mexico	0.5889582326%
NM33	McKinley County, New Mexico	1.0214669791%
NM34	Mora County, New Mexico	0.1903934157%
NM35	Otero County, New Mexico	1.6062640137%
NM36	Portales City, New Mexico	0.2248670805%
NM37	Quay County, New Mexico	0.4733520608%
NM38	Rio Arriba County, New Mexico	3.5113726662%
NM39	Rio Rancho City, New Mexico	2.3456255907%
NM40	Roosevelt County, New Mexico	0.3148139409%
NM41	Roswell City, New Mexico	0.0000000000%
NM42	San Juan County, New Mexico	2.4064498445%
NM43	San Miguel County, New Mexico	0.7151901194%
NM44	Sandoval County, New Mexico	1.9253935060%
NM45	Santa Fe City, New Mexico	4.5408953413%
NM46	Santa Fe County, New Mexico	3.5143193357%
NM47	Sierra County, New Mexico	1.0308488455%
NM48	Socorro County, New Mexico	0.7363065077%
NM49	Sunland Park City, New Mexico	0.2012417097%
NM50	Taos County, New Mexico	1.7429125688%

State ID	Qualifying Subdivision	Consolidated State Allocation
NM51	Torrance County, New Mexico	0.7071523256%
NM52	Union County, New Mexico	0.1108929666%
NM53	Valencia County, New Mexico	2.7716079380%

State ID	Qualifying Subdivision	Consolidated State Allocation
NY1	Albany City, New York	
NY2	Albany County, New York	
NY3	Allegany County, New York	
NY4	Broome County, New York	
NY5	Buffalo City, New York	
NY6	Cattaraugus County, New York	
NY7	Cayuga County, New York	
NY8	Chautauqua County, New York	
NY9	Chemung County, New York	
NY10	Chenango County, New York	
NY11	Clinton County, New York	
NY12	Columbia County, New York	
NY13	Cortland County, New York	
NY14	Delaware County, New York	
NY15	Dutchess County, New York	
NY16	Erie County, New York	
NY17	Essex County, New York	
NY18	Franklin County, New York	
NY19	Fulton County, New York	
NY20	Genesee County, New York	
NY21	Greene County, New York	
NY22	Hamilton County, New York	
NY23	Herkimer County, New York	
NY24	Jefferson County, New York	
NY25	Lewis County, New York	
NY26	Livingston County, New York	
NY27	Madison County, New York	
NY28	Monroe County, New York	
NY29	Montgomery County, New York	
NY30	Nassau County, New York	
NY31	New York City, New York	
NY32	Niagara County, New York	
NY33	Oneida County, New York	
NY34	Onondaga County, New York	
NY35	Ontario County, New York	
NY36	Orange County, New York	
NY37	Orleans County, New York	
NY38	Oswego County, New York	
NY39	Otsego County, New York	
NY40	Putnam County, New York	
NY41	Rensselaer County, New York	
NY42	Rochester City, New York	
NY43	Rockland County, New York	
NY44	Saratoga County, New York	
NY45	Schenectady County, New York	
NY46	Schoharie County, New York	
NY47	Schuyler County, New York	

Allocations in New York
will be made in
accordance with the New
York Agreement.

State ID	Qualifying Subdivision	Consolidated State Allocation
NY48	Seneca County, New York	
NY49	St Lawrence County, New York	
NY50	Steuben County, New York	
NY51	Suffolk County, New York	
NY52	Sullivan County, New York	
NY53	Syracuse City, New York	
NY54	Tioga County, New York	
NY55	Tompkins County, New York	
NY56	Ulster County, New York	
NY57	Warren County, New York	
NY58	Washington County, New York	
NY59	Wayne County, New York	
NY60	Westchester County, New York	
NY61	Wyoming County, New York	
NY62	Yates County, New York	
NY63	Yonkers City, New York	
NY64	Geneva City, New York	
NY65	Herkimer Village, New York	
NY66	Lackawanna City, New York	
NY67	Rome City, New York	
NY68	Utica City, New York	
NY69	Plattsburgh City, New York	
NY70	Saratoga Springs City, New York	
NY71	Schenectady City, New York	
NY72	Troy City, New York	
NY73	Amherst Town, New York	
NY74	Amsterdam City, New York	
NY75	Auburn City, New York	
NY76	Cheektowaga Town, New York	
NY77	Ithaca City, New York	
NY78	Lancaster Town, New York	
NY79	Mount Vernon City, New York	
NY80	Ogdensburg City, New York	
NY81	Poughkeepsie City, New York	
NY82	Tonawanda Town, New York	

Allocations in New York will be made in accordance with the New York Agreement.

State ID	Qualifying Subdivision	Consolidated State Allocation
NC1	Alamance County, North Carolina	1.3780289676%
NC2	Alexander County, North Carolina	0.5100078796%
NC3	Alleghany County, North Carolina	0.1490905989%
NC4	Anson County, North Carolina	0.1821929604%
NC5	Ashe County, North Carolina	0.3386391883%
NC6	Asheville City, North Carolina	0.2358147243%
NC7	Avery County, North Carolina	0.2659967669%
NC8	Beaufort County, North Carolina	0.4778884349%
NC9	Bertie County, North Carolina	0.1394685751%
NC10	Bladen County, North Carolina	0.4292178095%
NC11	Brunswick County, North Carolina	2.1132385076%
NC12	Buncombe County, North Carolina	2.5115878573%
NC13	Burke County, North Carolina	2.0901968270%
NC14	Cabarrus County, North Carolina	1.6695734466%
NC15	Caldwell County, North Carolina	1.2763011462%
NC16	Camden County, North Carolina	0.0730364004%
NC17	Canton Town, North Carolina	0.0114538232%
NC18	Carteret County, North Carolina	1.1284655939%
NC19	Cary Town, North Carolina	0.1441516454%
NC20	Caswell County, North Carolina	0.1729202375%
NC21	Catawba County, North Carolina	2.0726952227%
NC22	Charlotte City, North Carolina	1.2474838144%
NC23	Chatham County, North Carolina	0.4498143831%
NC24	Cherokee County, North Carolina	0.7827591529%
NC25	Chowan County, North Carolina	0.1137055961%
NC26	Clay County, North Carolina	0.2244299489%
NC27	Cleveland County, North Carolina	1.1199280277%
NC28	Columbus County, North Carolina	1.2209369390%
NC29	Concord City, North Carolina	0.2274558703%
NC30	Craven County, North Carolina	1.3368601902%
NC31	Cumberland County, North Carolina	2.6372996596%
NC32	Currituck County, North Carolina	0.1867785513%
NC33	Dare County, North Carolina	0.5331267313%
NC34	Davidson County, North Carolina	1.9402695304%
NC35	Davie County, North Carolina	0.5131475269%
NC36	Duplin County, North Carolina	0.3827851474%
NC37	Durham City, North Carolina	0.3804050267%
NC38	Durham County, North Carolina	1.7979943624%
NC39	Edgecombe County, North Carolina	0.4171019390%
NC40	Fayetteville City, North Carolina	0.3097690552%
NC41	Forsyth County, North Carolina	3.0684508095%
NC42	Franklin County, North Carolina	0.5005036433%
NC43	Gaston County, North Carolina	3.0981738869%
NC44	Gastonia City, North Carolina	0.2577638238%
NC45	Gates County, North Carolina	0.0795675166%
NC46	Graham County, North Carolina	0.1834845617%
NC47	Granville County, North Carolina	0.5901034093%

State ID	Qualifying Subdivision	Consolidated State Allocation
NC48	Greene County, North Carolina	0.1232748186%
NC49	Greensboro City, North Carolina	0.5273916964%
NC50	Greenville City, North Carolina	0.1626564747%
NC51	Guilford County, North Carolina	3.3750152311%
NC52	Halifax County, North Carolina	0.4531611740%
NC53	Harnett County, North Carolina	0.9889807722%
NC54	Haywood County, North Carolina	0.8033151101%
NC55	Henderson City, North Carolina	0.0322534788%
NC56	Henderson County, North Carolina	1.3815950870%
NC57	Hertford County, North Carolina	0.2068430501%
NC58	Hickory City, North Carolina	0.0948758357%
NC59	High Point City, North Carolina	0.2064287629%
NC60	Hoke County, North Carolina	0.3324858046%
NC61	Hyde County, North Carolina	0.0272373541%
NC62	Iredell County, North Carolina	2.1159313745%
NC63	Jackson County, North Carolina	0.5077577313%
NC64	Jacksonville City, North Carolina	0.0950098698%
NC65	Johnston County, North Carolina	1.2508874682%
NC66	Jones County, North Carolina	0.0879669870%
NC67	Lee County, North Carolina	0.6531156836%
NC68	Lenoir County, North Carolina	0.6042825926%
NC69	Lincoln County, North Carolina	0.9268336271%
NC70	Macon County, North Carolina	0.2377764961%
NC71	Madison County, North Carolina	0.2328822206%
NC72	Martin County, North Carolina	0.5875445765%
NC73	McDowell County, North Carolina	0.4667676661%
NC74	Mecklenburg County, North Carolina	5.0383012599%
NC75	Mitchell County, North Carolina	0.3093141516%
NC76	Montgomery County, North Carolina	0.2260505430%
NC77	Moore County, North Carolina	0.9717391128%
NC78	Nash County, North Carolina	0.8456536396%
NC79	New Hanover County, North Carolina	2.8972648920%
NC80	Northampton County, North Carolina	0.1209962389%
NC81	Onslow County, North Carolina	1.6440013647%
NC82	Orange County, North Carolina	1.0558394190%
NC83	Pamlico County, North Carolina	0.1199361510%
NC84	Pasquotank County, North Carolina	0.3748162108%
NC85	Pender County, North Carolina	0.5857493319%
NC86	Perquimans County, North Carolina	0.1118331803%
NC87	Person County, North Carolina	0.4030242967%
NC88	Pitt County, North Carolina	1.3690080664%
NC89	Polk County, North Carolina	0.2661429860%
NC90	Raleigh City, North Carolina	0.5667246127%

State ID	Qualifying Subdivision	Consolidated State Allocation
NC91	Randolph County, North Carolina	1.5254339862%
NC92	Richmond County, North Carolina	0.7491328400%
NC93	Robeson County, North Carolina	1.3597353436%
NC94	Rockingham County, North Carolina	1.3653688375%
NC95	Rowan County, North Carolina	2.3352192879%
NC96	Rutherford County, North Carolina	0.9289416180%
NC97	Sampson County, North Carolina	0.6195137405%
NC98	Scotland County, North Carolina	0.4491482742%
NC99	Stanly County, North Carolina	0.7249742086%
NC100	Stokes County, North Carolina	0.6239531124%
NC101	Surry County, North Carolina	1.4108267061%
NC102	Swain County, North Carolina	0.2811629286%
NC103	Transylvania County, North Carolina	0.4975955095%
NC104	Tyrrell County, North Carolina	0.0414409072%
NC105	Union County, North Carolina	1.4667026799%
NC106	Vance County, North Carolina	0.5362582553%
NC107	Wake County, North Carolina	4.9024556672%
NC108	Warren County, North Carolina	0.1063905835%
NC109	Washington County, North Carolina	0.0747707205%
NC110	Watauga County, North Carolina	0.4696757999%
NC111	Wayne County, North Carolina	0.9706993331%
NC112	Wilkes County, North Carolina	1.9971771606%
NC113	Wilmington City, North Carolina	0.1194974940%
NC114	Wilson County, North Carolina	0.6464708415%
NC115	Winston-Salem City, North Carolina	0.4944599238%
NC116	Yadkin County, North Carolina	0.5621471451%
NC117	Yancey County, North Carolina	0.3821149769%

State ID	Qualifying Subdivision	Consolidated State Allocation
ND1	Adams County, North Dakota	0.3266859369%
ND2	Barnes County, North Dakota	1.1596409120%
ND3	Benson County, North Dakota	0.8243618844%
ND4	Billings County, North Dakota	0.0531198558%
ND5	Bismarck City, North Dakota	7.8720018475%
ND6	Bottineau County, North Dakota	0.6564106964%
ND7	Bowman County, North Dakota	0.3537618912%
ND8	Burke County, North Dakota	0.1340272238%
ND9	Burleigh County, North Dakota	5.9258321732%
ND10	Cass County, North Dakota	9.2593207065%
ND11	Cavalier County, North Dakota	0.4775832577%
ND12	Devils Lake City, North Dakota	0.3622623619%
ND13	Dickey County, North Dakota	0.6064663883%
ND14	Dickinson City, North Dakota	1.0573324109%
ND15	Divide County, North Dakota	0.1925705034%
ND16	Dunn County, North Dakota	0.5017615248%
ND17	Eddy County, North Dakota	0.2227970127%
ND18	Emmons County, North Dakota	0.7218887252%
ND19	Fargo City, North Dakota	12.8639966005%
ND20	Foster County, North Dakota	0.3938546507%
ND21	Golden Valley County, North Dakota	0.2278631874%
ND22	Grand Forks City, North Dakota	7.1999971538%
ND23	Grand Forks County, North Dakota	5.4639296523%
ND24	Grant County, North Dakota	0.2093626818%
ND25	Griggs County, North Dakota	0.2073426807%
ND26	Hettinger County, North Dakota	0.2096684753%
ND27	Jamestown City, North Dakota	0.7024664288%
ND28	Kidder County, North Dakota	0.3074782839%
ND29	La Moure County, North Dakota	0.3036088203%
ND30	Lisbon City, North Dakota	0.1372424658%
ND31	Logan County, North Dakota	0.1641331799%
ND32	Mandan City, North Dakota	1.1262932510%
ND33	McHenry County, North Dakota	0.3973374621%
ND34	McIntosh County, North Dakota	0.2870077627%
ND35	McKenzie County, North Dakota	1.2312553926%
ND36	McLean County, North Dakota	1.1384661837%
ND37	Mercer County, North Dakota	1.1241071216%
ND38	Minot City, North Dakota	2.8909627339%
ND39	Morton County, North Dakota	2.6703636118%
ND40	Mountrail County, North Dakota	1.1142893867%
ND41	Nelson County, North Dakota	0.4740975060%
ND42	Oliver County, North Dakota	0.2228234756%
ND43	Pembina County, North Dakota	1.2530005434%
ND44	Pierce County, North Dakota	0.7284574044%
ND45	Ramsey County, North Dakota	1.2734343106%
ND46	Ransom County, North Dakota	0.6183673413%
ND47	Renville County, North Dakota	0.2860845016%

State ID	Qualifying Subdivision	Consolidated State Allocation
ND48	Richland County, North Dakota	2.4309493698%
ND49	Rolette County, North Dakota	1.8198034592%
ND50	Sargent County, North Dakota	0.5773674924%
ND51	Sheridan County, North Dakota	0.0895886685%
ND52	Sioux County, North Dakota	0.6666209643%
ND53	Slope County, North Dakota	0.0470907257%
ND54	Stark County, North Dakota	3.3526741338%
ND55	Steele County, North Dakota	0.2434939387%
ND56	Stutsman County, North Dakota	1.9758860377%
ND57	Towner County, North Dakota	0.1807489391%
ND58	Traill County, North Dakota	1.0587643476%
ND59	Walsh County, North Dakota	2.0521094729%
ND60	Ward County, North Dakota	3.4849842097%
ND61	Wells County, North Dakota	0.4346604383%
ND62	West Fargo City, North Dakota	1.8417059171%
ND63	Williams County, North Dakota	2.3067369406%
ND64	Williston City, North Dakota	1.5016973817%

State ID	Qualifying Subdivision	Consolidated State Allocation
OH1	Aberdeen Village, Ohio	0.0087437716%
OH2	Ada Village, Ohio	0.0077636351%
OH3	Adams County, Ohio	0.3473544585%
OH4	Adams Township, Champaign County, Ohio	0.0001374611%
OH5	Adams Township, Clinton County, Ohio	0.0003122525%
OH6	Adams Township, Darke County, Ohio	0.0016731027%
OH7	Adams Township, Monroe County, Ohio	0.0000311703%
OH8	Adams Township, Muskingum County, Ohio	0.0001003092%
OH9	Adams Township, Seneca County, Ohio	0.0003810303%
OH10	Adams Township, Washington County, Ohio	0.0001169753%
OH11	Adamsville Village, Ohio	0.0000910884%
OH12	Addyston Village, Ohio	0.0025217854%
OH13	Adelphi Village, Ohio	0.0020068066%
OH14	Adena Village, Ohio	0.0003568983%
OH15	Aid Township, Ohio	0.0003303244%
OH16	Akron City, Ohio	0.8812077621%
OH17	Albany Village, Ohio	0.0019488925%
OH18	Alexander Township, Ohio	0.0001250626%
OH19	Alexandria Village, Ohio	0.0005560173%
OH20	Alger Village, Ohio	0.0005166462%
OH21	Allen County, Ohio	0.4092999560%
OH22	Allen Township, Darke County, Ohio	0.0006643202%
OH23	Allen Township, Hancock County, Ohio	0.0005903230%
OH24	Allen Township, Ottawa County, Ohio	0.0005976710%
OH25	Allen Township, Union County, Ohio	0.0028518922%
OH26	Alliance City, Ohio	0.0889490116%
OH27	Amanda Township, Fairfield County, Ohio	0.0018577114%
OH28	Amanda Township, Hancock County, Ohio	0.0001616361%
OH29	Amanda Village, Ohio	0.0005782400%
OH30	Amberley Village, Ohio	0.0192140009%
OH31	Amboy Township, Ohio	0.0017244001%
OH32	Amelia Village, Ohio	0.0138770427%
OH33	American Township, Ohio	0.0193901533%
OH34	Ames Township, Ohio	0.0004272973%
OH35	Amesville Village, Ohio	0.0000937970%
OH36	Amherst City, Ohio	0.0344767089%

State ID	Qualifying Subdivision	Consolidated State Allocation
OH37	Amherst Township, Ohio	0.0134400730%
OH38	Amsterdam Village, Ohio	0.0003984552%
OH39	Anderson Township, Ohio	0.0760877775%
OH40	Andover Township, Ohio	0.0010566751%
OH41	Andover Village, Ohio	0.0040505880%
OH42	Anna Village, Ohio	0.0028751504%
OH43	Ansonia Village, Ohio	0.0014885693%
OH44	Antioch Village, Ohio	0.0000311703%
OH45	Antwerp Village, Ohio	0.0009282725%
OH46	Apple Creek Village, Ohio	0.0004832518%
OH47	Aquilla Village, Ohio	0.0000095709%
OH48	Arcadia Village, Ohio	0.0000210830%
OH49	Arcanum Village, Ohio	0.0034200188%
OH50	Archbold Village, Ohio	0.0168893369%
OH51	Arlington Heights Village, Ohio	0.0024048815%
OH52	Arlington Village, Ohio	0.0017280808%
OH53	Ashland City, Ohio	0.0677959091%
OH54	Ashland County, Ohio	0.2064379332%
OH55	Ashley Village, Ohio	0.0012125812%
OH56	Ashtabula City, Ohio	0.0931048204%
OH57	Ashtabula County, Ohio	0.7429130666%
OH58	Ashtabula Township, Ohio	0.0174821031%
OH59	Ashville Village, Ohio	0.0024582550%
OH60	Athalia Village, Ohio	0.0000173855%
OH61	Athens City, Ohio	0.0700871751%
OH62	Athens County, Ohio	0.4584170235%
OH63	Athens Township, Athens County, Ohio	0.0025846274%
OH64	Athens Township, Harrison County, Ohio	0.0003148983%
OH65	Attica Village, Ohio	0.0007921419%
OH66	Atwater Township, Ohio	0.0004753019%
OH67	Auburn Township, Crawford County, Ohio	0.0007613308%
OH68	Auburn Township, Geauga County, Ohio	0.0067953249%
OH69	Auburn Township, Tuscarawas County, Ohio	0.0000098536%
OH70	Auglaize County, Ohio	0.1648586210%
OH71	Auglaize Township, Allen County, Ohio	0.0010226874%
OH72	Auglaize Township, Paulding County, Ohio	0.0000730923%
OH73	Augusta Township, Ohio	0.0004684152%
OH74	Aurelius Township, Ohio	0.0000083554%
OH75	Aurora City, Ohio	0.0294524674%
OH76	Austinburg Township, Ohio	0.0004813742%
OH77	Austintown Township, Ohio	0.0890063352%
OH78	Avon City, Ohio	0.0729757005%

State ID	Qualifying Subdivision	Consolidated State Allocation
OH79	Avon Lake City, Ohio	0.0663140992%
OH80	Bailey Lakes Village, Ohio	0.0000813388%
OH81	Bainbridge Township, Ohio	0.0406379571%
OH82	Bainbridge Village, Ohio	0.0022724133%
OH83	Bairdstown Village, Ohio	0.0000612234%
OH84	Ballville Township, Ohio	0.0021521086%
OH85	Baltic Village, Ohio	0.0009410120%
OH86	Baltimore Village, Ohio	0.0031532207%
OH87	Barberton City, Ohio	0.1164193916%
OH88	Barlow Township, Ohio	0.0003258598%
OH89	Barnesville Village, Ohio	0.0106861443%
OH90	Barnhill Village, Ohio	0.0006601909%
OH91	Bartlow Township, Ohio	0.0001082864%
OH92	Batavia Township, Ohio	0.0000517157%
OH93	Batavia Village, Ohio	0.0047750818%
OH94	Batesville Village, Ohio	0.0000517432%
OH95	Bath Township, Allen County, Ohio	0.0088564730%
OH96	Bath Township, Greene County, Ohio	0.0001754181%
OH97	Bath Township, Summit County, Ohio	0.0489522386%
OH98	Baughman Township, Ohio	0.0001353105%
OH99	Bay Township, Ohio	0.0000549583%
OH100	Bay View Village, Ohio	0.0012986334%
OH101	Bay Village City, Ohio	0.0295102794%
OH102	Bazetta Township, Ohio	0.0331455317%
OH103	Beach City Village, Ohio	0.0006531299%
OH104	Beachwood City, Ohio	0.0573216138%
OH105	Beallsville Village, Ohio	0.0001580913%
OH106	Bearfield Township, Ohio	0.0005486478%
OH107	Beaver Township, Mahoning County, Ohio	0.0148139167%
OH108	Beaver Township, Pike County, Ohio	0.0003380168%
OH109	Beaver Village, Ohio	0.0001859093%
OH110	Beavercreek City, Ohio	0.0843658046%
OH111	Beavercreek Township, Ohio	0.1348759090%
OH112	Beaverdam Village, Ohio	0.0000749971%
OH113	Bedford City, Ohio	0.0429793572%
OH114	Bedford Heights City, Ohio	0.0386687782%
OH115	Bedford Township, Ohio	0.0000306151%
OH116	Bellaire Village, Ohio	0.0010264323%
OH117	Bellbrook City, Ohio	0.0237949542%
OH118	Belle Center Village, Ohio	0.0005231767%
OH119	Belle Valley Village, Ohio	0.0001073626%
OH120	Bellefontaine City, Ohio	0.0729400123%
OH121	Bellevue City, Ohio	0.0299834456%
OH122	Bellville Village, Ohio	0.0011239941%

State ID	Qualifying Subdivision	Consolidated State Allocation
OH123	Belmont County, Ohio	0.4904799617%
OH124	Belmont Village, Ohio	0.0011248573%
OH125	Belmore Village, Ohio	0.0002483511%
OH126	Beloit Village, Ohio	0.0037587550%
OH127	Belpre City, Ohio	0.0099429019%
OH128	Belpre Township, Ohio	0.0009358025%
OH129	Bennington Township, Licking County, Ohio	0.0005560173%
OH130	Bennington Township, Morrow County, Ohio	0.0001476031%
OH131	Bentleyville Village, Ohio	0.0019992236%
OH132	Benton Ridge Village, Ohio	0.0000914068%
OH133	Benton Township, Hocking County, Ohio	0.0001089904%
OH134	Benton Township, Ottawa County, Ohio	0.0007968947%
OH135	Benton Township, Paulding County, Ohio	0.0002485139%
OH136	Benton Township, Pike County, Ohio	0.0003718185%
OH137	Berea City, Ohio	0.0293403849%
OH138	Bergholz Village, Ohio	0.0002390731%
OH139	Berkey Village, Ohio	0.0003639406%
OH140	Berkshire Township, Ohio	0.0000742397%
OH141	Berlin Heights Village, Ohio	0.0009142379%
OH142	Berlin Township, Delaware County, Ohio	0.0000164977%
OH143	Berlin Township, Erie County, Ohio	0.0001350579%
OH144	Berlin Township, Holmes County, Ohio	0.0000814306%
OH145	Berlin Township, Mahoning County, Ohio	0.0014985886%
OH146	Bern Township, Ohio	0.0001354845%
OH147	Berne Township, Ohio	0.0001629571%
OH148	Bethel Township, Clark County, Ohio	0.0138134025%
OH149	Bethel Township, Monroe County, Ohio	0.0000498724%
OH150	Bethel Village, Ohio	0.0057576798%
OH151	Bethesda Village, Ohio	0.0006889751%
OH152	Bethlehem Township, Coshocton County, Ohio	0.0000765378%
OH153	Bethlehem Township, Stark County, Ohio	0.0015140738%
OH154	Bettsville Village, Ohio	0.0009525757%
OH155	Beverly Village, Ohio	0.0019551589%
OH156	Bexley City, Ohio	0.0458668476%
OH157	Big Island Township, Ohio	0.0005578783%

State ID	Qualifying Subdivision	Consolidated State Allocation
OH158	Black Creek Township, Ohio	0.0001534027%
OH159	Blakeslee Village, Ohio	0.0000628635%
OH160	Blanchard Township, Hancock County, Ohio	0.0001475808%
OH161	Blanchard Township, Putnam County, Ohio	0.0006457128%
OH162	Blanchester Village, Ohio	0.0114641267%
OH163	Blendon Township, Ohio	0.0282639366%
OH164	Bloom Township, Fairfield County, Ohio	0.0118551321%
OH165	Bloom Township, Morgan County, Ohio	0.0001713719%
OH166	Bloom Township, Scioto County, Ohio	0.0000852977%
OH167	Bloom Township, Seneca County, Ohio	0.0009926842%
OH168	Bloomdale Village, Ohio	0.0005693772%
OH169	Bloomfield Township, Jackson County, Ohio	0.0013260530%
OH170	Bloomfield Township, Logan County, Ohio	0.0000099754%
OH171	Bloomington Village, Ohio	0.0002078369%
OH172	Bloomington Village, Ohio	0.0002231349%
OH173	Bloomington Township, Ohio	0.0001784118%
OH174	Bloomville Village, Ohio	0.0004411930%
OH175	Blue Ash City, Ohio	0.0851895858%
OH176	Blue Creek Township, Ohio	0.0000767469%
OH177	Blue Rock Township, Ohio	0.0001103402%
OH178	Bluffton Village, Ohio	0.0052836661%
OH179	Boardman Township, Ohio	0.1408673271%
OH180	Bokescreek Township, Ohio	0.0013367015%
OH181	Bolivar Village, Ohio	0.0004434118%
OH182	Boston Heights Village, Ohio	0.0077201699%
OH183	Boston Township, Ohio	0.0003662503%
OH184	Botkins Village, Ohio	0.0019522626%
OH185	Bowerston Village, Ohio	0.0000572542%
OH186	Bowersville Village, Ohio	0.0000916319%
OH187	Bowling Green City, Ohio	0.0752741164%
OH188	Bowling Green Township, Ohio	0.0000370678%
OH189	Braceville Township, Ohio	0.0037680877%
OH190	Bradford Village, Ohio	0.0028661348%
OH191	Bradner Village, Ohio	0.0009183503%
OH192	Brady Lake Village, Ohio	0.0002559318%
OH193	Brady Township, Ohio	0.0005029083%
OH194	Bratenahl Village, Ohio	0.0051323943%
OH195	Bratton Township, Ohio	0.0000790580%
OH196	Brecksville City, Ohio	0.0241013127%
OH197	Bremen Village, Ohio	0.0006844200%
OH198	Brewster Village, Ohio	0.0058880648%

State ID	Qualifying Subdivision	Consolidated State Allocation
OH199	Brice Village, Ohio	0.0005574892%
OH200	Bridgeport Village, Ohio	0.0050477971%
OH201	Bridgewater Township, Ohio	0.0004164709%
OH202	Brighton Township, Ohio	0.0000194784%
OH203	Brimfield Township, Ohio	0.0111960000%
OH204	Bristol Township, Morgan County, Ohio	0.0001285289%
OH205	Bristol Township, Trumbull County, Ohio	0.0252513027%
OH206	Broadview Heights City, Ohio	0.0226789401%
OH207	Bronson Township, Ohio	0.0009334281%
OH208	Brook Park City, Ohio	0.0389572037%
OH209	Brookfield Township, Noble County, Ohio	0.0000517432%
OH210	Brookfield Township, Trumbull County, Ohio	0.0346459468%
OH211	Brooklyn City, Ohio	0.0212407634%
OH212	Brooklyn Heights Village, Ohio	0.0100909430%
OH213	Brookside Village, Ohio	0.0001124857%
OH214	Brookville City, Ohio	0.0216648650%
OH215	Broughton Village, Ohio	0.0000073092%
OH216	Brown County, Ohio	0.4653422837%
OH217	Brown Township, Carroll County, Ohio	0.0009477238%
OH218	Brown Township, Darke County, Ohio	0.0007873425%
OH219	Brown Township, Delaware County, Ohio	0.0000082489%
OH220	Brown Township, Franklin County, Ohio	0.0003894787%
OH221	Brown Township, Knox County, Ohio	0.0039027192%
OH222	Brown Township, Miami County, Ohio	0.0006132702%
OH223	Brown Township, Paulding County, Ohio	0.0001315662%
OH224	Brown Township, Vinton County, Ohio	0.0000390135%
OH225	Brunswick City, Ohio	0.1197413086%
OH226	Brunswick Hills Township, Ohio	0.0200631640%
OH227	Brush Creek Township, Jefferson County, Ohio	0.0001275057%
OH228	Brush Creek Township, Scioto County, Ohio	0.0011088700%
OH229	Brushcreek Township, Ohio	0.0059850824%
OH230	Bryan City, Ohio	0.0285400457%
OH231	Buchtel Village, Ohio	0.0001849243%
OH232	Buckeye Lake Village, Ohio	0.0040562680%
OH233	Buckland Village, Ohio	0.0001068314%

State ID	Qualifying Subdivision	Consolidated State Allocation
OH234	Bucks Township, Ohio	0.0002857543%
OH235	Bucyrus City, Ohio	0.0467130847%
OH236	Bucyrus Township, Ohio	0.0002175231%
OH237	Buffalo Township, Ohio	0.0000689910%
OH238	Burbank Village, Ohio	0.0001559017%
OH239	Burgoon Village, Ohio	0.0001532454%
OH240	Burkettsville Village, Ohio	0.0000203512%
OH241	Burlington Township, Ohio	0.0012973736%
OH242	Burton Township, Ohio	0.0022682986%
OH243	Burton Village, Ohio	0.0036177927%
OH244	Butler County, Ohio	2.6887406714%
OH245	Butler Township, Columbiana County, Ohio	0.0017704304%
OH246	Butler Township, Darke County, Ohio	0.0006643202%
OH247	Butler Township, Mercer County, Ohio	0.0021025197%
OH248	Butler Township, Montgomery County, Ohio	0.0308007959%
OH249	Butler Township, Richland County, Ohio	0.0003925059%
OH250	Butler Village, Ohio	0.0004817118%
OH251	Butlerville Village, Ohio	0.0001866800%
OH252	Byesville Village, Ohio	0.0018493145%
OH253	Byrd Township, Ohio	0.0018293707%
OH254	Cadiz Township, Ohio	0.0013359320%
OH255	Cadiz Village, Ohio	0.0042081859%
OH256	Caesarscreek Township, Ohio	0.0004643421%
OH257	Cairo Village, Ohio	0.0000409075%
OH258	Caldwell Village, Ohio	0.0017937650%
OH259	Caledonia Village, Ohio	0.0007098142%
OH260	Cambridge City, Ohio	0.0668200845%
OH261	Cambridge Township, Ohio	0.0000951853%
OH262	Camden Township, Ohio	0.0003116539%
OH263	Camden Village, Ohio	0.0031099397%
OH264	Camp Creek Township, Ohio	0.0001943597%
OH265	Campbell City, Ohio	0.0206854359%
OH266	Canaan Township, Morrow County, Ohio	0.0000885618%
OH267	Canaan Township, Wayne County, Ohio	0.0002435589%
OH268	Canal Fulton City, Ohio	0.0143391696%
OH269	Canal Winchester City, Ohio	0.0017001990%
OH270	Canfield City, Ohio	0.0340253310%
OH271	Canfield Township, Ohio	0.0024198521%
OH272	Canton City, Ohio	0.4906093929%
OH273	Canton Township, Ohio	0.0238293446%
OH274	Cardington Village, Ohio	0.0026450469%
OH275	Carey Village, Ohio	0.0048237347%

State ID	Qualifying Subdivision	Consolidated State Allocation
OH276	Carlisle Township, Ohio	0.0046455904%
OH277	Carlisle Village, Ohio	0.0081658806%
OH278	Carroll County, Ohio	0.1274960868%
OH279	Carroll Township, Ohio	0.0031394902%
OH280	Carroll Village, Ohio	0.0008718207%
OH281	Carrollton Village, Ohio	0.0061329714%
OH282	Caryall Township, Ohio	0.0000511646%
OH283	Carthage Township, Ohio	0.0002397033%
OH284	Cass Township, Muskingum County, Ohio	0.0002006185%
OH285	Cass Township, Richland County, Ohio	0.0007850118%
OH286	Casstown Village, Ohio	0.0005337723%
OH287	Castalia Village, Ohio	0.0011427974%
OH288	Castine Village, Ohio	0.0005289957%
OH289	Catawba Island Township, Ohio	0.0060247984%
OH290	Catawba Village, Ohio	0.0002313575%
OH291	Cecil Village, Ohio	0.0000109638%
OH292	Cedarville Township, Ohio	0.0036837809%
OH293	Cedarville Village, Ohio	0.0036321873%
OH294	Celina City, Ohio	0.0165674940%
OH295	Center Township, Carroll County, Ohio	0.0001634007%
OH296	Center Township, Columbiana County, Ohio	0.0003327877%
OH297	Center Township, Guernsey County, Ohio	0.0001903706%
OH298	Center Township, Mercer County, Ohio	0.0004241134%
OH299	Center Township, Monroe County, Ohio	0.0005361288%
OH300	Center Township, Morgan County, Ohio	0.0000535537%
OH301	Center Township, Noble County, Ohio	0.0001724774%
OH302	Center Township, Williams County, Ohio	0.0005107662%
OH303	Center Township, Wood County, Ohio	0.0002510158%
OH304	Centerburg Village, Ohio	0.0041342364%
OH305	Centerville City, Ohio	0.0591550598%
OH306	Centerville Village, Ohio	0.0005060807%
OH307	Cessna Township, Ohio	0.0001110677%
OH308	Chagrin Falls Township, Ohio	0.0000039510%
OH309	Chagrin Falls Village, Ohio	0.0125168784%
OH310	Champaign County, Ohio	0.2269483026%
OH311	Champion Township, Ohio	0.0283714840%
OH312	Chardon City, Ohio	0.0479405386%
OH313	Chardon Township, Ohio	0.0039336317%

State ID	Qualifying Subdivision	Consolidated State Allocation
OH314	Charlestown Township, Ohio	0.0000121872%
OH315	Chatfield Township, Ohio	0.0008265878%
OH316	Chatfield Village, Ohio	0.0000870092%
OH317	Chatham Township, Ohio	0.0003778818%
OH318	Chauncey Village, Ohio	0.0000833751%
OH319	Cherry Fork Village, Ohio	0.0004264208%
OH320	Cherry Valley Township, Ohio	0.0004696334%
OH321	Chesapeake Village, Ohio	0.0021905725%
OH322	Cheshire Township, Ohio	0.0010496489%
OH323	Cheshire Village, Ohio	0.0001686936%
OH324	Chester Township, Clinton County, Ohio	0.0019181224%
OH325	Chester Township, Geauga County, Ohio	0.0252766944%
OH326	Chester Township, Morrow County, Ohio	0.0005136587%
OH327	Chester Township, Wayne County, Ohio	0.0004213956%
OH328	Chesterhill Village, Ohio	0.0000958805%
OH329	Chesterville Village, Ohio	0.0000531371%
OH330	Cheviot City, Ohio	0.0177109500%
OH331	Chickasaw Village, Ohio	0.0003251707%
OH332	Chillicothe City, Ohio	0.3116747707%
OH333	Chilo Village, Ohio	0.0001537865%
OH334	Chippewa Lake Village, Ohio	0.0005077787%
OH335	Chippewa Township, Ohio	0.0025863636%
OH336	Christiansburg Village, Ohio	0.0002537744%
OH337	Cincinnati City, Ohio	1.9225774768%
OH338	Circleville City, Ohio	0.3452050773%
OH339	Circleville Township, Ohio	0.0006412839%
OH340	Claibourne Township, Ohio	0.0000211028%
OH341	Claridon Township, Ohio	0.0025745668%
OH342	Clarington Village, Ohio	0.0000498724%
OH343	Clark County, Ohio	1.2151983585%
OH344	Clark Township, Brown County, Ohio	0.0053640868%
OH345	Clark Township, Clinton County, Ohio	0.0010928837%
OH346	Clarksburg Village, Ohio	0.0000295119%
OH347	Clarksfield Township, Ohio	0.0007412517%
OH348	Clarksville Village, Ohio	0.0004237712%
OH349	Clay Center Village, Ohio	0.0000618280%
OH350	Clay Township, Auglaize County, Ohio	0.0004451307%
OH351	Clay Township, Highland County, Ohio	0.0003613635%
OH352	Clay Township, Montgomery County, Ohio	0.0058148642%

State ID	Qualifying Subdivision	Consolidated State Allocation
OH353	Clay Township, Muskingum County, Ohio	0.0004012369%
OH354	Clay Township, Ottawa County, Ohio	0.0026311263%
OH355	Clay Township, Scioto County, Ohio	0.0064826249%
OH356	Clay Township, Tuscarawas County, Ohio	0.0000492680%
OH357	Clayton City, Ohio	0.0375148659%
OH358	Clayton Township, Ohio	0.0004303120%
OH359	Clear Creek Township, Ohio	0.0874295648%
OH360	Clearcreek Township, Ohio	0.0010918129%
OH361	Clermont County, Ohio	1.9148422650%
OH362	Cleveland City, Ohio	1.8006406770%
OH363	Cleveland Heights City, Ohio	0.0861404621%
OH364	Cleves Village, Ohio	0.0031981583%
OH365	Clifton Village, Ohio	0.0002996729%
OH366	Clinton County, Ohio	0.4003299792%
OH367	Clinton Township, Franklin County, Ohio	0.0107832149%
OH368	Clinton Township, Fulton County, Ohio	0.0006481787%
OH369	Clinton Township, Seneca County, Ohio	0.0007420064%
OH370	Clinton Township, Shelby County, Ohio	0.0005501831%
OH371	Clinton Township, Vinton County, Ohio	0.0002860993%
OH372	Clinton Township, Wayne County, Ohio	0.0001933007%
OH373	Clinton Village, Ohio	0.0011373034%
OH374	Cloverdale Village, Ohio	0.0001986809%
OH375	Clyde City, Ohio	0.0219912947%
OH376	Coal Grove Village, Ohio	0.0050070228%
OH377	Coal Township, Jackson County, Ohio	0.0004972699%
OH378	Coal Township, Perry County, Ohio	0.0003550074%
OH379	Coalton Village, Ohio	0.0024310971%
OH380	Coitsville Township, Ohio	0.0048028536%
OH381	Coldwater Village, Ohio	0.0054593322%
OH382	Colerain Township, Belmont County, Ohio	0.0006046108%
OH383	Colerain Township, Hamilton County, Ohio	0.1398087860%
OH384	College Corner Village, Ohio	0.0022611881%
OH385	College Township, Ohio	0.0028608916%
OH386	Columbia Township, Hamilton County, Ohio	0.0091268592%

State ID	Qualifying Subdivision	Consolidated State Allocation
OH387	Columbia Township, Lorain County, Ohio	0.0044508068%
OH388	Columbia Township, Meigs County, Ohio	0.0000676625%
OH389	Columbiana City, Ohio	0.0212455929%
OH390	Columbiana County, Ohio	0.6832396894%
OH391	Columbus City, Ohio	4.0358741733%
OH392	Columbus Grove Village, Ohio	0.0013907661%
OH393	Commercial Point Village, Ohio	0.0008841945%
OH394	Concord Township, Delaware County, Ohio	0.0132064120%
OH395	Concord Township, Fayette County, Ohio	0.0003201811%
OH396	Concord Township, Highland County, Ohio	0.0000677557%
OH397	Concord Township, Lake County, Ohio	0.0329119594%
OH398	Concord Township, Miami County, Ohio	0.0048266640%
OH399	Concord Township, Ross County, Ohio	0.0034233759%
OH400	Conesville Village, Ohio	0.0001949904%
OH401	Congress Township, Morrow County, Ohio	0.0000354247%
OH402	Congress Township, Wayne County, Ohio	0.0000386601%
OH403	Congress Village, Ohio	0.0001394121%
OH404	Conneaut City, Ohio	0.0500864015%
OH405	Continental Village, Ohio	0.0013742094%
OH406	Convoy Village, Ohio	0.0015735393%
OH407	Coolville Village, Ohio	0.0002918128%
OH408	Copley Township, Ohio	0.0644889601%
OH409	Corning Village, Ohio	0.0010865378%
OH410	Cortland City, Ohio	0.0349699000%
OH411	Corwin Village, Ohio	0.0004993129%
OH412	Coshocton City, Ohio	0.0177337984%
OH413	Coshocton County, Ohio	0.1889793769%
OH414	Coventry Township, Ohio	0.0112670146%
OH415	Covington Village, Ohio	0.0077226624%
OH416	Craig Beach Village, Ohio	0.0004176394%
OH417	Cranberry Township, Ohio	0.0001631423%
OH418	Crane Township, Paulding County, Ohio	0.0001169477%
OH419	Crane Township, Wyandot County, Ohio	0.0005667045%
OH420	Crawford County, Ohio	0.2595376809%
OH421	Crawford Township, Coshocton County, Ohio	0.0002372670%

State ID	Qualifying Subdivision	Consolidated State Allocation
OH422	Crawford Township, Wyandot County, Ohio	0.0001079437%
OH423	Crestline Village, Ohio	0.0166501207%
OH424	Creston Village, Ohio	0.0007596505%
OH425	Cridersville Village, Ohio	0.0045581388%
OH426	Crooksville Village, Ohio	0.0043353934%
OH427	Crosby Township, Ohio	0.0044757516%
OH428	Cross Creek Township, Ohio	0.0061202713%
OH429	Crown City Village, Ohio	0.0005435682%
OH430	Cumberland Village, Ohio	0.0007050617%
OH431	Custar Village, Ohio	0.0000244893%
OH432	Cuyahoga Falls City, Ohio	0.1811685822%
OH433	Cuyahoga Heights Village, Ohio	0.0193798260%
OH434	Cygnets Village, Ohio	0.0002510158%
OH435	Cynthian Township, Ohio	0.0000266218%
OH436	Dallas Township, Ohio	0.0001522662%
OH437	Dalton Village, Ohio	0.0011945985%
OH438	Damascus Township, Ohio	0.0007850761%
OH439	Danbury Township, Ohio	0.0038539475%
OH440	Danville Village, Ohio	0.0021828768%
OH441	Darby Township, Madison County, Ohio	0.0011346056%
OH442	Darby Township, Union County, Ohio	0.0004220559%
OH443	Darbyville Village, Ohio	0.0000242911%
OH444	Darke County, Ohio	0.2651621760%
OH445	Dayton City, Ohio	1.3353086202%
OH446	De Graff Village, Ohio	0.0013067754%
OH447	Decatur Township, Lawrence County, Ohio	0.0001043130%
OH448	Decatur Township, Washington County, Ohio	0.0001169753%
OH449	Deer Park City, Ohio	0.0107468140%
OH450	Deercreek Township, Ohio	0.0004275226%
OH451	Deerfield Township, Portage County, Ohio	0.0008693556%
OH452	Deerfield Township, Ross County, Ohio	0.0015346168%
OH453	Deerfield Township, Warren County, Ohio	0.1151454582%
OH454	Deersville Village, Ohio	0.0000209231%
OH455	Defiance City, Ohio	0.0658767007%
OH456	Defiance County, Ohio	0.1709704524%
OH457	Defiance Township, Ohio	0.0007172505%
OH458	Delaware City, Ohio	0.1151374756%
OH459	Delaware County, Ohio	0.4816174702%
OH460	Delaware Township, Defiance County, Ohio	0.0015007088%

State ID	Qualifying Subdivision	Consolidated State Allocation
OH461	Delaware Township, Delaware County, Ohio	0.0075064553%
OH462	Delaware Township, Hancock County, Ohio	0.0001335254%
OH463	Delhi Township, Ohio	0.0630446356%
OH464	Dellroy Village, Ohio	0.0002505477%
OH465	Delphos City, Ohio	0.0171051813%
OH466	Delta Village, Ohio	0.0085241620%
OH467	Dennison Village, Ohio	0.0062570335%
OH468	Deshler Village, Ohio	0.0009475056%
OH469	Dexter City Village, Ohio	0.0000689910%
OH470	Dillonvale Village, Ohio	0.0012431801%
OH471	Dinsmore Township, Ohio	0.0004170743%
OH472	Dodson Township, Ohio	0.0105924667%
OH473	Donnelsville Village, Ohio	0.0002721853%
OH474	Dorset Township, Ohio	0.0001174083%
OH475	Dover City, Ohio	0.0416708574%
OH476	Dover Township, Athens County, Ohio	0.0005002505%
OH477	Dover Township, Tuscarawas County, Ohio	0.0000886824%
OH478	Dover Township, Union County, Ohio	0.0005124965%
OH479	Doylestown Village, Ohio	0.0020721837%
OH480	Dresden Village, Ohio	0.0028086586%
OH481	Dublin City, Ohio	0.0949912950%
OH482	Dublin Township, Ohio	0.0004331371%
OH483	Duchouquet Township, Ohio	0.0010861190%
OH484	Dunham Township, Ohio	0.0004344797%
OH485	Dunkirk Village, Ohio	0.0005233559%
OH486	Dupont Village, Ohio	0.0006622696%
OH487	Eagle Township, Brown County, Ohio	0.0090538344%
OH488	Eagle Township, Vinton County, Ohio	0.0002210767%
OH489	East Canton Village, Ohio	0.0024838727%
OH490	East Cleveland City, Ohio	0.0558083674%
OH491	East Liverpool City, Ohio	0.0368861843%
OH492	East Palestine Village, Ohio	0.0165861370%
OH493	East Sparta Village, Ohio	0.0004354199%
OH494	East Union Township, Ohio	0.0003556733%
OH495	Eastlake City, Ohio	0.0700788770%
OH496	Eaton City, Ohio	0.0615604375%
OH497	Eaton Township, Ohio	0.0004480024%
OH498	Eden Township, Licking County, Ohio	0.0004448138%
OH499	Eden Township, Seneca County, Ohio	0.0001102982%

State ID	Qualifying Subdivision	Consolidated State Allocation
OH500	Eden Township, Wyandot County, Ohio	0.0000944507%
OH501	Edgerton Village, Ohio	0.0042354308%
OH502	Edinburg Township, Ohio	0.0011740363%
OH503	Edison Village, Ohio	0.0001948360%
OH504	Edon Village, Ohio	0.0013908558%
OH505	Eldorado Village, Ohio	0.0003273621%
OH506	Elgin Village, Ohio	0.0000619504%
OH507	Elida Village, Ohio	0.0011181382%
OH508	Elizabeth Township, Lawrence County, Ohio	0.0009562023%
OH509	Elizabeth Township, Miami County, Ohio	0.0000454274%
OH510	Elk Township, Noble County, Ohio	0.0000344955%
OH511	Elk Township, Vinton County, Ohio	0.0002600903%
OH512	Elkrun Township, Ohio	0.0004259682%
OH513	Ellsworth Township, Ohio	0.0001965362%
OH514	Elmore Village, Ohio	0.0016556174%
OH515	Elmwood Place Village, Ohio	0.0045008025%
OH516	Elyria City, Ohio	0.2638149975%
OH517	Elyria Township, Ohio	0.0007693955%
OH518	Empire Village, Ohio	0.0010041070%
OH519	Englewood City, Ohio	0.0628005329%
OH520	Enon Village, Ohio	0.0038378123%
OH521	Erie County, Ohio	0.4532438208%
OH522	Erie Township, Ohio	0.0006045408%
OH523	Euclid City, Ohio	0.0936790366%
OH524	Evendale Village, Ohio	0.0340357530%
OH525	Fairborn City, Ohio	0.1544298717%
OH526	Fairfax Village, Ohio	0.0079411190%
OH527	Fairfield City, Ohio	0.2893759753%
OH528	Fairfield County, Ohio	0.6244843622%
OH529	Fairfield Township, Butler County, Ohio	0.0801075425%
OH530	Fairfield Township, Columbiana County, Ohio	0.0024759402%
OH531	Fairfield Township, Huron County, Ohio	0.0006726173%
OH532	Fairfield Township, Tuscarawas County, Ohio	0.0004138510%
OH533	Fairfield Township, Washington County, Ohio	0.0000501323%
OH534	Fairlawn City, Ohio	0.0675346202%
OH535	Fairport Harbor Village, Ohio	0.0091069372%
OH536	Fairview Park City, Ohio	0.0218966352%
OH537	Fairview Village, Ohio	0.0000924858%

State ID	Qualifying Subdivision	Consolidated State Allocation
OH538	Falls Township, Hocking County, Ohio	0.0002873384%
OH539	Falls Township, Muskingum County, Ohio	0.0022068032%
OH540	Farmer Township, Ohio	0.0002869002%
OH541	Farmersville Village, Ohio	0.0013667928%
OH542	Farmington Township, Ohio	0.0015345154%
OH543	Fayette County, Ohio	0.2554820842%
OH544	Fayette Township, Ohio	0.0013386832%
OH545	Fayette Village, Ohio	0.0012352086%
OH546	Fayetteville Village, Ohio	0.0029455968%
OH547	Fearing Township, Ohio	0.0004177690%
OH548	Felicity Village, Ohio	0.0030684641%
OH549	Findlay City, Ohio	0.1162163280%
OH550	Fitchville Township, Ohio	0.0003431721%
OH551	Flatrock Township, Ohio	0.0001691974%
OH552	Fletcher Village, Ohio	0.0012151836%
OH553	Florence Township, Erie County, Ohio	0.0013194115%
OH554	Florence Township, Williams County, Ohio	0.0002671700%
OH555	Florida Village, Ohio	0.0015566164%
OH556	Flushing Township, Ohio	0.0005905501%
OH557	Flushing Village, Ohio	0.0004640036%
OH558	Forest Park City, Ohio	0.0861415180%
OH559	Forest Village, Ohio	0.0023324226%
OH560	Fort Jennings Village, Ohio	0.0004221969%
OH561	Fort Loramie Village, Ohio	0.0012778446%
OH562	Fort Recovery Village, Ohio	0.0009926059%
OH563	Fostoria City, Ohio	0.0512205361%
OH564	Fowler Township, Ohio	0.0047569976%
OH565	Frankfort Village, Ohio	0.0079678326%
OH566	Franklin City, Ohio	0.0535002847%
OH567	Franklin County, Ohio	5.7883029997%
OH568	Franklin Township, Adams County, Ohio	0.0010014012%
OH569	Franklin Township, Brown County, Ohio	0.0023874837%
OH570	Franklin Township, Clermont County, Ohio	0.0034132353%
OH571	Franklin Township, Columbiana County, Ohio	0.0006123293%
OH572	Franklin Township, Coshocton County, Ohio	0.0002449208%
OH573	Franklin Township, Darke County, Ohio	0.0004797868%
OH574	Franklin Township, Franklin County, Ohio	0.0440874644%

State ID	Qualifying Subdivision	Consolidated State Allocation
OH575	Franklin Township, Fulton County, Ohio	0.0000733787%
OH576	Franklin Township, Jackson County, Ohio	0.0003038871%
OH577	Franklin Township, Mercer County, Ohio	0.0012091744%
OH578	Franklin Township, Portage County, Ohio	0.0001990581%
OH579	Franklin Township, Richland County, Ohio	0.0008563765%
OH580	Franklin Township, Shelby County, Ohio	0.0011802315%
OH581	Franklin Township, Tuscarawas County, Ohio	0.0031235899%
OH582	Franklin Township, Warren County, Ohio	0.0035372089%
OH583	Frazeysburg Village, Ohio	0.0003209896%
OH584	Fredericksburg Village, Ohio	0.0001198464%
OH585	Fredericktown Village, Ohio	0.0055729507%
OH586	Freedom Township, Portage County, Ohio	0.0004265530%
OH587	Freedom Township, Wood County, Ohio	0.0012305895%
OH588	Freeport Township, Ohio	0.0002576440%
OH589	Freeport Village, Ohio	0.0001049661%
OH590	Fremont City, Ohio	0.0724844646%
OH591	Fulton County, Ohio	0.1830065436%
OH592	Fulton Village, Ohio	0.0001234266%
OH593	Fultonham Village, Ohio	0.0000100309%
OH594	Gahanna City, Ohio	0.0724048588%
OH595	Galena Village, Ohio	0.0001402305%
OH596	Galion City, Ohio	0.0440049221%
OH597	Gallia County, Ohio	0.3272280412%
OH598	Gallipolis Village, Ohio	0.0421733929%
OH599	Gambier Village, Ohio	0.0019348227%
OH600	Gann Village, Ohio	0.0000330739%
OH601	Garfield Heights City, Ohio	0.0512449222%
OH602	Garrettsville Village, Ohio	0.0040959299%
OH603	Gaspar Township, Ohio	0.0060234621%
OH604	Gates Mills Village, Ohio	0.0065784730%
OH605	Geauga County, Ohio	0.4034987358%
OH606	Geneva City, Ohio	0.0306905423%
OH607	Geneva Township, Ohio	0.0015497902%
OH608	Geneva-On-The-Lake Village, Ohio	0.0052011898%
OH609	Genoa Township, Ohio	0.0490971668%
OH610	Genoa Village, Ohio	0.0023769444%
OH611	Georgetown Village, Ohio	0.0263243336%

State ID	Qualifying Subdivision	Consolidated State Allocation
OH612	German Township, Auglaize County, Ohio	0.0003115915%
OH613	German Township, Clark County, Ohio	0.0120986353%
OH614	German Township, Fulton County, Ohio	0.0012718979%
OH615	German Township, Harrison County, Ohio	0.0002671864%
OH616	German Township, Montgomery County, Ohio	0.0069298793%
OH617	Germantown City, Ohio	0.0166173231%
OH618	Gettysburg Village, Ohio	0.0016993673%
OH619	Gibson Township, Ohio	0.0000992606%
OH620	Gibsonburg Village, Ohio	0.0033999699%
OH621	Gilboa Village, Ohio	0.0001572890%
OH622	Gilead Township, Ohio	0.0002952061%
OH623	Girard City, Ohio	0.0699056997%
OH624	Glandorf Village, Ohio	0.0007698884%
OH625	Glendale Village, Ohio	0.0089682038%
OH626	Glenford Village, Ohio	0.0004004647%
OH627	Glenmont Village, Ohio	0.0000756142%
OH628	Glenwillow Village, Ohio	0.0043105790%
OH629	Gloria Glens Park Village, Ohio	0.0002361762%
OH630	Glouster Village, Ohio	0.0025846274%
OH631	Gnadenhutten Village, Ohio	0.0020889623%
OH632	Golf Manor Village, Ohio	0.0149804075%
OH633	Good Hope Township, Ohio	0.0000544952%
OH634	Gordon Village, Ohio	0.0000369067%
OH635	Gorham Township, Ohio	0.0003913532%
OH636	Goshen Township, Auglaize County, Ohio	0.0000178052%
OH637	Goshen Township, Belmont County, Ohio	0.0007592787%
OH638	Goshen Township, Champaign County, Ohio	0.0009305060%
OH639	Goshen Township, Clermont County, Ohio	0.0551461609%
OH640	Goshen Township, Hardin County, Ohio	0.0002665626%
OH641	Goshen Township, Mahoning County, Ohio	0.0098390939%
OH642	Goshen Township, Tuscarawas County, Ohio	0.0000492680%
OH643	Grafton Township, Ohio	0.0022594905%
OH644	Grafton Village, Ohio	0.0066908189%
OH645	Grand Prairie Township, Ohio	0.0006880499%
OH646	Grand Rapids Township, Ohio	0.0003306061%
OH647	Grand Rapids Village, Ohio	0.0005020315%
OH648	Grand River Village, Ohio	0.0044444886%

State ID	Qualifying Subdivision	Consolidated State Allocation
OH649	Grand Township, Ohio	0.0000371919%
OH650	Grandview Heights City, Ohio	0.0363742583%
OH651	Grandview Township, Ohio	0.0005932320%
OH652	Granger Township, Ohio	0.0028459226%
OH653	Granville Township, Licking County, Ohio	0.0126030583%
OH654	Granville Township, Mercer County, Ohio	0.0015971931%
OH655	Granville Village, Ohio	0.0103882561%
OH656	Gratiot Village, Ohio	0.0002067581%
OH657	Gratis Village, Ohio	0.0064162966%
OH658	Graysville Village, Ohio	0.0000309746%
OH659	Green Camp Township, Ohio	0.0011901403%
OH660	Green Camp Village, Ohio	0.0002045554%
OH661	Green City, Ohio	0.0847580205%
OH662	Green Creek Township, Ohio	0.0006872280%
OH663	Green Springs Village, Ohio	0.0016423298%
OH664	Green Township, Adams County, Ohio	0.0000263527%
OH665	Green Township, Brown County, Ohio	0.0034727036%
OH666	Green Township, Clark County, Ohio	0.0007485095%
OH667	Green Township, Clinton County, Ohio	0.0001561262%
OH668	Green Township, Fayette County, Ohio	0.0001235787%
OH669	Green Township, Gallia County, Ohio	0.0009184428%
OH670	Green Township, Hamilton County, Ohio	0.0953852812%
OH671	Green Township, Harrison County, Ohio	0.0005725423%
OH672	Green Township, Hocking County, Ohio	0.0033142996%
OH673	Green Township, Mahoning County, Ohio	0.0033902496%
OH674	Green Township, Monroe County, Ohio	0.0000062341%
OH675	Green Township, Ross County, Ohio	0.0105357346%
OH676	Green Township, Scioto County, Ohio	0.0218077775%
OH677	Green Township, Shelby County, Ohio	0.0000621174%
OH678	Greene County, Ohio	0.9063855073%
OH679	Greene Township, Ohio	0.0000341003%
OH680	Greenfield Township, Fairfield County, Ohio	0.0084982150%

State ID	Qualifying Subdivision	Consolidated State Allocation
OH681	Greenfield Township, Huron County, Ohio	0.0011256045%
OH682	Greenfield Village, Ohio	0.0148836578%
OH683	Greenhills Village, Ohio	0.0082250286%
OH684	Greensburg Township, Ohio	0.0001324539%
OH685	Greenville City, Ohio	0.0550893674%
OH686	Greenville Township, Ohio	0.0140737464%
OH687	Greenwich Village, Ohio	0.0017844949%
OH688	Groton Township, Ohio	0.0005921768%
OH689	Grove City, Ohio	0.0733060057%
OH690	Groveport City, Ohio	0.0125549613%
OH691	Grover Hill Village, Ohio	0.0001863854%
OH692	Guernsey County, Ohio	0.2910222727%
OH693	Guilford Township, Ohio	0.0060579183%
OH694	Gustavus Township, Ohio	0.0000511505%
OH695	Guyan Township, Ohio	0.0003561309%
OH696	Hambden Township, Ohio	0.0039432026%
OH697	Hamden Village, Ohio	0.0009493296%
OH698	Hamer Township, Ohio	0.0000451704%
OH699	Hamersville Village, Ohio	0.0007131445%
OH700	Hamilton City, Ohio	0.6764224012%
OH701	Hamilton County, Ohio	5.8561869769%
OH702	Hamilton Township, Franklin County, Ohio	0.0255910434%
OH703	Hamilton Township, Jackson County, Ohio	0.0005248960%
OH704	Hamilton Township, Lawrence County, Ohio	0.0009909733%
OH705	Hamilton Township, Warren County, Ohio	0.0450761424%
OH706	Hamler Village, Ohio	0.0004060738%
OH707	Hancock County, Ohio	0.2855617267%
OH708	Hanging Rock Village, Ohio	0.0019993320%
OH709	Hanover Township, Butler County, Ohio	0.0098235954%
OH710	Hanover Township, Columbiana County, Ohio	0.0013178391%
OH711	Hanover Township, Licking County, Ohio	0.0043184009%
OH712	Hanover Village, Ohio	0.0008062251%
OH713	Hanoverton Village, Ohio	0.0010440744%
OH714	Harbor View Village, Ohio	0.0001526700%
OH715	Hardin County, Ohio	0.2235793641%
OH716	Harding Township, Ohio	0.0000272955%
OH717	Hardy Township, Ohio	0.0013901375%
OH718	Harlan Township, Ohio	0.0030485156%
OH719	Harlem Township, Ohio	0.0049245646%
OH720	Harmony Township, Clark County, Ohio	0.0018916876%

State ID	Qualifying Subdivision	Consolidated State Allocation
OH721	Harmony Township, Morrow County, Ohio	0.0001180824%
OH722	Harpersfield Township, Ohio	0.0005048559%
OH723	Harpster Village, Ohio	0.0000822938%
OH724	Harris Township, Ohio	0.0004190567%
OH725	Harrisburg Village, Ohio	0.0002978367%
OH726	Harrison City, Ohio	0.0560804997%
OH727	Harrison County, Ohio	0.0770641930%
OH728	Harrison Township, Champaign County, Ohio	0.0001374611%
OH729	Harrison Township, Gallia County, Ohio	0.0002811560%
OH730	Harrison Township, Hamilton County, Ohio	0.0022712769%
OH731	Harrison Township, Henry County, Ohio	0.0000203037%
OH732	Harrison Township, Knox County, Ohio	0.0000165369%
OH733	Harrison Township, Licking County, Ohio	0.0003058095%
OH734	Harrison Township, Vinton County, Ohio	0.0000199508%
OH735	Harrison Township, Montgomery County, Ohio	0.0328749640%
OH736	Harrison Township, Muskingum County, Ohio	0.0004112679%
OH737	Harrison Township, Paulding County, Ohio	0.0000657831%
OH738	Harrison Township, Perry County, Ohio	0.0020762554%
OH739	Harrison Township, Pickaway County, Ohio	0.0068306454%
OH740	Harrison Township, Preble County, Ohio	0.0015877060%
OH741	Harrison Township, Scioto County, Ohio	0.0071650064%
OH742	Harrison Township, Van Wert County, Ohio	0.0001858511%
OH743	Harrison Township, Vinton County, Ohio	0.0005201806%
OH744	Harrisville Township, Ohio	0.0067192115%
OH745	Harrisville Village, Ohio	0.0000619645%
OH746	Harrod Village, Ohio	0.0000673593%
OH747	Harrison Township, Vinton County, Ohio	0.0007413564%
OH748	Hartford Township, Trumbull County, Ohio	0.0014833648%
OH749	Hartford Village, Ohio	0.0002502078%
OH750	Hartland Township, Ohio	0.0000960882%

State ID	Qualifying Subdivision	Consolidated State Allocation
OH751	Hartsgrove Township, Ohio	0.0005870417%
OH752	Hartville Village, Ohio	0.0099058031%
OH753	Harveysburg Village, Ohio	0.0012100978%
OH754	Haskins Village, Ohio	0.0008938610%
OH755	Haviland Village, Ohio	0.0000511646%
OH756	Hayesville Village, Ohio	0.0000894727%
OH757	Heath City, Ohio	0.0429986695%
OH758	Hebron Village, Ohio	0.0150402674%
OH759	Helena Village, Ohio	0.0000542548%
OH760	Hemlock Village, Ohio	0.0003549573%
OH761	Henrietta Township, Ohio	0.0004674808%
OH762	Henry County, Ohio	0.1089766836%
OH763	Hicksville Township, Ohio	0.0002096578%
OH764	Hicksville Village, Ohio	0.0077242363%
OH765	Higginsport Village, Ohio	0.0015866304%
OH766	Highland County, Ohio	0.3882850462%
OH767	Highland Heights City, Ohio	0.0224853394%
OH768	Highland Hills Village, Ohio	0.0015764629%
OH769	Highland Township, Defiance County, Ohio	0.0027365866%
OH770	Highland Township, Muskingum County, Ohio	0.0001705257%
OH771	Highland Village, Ohio	0.0000677557%
OH772	Hilliard City, Ohio	0.0500136505%
OH773	Hills and Dales Village, Ohio	0.0006069453%
OH774	Hillsboro City, Ohio	0.0707143136%
OH775	Hinckley Township, Ohio	0.0165323306%
OH776	Hiram Township, Ohio	0.0008287315%
OH777	Hiram Village, Ohio	0.0032539898%
OH778	Hocking County, Ohio	0.2559590488%
OH779	Holgate Village, Ohio	0.0002774838%
OH780	Holiday City Village, Ohio	0.0000613051%
OH781	Holland Village, Ohio	0.0097536077%
OH782	Hollansburg Village, Ohio	0.0003567645%
OH783	Holloway Village, Ohio	0.0002671536%
OH784	Holmes County, Ohio	0.1337033098%
OH785	Holmes Township, Ohio	0.0003480370%
OH786	Holmesville Village, Ohio	0.0000436236%
OH787	Homer Township, Medina County, Ohio	0.0010864103%
OH788	Homer Township, Morgan County, Ohio	0.0001820827%
OH789	Hopedale Village, Ohio	0.0002767288%
OH790	Hopewell Township, Licking County, Ohio	0.0002502078%
OH791	Hopewell Township, Muskingum County, Ohio	0.0007422883%
OH792	Hopewell Township, Perry County, Ohio	0.0012909360%

State ID	Qualifying Subdivision	Consolidated State Allocation
OH793	Hopewell Township, Seneca County, Ohio	0.0001303525%
OH794	Howard Township, Ohio	0.0000496108%
OH795	Howland Township, Ohio	0.0502639031%
OH796	Hoytville Village, Ohio	0.0002378935%
OH797	Hubbard City, Ohio	0.0289341396%
OH798	Hubbard Township, Ohio	0.0153110532%
OH799	Huber Heights City, Ohio	0.1252489167%
OH800	Hudson City, Ohio	0.0660214283%
OH801	Hunting Valley Village, Ohio	0.0076690112%
OH802	Huntington Township, Brown County, Ohio	0.0072244638%
OH803	Huntington Township, Ross County, Ohio	0.0066106570%
OH804	Huntsburg Township, Ohio	0.0006508198%
OH805	Huntsville Village, Ohio	0.0008479077%
OH806	Huron City, Ohio	0.0302737409%
OH807	Huron County, Ohio	0.3638859630%
OH808	Huron Township, Ohio	0.0007791800%
OH809	Independence City, Ohio	0.0311578609%
OH810	Independence Township, Ohio	0.0000751984%
OH811	Irondale Village, Ohio	0.0001593821%
OH812	Ironton City, Ohio	0.0888572696%
OH813	Island Creek Township, Ohio	0.0026616805%
OH814	Israel Township, Ohio	0.0004746750%
OH815	Ithaca Village, Ohio	0.0003813690%
OH816	Jackson Center Village, Ohio	0.0015263144%
OH817	Jackson City, Ohio	0.0556665988%
OH818	Jackson County, Ohio	0.4838159524%
OH819	Jackson Township, Allen County, Ohio	0.0004227108%
OH820	Jackson Township, Ashland County, Ohio	0.0000162678%
OH821	Jackson Township, Auglaize County, Ohio	0.0003115915%
OH822	Jackson Township, Brown County, Ohio	0.0004961005%
OH823	Jackson Township, Clermont County, Ohio	0.0014652778%
OH824	Jackson Township, Coshocton County, Ohio	0.0005510719%
OH825	Jackson Township, Crawford County, Ohio	0.0000108762%
OH826	Jackson Township, Franklin County, Ohio	0.0661350150%
OH827	Jackson Township, Guernsey County, Ohio	0.0010334405%
OH828	Jackson Township, Hardin County, Ohio	0.0015327348%

State ID	Qualifying Subdivision	Consolidated State Allocation
OH829	Jackson Township, Highland County, Ohio	0.0000451704%
OH830	Jackson Township, Jackson County, Ohio	0.0001105044%
OH831	Jackson Township, Mahoning County, Ohio	0.0058960862%
OH832	Jackson Township, Monroe County, Ohio	0.0000561065%
OH833	Jackson Township, Montgomery County, Ohio	0.0086323757%
OH834	Jackson Township, Muskingum County, Ohio	0.0011435253%
OH835	Jackson Township, Noble County, Ohio	0.0001207342%
OH836	Jackson Township, Monroe County, Ohio	0.0001534939%
OH837	Jackson Township, Pickaway County, Ohio	0.0001894702%
OH838	Jackson Township, Pike County, Ohio	0.0004309715%
OH839	Jackson Township, Richland County, Ohio	0.0004638706%
OH840	Jackson Township, Sandusky County, Ohio	0.0004340387%
OH841	Jackson Township, Seneca County, Ohio	0.0004311659%
OH842	Jackson Township, Shelby County, Ohio	0.0013665838%
OH843	Jackson Township, Stark County, Ohio	0.1371869620%
OH844	Jackson Township, Union County, Ohio	0.0001416902%
OH845	Jackson Township, Vinton County, Ohio	0.0000910316%
OH846	Jackson Township, Wood County, Ohio	0.0001346914%
OH847	Jackson Township, Wyandot County, Ohio	0.0001214367%
OH848	Jacksonburg Village, Ohio	0.0002870780%
OH849	Jacksonville Village, Ohio	0.0008441727%
OH850	Jamestown Village, Ohio	0.0034877253%
OH851	Jefferson County, Ohio	0.6622324840%
OH852	Jefferson Township, Adams County, Ohio	0.0007642272%
OH853	Jefferson Township, Brown County, Ohio	0.0006821382%
OH854	Jefferson Township, Clinton County, Ohio	0.0014720474%

State ID	Qualifying Subdivision	Consolidated State Allocation
OH855	Jefferson Township, Coshocton County, Ohio	0.0000612302%
OH856	Jefferson Township, Crawford County, Ohio	0.0004567985%
OH857	Jefferson Township, Fayette County, Ohio	0.0005898074%
OH858	Jefferson Township, Franklin County, Ohio	0.0261561693%
OH859	Jefferson Township, Greene County, Ohio	0.0000619123%
OH860	Jefferson Township, Guernsey County, Ohio	0.0000679895%
OH861	Jefferson Township, Jackson County, Ohio	0.0000828783%
OH862	Jefferson Township, Knox County, Ohio	0.0006284039%
OH863	Jefferson Township, Logan County, Ohio	0.0002493846%
OH864	Jefferson Township, Madison County, Ohio	0.0262668976%
OH865	Jefferson Township, Montgomery County, Ohio	0.0133322246%
OH866	Jefferson Township, Muskingum County, Ohio	0.0005015462%
OH867	Jefferson Township, Noble County, Ohio	0.0000172477%
OH868	Jefferson Township, Preble County, Ohio	0.0008020371%
OH869	Jefferson Township, Richland County, Ohio	0.0017662765%
OH870	Jefferson Township, Ross County, Ohio	0.0009148677%
OH871	Jefferson Township, Scioto County, Ohio	0.0036109358%
OH872	Jefferson Township, Tuscarawas County, Ohio	0.0008079949%
OH873	Jefferson Township, Williams County, Ohio	0.0002200224%
OH874	Jefferson Village, Ohio	0.0039566613%
OH875	Jeffersonville Village, Ohio	0.0000112344%
OH876	Jenera Village, Ohio	0.0001194701%
OH877	Jennings Township, Ohio	0.0002731862%
OH878	Jerome Township, Ohio	0.0044044550%
OH879	Jeromesville Village, Ohio	0.0003085668%
OH880	Jerry City Village, Ohio	0.0003417298%
OH881	Jersey Township, Ohio	0.0017699883%
OH882	Jerusalem Township, Ohio	0.0021563480%
OH883	Jerusalem Village, Ohio	0.0000311703%
OH884	Jewett Village, Ohio	0.0001813051%

State ID	Qualifying Subdivision	Consolidated State Allocation
OH885	Johnson Township, Ohio	0.0002326265%
OH886	Johnston Township, Ohio	0.0002216522%
OH887	Johnstown Village, Ohio	0.0092206199%
OH888	Junction City Village, Ohio	0.0017212480%
OH889	Kalida Village, Ohio	0.0022682733%
OH890	Kelleys Island Village, Ohio	0.0028777715%
OH891	Kent City, Ohio	0.0513285414%
OH892	Kenton City, Ohio	0.0306658035%
OH893	Kettering City, Ohio	0.3384195127%
OH894	Kettlersville Village, Ohio	0.0000266218%
OH895	Killbuck Township, Ohio	0.0002093931%
OH896	Killbuck Village, Ohio	0.0010702314%
OH897	Kingston Township, Ohio	0.0000164977%
OH898	Kingston Village, Ohio	0.0076824625%
OH899	Kingsville Township, Ohio	0.0011036385%
OH900	Kinsman Township, Ohio	0.0020801208%
OH901	Kipton Village, Ohio	0.0000973918%
OH902	Kirby Village, Ohio	0.0000472254%
OH903	Kirkersville Village, Ohio	0.0005560173%
OH904	Kirkwood Township, Ohio	0.0000140607%
OH905	Kirtland City, Ohio	0.0223930205%
OH906	Kirtland Hills Village, Ohio	0.0096850050%
OH907	Knox County, Ohio	0.3115395206%
OH908	Knox Township, Columbiana County, Ohio	0.0005191487%
OH909	Knox Township, Guernsey County, Ohio	0.0002039685%
OH910	Knox Township, Jefferson County, Ohio	0.0010041070%
OH911	Knox Township, Vinton County, Ohio	0.0001170406%
OH912	La Grange Township, Ohio	0.0042170664%
OH913	La Rue Village, Ohio	0.0006694539%
OH914	Lafayette Township, Ohio	0.0073805047%
OH915	Lafayette Village, Ohio	0.0000886329%
OH916	Lagrange Village, Ohio	0.0054247251%
OH917	Lake County, Ohio	1.2794251773%
OH918	Lake Township, Stark County, Ohio	0.0367336076%
OH919	Lake Township, Wood County, Ohio	0.0141058613%
OH920	Lakeline Village, Ohio	0.0000947652%
OH921	Lakemore Village, Ohio	0.0083562888%
OH922	Lakeview Village, Ohio	0.0008279569%
OH923	Lakewood City, Ohio	0.1008106545%
OH924	Lancaster City, Ohio	0.1565040398%
OH925	Latty Township, Ohio	0.0000877108%
OH926	Latty Village, Ohio	0.0000219277%
OH927	Laura Village, Ohio	0.0001135686%

State ID	Qualifying Subdivision	Consolidated State Allocation
OH928	Laurel Township, Ohio	0.0001089904%
OH929	Laurelville Village, Ohio	0.0007183460%
OH930	Lawrence County, Ohio	0.5322395718%
OH931	Lawrence Township, Lawrence County, Ohio	0.0093186258%
OH932	Lawrence Township, Stark County, Ohio	0.0140521883%
OH933	Lawrence Township, Tuscarawas County, Ohio	0.0052322595%
OH934	Lawrence Township, Washington County, Ohio	0.0000334215%
OH935	Lebanon City, Ohio	0.0873597515%
OH936	Lebanon Township, Ohio	0.0004736376%
OH937	Lee Township, Athens County, Ohio	0.0005836255%
OH938	Lee Township, Carroll County, Ohio	0.0000980404%
OH939	Lee Township, Monroe County, Ohio	0.0000872768%
OH940	Leesburg Township, Ohio	0.0001989692%
OH941	Leesburg Village, Ohio	0.0054882077%
OH942	Leesville Village, Ohio	0.0000217868%
OH943	Leetonia Village, Ohio	0.0074544436%
OH944	Leipsic Village, Ohio	0.0030629968%
OH945	Lemon Township, Ohio	0.0041524079%
OH946	Lenox Township, Ohio	0.0002582984%
OH947	Leroy Township, Ohio	0.0053731877%
OH948	Letart Township, Ohio	0.0005413001%
OH949	Lewis Township, Ohio	0.0039998104%
OH950	Lewisburg Village, Ohio	0.0132254277%
OH951	Lewisville Village, Ohio	0.0001745536%
OH952	Lexington Township, Ohio	0.0014349065%
OH953	Lexington Village, Ohio	0.0093220146%
OH954	Liberty Center Village, Ohio	0.0002842517%
OH955	Liberty Township, Adams County, Ohio	0.0005534059%
OH956	Liberty Township, Butler County, Ohio	0.1149425287%
OH957	Liberty Township, Clinton County, Ohio	0.0016058699%
OH958	Liberty Township, Crawford County, Ohio	0.0001413900%
OH959	Liberty Township, Darke County, Ohio	0.0010825959%
OH960	Liberty Township, Delaware County, Ohio	0.0646792482%
OH961	Liberty Township, Guernsey County, Ohio	0.0001631748%

State ID	Qualifying Subdivision	Consolidated State Allocation
OH962	Liberty Township, Hancock County, Ohio	0.0013703927%
OH963	Liberty Township, Hardin County, Ohio	0.0010773571%
OH964	Liberty Township, Henry County, Ohio	0.0006632539%
OH965	Liberty Township, Highland County, Ohio	0.0016487208%
OH966	Liberty Township, Jackson County, Ohio	0.0018785750%
OH967	Liberty Township, Knox County, Ohio	0.0003803498%
OH968	Liberty Township, Licking County, Ohio	0.0000926695%
OH969	Liberty Township, Logan County, Ohio	0.0003591138%
OH970	Liberty Township, Mercer County, Ohio	0.0002526633%
OH971	Liberty Township, Putnam County, Ohio	0.0002235160%
OH972	Liberty Township, Seneca County, Ohio	0.0003409218%
OH973	Liberty Township, Trumbull County, Ohio	0.0688997396%
OH974	Liberty Township, Union County, Ohio	0.0017726349%
OH975	Liberty Township, Wood County, Ohio	0.0002142817%
OH976	Lick Township, Ohio	0.0000552522%
OH977	Licking County, Ohio	0.7119059883%
OH978	Licking Township, Licking County, Ohio	0.0031507646%
OH979	Licking Township, Muskingum County, Ohio	0.0012839582%
OH980	Lima City, Ohio	0.1727455397%
OH981	Limaville Village, Ohio	0.0003869608%
OH982	Lincoln Heights Village, Ohio	0.0083419326%
OH983	Lincoln Township, Ohio	0.0001771237%
OH984	Lindsey Village, Ohio	0.0006510581%
OH985	Linndale Village, Ohio	0.0028091858%
OH986	Lisbon Village, Ohio	0.0009584285%
OH987	Litchfield Township, Ohio	0.0019838797%
OH988	Lithopolis Village, Ohio	0.0014069809%
OH989	Liverpool Township, Columbiana County, Ohio	0.0053112911%
OH990	Liverpool Township, Medina County, Ohio	0.0054202427%
OH991	Lockbourne Village, Ohio	0.0000076368%
OH992	Lockington Village, Ohio	0.0000443696%

State ID	Qualifying Subdivision	Consolidated State Allocation
OH993	Lockland Village, Ohio	0.0146296956%
OH994	Lodi Township, Ohio	0.0003856097%
OH995	Lodi Village, Ohio	0.0068845348%
OH996	Logan City, Ohio	0.0081742815%
OH997	Logan County, Ohio	0.2671308245%
OH998	Logan Township, Ohio	0.0001602471%
OH999	London City, Ohio	0.0432082694%
OH1000	Londonderry Township, Ohio	0.0001223811%
OH1001	Lorain City, Ohio	0.2833225817%
OH1002	Lorain County, Ohio	1.3357776870%
OH1003	Lordstown Village, Ohio	0.0208012082%
OH1004	Lore City Village, Ohio	0.0001903706%
OH1005	Lostcreek Township, Ohio	0.0008063368%
OH1006	Loudon Township, Carroll County, Ohio	0.0003703748%
OH1007	Loudon Township, Seneca County, Ohio	0.0000802169%
OH1008	Loudonville Village, Ohio	0.0063961356%
OH1009	Louisville City, Ohio	0.0170110645%
OH1010	Loveland City, Ohio	0.0476149868%
OH1011	Lowell Village, Ohio	0.0000835538%
OH1012	Lowellville Village, Ohio	0.0039921417%
OH1013	Lower Salem Village, Ohio	0.0000220891%
OH1014	Lucas County, Ohio	3.1972089435%
OH1015	Lucas Village, Ohio	0.0007671706%
OH1016	Luckey Village, Ohio	0.0005693772%
OH1017	Ludlow Falls Village, Ohio	0.0002558525%
OH1018	Ludlow Township, Ohio	0.0000501323%
OH1019	Lykens Township, Ohio	0.0000217523%
OH1020	Lynchburg Village, Ohio	0.0028908592%
OH1021	Lyndhurst City, Ohio	0.0338761729%
OH1022	Lynn Township, Ohio	0.0000111068%
OH1023	Lyons Village, Ohio	0.0001442518%
OH1024	Macedonia City, Ohio	0.0527014847%
OH1025	Macksburg Village, Ohio	0.0000477742%
OH1026	Mad River Township, Champaign County, Ohio	0.0003806616%
OH1027	Mad River Township, Clark County, Ohio	0.0132962505%
OH1028	Madeira City, Ohio	0.0133187012%
OH1029	Madison County, Ohio	0.2562654482%
OH1030	Madison Township, Butler County, Ohio	0.0065436778%
OH1031	Madison Township, Clark County, Ohio	0.0028035083%
OH1032	Madison Township, Columbiana County, Ohio	0.0001863611%
OH1033	Madison Township, Fayette County, Ohio	0.0003651188%

State ID	Qualifying Subdivision	Consolidated State Allocation
OH1034	Madison Township, Franklin County, Ohio	0.0648596631%
OH1035	Madison Township, Guernsey County, Ohio	0.0001087832%
OH1036	Madison Township, Hancock County, Ohio	0.0001546084%
OH1037	Madison Township, Highland County, Ohio	0.0000451704%
OH1038	Madison Township, Lake County, Ohio	0.0185550292%
OH1039	Madison Township, Licking County, Ohio	0.0016124501%
OH1040	Madison Township, Muskingum County, Ohio	0.0000200618%
OH1041	Madison Township, Pickaway County, Ohio	0.0005781272%
OH1042	Madison Township, Richland County, Ohio	0.0162443911%
OH1043	Madison Township, Sandusky County, Ohio	0.0010398844%
OH1044	Madison Township, Scioto County, Ohio	0.0090415557%
OH1045	Madison Township, Williams County, Ohio	0.0001650168%
OH1046	Madison Village, Ohio	0.0069557668%
OH1047	Magnetic Springs Village, Ohio	0.0003286007%
OH1048	Magnolia Village, Ohio	0.0039121470%
OH1049	Mahoning County, Ohio	1.6000258367%
OH1050	Maineville Village, Ohio	0.0020362222%
OH1051	Malaga Township, Ohio	0.0000561065%
OH1052	Malinta Village, Ohio	0.0000609111%
OH1053	Malta Village, Ohio	0.0001392397%
OH1054	Malvern Village, Ohio	0.0005882424%
OH1055	Manchester Township, Ohio	0.0013966912%
OH1056	Manchester Village, Ohio	0.0025562084%
OH1057	Mansfield City, Ohio	0.2140405926%
OH1058	Mantua Township, Ohio	0.0000649985%
OH1059	Mantua Village, Ohio	0.0015884020%
OH1060	Maple Heights City, Ohio	0.0395380059%
OH1061	Marble Cliff Village, Ohio	0.0004658471%
OH1062	Marblehead Village, Ohio	0.0019235388%
OH1063	Marengo Village, Ohio	0.0002597814%
OH1064	Margaretta Township, Ohio	0.0078229674%
OH1065	Mariemont Village, Ohio	0.0153812210%
OH1066	Marietta City, Ohio	0.0852917164%
OH1067	Marietta Township, Ohio	0.0002088845%
OH1068	Marion City, Ohio	0.2496505326%
OH1069	Marion County, Ohio	0.3374233828%

State ID	Qualifying Subdivision	Consolidated State Allocation
OH1070	Marion Township, Allen County, Ohio	0.0001840837%
OH1071	Marion Township, Clinton County, Ohio	0.0020965523%
OH1072	Marion Township, Fayette County, Ohio	0.0007695582%
OH1073	Marion Township, Hardin County, Ohio	0.0006108726%
OH1074	Marion Township, Henry County, Ohio	0.0000947506%
OH1075	Marion Township, Hocking County, Ohio	0.0001634856%
OH1076	Marion Township, Marion County, Ohio	0.0526451142%
OH1077	Marion Township, Mercer County, Ohio	0.0015069562%
OH1078	Marion Township, Pike County, Ohio	0.0001943597%
OH1079	Mark Township, Ohio	0.0001324155%
OH1080	Marlboro Township, Delaware County, Ohio	0.0001979724%
OH1081	Marlboro Township, Stark County, Ohio	0.0048193068%
OH1082	Marseilles Township, Ohio	0.0000067465%
OH1083	Marseilles Village, Ohio	0.0000067465%
OH1084	Marshall Township, Ohio	0.0006323861%
OH1085	Marshallville Village, Ohio	0.0004600557%
OH1086	Martins Ferry City, Ohio	0.0347299689%
OH1087	Martinsburg Village, Ohio	0.0000165369%
OH1088	Martinsville Village, Ohio	0.0006022012%
OH1089	Mary Ann Township, Ohio	0.0009452294%
OH1090	Marysville City, Ohio	0.0386422342%
OH1091	Mason City, Ohio	0.1510527828%
OH1092	Mason Township, Ohio	0.0000347710%
OH1093	Massie Township, Ohio	0.0001279911%
OH1094	Massillon City, Ohio	0.1194930798%
OH1095	Matamoras Village, Ohio	0.0003175044%
OH1096	Maumee City, Ohio	0.0830057490%
OH1097	Mayfield Heights City, Ohio	0.0460098010%
OH1098	Mayfield Village, Ohio	0.0222206201%
OH1099	McArthur Village, Ohio	0.0034201873%
OH1100	McClure Village, Ohio	0.0000744469%
OH1101	McComb Village, Ohio	0.0019536880%
OH1102	McConnelsville Village, Ohio	0.0038344466%
OH1103	McDonald Township, Ohio	0.0004331642%
OH1104	McDonald Village, Ohio	0.0085762358%
OH1105	McGuffey Village, Ohio	0.0000111068%
OH1106	McKean Township, Ohio	0.0016773188%
OH1107	McLean Township, Ohio	0.0000088739%

State ID	Qualifying Subdivision	Consolidated State Allocation
OH1108	Mead Township, Ohio	0.0016310431%
OH1109	Mecca Township, Ohio	0.0015686157%
OH1110	Mechanicsburg Village, Ohio	0.0059742716%
OH1111	Medina City, Ohio	0.0850942672%
OH1112	Medina County, Ohio	0.7825696764%
OH1113	Medina Township, Ohio	0.0180792844%
OH1114	Meigs County, Ohio	0.1986571471%
OH1115	Meigs Township, Ohio	0.0019764498%
OH1116	Meigsville Township, Ohio	0.0000749752%
OH1117	Melrose Village, Ohio	0.0001123652%
OH1118	Mendon Village, Ohio	0.0000902369%
OH1119	Mentor City, Ohio	0.2495262895%
OH1120	Mentor-On-The-Lake City, Ohio	0.0195974466%
OH1121	Mercer County, Ohio	0.1655486085%
OH1122	Mesopotamia Township, Ohio	0.0029496795%
OH1123	Metamora Village, Ohio	0.0001589872%
OH1124	Meyers Lake Village, Ohio	0.0015027860%
OH1125	Miami County, Ohio	0.5778482109%
OH1126	Miami Township, Clermont County, Ohio	0.2187745945%
OH1127	Miami Township, Greene County, Ohio	0.0056649739%
OH1128	Miami Township, Hamilton County, Ohio	0.0222368033%
OH1129	Miami Township, Logan County, Ohio	0.0002394092%
OH1130	Miami Township, Montgomery County, Ohio	0.1354683508%
OH1131	Miamisburg City, Ohio	0.1660413479%
OH1132	Middle Point Village, Ohio	0.0010159860%
OH1133	Middleburg Heights City, Ohio	0.0377244809%
OH1134	Middlebury Township, Ohio	0.0002811281%
OH1135	Middlefield Village, Ohio	0.0110639374%
OH1136	Middleport Village, Ohio	0.0066985891%
OH1137	Middleton Township, Columbiana County, Ohio	0.0013311506%
OH1138	Middleton Township, Wood County, Ohio	0.0032264709%
OH1139	Middletown City, Ohio	0.5826547123%
OH1140	Midland Village, Ohio	0.0000223037%
OH1141	Midvale Village, Ohio	0.0004926798%
OH1142	Midway Village, Ohio	0.0006778443%
OH1143	Mifflin Township, Ashland County, Ohio	0.0003416231%
OH1144	Mifflin Township, Franklin County, Ohio	0.0915733216%
OH1145	Mifflin Township, Pike County, Ohio	0.0001267563%

State ID	Qualifying Subdivision	Consolidated State Allocation
OH1146	Mifflin Township, Richland County, Ohio	0.0080552911%
OH1147	Mifflin Township, Wyandot County, Ohio	0.0001214367%
OH1148	Mifflin Village, Ohio	0.0001545438%
OH1149	Milan Township, Ohio	0.0020258680%
OH1150	Milan Village, Ohio	0.0040820332%
OH1151	Milford Center Village, Ohio	0.0000633084%
OH1152	Milford City, Ohio	0.0751522099%
OH1153	Milford Township, Butler County, Ohio	0.0015672512%
OH1154	Milford Township, Defiance County, Ohio	0.0002979348%
OH1155	Mill Creek Township, Coshocton County, Ohio	0.0000229613%
OH1156	Mill Creek Township, Williams County, Ohio	0.0000628635%
OH1157	Mill Township, Ohio	0.0121593375%
OH1158	Millbury Village, Ohio	0.0009905091%
OH1159	Millcreek Township, Ohio	0.0000180881%
OH1160	Milledgeville Village, Ohio	0.0000257235%
OH1161	Miller City Village, Ohio	0.0000248351%
OH1162	Miller Township, Ohio	0.0008599212%
OH1163	Millersburg Village, Ohio	0.0018263731%
OH1164	Millersport Village, Ohio	0.0058664571%
OH1165	Millville Village, Ohio	0.0076100550%
OH1166	Millwood Township, Ohio	0.0000543916%
OH1167	Milton Center Village, Ohio	0.0000061223%
OH1168	Milton Township, Ashland County, Ohio	0.0000162678%
OH1169	Milton Township, Mahoning County, Ohio	0.0048642711%
OH1170	Miltonsburg Village, Ohio	0.0000172975%
OH1171	Mineral City Village, Ohio	0.0026506173%
OH1172	Minerva Park Village, Ohio	0.0030776456%
OH1173	Minerva Village, Ohio	0.0118214870%
OH1174	Mingo Junction Village, Ohio	0.0074909571%
OH1175	Minster Village, Ohio	0.0056442578%
OH1176	Mississinawa Township, Ohio	0.0003444623%
OH1177	Mogadore Village, Ohio	0.0107618198%
OH1178	Monclova Township, Ohio	0.0108181339%
OH1179	Monday Creek Township, Ohio	0.0000430312%
OH1180	Monroe City, Ohio	0.1198391105%
OH1181	Monroe County, Ohio	0.0768222745%
OH1182	Monroe Township, Adams County, Ohio	0.0016865705%
OH1183	Monroe Township, Allen County, Ohio	0.0002727166%

State ID	Qualifying Subdivision	Consolidated State Allocation
OH1184	Monroe Township, Carroll County, Ohio	0.0010130841%
OH1185	Monroe Township, Clermont County, Ohio	0.0034821896%
OH1186	Monroe Township, Darke County, Ohio	0.0006151113%
OH1187	Monroe Township, Guernsey County, Ohio	0.0001903706%
OH1188	Monroe Township, Harrison County, Ohio	0.0003530677%
OH1189	Monroe Township, Knox County, Ohio	0.0021828768%
OH1190	Monroe Township, Licking County, Ohio	0.0160503654%
OH1191	Monroe Township, Logan County, Ohio	0.0001895323%
OH1192	Monroe Township, Muskingum County, Ohio	0.0001203711%
OH1193	Monroe Township, Perry County, Ohio	0.0000753046%
OH1194	Monroe Township, Pickaway County, Ohio	0.0003740823%
OH1195	Monroe Township, Preble County, Ohio	0.0020296448%
OH1196	Monroe Township, Putnam County, Ohio	0.0007698884%
OH1197	Monroe Township, Richland County, Ohio	0.0011596765%
OH1198	Monroeville Village, Ohio	0.0057515643%
OH1199	Monterey Township, Ohio	0.0001158972%
OH1200	Montezuma Village, Ohio	0.0003248528%
OH1201	Montgomery City, Ohio	0.0491831661%
OH1202	Montgomery County, Ohio	5.1644746001%
OH1203	Montgomery Township, Marion County, Ohio	0.0007252418%
OH1204	Montgomery Township, Wood County, Ohio	0.0011448768%
OH1205	Montpelier Village, Ohio	0.0054141221%
OH1206	Montville Township, Geauga County, Ohio	0.0005742528%
OH1207	Montville Township, Medina County, Ohio	0.0202875314%
OH1208	Moorefield Township, Ohio	0.0090773788%
OH1209	Moraine City, Ohio	0.0890573422%
OH1210	Moreland Hills Village, Ohio	0.0034611065%
OH1211	Morgan County, Ohio	0.0873568346%
OH1212	Morgan Township, Ashtabula County, Ohio	0.0013032327%

State ID	Qualifying Subdivision	Consolidated State Allocation
OH1213	Morgan Township, Butler County, Ohio	0.0060266465%
OH1214	Morgan Township, Gallia County, Ohio	0.0004498495%
OH1215	Morgan Township, Knox County, Ohio	0.0013394926%
OH1216	Morgan Township, Scioto County, Ohio	0.0014216283%
OH1217	Morrall Village, Ohio	0.0008926053%
OH1218	Morris Township, Ohio	0.0000330739%
OH1219	Morristown Village, Ohio	0.0004780643%
OH1220	Morrow County, Ohio	0.2192732037%
OH1221	Morrow Village, Ohio	0.0015475289%
OH1222	Moscow Village, Ohio	0.0010343137%
OH1223	Moulton Township, Ohio	0.0002403706%
OH1224	Mount Blanchard Village, Ohio	0.0000632489%
OH1225	Mount Cory Village, Ohio	0.0001194701%
OH1226	Mount Eaton Village, Ohio	0.0003286112%
OH1227	Mount Gilead Village, Ohio	0.0047705309%
OH1228	Mount Healthy City, Ohio	0.0150472097%
OH1229	Mount Orab Village, Ohio	0.0858253892%
OH1230	Mount Pleasant Township, Ohio	0.0009562924%
OH1231	Mount Pleasant Village, Ohio	0.0001593821%
OH1232	Mount Sterling Village, Ohio	0.0092167280%
OH1233	Mount Vernon City, Ohio	0.0916146794%
OH1234	Mount Victory Village, Ohio	0.0003726928%
OH1235	Mowrystown Village, Ohio	0.0099826658%
OH1236	Munroe Falls City, Ohio	0.0144765234%
OH1237	Munson Township, Ohio	0.0126431327%
OH1238	Murray City Village, Ohio	0.0003666041%
OH1239	Muskingum County, Ohio	0.5186890264%
OH1240	Muskingum Township, Ohio	0.0034591272%
OH1241	Mutual Village, Ohio	0.0000512624%
OH1242	Napoleon City, Ohio	0.0200262083%
OH1243	Napoleon Township, Ohio	0.0008595230%
OH1244	Nashville Village, Ohio	0.0001163295%
OH1245	Navarre Village, Ohio	0.0045125337%
OH1246	Nellie Village, Ohio	0.0000766034%
OH1247	Nelsonville City, Ohio	0.0153618582%
OH1248	Nevada Village, Ohio	0.0000539719%
OH1249	Neville Village, Ohio	0.0000172386%
OH1250	New Albany City, Ohio	0.0355984449%
OH1251	New Alexandria Village, Ohio	0.0001593821%
OH1252	New Athens Village, Ohio	0.0001049661%
OH1253	New Bavaria Village, Ohio	0.0001925555%
OH1254	New Bloomington Village, Ohio	0.0006286558%
OH1255	New Boston Village, Ohio	0.0217793450%
OH1256	New Bremen Village, Ohio	0.0076829566%
OH1257	New Carlisle City, Ohio	0.0121258538%

State ID	Qualifying Subdivision	Consolidated State Allocation
OH1258	New Concord Village, Ohio	0.0073426360%
OH1259	New Franklin City, Ohio	0.0293867642%
OH1260	New Haven Township, Ohio	0.0016334992%
OH1261	New Holland Village, Ohio	0.0001903085%
OH1262	New Jasper Township, Ohio	0.0016406755%
OH1263	New Knoxville Village, Ohio	0.0011840478%
OH1264	New Lebanon Village, Ohio	0.0058388430%
OH1265	New Lexington Village, Ohio	0.0129954223%
OH1266	New London Township, Ohio	0.0002882646%
OH1267	New London Village, Ohio	0.0030473682%
OH1268	New Madison Village, Ohio	0.0016608005%
OH1269	New Market Township, Ohio	0.0002484374%
OH1270	New Miami Village, Ohio	0.0024074272%
OH1271	New Middletown Village, Ohio	0.0007615778%
OH1272	New Paris Village, Ohio	0.0016204423%
OH1273	New Philadelphia City, Ohio	0.0774788253%
OH1274	New Richmond Village, Ohio	0.0330808011%
OH1275	New Riegel Village, Ohio	0.0002406507%
OH1276	New Russia Township, Ohio	0.0008375698%
OH1277	New Straitsville Village, Ohio	0.0021300444%
OH1278	New Vienna Village, Ohio	0.0009144537%
OH1279	New Washington Village, Ohio	0.0012290055%
OH1280	New Waterford Village, Ohio	0.0048586998%
OH1281	New Weston Village, Ohio	0.0000861156%
OH1282	Newark City, Ohio	0.1777772576%
OH1283	Newark Township, Ohio	0.0018255901%
OH1284	Newberry Township, Ohio	0.0019874499%
OH1285	Newburgh Heights Village, Ohio	0.0042789708%
OH1286	Newbury Township, Ohio	0.0027755552%
OH1287	Newcomerstown Village, Ohio	0.0076759513%
OH1288	Newton Falls Village, Ohio	0.0365044154%
OH1289	Newton Township, Licking County, Ohio	0.0011027676%
OH1290	Newton Township, Muskingum County, Ohio	0.0020262466%
OH1291	Newton Township, Pike County, Ohio	0.0002281614%
OH1292	Newton Township, Trumbull County, Ohio	0.0026939270%
OH1293	Newtonsville Village, Ohio	0.0005516340%
OH1294	Newtown Village, Ohio	0.0057282940%
OH1295	Ney Village, Ohio	0.0000662077%
OH1296	Nile Township, Ohio	0.0052315920%
OH1297	Niles City, Ohio	0.1643806952%
OH1298	Nimishillen Township, Ohio	0.0122610291%
OH1299	Noble County, Ohio	0.0987433126%
OH1300	Noble Township, Auglaize County, Ohio	0.0000089026%

State ID	Qualifying Subdivision	Consolidated State Allocation
OH1301	Noble Township, Defiance County, Ohio	0.0003420733%
OH1302	Noble Township, Noble County, Ohio	0.0008278915%
OH1303	North Baltimore Village, Ohio	0.0034529973%
OH1304	North Bend Village, Ohio	0.0025608089%
OH1305	North Bloomfield Township, Ohio	0.0004132886%
OH1306	North Canton City, Ohio	0.0524878920%
OH1307	North College Hill City, Ohio	0.0194144077%
OH1308	North Fairfield Village, Ohio	0.0000686344%
OH1309	North Hampton Village, Ohio	0.0018236413%
OH1310	North Kingsville Village, Ohio	0.0058586766%
OH1311	North Lewisburg Village, Ohio	0.0040569220%
OH1312	North Olmsted City, Ohio	0.0399884238%
OH1313	North Perry Village, Ohio	0.0021416939%
OH1314	North Randall Village, Ohio	0.0010272691%
OH1315	North Ridgeville City, Ohio	0.1099748579%
OH1316	North Robinson Village, Ohio	0.0000652569%
OH1317	North Royalton City, Ohio	0.0490362937%
OH1318	North Star Village, Ohio	0.0006041028%
OH1319	North Township, Ohio	0.0006202542%
OH1320	Northfield Center Township, Ohio	0.0055419447%
OH1321	Northfield Village, Ohio	0.0204907382%
OH1322	Northwest Township, Ohio	0.0003378915%
OH1323	Northwood City, Ohio	0.0154037964%
OH1324	Norton City, Ohio	0.0374368018%
OH1325	Norwalk City, Ohio	0.0671930963%
OH1326	Norwalk Township, Ohio	0.0009746088%
OH1327	Norwich Township, Franklin County, Ohio	0.0881825657%
OH1328	Norwich Township, Huron County, Ohio	0.0005490754%
OH1329	Norwich Village, Ohio	0.0000776491%
OH1330	Norwood City, Ohio	0.1133550899%
OH1331	Nottingham Township, Ohio	0.0002290169%
OH1332	Oak Harbor Village, Ohio	0.0043210926%
OH1333	Oak Hill Village, Ohio	0.0009945397%
OH1334	Oakwood City, Ohio	0.0665292396%
OH1335	Oakwood Village, Cuyahoga County, Ohio	0.0160412015%
OH1336	Oakwood Village, Paulding County, Ohio	0.0006103209%
OH1337	Oberlin City, Ohio	0.0523286319%
OH1338	Obetz Village, Ohio	0.0012677151%
OH1339	Octa Village, Ohio	0.0000132032%
OH1340	Ohio City Village, Ohio	0.0013381279%
OH1341	Ohio Township, Clermont County, Ohio	0.0024995915%

State ID	Qualifying Subdivision	Consolidated State Allocation
OH1342	Ohio Township, Monroe County, Ohio	0.0002805325%
OH1343	Old Washington Village, Ohio	0.0016589439%
OH1344	Olive Township, Meigs County, Ohio	0.0005413001%
OH1345	Olive Township, Noble County, Ohio	0.0002069729%
OH1346	Olmsted Falls City, Ohio	0.0116318466%
OH1347	Olmsted Township, Ohio	0.0148163807%
OH1348	Ontario City, Ohio	0.0192773910%
OH1349	Orange Township, Ashland County, Ohio	0.0004880329%
OH1350	Orange Township, Carroll County, Ohio	0.0003703748%
OH1351	Orange Township, Delaware County, Ohio	0.0531556020%
OH1352	Orange Township, Meigs County, Ohio	0.0003383126%
OH1353	Orange Township, Shelby County, Ohio	0.0011891054%
OH1354	Orange Village, Ohio	0.0100237754%
OH1355	Orangeville Village, Ohio	0.0005285553%
OH1356	Oregon City, Ohio	0.0936692081%
OH1357	Orrville City, Ohio	0.0089614214%
OH1358	Orwell Township, Ohio	0.0004813742%
OH1359	Orwell Village, Ohio	0.0054712290%
OH1360	Osgood Village, Ohio	0.0000984178%
OH1361	Osnaburg Township, Ohio	0.0017515756%
OH1362	Ostrander Village, Ohio	0.0001237328%
OH1363	Ottawa County, Ohio	0.2393019717%
OH1364	Ottawa Hills Village, Ohio	0.0134021121%
OH1365	Ottawa Village, Ohio	0.0047352274%
OH1366	Ottoville Village, Ohio	0.0010927448%
OH1367	Otway Village, Ohio	0.0001137303%
OH1368	Owensville Village, Ohio	0.0008791667%
OH1369	Oxford City, Ohio	0.0794612533%
OH1370	Oxford Township, Butler County, Ohio	0.1101599888%
OH1371	Oxford Township, Coshocton County, Ohio	0.0002143057%
OH1372	Oxford Township, Guernsey County, Ohio	0.0001223811%
OH1373	Oxford Township, Tuscarawas County, Ohio	0.0000788288%
OH1374	Painesville City, Ohio	0.0828627046%
OH1375	Painesville Township, Ohio	0.0334236916%
OH1376	Paint Township, Fayette County, Ohio	0.0000280861%

State ID	Qualifying Subdivision	Consolidated State Allocation
OH1377	Paint Township, Highland County, Ohio	0.0002710226%
OH1378	Paint Township, Holmes County, Ohio	0.0004187862%
OH1379	Paint Township, Madison County, Ohio	0.0000155425%
OH1380	Paint Township, Ross County, Ohio	0.0003836542%
OH1381	Paint Township, Wayne County, Ohio	0.0001894347%
OH1382	Palestine Village, Ohio	0.0005121741%
OH1383	Palmer Township, Ohio	0.0000584877%
OH1384	Palmyra Township, Ohio	0.0008124819%
OH1385	Pandora Village, Ohio	0.0009188990%
OH1386	Paris Township, Portage County, Ohio	0.0001503091%
OH1387	Paris Township, Stark County, Ohio	0.0010390703%
OH1388	Parkman Township, Ohio	0.0008613792%
OH1389	Parma City, Ohio	0.1543116176%
OH1390	Parma Heights City, Ohio	0.0326118418%
OH1391	Parral Village, Ohio	0.0000098536%
OH1392	Pataskala City, Ohio	0.0174033408%
OH1393	Patterson Village, Ohio	0.0000841761%
OH1394	Paulding County, Ohio	0.0839721160%
OH1395	Paulding Township, Ohio	0.0001534939%
OH1396	Paulding Village, Ohio	0.0016847781%
OH1397	Paxton Township, Ohio	0.0010329152%
OH1398	Payne Village, Ohio	0.0005664655%
OH1399	Pease Township, Ohio	0.0005202465%
OH1400	Pebble Township, Ohio	0.0003464673%
OH1401	Pee Pee Township, Ohio	0.0015041749%
OH1402	Peebles Village, Ohio	0.0067989872%
OH1403	Pemberville Village, Ohio	0.0012856905%
OH1404	Peninsula Village, Ohio	0.0050407601%
OH1405	Penn Township, Ohio	0.0001392397%
OH1406	Pepper Pike City, Ohio	0.0193758750%
OH1407	Perkins Township, Ohio	0.0512077107%
OH1408	Perry County, Ohio	0.2380485965%
OH1409	Perry Township, Allen County, Ohio	0.0045543679%
OH1410	Perry Township, Brown County, Ohio	0.0143559087%
OH1411	Perry Township, Columbiana County, Ohio	0.0048853229%
OH1412	Perry Township, Fayette County, Ohio	0.0003538844%
OH1413	Perry Township, Franklin County, Ohio	0.0091642053%

State ID	Qualifying Subdivision	Consolidated State Allocation
OH1414	Perry Township, Lake County, Ohio	0.0025586608%
OH1415	Perry Township, Lawrence County, Ohio	0.0009214313%
OH1416	Perry Township, Licking County, Ohio	0.0016309840%
OH1417	Perry Township, Logan County, Ohio	0.0026933538%
OH1418	Perry Township, Monroe County, Ohio	0.0000872768%
OH1419	Perry Township, Muskingum County, Ohio	0.0027986277%
OH1420	Perry Township, Pickaway County, Ohio	0.0000291493%
OH1421	Perry Township, Pike County, Ohio	0.0001267563%
OH1422	Perry Township, Putnam County, Ohio	0.0000082784%
OH1423	Perry Township, Richland County, Ohio	0.0004103471%
OH1424	Perry Township, Stark County, Ohio	0.0537347763%
OH1425	Perry Township, Wood County, Ohio	0.0001040797%
OH1426	Perry Village, Ohio	0.0054300469%
OH1427	Perrysburg City, Ohio	0.0576846462%
OH1428	Perrysburg Township, Ohio	0.0342177338%
OH1429	Perrysville Village, Ohio	0.0008459238%
OH1430	Peru Township, Huron County, Ohio	0.0000274538%
OH1431	Peru Township, Morrow County, Ohio	0.0000708495%
OH1432	Phillipsburg Village, Ohio	0.0041962937%
OH1433	Philo Village, Ohio	0.0010532470%
OH1434	Pickaway County, Ohio	0.0934088328%
OH1435	Pickaway Township, Ohio	0.0005441197%
OH1436	Pickerington City, Ohio	0.0350194279%
OH1437	Pierce Township, Ohio	0.0721778605%
OH1438	Pierpont Township, Ohio	0.0011858243%
OH1439	Pike County, Ohio	0.3072066041%
OH1440	Pike Township, Brown County, Ohio	0.0024184900%
OH1441	Pike Township, Clark County, Ohio	0.0026810249%
OH1442	Pike Township, Perry County, Ohio	0.0022268646%
OH1443	Pike Township, Stark County, Ohio	0.0021276201%
OH1444	Piketon Village, Ohio	0.0023999196%

State ID	Qualifying Subdivision	Consolidated State Allocation
OH1445	Pioneer Village, Ohio	0.0028760068%
OH1446	Piqua City, Ohio	0.0869480927%
OH1447	Pitsburg Village, Ohio	0.0005659024%
OH1448	Pitt Township, Ohio	0.0002833522%
OH1449	Plain City Village, Ohio	0.0102501421%
OH1450	Plain Township, Franklin County, Ohio	0.0388485937%
OH1451	Plain Township, Stark County, Ohio	0.0464019090%
OH1452	Plain Township, Wayne County, Ohio	0.0002976831%
OH1453	Plain Township, Wood County, Ohio	0.0002693828%
OH1454	Plainfield Village, Ohio	0.0000153076%
OH1455	Pleasant City Village, Ohio	0.0008654831%
OH1456	Pleasant Hill Village, Ohio	0.0002839214%
OH1457	Pleasant Plain Village, Ohio	0.0000116356%
OH1458	Pleasant Township, Brown County, Ohio	0.0012092450%
OH1459	Pleasant Township, Clark County, Ohio	0.0032390047%
OH1460	Pleasant Township, Fairfield County, Ohio	0.0068849393%
OH1461	Pleasant Township, Franklin County, Ohio	0.0137844922%
OH1462	Pleasant Township, Hancock County, Ohio	0.0002811062%
OH1463	Pleasant Township, Henry County, Ohio	0.0002233406%
OH1464	Pleasant Township, Knox County, Ohio	0.0045641970%
OH1465	Pleasant Township, Marion County, Ohio	0.0096326984%
OH1466	Pleasant Township, Perry County, Ohio	0.0001828826%
OH1467	Pleasant Township, Seneca County, Ohio	0.0003208676%
OH1468	Pleasant Township, Van Wert County, Ohio	0.0002849717%
OH1469	Pleasantville Village, Ohio	0.0000570350%
OH1470	Plymouth Township, Ohio	0.0017493844%
OH1471	Plymouth Village, Ohio	0.0065060016%
OH1472	Poland Township, Ohio	0.0148262002%
OH1473	Poland Village, Ohio	0.0061663235%
OH1474	Polk Township, Ohio	0.0010767393%
OH1475	Polk Village, Ohio	0.0000406694%
OH1476	Pomeroy Village, Ohio	0.0093881741%
OH1477	Port Clinton City, Ohio	0.0145364578%
OH1478	Port Jefferson Village, Ohio	0.0003105872%

State ID	Qualifying Subdivision	Consolidated State Allocation
OH1479	Port Washington Village, Ohio	0.0003251687%
OH1480	Port William Village, Ohio	0.0010928837%
OH1481	Portage County, Ohio	0.9187057360%
OH1482	Portage Township, Hancock County, Ohio	0.0001686637%
OH1483	Portage Township, Ottawa County, Ohio	0.0000480885%
OH1484	Portage Township, Wood County, Ohio	0.0001408137%
OH1485	Portage Village, Ohio	0.0016040519%
OH1486	Porter Township, Delaware County, Ohio	0.0036954857%
OH1487	Porter Township, Scioto County, Ohio	0.0395496982%
OH1488	Portsmouth City, Ohio	0.2233662325%
OH1489	Potsdam Village, Ohio	0.0000227137%
OH1490	Powell City, Ohio	0.0184361841%
OH1491	Powhatan Point Village, Ohio	0.0016591645%
OH1492	Prairie Township, Franklin County, Ohio	0.0344574120%
OH1493	Prairie Township, Holmes County, Ohio	0.0003867956%
OH1494	Preble County, Ohio	0.3067055248%
OH1495	Proctorville Village, Ohio	0.0018254771%
OH1496	Prospect Village, Ohio	0.0011157566%
OH1497	Providence Township, Ohio	0.0026476678%
OH1498	Pulaski Township, Ohio	0.0002907439%
OH1499	Pultney Township, Ohio	0.0018560145%
OH1500	Pusheta Township, Ohio	0.0002670784%
OH1501	Put In Bay Township, Ohio	0.0034623699%
OH1502	Put-In-Bay Village, Ohio	0.0040050827%
OH1503	Putnam County, Ohio	0.1372967601%
OH1504	Quaker City Village, Ohio	0.0004351328%
OH1505	Quincy Village, Ohio	0.0003391631%
OH1506	Raccoon Township, Ohio	0.0003561309%
OH1507	Racine Village, Ohio	0.0010826003%
OH1508	Radnor Township, Ohio	0.0001814747%
OH1509	Randolph Township, Ohio	0.0013730943%
OH1510	Range Township, Ohio	0.0007149570%
OH1511	Rarden Township, Ohio	0.0020471447%
OH1512	Rarden Village, Ohio	0.0005117862%
OH1513	Ravenna City, Ohio	0.0218557620%
OH1514	Ravenna Township, Ohio	0.0059636168%
OH1515	Rawson Village, Ohio	0.0001405531%
OH1516	Rayland Village, Ohio	0.0003984552%
OH1517	Reading City, Ohio	0.0457344992%
OH1518	Reading Township, Ohio	0.0019364040%
OH1519	Recovery Township, Ohio	0.0000812132%
OH1520	Reily Township, Ohio	0.0012764211%

State ID	Qualifying Subdivision	Consolidated State Allocation
OH1521	Reminderville Village, Ohio	0.0151415568%
OH1522	Rendville Village, Ohio	0.0001828826%
OH1523	Republic Village, Ohio	0.0011130095%
OH1524	Reynoldsburg City, Ohio	0.0697130845%
OH1525	Rice Township, Ohio	0.0003978688%
OH1526	Richfield Township, Henry County, Ohio	0.0023349246%
OH1527	Richfield Township, Lucas County, Ohio	0.0047039321%
OH1528	Richfield Township, Summit County, Ohio	0.0095996121%
OH1529	Richfield Village, Ohio	0.0399887454%
OH1530	Richland County, Ohio	0.7455113947%
OH1531	Richland Township, Allen County, Ohio	0.0002999883%
OH1532	Richland Township, Belmont County, Ohio	0.0026715361%
OH1533	Richland Township, Clinton County, Ohio	0.0005798975%
OH1534	Richland Township, Darke County, Ohio	0.0002952534%
OH1535	Richland Township, Fairfield County, Ohio	0.0003503579%
OH1536	Richland Township, Holmes County, Ohio	0.0001483201%
OH1537	Richland Township, Wyandot County, Ohio	0.0001079437%
OH1538	Richmond Heights City, Ohio	0.0218650269%
OH1539	Richmond Township, Ashtabula County, Ohio	0.0003170025%
OH1540	Richmond Township, Huron County, Ohio	0.0015099572%
OH1541	Richmond Village, Ohio	0.0007609773%
OH1542	Richwood Village, Ohio	0.0014048433%
OH1543	Ridgefield Township, Ohio	0.0003431721%
OH1544	Ridgeville Township, Ohio	0.0002165727%
OH1545	Ridgeway Village, Ohio	0.0003864298%
OH1546	Riley Township, Ohio	0.0007202182%
OH1547	Rio Grande Village, Ohio	0.0014432672%
OH1548	Ripley Township, Holmes County, Ohio	0.0000348988%
OH1549	Ripley Township, Huron County, Ohio	0.0000137269%
OH1550	Ripley Village, Ohio	0.0111932679%
OH1551	Risingsun Village, Ohio	0.0004530528%
OH1552	Rittman City, Ohio	0.0059649971%
OH1553	Riverlea Village, Ohio	0.0001680104%
OH1554	Riverside City, Ohio	0.0817797700%
OH1555	Roaming Shores Village, Ohio	0.0034987688%

State ID	Qualifying Subdivision	Consolidated State Allocation
OH1556	Rochester Township, Ohio	0.0013537465%
OH1557	Rochester Village, Ohio	0.0000194784%
OH1558	Rock Creek Village, Ohio	0.0002113350%
OH1559	Rockford Village, Ohio	0.0018408327%
OH1560	Rocky Ridge Village, Ohio	0.0002129632%
OH1561	Rocky River City, Ohio	0.0503638414%
OH1562	Rogers Village, Ohio	0.0005457718%
OH1563	Rome Township, Ashtabula County, Ohio	0.0014206410%
OH1564	Rome Township, Athens County, Ohio	0.0002813909%
OH1565	Rome Township, Lawrence County, Ohio	0.0010605153%
OH1566	Rome Village, Ohio	0.0002586036%
OH1567	Rootstown Township, Ohio	0.0026527533%
OH1568	Rose Township, Ohio	0.0004793086%
OH1569	Roseville Village, Ohio	0.0016522526%
OH1570	Ross County, Ohio	1.0109583321%
OH1571	Ross Township, Butler County, Ohio	0.0261747113%
OH1572	Ross Township, Greene County, Ohio	0.0002579678%
OH1573	Ross Township, Jefferson County, Ohio	0.0004940844%
OH1574	Rossburg Village, Ohio	0.0000984178%
OH1575	Rossford City, Ohio	0.0126977241%
OH1576	Roswell Village, Ohio	0.0002759007%
OH1577	Roundhead Township, Ohio	0.0002332423%
OH1578	Royalton Township, Ohio	0.0009661532%
OH1579	Rumley Township, Ohio	0.0006297965%
OH1580	Rush Creek Township, Ohio	0.0026562014%
OH1581	Rush Township, Scioto County, Ohio	0.0047482384%
OH1582	Rush Township, Tuscarawas County, Ohio	0.0000689752%
OH1583	Rushcreek Township, Ohio	0.0004189662%
OH1584	Rushsylvania Village, Ohio	0.0000099754%
OH1585	Rushville Village, Ohio	0.0000244436%
OH1586	Russell Township, Ohio	0.0185770784%
OH1587	Russells Point Village, Ohio	0.0022943385%
OH1588	Russellville Village, Ohio	0.0057671685%
OH1589	Russia Village, Ohio	0.0003460829%
OH1590	Rutland Village, Ohio	0.0004567220%
OH1591	Sabina Village, Ohio	0.0072933257%
OH1592	Sagamore Hills Township, Ohio	0.0226207726%
OH1593	Salem City, Ohio	0.0383095249%
OH1594	Salem Township, Auglaize County, Ohio	0.0001157340%

State ID	Qualifying Subdivision	Consolidated State Allocation
OH1595	Salem Township, Champaign County, Ohio	0.0003806616%
OH1596	Salem Township, Columbiana County, Ohio	0.0009051824%
OH1597	Salem Township, Muskingum County, Ohio	0.0003912060%
OH1598	Salem Township, Ottawa County, Ohio	0.0007213271%
OH1599	Salem Township, Shelby County, Ohio	0.0010648705%
OH1600	Salem Township, Tuscarawas County, Ohio	0.0026407637%
OH1601	Salem Township, Warren County, Ohio	0.0074583911%
OH1602	Salem Township, Washington County, Ohio	0.0005013228%
OH1603	Salesville Village, Ohio	0.0000679895%
OH1604	Salineville Village, Ohio	0.0034609917%
OH1605	Salisbury Township, Ohio	0.0003552282%
OH1606	Salt Creek Township, Hocking County, Ohio	0.0001833021%
OH1607	Salt Creek Township, Holmes County, Ohio	0.0000465318%
OH1608	Salt Creek Township, Wayne County, Ohio	0.0001391765%
OH1609	Salt Lick Township, Ohio	0.0000430312%
OH1610	Salt Rock Township, Ohio	0.0007066458%
OH1611	Saltcreek Township, Ohio	0.0003935151%
OH1612	Sandusky City, Ohio	0.1261336610%
OH1613	Sandusky County, Ohio	0.3072903644%
OH1614	Sandusky Township, Crawford County, Ohio	0.0000108762%
OH1615	Sandusky Township, Sandusky County, Ohio	0.0015100930%
OH1616	Sandy Township, Stark County, Ohio	0.0049479536%
OH1617	Sandy Township, Tuscarawas County, Ohio	0.0006897517%
OH1618	Sarahsville Village, Ohio	0.0000689910%
OH1619	Sardinia Village, Ohio	0.0044028921%
OH1620	Savannah Village, Ohio	0.0002294615%
OH1621	Saybrook Township, Ohio	0.0161906113%
OH1622	Scio Village, Ohio	0.0001526779%
OH1623	Scioto County, Ohio	0.9401796346%
OH1624	Scioto Township, Delaware County, Ohio	0.0019714756%
OH1625	Scioto Township, Pickaway County, Ohio	0.0062913839%

State ID	Qualifying Subdivision	Consolidated State Allocation
OH1626	Scioto Township, Pike County, Ohio	0.0002619631%
OH1627	Scioto Township, Ross County, Ohio	0.0146969071%
OH1628	Scipio Township, Meigs County, Ohio	0.0004736376%
OH1629	Scipio Township, Seneca County, Ohio	0.0005615183%
OH1630	Scott Township, Marion County, Ohio	0.0001301716%
OH1631	Scott Township, Sandusky County, Ohio	0.0009313747%
OH1632	Scott Village, Ohio	0.0006416289%
OH1633	Seal Township, Ohio	0.0013351665%
OH1634	Seaman Village, Ohio	0.0025035030%
OH1635	Sebring Village, Ohio	0.0078737318%
OH1636	Seneca County, Ohio	0.2801274556%
OH1637	Seneca Township, Monroe County, Ohio	0.0000124681%
OH1638	Seneca Township, Noble County, Ohio	0.0000172477%
OH1639	Senecaville Village, Ohio	0.0007886782%
OH1640	Seven Hills City, Ohio	0.0208535620%
OH1641	Seven Mile Village, Ohio	0.0013087356%
OH1642	Seville Village, Ohio	0.0055383307%
OH1643	Shadyside Village, Ohio	0.0078177582%
OH1644	Shaker Heights City, Ohio	0.1048407101%
OH1645	Shalersville Township, Ohio	0.0000934354%
OH1646	Sharon Township, Franklin County, Ohio	0.0053763338%
OH1647	Sharon Township, Medina County, Ohio	0.0058099333%
OH1648	Sharon Township, Richland County, Ohio	0.0000802853%
OH1649	Sharonville City, Ohio	0.1284229161%
OH1650	Shawnee Hills Village, Ohio	0.0030520752%
OH1651	Shawnee Township, Ohio	0.0289829613%
OH1652	Shawnee Village, Ohio	0.0005916790%
OH1653	Sheffield Lake City, Ohio	0.0113266702%
OH1654	Sheffield Township, Ashtabula County, Ohio	0.0012562693%
OH1655	Sheffield Township, Lorain County, Ohio	0.0039054125%
OH1656	Sheffield Village, Ohio	0.0383431647%
OH1657	Shelby City, Ohio	0.0301426674%
OH1658	Shelby County, Ohio	0.2601922372%
OH1659	Sherrodsville Village, Ohio	0.0010675510%
OH1660	Sherwood Village, Ohio	0.0012358778%
OH1661	Shiloh Village, Ohio	0.0001516500%

State ID	Qualifying Subdivision	Consolidated State Allocation
OH1662	Shreve Village, Ohio	0.0012061965%
OH1663	Sidney City, Ohio	0.0768126600%
OH1664	Silver Lake Village, Ohio	0.0087129009%
OH1665	Silverton Village, Ohio	0.0117488480%
OH1666	Sinking Spring Village, Ohio	0.0018697801%
OH1667	Smith Township, Belmont County, Ohio	0.0011670394%
OH1668	Smith Township, Mahoning County, Ohio	0.0056258490%
OH1669	Smithfield Township, Ohio	0.0003028259%
OH1670	Smithfield Village, Ohio	0.0021516579%
OH1671	Smithville Village, Ohio	0.0012448566%
OH1672	Solon City, Ohio	0.0575665779%
OH1673	Somerford Township, Ohio	0.0018806477%
OH1674	Somers Township, Ohio	0.0009493500%
OH1675	Somerset Village, Ohio	0.0013447250%
OH1676	Somerville Village, Ohio	0.0001615723%
OH1677	South Amherst Village, Ohio	0.0020257501%
OH1678	South Bloomfield Township, Ohio	0.0004782339%
OH1679	South Bloomfield Village, Ohio	0.0012874261%
OH1680	South Charleston Village, Ohio	0.0026810249%
OH1681	South Euclid City, Ohio	0.0416202012%
OH1682	South Lebanon Village, Ohio	0.0058643200%
OH1683	South Point Village, Ohio	0.0061370801%
OH1684	South Russell Village, Ohio	0.0067283287%
OH1685	South Salem Village, Ohio	0.0005572426%
OH1686	South Solon Village, Ohio	0.0007460421%
OH1687	South Vienna Village, Ohio	0.0009118207%
OH1688	South Webster Village, Ohio	0.0024736332%
OH1689	South Zanesville Village, Ohio	0.0015547932%
OH1690	Southington Township, Ohio	0.0014492645%
OH1691	Sparta Village, Ohio	0.0000770825%
OH1692	Spencer Township, Allen County, Ohio	0.0001636300%
OH1693	Spencer Township, Guernsey County, Ohio	0.0001631748%
OH1694	Spencer Township, Lucas County, Ohio	0.0024565990%
OH1695	Spencer Township, Medina County, Ohio	0.0000708528%
OH1696	Spencer Village, Ohio	0.0016178066%
OH1697	Spencerville Village, Ohio	0.0025294469%
OH1698	Sprigg Township, Ohio	0.0001054107%
OH1699	Spring Valley Township, Ohio	0.0070786377%
OH1700	Spring Valley Village, Ohio	0.0001444620%
OH1701	Springboro City, Ohio	0.0299889938%
OH1702	Springdale City, Ohio	0.0692154947%
OH1703	Springfield City, Ohio	0.4735887613%

State ID	Qualifying Subdivision	Consolidated State Allocation
OH1704	Springfield Township, Clark County, Ohio	0.0105063514%
OH1705	Springfield Township, Gallia County, Ohio	0.0009746740%
OH1706	Springfield Township, Hamilton County, Ohio	0.1053972703%
OH1707	Springfield Township, Jefferson County, Ohio	0.0002231349%
OH1708	Springfield Township, Lucas County, Ohio	0.0432543386%
OH1709	Springfield Township, Mahoning County, Ohio	0.0039675747%
OH1710	Springfield Township, Richland County, Ohio	0.0177162881%
OH1711	Springfield Township, Ross County, Ohio	0.0053121351%
OH1712	Springfield Township, Summit County, Ohio	0.0469667767%
OH1713	Springfield Township, Williams County, Ohio	0.0004950504%
OH1714	St Albans Township, Ohio	0.0043369348%
OH1715	St Clair Township, Butler County, Ohio	0.0005493458%
OH1716	St Clair Township, Columbiana County, Ohio	0.0167991211%
OH1717	St Marys Township, Ohio	0.0002136628%
OH1718	St. Bernard Village, Ohio	0.0379854367%
OH1719	St. Clairsville City, Ohio	0.0187569954%
OH1720	St. Henry Village, Ohio	0.0014076956%
OH1721	St. Louisville Village, Ohio	0.0003799451%
OH1722	St. Marys City, Ohio	0.0281144576%
OH1723	St. Paris Village, Ohio	0.0038066155%
OH1724	Stafford Village, Ohio	0.0000249362%
OH1725	Stark County, Ohio	1.5315796664%
OH1726	Starr Township, Ohio	0.0001436692%
OH1727	Staunton Township, Ohio	0.0003747763%
OH1728	Sterling Township, Ohio	0.0043408795%
OH1729	Steubenville City, Ohio	0.1367338744%
OH1730	Steubenville Township, Ohio	0.0000318764%
OH1731	Stock Township, Harrison County, Ohio	0.0003339830%
OH1732	Stock Township, Noble County, Ohio	0.0000344955%
OH1733	Stockport Village, Ohio	0.0002249256%
OH1734	Stokes Township, Logan County, Ohio	0.0047782092%
OH1735	Stokes Township, Madison County, Ohio	0.0007615846%
OH1736	Stone Creek Village, Ohio	0.0001379503%

State ID	Qualifying Subdivision	Consolidated State Allocation
OH1737	Stonelick Township, Ohio	0.0184280231%
OH1738	Stoutsville Village, Ohio	0.0000733307%
OH1739	Stow City, Ohio	0.1475892163%
OH1740	Strasburg Village, Ohio	0.0032911011%
OH1741	Stratton Village, Ohio	0.0014981914%
OH1742	Streetsboro City, Ohio	0.0206045399%
OH1743	Strongsville City, Ohio	0.0739396664%
OH1744	Struthers City, Ohio	0.0252671862%
OH1745	Stryker Village, Ohio	0.0016737417%
OH1746	Suffield Township, Ohio	0.0026771277%
OH1747	Sugar Bush Knolls Village, Ohio	0.0000982645%
OH1748	Sugar Creek Township, Allen County, Ohio	0.0002727166%
OH1749	Sugar Creek Township, Putnam County, Ohio	0.0001655674%
OH1750	Sugar Creek Township, Wayne County, Ohio	0.0003634054%
OH1751	Sugar Grove Village, Ohio	0.0001955486%
OH1752	Sugarcreek Township, Ohio	0.0470017417%
OH1753	Sugarcreek Village, Ohio	0.0027688605%
OH1754	Sullivan Township, Ohio	0.0017162492%
OH1755	Summerfield Village, Ohio	0.0001212800%
OH1756	Summit Township, Ohio	0.0000062341%
OH1757	Summitville Village, Ohio	0.0004792142%
OH1758	Sunbury Village, Ohio	0.0082323543%
OH1759	Sunfish Township, Ohio	0.0000676034%
OH1760	Swan Creek Township, Ohio	0.0048429959%
OH1761	Swanton Township, Ohio	0.0015012549%
OH1762	Swanton Village, Ohio	0.0072434936%
OH1763	Switzerland Township, Ohio	0.0001807876%
OH1764	Sycamore Township, Hamilton County, Ohio	0.0584269292%
OH1765	Sycamore Township, Wyandot County, Ohio	0.0002766058%
OH1766	Sycamore Village, Ohio	0.0012008738%
OH1767	Sylvania City, Ohio	0.0526622027%
OH1768	Sylvania Township, Ohio	0.1247952267%
OH1769	Symmes Township, Hamilton County, Ohio	0.0305202839%
OH1770	Symmes Township, Lawrence County, Ohio	0.0000521565%
OH1771	Syracuse Village, Ohio	0.0005413001%
OH1772	Tallmadge City, Ohio	0.0580737905%
OH1773	Tarlton Village, Ohio	0.0002242634%
OH1774	Tate Township, Ohio	0.0267197716%
OH1775	Taylor Creek Township, Ohio	0.0001110677%
OH1776	Terrace Park Village, Ohio	0.0056698421%
OH1777	Texas Township, Ohio	0.0002936562%

State ID	Qualifying Subdivision	Consolidated State Allocation
OH1778	The Village of Indian Hill City, Ohio	0.0264202950%
OH1779	Thompson Township, Delaware County, Ohio	0.0002474656%
OH1780	Thompson Township, Geauga County, Ohio	0.0022491568%
OH1781	Thorn Township, Ohio	0.0007422882%
OH1782	Thornville Village, Ohio	0.0006131946%
OH1783	Thurston Village, Ohio	0.0013688400%
OH1784	Tiffin City, Ohio	0.0703803061%
OH1785	Tiffin Township, Ohio	0.0005075927%
OH1786	Tiltonsville Village, Ohio	0.0016575735%
OH1787	Timberlake Village, Ohio	0.0023312243%
OH1788	Tipp City, Ohio	0.0376479790%
OH1789	Tiro Village, Ohio	0.0000326285%
OH1790	Toledo City, Ohio	1.0197706186%
OH1791	Tontogany Village, Ohio	0.0001897924%
OH1792	Toronto City, Ohio	0.0279077997%
OH1793	Townsend Township, Huron County, Ohio	0.0006177098%
OH1794	Townsend Township, Sandusky County, Ohio	0.0000271274%
OH1795	Tremont City Village, Ohio	0.0006396354%
OH1796	Trenton City, Ohio	0.0416371797%
OH1797	Trenton Township, Ohio	0.0000577420%
OH1798	Trimble Township, Ohio	0.0023032365%
OH1799	Trimble Village, Ohio	0.0004320101%
OH1800	Trotwood City, Ohio	0.0811683100%
OH1801	Troy City, Ohio	0.0899917302%
OH1802	Troy Township, Ashland County, Ohio	0.0002358826%
OH1803	Troy Township, Athens County, Ohio	0.0008754383%
OH1804	Troy Township, Geauga County, Ohio	0.0026032794%
OH1805	Troy Township, Richland County, Ohio	0.0034790294%
OH1806	Troy Township, Wood County, Ohio	0.0027734180%
OH1807	Trumbull County, Ohio	2.0203599712%
OH1808	Trumbull Township, Ohio	0.0006457459%
OH1809	Truro Township, Ohio	0.0493339720%
OH1810	Tully Township, Ohio	0.0007929647%
OH1811	Turtle Creek Township, Ohio	0.0003372090%
OH1812	Turtlecreek Township, Ohio	0.0071325956%
OH1813	Tuscarawas County, Ohio	0.3721703206%
OH1814	Tuscarawas Township, Ohio	0.0020979323%
OH1815	Tuscarawas Village, Ohio	0.0003842902%

State ID	Qualifying Subdivision	Consolidated State Allocation
OH1816	Twin Township, Darke County, Ohio	0.0003813690%
OH1817	Twin Township, Ross County, Ohio	0.0052531114%
OH1818	Twinsburg City, Ohio	0.0833508485%
OH1819	Tymochtee Township, Ohio	0.0003170847%
OH1820	Uhrichsville City, Ohio	0.0101787647%
OH1821	Union City Village, Ohio	0.0076150778%
OH1822	Union City, Ohio	0.0198982889%
OH1823	Union County, Ohio	0.3002174205%
OH1824	Union Township, Auglaize County, Ohio	0.0001691497%
OH1825	Union Township, Carroll County, Ohio	0.0000762536%
OH1826	Union Township, Champaign County, Ohio	0.0000211479%
OH1827	Union Township, Clermont County, Ohio	0.3185341547%
OH1828	Union Township, Clinton County, Ohio	0.0085869431%
OH1829	Union Township, Fayette County, Ohio	0.0014043033%
OH1830	Union Township, Highland County, Ohio	0.0112248527%
OH1831	Union Township, Lawrence County, Ohio	0.0011822137%
OH1832	Union Township, Licking County, Ohio	0.0076823054%
OH1833	Union Township, Logan County, Ohio	0.0001197046%
OH1834	Union Township, Mercer County, Ohio	0.0004692319%
OH1835	Union Township, Miami County, Ohio	0.0038499743%
OH1836	Union Township, Muskingum County, Ohio	0.0003209896%
OH1837	Union Township, Pike County, Ohio	0.0001098555%
OH1838	Union Township, Ross County, Ohio	0.0119227921%
OH1839	Union Township, Tuscarawas County, Ohio	0.0002167791%
OH1840	Union Township, Union County, Ohio	0.0002502189%
OH1841	Union Township, Van Wert County, Ohio	0.0002973617%
OH1842	Union Township, Warren County, Ohio	0.0079936267%
OH1843	Unionville Center Village, Ohio	0.0001475046%

State ID	Qualifying Subdivision	Consolidated State Allocation
OH1844	Uniopolis Village, Ohio	0.0002492732%
OH1845	Unity Township, Ohio	0.0000798690%
OH1846	University Heights City, Ohio	0.0306916388%
OH1847	Upper Arlington City, Ohio	0.1198448950%
OH1848	Upper Sandusky City, Ohio	0.0108550896%
OH1849	Upper Township, Ohio	0.0007475763%
OH1850	Urbana City, Ohio	0.0575116162%
OH1851	Urbancrest Village, Ohio	0.0003436577%
OH1852	Utica Village, Ohio	0.0044986588%
OH1853	Valley Hi Village, Ohio	0.0001316045%
OH1854	Valley Township, Guernsey County, Ohio	0.0005439160%
OH1855	Valley Township, Scioto County, Ohio	0.0018196842%
OH1856	Valley View Village, Ohio	0.0158831601%
OH1857	Valleyview Village, Ohio	0.0016037359%
OH1858	Van Buren Township, Darke County, Ohio	0.0003444623%
OH1859	Van Buren Township, Putnam County, Ohio	0.0002317943%
OH1860	Van Buren Township, Shelby County, Ohio	0.0003904525%
OH1861	Van Buren Village, Ohio	0.0001188906%
OH1862	Van Wert City, Ohio	0.0528808311%
OH1863	Van Wert County, Ohio	0.1122540604%
OH1864	Vandalia City, Ohio	0.0967305650%
OH1865	Vanlue Village, Ohio	0.0001114793%
OH1866	Venedocia Village, Ohio	0.0000371702%
OH1867	Venice Township, Ohio	0.0000100271%
OH1868	Vermilion City, Ohio	0.0432196320%
OH1869	Vermilion Township, Ohio	0.0012778552%
OH1870	Vermillion Township, Ohio	0.0004880329%
OH1871	Vernon Township, Crawford County, Ohio	0.0000108762%
OH1872	Vernon Township, Scioto County, Ohio	0.0038952614%
OH1873	Vernon Township, Trumbull County, Ohio	0.0006308563%
OH1874	Verona Village, Ohio	0.0012373333%
OH1875	Versailles Village, Ohio	0.0100017096%
OH1876	Vienna Township, Ohio	0.0042113922%
OH1877	Vinton County, Ohio	0.1090168446%
OH1878	Vinton Township, Ohio	0.0001170406%
OH1879	Vinton Village, Ohio	0.0005060807%
OH1880	Violet Township, Ohio	0.0621844457%
OH1881	Virginia Township, Ohio	0.0000841915%
OH1882	Wabash Township, Ohio	0.0000492089%
OH1883	Wadsworth City, Ohio	0.0760959559%
OH1884	Waite Hill Village, Ohio	0.0053068521%

State ID	Qualifying Subdivision	Consolidated State Allocation
OH1885	Wakeman Village, Ohio	0.0018119487%
OH1886	Walbridge Village, Ohio	0.0029019871%
OH1887	Waldo Township, Ohio	0.0000743838%
OH1888	Waldo Village, Ohio	0.0004160980%
OH1889	Walnut Township, Fairfield County, Ohio	0.0087100593%
OH1890	Walnut Township, Gallia County, Ohio	0.0001499498%
OH1891	Walton Hills Village, Ohio	0.0099526568%
OH1892	Wapakoneta City, Ohio	0.0275268850%
OH1893	Ward Township, Ohio	0.0001486233%
OH1894	Warren City, Ohio	0.3520178232%
OH1895	Warren County, Ohio	1.0504230532%
OH1896	Warren Township, Belmont County, Ohio	0.0000984250%
OH1897	Warren Township, Jefferson County, Ohio	0.0004303316%
OH1898	Warren Township, Trumbull County, Ohio	0.0001534515%
OH1899	Warren Township, Tuscarawas County, Ohio	0.0002069255%
OH1900	Warren Township, Washington County, Ohio	0.0008773149%
OH1901	Warrensville Heights City, Ohio	0.0361164097%
OH1902	Warsaw Village, Ohio	0.0003911414%
OH1903	Warwick Township, Ohio	0.0008474093%
OH1904	Washington County, Ohio	0.3325608246%
OH1905	Washington Court House City, Ohio	0.0376016242%
OH1906	Washington Township, Auglaize County, Ohio	0.0023680955%
OH1907	Washington Township, Belmont County, Ohio	0.0000843643%
OH1908	Washington Township, Brown County, Ohio	0.0011782387%
OH1909	Washington Township, Carroll County, Ohio	0.0002178675%
OH1910	Washington Township, Clermont County, Ohio	0.0305984481%
OH1911	Washington Township, Clinton County, Ohio	0.0029440948%
OH1912	Washington Township, Columbiana County, Ohio	0.0006256408%
OH1913	Washington Township, Coshocton County, Ohio	0.0000841915%
OH1914	Washington Township, Darke County, Ohio	0.0003198579%
OH1915	Washington Township, Defiance County, Ohio	0.0003531079%

State ID	Qualifying Subdivision	Consolidated State Allocation
OH1916	Washington Township, Franklin County, Ohio	0.1225330619%
OH1917	Washington Township, Guernsey County, Ohio	0.0000951853%
OH1918	Washington Township, Hancock County, Ohio	0.0008925122%
OH1919	Washington Township, Harrison County, Ohio	0.0003339830%
OH1920	Washington Township, Henry County, Ohio	0.0002571801%
OH1921	Washington Township, Highland County, Ohio	0.0004065339%
OH1922	Washington Township, Hocking County, Ohio	0.0002427514%
OH1923	Washington Township, Holmes County, Ohio	0.0000261741%
OH1924	Washington Township, Jackson County, Ohio	0.0003315132%
OH1925	Washington Township, Lawrence County, Ohio	0.0000695420%
OH1926	Washington Township, Licking County, Ohio	0.0008154920%
OH1927	Washington Township, Logan County, Ohio	0.0017756185%
OH1928	Washington Township, Lucas County, Ohio	0.0071150384%
OH1929	Washington Township, Mercer County, Ohio	0.0001173080%
OH1930	Washington Township, Miami County, Ohio	0.0009766897%
OH1931	Washington Township, Monroe County, Ohio	0.0000062341%
OH1932	Washington Township, Montgomery County, Ohio	0.1316317394%
OH1933	Washington Township, Morrow County, Ohio	0.0002420690%
OH1934	Washington Township, Muskingum County, Ohio	0.0014845767%
OH1935	Washington Township, Paulding County, Ohio	0.0000402008%
OH1936	Washington Township, Pickaway County, Ohio	0.0003983733%
OH1937	Washington Township, Preble County, Ohio	0.0006874604%
OH1938	Washington Township, Richland County, Ohio	0.0012132000%
OH1939	Washington Township, Sandusky County, Ohio	0.0006510581%

State ID	Qualifying Subdivision	Consolidated State Allocation
OH1940	Washington Township, Scioto County, Ohio	0.0113445935%
OH1941	Washington Township, Shelby County, Ohio	0.0000798653%
OH1942	Washington Township, Stark County, Ohio	0.0006531299%
OH1943	Washington Township, Wood County, Ohio	0.0002265264%
OH1944	Washingtonville Village, Ohio	0.0014015930%
OH1945	Waterford Township, Ohio	0.0050048725%
OH1946	Waterloo Township, Ohio	0.0006670006%
OH1947	Watertown Township, Ohio	0.0001503968%
OH1948	Waterville City, Ohio	0.0124831621%
OH1949	Waterville Township, Ohio	0.0015558460%
OH1950	Wauseon City, Ohio	0.0277126990%
OH1951	Waverly Village, Ohio	0.0077490360%
OH1952	Wayne County, Ohio	0.2257675097%
OH1953	Wayne Lakes Village, Ohio	0.0075166600%
OH1954	Wayne Township, Adams County, Ohio	0.0012649279%
OH1955	Wayne Township, Ashtabula County, Ohio	0.0005165967%
OH1956	Wayne Township, Auglaize County, Ohio	0.0004273255%
OH1957	Wayne Township, Belmont County, Ohio	0.0000562429%
OH1958	Wayne Township, Butler County, Ohio	0.0007432325%
OH1959	Wayne Township, Champaign County, Ohio	0.0014909244%
OH1960	Wayne Township, Clermont County, Ohio	0.0020513889%
OH1961	Wayne Township, Clinton County, Ohio	0.0002007337%
OH1962	Wayne Township, Columbiana County, Ohio	0.0005990178%
OH1963	Wayne Township, Darke County, Ohio	0.0000369067%
OH1964	Wayne Township, Fayette County, Ohio	0.0001404303%
OH1965	Wayne Township, Jefferson County, Ohio	0.0021038433%
OH1966	Wayne Township, Monroe County, Ohio	0.0000062341%
OH1967	Wayne Township, Muskingum County, Ohio	0.0001404329%
OH1968	Wayne Township, Noble County, Ohio	0.0000862387%

State ID	Qualifying Subdivision	Consolidated State Allocation
OH1969	Wayne Township, Pickaway County, Ohio	0.0000437239%
OH1970	Wayne Township, Tuscarawas County, Ohio	0.0003941438%
OH1971	Wayne Township, Warren County, Ohio	0.0038164622%
OH1972	Wayne Village, Ohio	0.0008081483%
OH1973	Waynesburg Village, Ohio	0.0012073007%
OH1974	Waynesfield Village, Ohio	0.0007567223%
OH1975	Waynesville Village, Ohio	0.0046309511%
OH1976	Weathersfield Township, Ohio	0.0249955502%
OH1977	Weller Township, Ohio	0.0004460294%
OH1978	Wellington Village, Ohio	0.0164981765%
OH1979	Wells Township, Ohio	0.0100888848%
OH1980	Wellston City, Ohio	0.0406103723%
OH1981	Wellsville Village, Ohio	0.0125660620%
OH1982	Wesley Township, Ohio	0.0001253307%
OH1983	West Alexandria Village, Ohio	0.0099845432%
OH1984	West Carrollton City, Ohio	0.0603546931%
OH1985	West Chester Township, Ohio	0.3737167118%
OH1986	West Elkton Village, Ohio	0.0026843690%
OH1987	West Farmington Village, Ohio	0.0001875519%
OH1988	West Jefferson Village, Ohio	0.0159155640%
OH1989	West Lafayette Village, Ohio	0.0026252451%
OH1990	West Leipsic Village, Ohio	0.0002152376%
OH1991	West Liberty Village, Ohio	0.0035013600%
OH1992	West Manchester Village, Ohio	0.0025206880%
OH1993	West Mansfield Village, Ohio	0.0000798031%
OH1994	West Millgrove Village, Ohio	0.0001102020%
OH1995	West Milton Village, Ohio	0.0098350376%
OH1996	West Rushville Village, Ohio	0.0001070525%
OH1997	West Salem Village, Ohio	0.0004987159%
OH1998	West Township, Ohio	0.0005857063%
OH1999	West Union Village, Ohio	0.0111998820%
OH2000	West Unity Village, Ohio	0.0014694352%
OH2001	Westerville City, Ohio	0.2122517954%
OH2002	Westfield Center Village, Ohio	0.0015469538%
OH2003	Westfield Township, Ohio	0.0022200558%
OH2004	Westlake City, Ohio	0.0470647273%
OH2005	Westland Township, Ohio	0.0000407937%
OH2006	Weston Township, Ohio	0.0001040797%
OH2007	Weston Village, Ohio	0.0009305950%
OH2008	Wharton Village, Ohio	0.0000269859%
OH2009	Wheeling Township, Belmont County, Ohio	0.0005343072%
OH2010	Wheeling Township, Guernsey County, Ohio	0.0000407937%
OH2011	Whetstone Township, Ohio	0.0003262846%
OH2012	White Eyes Township, Ohio	0.0001913444%

State ID	Qualifying Subdivision	Consolidated State Allocation
OH2013	Whitehall City, Ohio	0.0708163966%
OH2014	Whitehouse Village, Ohio	0.0191159792%
OH2015	Whitewater Township, Ohio	0.0072647461%
OH2016	Wickliffe City, Ohio	0.0543194216%
OH2017	Wilkesville Township, Ohio	0.0005461896%
OH2018	Wilkesville Village, Ohio	0.0001034151%
OH2019	Willard City, Ohio	0.0338504955%
OH2020	Williams County, Ohio	0.1507467614%
OH2021	Williamsburg Township, Ohio	0.0138253270%
OH2022	Williamsburg Village, Ohio	0.0064127452%
OH2023	Williamsfield Township, Ohio	0.0004696334%
OH2024	Williamsport Village, Ohio	0.0004226644%
OH2025	Willoughby City, Ohio	0.1356374532%
OH2026	Willoughby Hills City, Ohio	0.0528410843%
OH2027	Willowick City, Ohio	0.0540256495%
OH2028	Wills Township, Ohio	0.0001087832%
OH2029	Willshire Village, Ohio	0.0006690639%
OH2030	Wilmington City, Ohio	0.1278227818%
OH2031	Wilmot Village, Ohio	0.0024343932%
OH2032	Wilson Township, Ohio	0.0006914162%
OH2033	Wilson Village, Ohio	0.0001415832%
OH2034	Winchester Village, Ohio	0.0033994936%
OH2035	Windham Township, Ohio	0.0001218723%
OH2036	Windham Village, Ohio	0.0030305573%
OH2037	Windsor Township, Ashtabula County, Ohio	0.0006340051%
OH2038	Windsor Township, Lawrence County, Ohio	0.0007128053%
OH2039	Windsor Township, Morgan County, Ohio	0.0004926943%
OH2040	Wintersville Village, Ohio	0.0169582518%
OH2041	Wood County, Ohio	0.6017827347%
OH2042	Woodlawn Village, Ohio	0.0240822158%
OH2043	Woodmere Village, Ohio	0.0007072352%
OH2044	Woodsfield Village, Ohio	0.0011221301%
OH2045	Woodstock Village, Ohio	0.0001517571%
OH2046	Woodville Township, Ohio	0.0019622167%
OH2047	Woodville Village, Ohio	0.0034270973%
OH2048	Wooster City, Ohio	0.4046402646%
OH2049	Wooster Township, Ohio	0.0017358405%
OH2050	Worthington City, Ohio	0.0819890902%
OH2051	Worthington Township, Ohio	0.0017573559%
OH2052	Wren Village, Ohio	0.0008301349%
OH2053	Wyandot County, Ohio	0.0959147354%
OH2054	Wyoming City, Ohio	0.0220280462%
OH2055	Xenia City, Ohio	0.1268376308%
OH2056	Xenia Township, Ohio	0.0075532986%
OH2057	Yankee Lake Village, Ohio	0.0000341003%
OH2058	Yellow Creek Township, Ohio	0.0010782320%

State ID	Qualifying Subdivision	Consolidated State Allocation
OH2059	Yellow Springs Village, Ohio	0.0142295064%
OH2060	York Township, Athens County, Ohio	0.0005523599%
OH2061	York Township, Fulton County, Ohio	0.0061882726%
OH2062	York Township, Medina County, Ohio	0.0023145263%
OH2063	York Township, Sandusky County, Ohio	0.0006239306%
OH2064	York Township, Tuscarawas County, Ohio	0.0007784341%
OH2065	York Township, Van Wert County, Ohio	0.0001115107%
OH2066	Yorkshire Village, Ohio	0.0007627380%
OH2067	Yorkville Village, Ohio	0.0011795516%
OH2068	Youngstown City, Ohio	0.5751891038%
OH2069	Zaleski Village, Ohio	0.0000780271%
OH2070	Zane Township, Ohio	0.0012568985%
OH2071	Zanesfield Village, Ohio	0.0001257699%
OH2072	Zanesville City, Ohio	0.1371227251%
OH2073	Zoar Village, Ohio	0.0002364863%

State ID	Qualifying Subdivision	Consolidated State Allocation
OK1	Ada City, Oklahoma	0.8751127538%
OK2	Adair County, Oklahoma	0.4266209709%
OK3	Alfalfa County, Oklahoma	0.0752358760%
OK4	Altus City, Oklahoma	0.0622184471%
OK5	Anadarko City, Oklahoma	0.2177062552%
OK6	Ardmore City, Oklahoma	0.8834203994%
OK7	Atoka County, Oklahoma	0.3570166411%
OK8	Bartlesville City, Oklahoma	0.7616370548%
OK9	Beaver County, Oklahoma	0.0784743727%
OK10	Beckham County, Oklahoma	0.2846460130%
OK11	Bethany City, Oklahoma	0.2482441625%
OK12	Bixby City, Oklahoma	0.2557077913%
OK13	Blaine County, Oklahoma	0.1909298641%
OK14	Broken Arrow City, Oklahoma	1.9405732012%
OK15	Bryan County, Oklahoma	0.5253079080%
OK16	Burns Flat Town, Oklahoma	0.0297825750%
OK17	Caddo County, Oklahoma	0.4845736458%
OK18	Canadian County, Oklahoma	0.5808839408%
OK19	Carter County, Oklahoma	1.0204659663%
OK20	Cherokee County, Oklahoma	0.0547155245%
OK21	Chickasha City, Oklahoma	0.1510124411%
OK22	Choctaw City, Oklahoma	0.0613538158%
OK23	Choctaw County, Oklahoma	0.4004199348%
OK24	Cimarron County, Oklahoma	0.0722904419%
OK25	Claremore City, Oklahoma	0.7190775254%
OK26	Cleveland County, Oklahoma	0.2725422694%
OK27	Coal County, Oklahoma	0.1610866236%
OK28	Comanche County, Oklahoma	2.0790341012%
OK29	Cotton County, Oklahoma	0.1077265239%
OK30	Coweta City, Oklahoma	0.3910652406%
OK31	Craig County, Oklahoma	0.2892248732%
OK32	Creek County, Oklahoma	1.2474865281%
OK33	Custer County, Oklahoma	0.4049880250%
OK34	Del City, Oklahoma	0.2643825434%
OK35	Delaware County, Oklahoma	0.8410533842%
OK36	Dewey County, Oklahoma	0.0676712782%
OK37	Duncan City, Oklahoma	0.8937861298%
OK38	Durant City, Oklahoma	0.7336303563%
OK39	Edmond City, Oklahoma	1.4615935748%
OK40	El Reno City, Oklahoma	0.2053992273%
OK41	Elk City, Oklahoma	0.3587477547%
OK42	Ellis County, Oklahoma	0.0583375351%
OK43	Enid City, Oklahoma	0.7392412881%
OK44	Garfield County, Oklahoma	0.2542221165%
OK45	Garvin County, Oklahoma	0.8411004189%
OK46	Glenpool City, Oklahoma	0.1608895657%
OK47	Grady County, Oklahoma	1.0545977812%
OK48	Grant County, Oklahoma	0.0405478903%
OK49	Greer County, Oklahoma	0.1583252054%

State ID	Qualifying Subdivision	Consolidated State Allocation
OK50	Guthrie City, Oklahoma	0.1856265512%
OK51	Guymon City, Oklahoma	0.0547591936%
OK52	Harmon County, Oklahoma	0.0673861249%
OK53	Harper County, Oklahoma	0.0522026584%
OK54	Haskell County, Oklahoma	0.2531508354%
OK55	Hughes County, Oklahoma	0.2061436213%
OK56	Jackson County, Oklahoma	0.4801048418%
OK57	Jefferson County, Oklahoma	0.3090924602%
OK58	Jenks City, Oklahoma	0.1806228639%
OK59	Johnston County, Oklahoma	0.4472082986%
OK60	Kay County, Oklahoma	0.5067583031%
OK61	Kingfisher County, Oklahoma	0.2717757463%
OK62	Kiowa County, Oklahoma	0.2298382701%
OK63	Latimer County, Oklahoma	0.3148762172%
OK64	Lawton City, Oklahoma	0.3312681144%
OK65	Le Flore County, Oklahoma	1.4166392289%
OK66	Lincoln County, Oklahoma	0.6999457500%
OK67	Logan County, Oklahoma	0.5399784520%
OK68	Love County, Oklahoma	0.2288662752%
OK69	Major County, Oklahoma	0.0852741304%
OK70	Marshall County, Oklahoma	0.2609426135%
OK71	Mayes County, Oklahoma	1.2431623622%
OK72	McAlester City, Oklahoma	1.2318612380%
OK73	McClain County, Oklahoma	0.6643227071%
OK74	McCurtain County, Oklahoma	0.8951427325%
OK75	McIntosh County, Oklahoma	0.6473819592%
OK76	Miami City, Oklahoma	0.3080134381%
OK77	Midwest City, Oklahoma	1.3662006673%
OK78	Moore City, Oklahoma	0.2533704430%
OK79	Murray County, Oklahoma	0.5297956437%
OK80	Muskogee City, Oklahoma	2.5039385148%
OK81	Muskogee County, Oklahoma	0.1783839604%
OK82	Mustang City, Oklahoma	0.1655020823%
OK83	Newcastle City, Oklahoma	0.2606099206%
OK84	Noble County, Oklahoma	0.1688783176%
OK85	Norman City, Oklahoma	4.4189589851%
OK86	Nowata County, Oklahoma	0.1569775216%
OK87	Okfuskee County, Oklahoma	0.2609296558%
OK88	Oklahoma City, Oklahoma	14.3489114350%
OK89	Oklahoma County, Oklahoma	3.3422940072%
OK90	Okmulgee City, Oklahoma	0.5086746948%
OK91	Okmulgee County, Oklahoma	0.4742639531%
OK92	Osage County, Oklahoma	0.5896618496%
OK93	Ottawa County, Oklahoma	0.3159777890%
OK94	Owasso City, Oklahoma	0.7456266521%
OK95	Pawnee County, Oklahoma	0.6201145221%
OK96	Payne County, Oklahoma	0.6719554590%
OK97	Pittsburg County, Oklahoma	0.1253496540%
OK98	Ponca City, Oklahoma	0.4343605817%

State ID	Qualifying Subdivision	Consolidated State Allocation
OK99	Pontotoc County, Oklahoma	0.3451006157%
OK100	Pottawatomie County, Oklahoma	0.8536612997%
OK101	Pushmataha County, Oklahoma	0.3982344607%
OK102	Roger Mills County, Oklahoma	0.0439550052%
OK103	Rogers County, Oklahoma	1.2081401690%
OK104	Sand Springs City, Oklahoma	0.3849881687%
OK105	Sapulpa City, Oklahoma	1.1421081226%
OK106	Seminole City, Oklahoma	0.2214634802%
OK107	Seminole County, Oklahoma	0.4144393970%
OK108	Sequoyah County, Oklahoma	1.5345087624%
OK109	Shawnee City, Oklahoma	1.3614784311%
OK110	Stephens County, Oklahoma	0.8246887486%
OK111	Stillwater City, Oklahoma	0.8442351700%
OK112	Tahlequah City, Oklahoma	1.5329176592%
OK113	Texas County, Oklahoma	0.3711376613%
OK114	Tillman County, Oklahoma	0.1988848754%
OK115	Tulsa City, Oklahoma	11.8499277217%
OK116	Tulsa County, Oklahoma	5.3498014970%
OK117	Wagoner County, Oklahoma	0.8686244855%
OK118	Warr Acres City, Oklahoma	0.1616160377%
OK119	Washington County, Oklahoma	0.3936750370%
OK120	Washita County, Oklahoma	0.1931168527%
OK121	Weatherford City, Oklahoma	0.1872773945%
OK122	Woods County, Oklahoma	0.1975804400%
OK123	Woodward City, Oklahoma	0.2327716722%
OK124	Woodward County, Oklahoma	0.1781706634%
OK125	Yukon City, Oklahoma	0.3103071173%

State ID	Qualifying Subdivision	Consolidated State Allocation
OR1	Albany City, Oregon	1.1574421234%
OR2	Ashland City, Oregon	0.5725593238%
OR3	Astoria City, Oregon	0.1859283065%
OR4	Baker County, Oregon	0.4771636205%
OR5	Beaverton City, Oregon	0.9709676029%
OR6	Bend City, Oregon	0.9443519043%
OR7	Benton County, Oregon	1.0219885306%
OR8	Canby City, Oregon	0.1716812437%
OR9	Central Point City, Oregon	0.1718730043%
OR10	Clackamas County, Oregon	7.7713142577%
OR11	Clatsop County, Oregon	1.1423692099%
OR12	Columbia County, Oregon	1.0096699413%
OR13	Coos Bay City, Oregon	0.2538945929%
OR14	Coos County, Oregon	1.5633002470%
OR15	Cornelius City, Oregon	0.0949750265%
OR16	Corvallis City, Oregon	0.6633711425%
OR17	Cottage Grove City, Oregon	0.0910229575%
OR18	Crook County, Oregon	0.3513229911%
OR19	Curry County, Oregon	0.7612961295%
OR20	Dallas City, Oregon	0.1606964683%
OR21	Deschutes County, Oregon	2.2569753600%
OR22	Douglas County, Oregon	2.5689481047%
OR23	Eugene City, Oregon	2.7611039932%
OR24	Forest Grove City, Oregon	0.2522169415%
OR26	Gladstone City, Oregon	0.1181360032%
OR28	Grants Pass City, Oregon	0.8232581895%
OR29	Gresham City, Oregon	0.9831942718%
OR30	Happy Valley City, Oregon	0.0103506009%
OR32	Hermiston City, Oregon	0.1316304314%
OR33	Hillsboro City, Oregon	1.5083519364%
OR34	Hood River County, Oregon	0.3553687498%
OR35	Independence City, Oregon	0.0808970601%
OR36	Jackson County, Oregon	4.0769510640%
OR37	Jefferson County, Oregon	0.3674692915%
OR38	Josephine County, Oregon	1.6536523798%
OR39	Keizer City, Oregon	0.1916558451%
OR40	Klamath County, Oregon	1.2169628601%
OR41	Klamath Falls City, Oregon	0.3209275214%
OR42	La Grande City, Oregon	0.2715648669%
OR44	Lake Oswego City, Oregon	0.6934160342%
OR45	Lane County, Oregon	6.3326808234%
OR46	Lebanon City, Oregon	0.3269345282%
OR47	Lincoln County, Oregon	1.5190343268%
OR48	Linn County, Oregon	1.8185376689%
OR49	Malheur County, Oregon	0.5014027023%
OR50	Marion County, Oregon	4.1636475308%
OR51	McMinnville City, Oregon	0.4803592635%
OR52	Medford City, Oregon	1.5540758598%
OR53	Milwaukie City, Oregon	0.2113647118%

State ID	Qualifying Subdivision	Consolidated State Allocation
OR54	Monmouth City, Oregon	0.0706960930%
OR55	Morrow County, Oregon	0.1351544937%
OR56	Multnomah County, Oregon	13.9643815662%
OR57	Newberg City, Oregon	0.4093257361%
OR58	Newport City, Oregon	0.1908392623%
OR59	Ontario City, Oregon	0.1869780182%
OR60	Oregon City, Oregon	0.2765040475%
OR61	Pendleton City, Oregon	0.3521049458%
OR62	Polk County, Oregon	0.7074299681%
OR63	Portland City, Oregon	8.2736702858%
OR64	Prineville City, Oregon	0.0924861843%
OR65	Redmond City, Oregon	0.1550311086%
OR66	Roseburg City, Oregon	0.6370799877%
OR67	Salem City, Oregon	3.0438221421%
OR68	Sandy City, Oregon	0.0775015682%
OR70	Sherwood City, Oregon	0.1404204928%
OR71	Silverton City, Oregon	0.0775630731%
OR72	Springfield City, Oregon	1.1667234659%
OR73	St. Helens City, Oregon	0.1964453077%
OR74	The Dalles City, Oregon	0.1723418738%
OR75	Tigard City, Oregon	0.5049875956%
OR76	Tillamook County, Oregon	0.9001228870%
OR77	Troutdale City, Oregon	0.0899929610%
OR78	Tualatin City, Oregon	0.1551565618%
OR79	Umatilla County, Oregon	0.9738633884%
OR80	Union County, Oregon	0.4153841374%
OR82	Wasco County, Oregon	0.4116278731%
OR83	Washington County, Oregon	7.2167622210%
OR84	West Linn City, Oregon	0.1600504983%
OR86	Wilsonville City, Oregon	0.1383351396%
OR87	Woodburn City, Oregon	0.2069349266%
OR88	Yamhill County, Oregon	1.4120246444%

State ID	Qualifying Subdivision	Consolidated State Allocation
PA2	Adams County, Pennsylvania	Allocations in Pennsylvania will be made in accordance with the Pennsylvania Trust and Allocation Order.
PA4	Aliquippa City, Pennsylvania	
PA5	Allegheny County, Pennsylvania	
PA6	Allentown City, Pennsylvania	
PA10	Armstrong County, Pennsylvania	
PA13	Beaver County, Pennsylvania	
PA14	Bedford County, Pennsylvania	
PA15	Bensalem Township, Pennsylvania	
PA16	Berks County, Pennsylvania	
PA20	Blair County, Pennsylvania	
PA22	Bradford County, Pennsylvania	
PA23	Bristol Township, Pennsylvania	
PA25	Bucks County, Pennsylvania	
PA27	Butler County, Pennsylvania	
PA30	Cambria County, Pennsylvania	
PA31	Cameron County, Pennsylvania	
PA32	Carbon County, Pennsylvania	
PA36	Centre County, Pennsylvania	
PA40	Chester County, Pennsylvania	
PA42	Clarion County, Pennsylvania	
PA43	Clearfield County, Pennsylvania	
PA44	Clinton County, Pennsylvania	
PA46	Coatesville City, Pennsylvania	
PA49	Columbia County, Pennsylvania	
PA53	Crawford County, Pennsylvania	
PA54	Cumberland County, Pennsylvania	
PA57	Dauphin County, Pennsylvania	
PA58	Delaware County, Pennsylvania	
PA76	Edwardsville Borough, Pennsylvania	
PA79	Elk County, Pennsylvania	
PA84	Erie County, Pennsylvania	
PA85	Exeter Borough, Pennsylvania	
PA90	Fayette County, Pennsylvania	
PA92	Forest County, Pennsylvania	
PA94	Forty Fort Borough, Pennsylvania	
PA96	Franklin County, Pennsylvania	
PA98	Fulton County, Pennsylvania	
PA99	Greene County, Pennsylvania	
PA107	Hanover Township, Luzerne County, Pennsylvania	
PA114	Hazleton City, Pennsylvania	
PA120	Huntingdon County, Pennsylvania	
PA122	Indiana County, Pennsylvania	
PA123	Jefferson County, Pennsylvania	
PA126	Juniata County, Pennsylvania	
PA127	Kingston Borough, Pennsylvania	
PA128	Lackawanna County, Pennsylvania	
PA130	Lancaster County, Pennsylvania	

State ID	Qualifying Subdivision	Consolidated State Allocation
PA134	Lawrence County, Pennsylvania	<p style="text-align: center;">Allocations in Pennsylvania will be made in accordance with the Pennsylvania Trust and Allocation Order.</p>
PA136	Lebanon County, Pennsylvania	
PA137	Lehigh County, Pennsylvania	
PA141	Lock Haven City, Pennsylvania	
PA147	Lower Makefield Township, Pennsylvania	
PA155	Lower Southampton Township, Pennsylvania	
PA157	Luzerne County, Pennsylvania	
PA158	Lycoming County, Pennsylvania	
PA348	Mahoning Township, Lawrence County, Pennsylvania	
PA164	McKean County, Pennsylvania	
PA167	Mercer County, Pennsylvania	
PA169	Middletown Township, Bucks County, Pennsylvania	
PA171	Mifflin County, Pennsylvania	
PA174	Monroe County, Pennsylvania	
PA176	Montgomery County, Pennsylvania	
PA178	Montour County, Pennsylvania	
PA180	Morrisville Borough, Pennsylvania	
PA187	Nanticoke City, Pennsylvania	
PA190	New Castle City, Pennsylvania	
PA195	Newtown Township, Bucks County, Pennsylvania	
PA197	Norristown Borough, Pennsylvania	
PA205	Northampton County, Pennsylvania	
PA207	Northumberland County, Pennsylvania	
PA213	Perry County, Pennsylvania	
PA215	Philadelphia City, Pennsylvania	
PA217	Pike County, Pennsylvania	
PA219	Pittsburgh City, Pennsylvania	
PA220	Plains Township, Pennsylvania	
PA225	Potter County, Pennsylvania	
PA241	Schuylkill County, Pennsylvania	
PA248	Snyder County, Pennsylvania	
PA249	Somerset County, Pennsylvania	
PA265	Sugar Notch Borough, Pennsylvania	
PA266	Sullivan County, Pennsylvania	
PA267	Susquehanna County, Pennsylvania	
PA270	Tioga County, Pennsylvania	
PA273	Union County, Pennsylvania	

State ID	Qualifying Subdivision	Consolidated State Allocation
PA349	Union Township, Lawrence County, Pennsylvania	<p style="text-align: center;">Allocations in Pennsylvania will be made in accordance with the Pennsylvania Trust and Allocation Order.</p>
PA290	Venango County, Pennsylvania	
PA350	Wampum Borough, Pennsylvania	
PA291	Warminster Township, Pennsylvania	
PA292	Warren County, Pennsylvania	
PA293	Warrington Township, Bucks County, Pennsylvania	
PA297	Washington County, Pennsylvania	
PA299	Wayne County, Pennsylvania	
PA310	West Norriton Township, Pennsylvania	
PA311	West Pittston Borough, Pennsylvania	
PA313	Westmoreland County, Pennsylvania	
PA320	Wilkes Barre Township, Pennsylvania	
PA321	Wilkes-Barre City, Pennsylvania	
PA327	Wright Township, Pennsylvania	
PA328	Wyoming Borough, Pennsylvania	
PA329	Wyoming County, Pennsylvania	
PA333	York County, Pennsylvania	
PA335	Fairview Township, Luzerne County, Pennsylvania	
PA336	District Attorney of Allegheny County, Pennsylvania	
PA337	District Attorney of Berks County, Pennsylvania	
PA338	District Attorney of Bucks County, Pennsylvania	
PA339	District Attorney of Chester County, Pennsylvania	
PA340	District Attorney of Clearfield County, Pennsylvania	
PA341	District Attorney of Dauphin County, Pennsylvania	
PA342	District Attorney of Delaware County, Pennsylvania	
PA343	District Attorney of Erie County, Pennsylvania	
PA344	District Attorney of Lehigh County, Pennsylvania	
PA345	District Attorney of Northampton County, Pennsylvania	
PA346	District Attorney of Philadelphia County, Pennsylvania	

State ID	Qualifying Subdivision	Consolidated State Allocation
PA347	District Attorney of Westmoreland County, Pennsylvania	Allocations in Pennsylvania will be made in accordance with the Pennsylvania Trust and Allocation Order.
PA351	Southeastern Pennsylvania Transportation Authority, Pennsylvania	

State ID	Qualifying Subdivision	Consolidated State Allocation
PR1	Adjuntas, Puerto Rico	0.4468461493%
PR2	Aguada, Puerto Rico	0.9238661758%
PR3	Aguadilla, Puerto Rico	1.6156167759%
PR4	Aguas Buenas, Puerto Rico	0.7490858028%
PR5	Aibonito, Puerto Rico	0.7959428477%
PR6	Anasco, Puerto Rico	0.5050154853%
PR7	Arecibo, Puerto Rico	1.3074850692%
PR8	Arroyo, Puerto Rico	2.0592191012%
PR9	Barceloneta, Puerto Rico	0.5768569406%
PR10	Barranquitas, Puerto Rico	0.7167107056%
PR11	Bayamon, Puerto Rico	5.7282390971%
PR12	Cabo Rojo, Puerto Rico	1.1570847420%
PR13	Caguas, Puerto Rico	4.7119895861%
PR14	Camuy, Puerto Rico	0.7759381807%
PR15	Canovanas, Puerto Rico	1.0721780377%
PR16	Carolina, Puerto Rico	4.3228006165%
PR17	Catano, Puerto Rico	0.7612066695%
PR18	Cayey, Puerto Rico	1.3596493469%
PR19	Ceiba, Puerto Rico	0.2896687707%
PR20	Ciales, Puerto Rico	0.4533215195%
PR21	Cidra, Puerto Rico	1.1671492158%
PR22	Coamo, Puerto Rico	0.9970822347%
PR23	Comerio, Puerto Rico	0.5268640655%
PR24	Corozal, Puerto Rico	0.8595048594%
PR25	Culebra, Puerto Rico	0.0380175870%
PR26	Dorado, Puerto Rico	0.8970759382%
PR27	Fajardo, Puerto Rico	1.1102770585%
PR28	Florida, Puerto Rico	0.2695408253%
PR29	Guanica, Puerto Rico	0.4269617539%
PR30	Guayama, Puerto Rico	1.3293151076%
PR31	Guayanilla, Puerto Rico	0.4886780984%
PR32	Guaynabo, Puerto Rico	2.3185934725%
PR33	Gurabo, Puerto Rico	0.9866291335%
PR34	Hatillo, Puerto Rico	1.0577790273%
PR35	Hormigueros, Puerto Rico	0.3963005262%
PR36	Humacao, Puerto Rico	1.8829438530%
PR37	Isabela, Puerto Rico	1.0062900243%
PR38	Jayuya, Puerto Rico	0.3757431113%
PR39	Juana Diaz, Puerto Rico	1.7179648597%
PR40	Juncos, Puerto Rico	0.9543672919%
PR41	Lajas, Puerto Rico	0.5633742491%
PR42	Lares, Puerto Rico	0.6852103333%
PR43	Las Marias, Puerto Rico	0.2285582941%
PR44	Las Piedras, Puerto Rico	0.8440153869%
PR45	Loiza, Puerto Rico	0.7971240145%
PR46	Luquillo, Puerto Rico	0.5035020683%
PR47	Manati, Puerto Rico	1.3858134207%
PR48	Maricao, Puerto Rico	0.1311593846%
PR49	Maunabo, Puerto Rico	0.2983734242%

State ID	Qualifying Subdivision	Consolidated State Allocation
PR50	Mayaguez, Puerto Rico	2.7384221211%
PR51	Moca, Puerto Rico	0.9400143856%
PR52	Morovis, Puerto Rico	0.7678286207%
PR53	Naguabo, Puerto Rico	0.6776685553%
PR54	Naranjito, Puerto Rico	0.6713715879%
PR55	Orocovis, Puerto Rico	0.5209419444%
PR56	Patillas, Puerto Rico	0.4307397840%
PR57	Penuelas, Puerto Rico	0.5782731381%
PR58	Ponce, Puerto Rico	5.1762853836%
PR59	Quebradillas, Puerto Rico	0.6086201563%
PR60	Rincon, Puerto Rico	0.3607312171%
PR61	Rio Grande, Puerto Rico	1.2995118170%
PR62	Sabana Grande, Puerto Rico	0.5625075422%
PR63	Salinas, Puerto Rico	0.8069301551%
PR64	San German, Puerto Rico	0.9914753253%
PR65	San Juan, Puerto Rico	13.8003700360%
PR66	San Lorenzo, Puerto Rico	1.0322446251%
PR67	San Sebastian, Puerto Rico	0.9222442638%
PR68	Santa Isabel, Puerto Rico	0.5210354055%
PR69	Toa Alta, Puerto Rico	1.7552873773%
PR70	Toa Baja, Puerto Rico	2.1783919223%
PR71	Trujillo Alto, Puerto Rico	1.9136501824%
PR72	Utua, Puerto Rico	0.7718304061%
PR73	Vega Alta, Puerto Rico	0.9338331796%
PR74	Vega Baja, Puerto Rico	1.6886509241%
PR75	Vieques, Puerto Rico	0.1979351524%
PR76	Villalba, Puerto Rico	0.5576736281%
PR77	Yabucoa, Puerto Rico	0.8842993409%
PR78	Yauco, Puerto Rico	1.1383015829%

State ID	Qualifying Subdivision	Consolidated State Allocation
RI1	Barrington Town, Rhode Island	2.3000539202%
RI2	Bristol Town, Rhode Island	1.0821868960%
RI3	Burrillville Town, Rhode Island	1.3272036109%
RI4	Central Falls City, Rhode Island	0.9147584689%
RI5	Charlestown, Rhode Island	0.5887860100%
RI6	Coventry Town, Rhode Island	3.5886939036%
RI7	Cranston City, Rhode Island	7.8869595262%
RI8	Cumberland Town, Rhode Island	2.4742003754%
RI9	East Greenwich Town, Rhode Island	1.7467671439%
RI10	East Providence City, Rhode Island	4.3247728580%
RI11	Exeter Town, Rhode Island	0.0071810640%
RI12	Foster Town, Rhode Island	0.2489021533%
RI13	Glocester Town, Rhode Island	0.8508469130%
RI14	Hopkinton Town, Rhode Island	0.7098006614%
RI15	Jamestown, Rhode Island	0.4220295287%
RI16	Johnston Town, Rhode Island	3.0898685140%
RI17	Lincoln Town, Rhode Island	2.1171973520%
RI18	Little Compton Town, Rhode Island	0.2663017745%
RI19	Middletown, Rhode Island	1.2877439601%
RI20	Narragansett Town, Rhode Island	1.2760123800%
RI21	New Shoreham Town, Rhode Island	0.2118269375%
RI22	Newport City, Rhode Island	2.3339316695%
RI23	North Kingstown, Rhode Island	2.6500524514%
RI24	North Providence Town, Rhode Island	2.5306229398%
RI25	North Smithfield Town, Rhode Island	1.1299013506%
RI26	Pawtucket City, Rhode Island	5.9652217345%
RI27	Portsmouth Town, Rhode Island	1.2807429020%
RI28	Providence City, Rhode Island	21.4858080262%
RI29	Richmond Town, Rhode Island	0.0818789542%
RI30	Scituate Town, Rhode Island	1.0248588645%
RI31	Smithfield Town, Rhode Island	1.7724673574%
RI32	South Kingstown, Rhode Island	2.3282747894%
RI33	Tiverton Town, Rhode Island	0.9907730639%
RI34	Warren Town, Rhode Island	0.1394116029%
RI35	Warwick City, Rhode Island	9.9418184427%
RI36	West Greenwich Town, Rhode Island	0.7104734659%
RI37	West Warwick Town, Rhode Island	3.0239943495%
RI38	Westerly Town, Rhode Island	2.0135754535%
RI39	Woonsocket City, Rhode Island	3.8740986306%

State ID	Qualifying Subdivision	Consolidated State Allocation
SC1	Abbeville County, South Carolina	0.3350059823%
SC2	Aiken City, South Carolina	0.7838026892%
SC3	Aiken County, South Carolina	2.5661670597%
SC4	Allendale County, South Carolina	0.1220441823%
SC5	Anderson City, South Carolina	1.1735303052%
SC6	Anderson County, South Carolina	3.3392231904%
SC7	Bamberg County, South Carolina	0.2705913372%
SC8	Barnwell County, South Carolina	0.4653224769%
SC9	Beaufort City, South Carolina	0.0769982478%
SC10	Beaufort County, South Carolina	2.3364418352%
SC11	Berkeley County, South Carolina	2.0961440294%
SC12	Bluffton Town, South Carolina	0.0481968917%
SC13	Calhoun County, South Carolina	0.1833260393%
SC14	Cayce City, South Carolina	0.2572136960%
SC15	Charleston City, South Carolina	2.3004340552%
SC16	Charleston County, South Carolina	3.8016438488%
SC17	Cherokee County, South Carolina	0.9440700745%
SC18	Chester City, South Carolina	0.1299573133%
SC19	Chester County, South Carolina	0.3947965211%
SC20	Chesterfield County, South Carolina	0.9443488664%
SC21	Clarendon County, South Carolina	0.5705383575%
SC22	Clemson City, South Carolina	0.3311616877%
SC23	Colleton County, South Carolina	0.8589365535%
SC24	Columbia City, South Carolina	2.3918060702%
SC25	Conway City, South Carolina	0.2894739402%
SC26	Darlington County, South Carolina	1.6906462867%
SC27	Dillon County, South Carolina	0.6608411417%
SC28	Dorchester County, South Carolina	1.6015765975%
SC29	Easley City, South Carolina	0.8565835771%
SC30	Edgefield County, South Carolina	0.3586097074%
SC31	Fairfield County, South Carolina	0.3536421891%
SC32	Florence City, South Carolina	1.0065336904%
SC33	Florence County, South Carolina	2.2059006272%
SC34	Forest Acres City, South Carolina	0.0995929056%
SC35	Fort Mill Town, South Carolina	0.1714974802%
SC36	Fountain Inn City, South Carolina	0.1975697094%
SC37	Gaffney City, South Carolina	0.2044353782%
SC38	Georgetown City, South Carolina	0.2626233562%
SC39	Georgetown County, South Carolina	1.1895098900%
SC40	Goose Creek City, South Carolina	0.5473575768%
SC41	Greenville City, South Carolina	2.2705648395%
SC42	Greenville County, South Carolina	7.1502328364%
SC43	Greenwood City, South Carolina	0.0308220618%
SC44	Greenwood County, South Carolina	1.3388944490%
SC45	Greer City, South Carolina	0.5590564672%

State ID	Qualifying Subdivision	Consolidated State Allocation
SC46	Hampton County, South Carolina	0.3450376919%
SC47	Hanahan City, South Carolina	0.2279684840%
SC48	Hilton Head Island Town, South Carolina	0.2323878458%
SC49	Horry County, South Carolina	5.2166718879%
SC50	Irmo Town, South Carolina	0.0942740906%
SC51	James Island Town, South Carolina	0.0461551887%
SC52	Jasper County, South Carolina	0.4278548317%
SC53	Kershaw County, South Carolina	1.0780892823%
SC54	Lancaster County, South Carolina	1.4809282603%
SC55	Laurens County, South Carolina	1.3598442946%
SC56	Lee County, South Carolina	0.2176621820%
SC57	Lexington County, South Carolina	4.4881391605%
SC58	Lexington Town, South Carolina	0.2342104062%
SC59	Marion County, South Carolina	0.6973242307%
SC60	Marlboro County, South Carolina	0.4878238042%
SC61	Mauldin City, South Carolina	0.4253253929%
SC62	McCormick County, South Carolina	0.1281623493%
SC63	Moncks Corner Town, South Carolina	0.1965426445%
SC64	Mount Pleasant Town, South Carolina	0.5750801889%
SC65	Myrtle Beach City, South Carolina	1.9068234068%
SC66	Newberry City, South Carolina	0.0344864657%
SC67	Newberry County, South Carolina	0.5656551710%
SC68	North Augusta City, South Carolina	0.5139678525%
SC69	North Charleston City, South Carolina	1.7751090959%
SC70	North Myrtle Beach City, South Carolina	0.6366313248%
SC71	Oconee County, South Carolina	2.8099515214%
SC72	Orangeburg City, South Carolina	0.0468940344%
SC73	Orangeburg County, South Carolina	1.4543982912%
SC74	Pickens County, South Carolina	2.8143347165%
SC75	Port Royal Town, South Carolina	0.0206098617%
SC76	Richland County, South Carolina	3.8816723839%
SC77	Rock Hill City, South Carolina	1.3120073555%
SC78	Saluda County, South Carolina	0.2604801809%
SC79	Simpsonville City, South Carolina	0.3497064495%
SC80	Spartanburg City, South Carolina	1.1890308958%
SC81	Spartanburg County, South Carolina	6.4084293395%
SC82	Summerville Town, South Carolina	0.6446011912%
SC83	Sumter City, South Carolina	0.5390642671%

State ID	Qualifying Subdivision	Consolidated State Allocation
SC84	Sumter County, South Carolina	0.9480995733%
SC85	Tega Cay City, South Carolina	0.0433365022%
SC86	Union County, South Carolina	0.6499524020%
SC87	West Columbia City, South Carolina	0.3943858322%
SC88	Williamsburg County, South Carolina	0.4931357629%
SC89	York County, South Carolina	2.5800878865%

State ID	Qualifying Subdivision	Consolidated State Allocation
SD1	Aberdeen City, South Dakota	1.7806789284%
SD2	Aurora County, South Dakota	0.1283252150%
SD3	Beadle County, South Dakota	0.8743032704%
SD4	Bennett County, South Dakota	0.1895703332%
SD5	Bon Homme County, South Dakota	0.6047162426%
SD6	Box Elder City, South Dakota	0.2251076107%
SD7	Brandon City, South Dakota	0.4012895918%
SD8	Brookings City, South Dakota	2.4259611863%
SD9	Brookings County, South Dakota	0.2802421588%
SD10	Brown County, South Dakota	1.7764564315%
SD11	Brule County, South Dakota	0.8045710091%
SD12	Buffalo County, South Dakota	0.1823519926%
SD13	Butte County, South Dakota	0.8926544344%
SD14	Campbell County, South Dakota	0.0682419048%
SD15	Charles Mix County, South Dakota	0.8084433424%
SD16	Clark County, South Dakota	0.2550260601%
SD17	Clay County, South Dakota	0.4415194932%
SD18	Codington County, South Dakota	0.8721266365%
SD19	Corson County, South Dakota	0.3429322421%
SD20	Custer County, South Dakota	1.0868471426%
SD21	Davison County, South Dakota	0.6815458005%
SD22	Day County, South Dakota	0.3921680475%
SD23	Deuel County, South Dakota	0.4035008098%
SD24	Dewey County, South Dakota	0.3699996685%
SD25	Douglas County, South Dakota	0.2891518759%
SD26	Edmunds County, South Dakota	0.2529348056%
SD27	Fall River County, South Dakota	2.1968904590%
SD28	Faulk County, South Dakota	0.2772473959%
SD29	Grant County, South Dakota	0.6923230564%
SD30	Gregory County, South Dakota	0.5555128599%
SD31	Haakon County, South Dakota	0.1774497029%
SD32	Hamlin County, South Dakota	0.3340117176%
SD33	Hand County, South Dakota	0.2401311401%
SD34	Hanson County, South Dakota	0.1484271966%
SD35	Harding County, South Dakota	0.0620805393%
SD36	Hughes County, South Dakota	0.8137066032%
SD37	Huron City, South Dakota	0.8308959590%
SD38	Hutchinson County, South Dakota	0.5659237410%
SD39	Hyde County, South Dakota	0.0640529112%
SD40	Jackson County, South Dakota	0.1437421380%
SD41	Jerauld County, South Dakota	0.3258250234%
SD42	Jones County, South Dakota	0.0451732597%
SD43	Kingsbury County, South Dakota	0.3721763025%
SD44	Lake County, South Dakota	0.8273932428%
SD45	Lawrence County, South Dakota	2.3838237581%
SD46	Lincoln County, South Dakota	1.2611723923%
SD47	Lyman County, South Dakota	0.3239942300%

State ID	Qualifying Subdivision	Consolidated State Allocation
SD48	Marshall County, South Dakota	0.5625107271%
SD49	McCook County, South Dakota	0.3047773840%
SD50	McPherson County, South Dakota	0.1613184030%
SD51	Meade County, South Dakota	3.2698326502%
SD52	Mellette County, South Dakota	0.1848247525%
SD53	Miner County, South Dakota	0.1616739703%
SD54	Minnehaha County, South Dakota	12.2243522517%
SD55	Mitchell City, South Dakota	1.5031732329%
SD56	Moody County, South Dakota	0.4743937985%
SD57	Oglala Lakota County, South Dakota	1.3919692864%
SD58	Pennington County, South Dakota	8.0611767283%
SD59	Perkins County, South Dakota	0.3755374403%
SD60	Pierre City, South Dakota	0.6216678331%
SD61	Potter County, South Dakota	0.1893444561%
SD62	Rapid City, South Dakota	6.9492723574%
SD63	Roberts County, South Dakota	0.9943780269%
SD64	Sanborn County, South Dakota	0.1141857404%
SD65	Sioux Falls City, South Dakota	21.6732660428%
SD66	Spearfish City, South Dakota	0.8208633410%
SD67	Spink County, South Dakota	0.7324773052%
SD68	Stanley County, South Dakota	0.1733882380%
SD69	Sully County, South Dakota	0.0632218131%
SD70	Todd County, South Dakota	1.0677859248%
SD71	Tripp County, South Dakota	0.6252580903%
SD72	Turner County, South Dakota	0.6536969906%
SD73	Union County, South Dakota	1.4531041680%
SD74	Vermillion City, South Dakota	0.5912781760%
SD75	Walworth County, South Dakota	0.5615110318%
SD76	Watertown City, South Dakota	1.6132964277%
SD77	Yankton City, South Dakota	1.2219897393%
SD78	Yankton County, South Dakota	1.4233435084%
SD79	Ziebach County, South Dakota	0.3085103004%

State ID	Qualifying Subdivision	Consolidated State Allocation
TN3	Anderson County, Tennessee	1.2063249026%
TN5	Arlington Town, Tennessee	0.0036566309%
TN8	Bartlett City, Tennessee	0.0730561566%
TN10	Bedford County, Tennessee	0.5762663555%
TN12	Benton County, Tennessee	0.5216608068%
TN13	Bledsoe County, Tennessee	0.1398580820%
TN14	Blount County, Tennessee	1.9196465581%
TN15	Bradley County, Tennessee	1.0430217552%
TN16	Brentwood City, Tennessee	0.0478208600%
TN17	Bristol City, Tennessee	0.5426871150%
TN19	Campbell County, Tennessee	1.5974370559%
TN20	Cannon County, Tennessee	0.3205453949%
TN21	Carroll County, Tennessee	0.4438060785%
TN22	Carter County, Tennessee	0.8435596891%
TN27	Chattanooga City, Tennessee	0.4981237028%
TN28	Cheatham County, Tennessee	0.8209998781%
TN29	Chester County, Tennessee	0.1751399118%
TN30	Claiborne County, Tennessee	1.1929412357%
TN31	Clarksville City, Tennessee	0.2296815192%
TN32	Clay County, Tennessee	0.3261509170%
TN33	Cleveland City, Tennessee	0.5531282252%
TN36	Cocke County, Tennessee	0.8746257470%
TN37	Coffee County, Tennessee	0.8953551698%
TN39	Collierville Town, Tennessee	0.0617375387%
TN41	Columbia City, Tennessee	0.0390894158%
TN42	Cookeville City, Tennessee	0.8404101920%
TN45	Crockett County, Tennessee	0.1232062476%
TN47	Cumberland County, Tennessee	0.8784847959%
TN48	Dandridge Town, Tennessee	0.0109089663%
TN49	De Kalb County, Tennessee	0.4478425886%
TN50	Decatur County, Tennessee	0.3607195939%
TN51	Decatur Town, Tennessee	0.0050599481%
TN53	Dickson County, Tennessee	0.8341347308%
TN56	Dyer County, Tennessee	0.4019088559%
TN64	Fayette County, Tennessee	0.3157083831%
TN66	Fentress County, Tennessee	0.5526714656%
TN67	Franklin City, Tennessee	0.1089989646%
TN68	Franklin County, Tennessee	0.6323371108%
TN69	Gallatin City, Tennessee	0.0760079674%
TN70	Gatlinburg City, Tennessee	0.0507819668%
TN71	Germantown City, Tennessee	0.0687501047%
TN72	Gibson County, Tennessee	0.4940695219%
TN73	Giles County, Tennessee	0.4604367666%
TN75	Grainger County, Tennessee	0.4671260668%
TN76	Greene County, Tennessee	1.2127967101%
TN78	Grundy County, Tennessee	0.3896858892%
TN79	Hamblen County, Tennessee	2.2614488604%
TN80	Hamilton County, Tennessee	4.2055530346%
TN81	Hancock County, Tennessee	0.2089065376%

State ID	Qualifying Subdivision	Consolidated State Allocation
TN82	Hardeman County, Tennessee	0.2150658408%
TN83	Hardin County, Tennessee	0.5683946644%
TN84	Hartsville/Trousdale County, Tennessee	0.1139641522%
TN85	Hawkins County, Tennessee	1.0968095083%
TN86	Haywood County, Tennessee	0.1104263592%
TN87	Henderson County, Tennessee	0.2498867656%
TN88	Hendersonville City, Tennessee	0.1137407554%
TN89	Henry County, Tennessee	0.6661685991%
TN90	Hickman County, Tennessee	0.2804089244%
TN91	Houston County, Tennessee	0.1198735525%
TN92	Humphreys County, Tennessee	0.2441608982%
TN93	Jackson City, Tennessee	0.0431370644%
TN94	Jackson County, Tennessee	0.2780985367%
TN95	Jefferson County, Tennessee	0.8912247367%
TN96	Johnson City, Tennessee	1.0682855260%
TN97	Johnson County, Tennessee	0.2282065978%
TN98	Kingsport City, Tennessee	0.9871149359%
TN99	Knox County, Tennessee	9.1809198144%
TN100	Knoxville City, Tennessee	1.5417816888%
TN101	La Vergne City, Tennessee	0.0518950147%
TN102	Lake County, Tennessee	0.0671464632%
TN104	Lauderdale County, Tennessee	0.2733775153%
TN105	Lawrence County, Tennessee	0.6992850503%
TN107	Lebanon City, Tennessee	0.1110258247%
TN108	Lewis County, Tennessee	0.1528225920%
TN110	Lexington City, Tennessee	0.0796867496%
TN112	Lincoln County, Tennessee	0.4060784411%
TN115	Loudon County, Tennessee	0.8992484296%
TN116	Lynchburg, Moore County Metropolitan Government, Tennessee	0.0579106070%
TN118	Macon County, Tennessee	0.3091017000%
TN119	Madison County, Tennessee	0.8907256845%
TN121	Marion County, Tennessee	0.3637161259%
TN122	Marshall County, Tennessee	0.5422227344%
TN124	Maryville City, Tennessee	0.3223901040%
TN125	Maury County, Tennessee	1.0772540178%
TN126	McMinn County, Tennessee	0.9297273747%
TN128	McNairy County, Tennessee	0.4269884656%
TN129	Meigs County, Tennessee	0.2016450737%
TN130	Memphis City, Tennessee	4.9079216307%
TN131	Millington City, Tennessee	0.0212200583%
TN133	Monroe County, Tennessee	0.7506735593%
TN135	Montgomery County, Tennessee	1.6758545682%
TN136	Morgan County, Tennessee	0.5132562715%
TN138	Morristown City, Tennessee	0.3919462797%
TN139	Mount Juliet City, Tennessee	0.0577622481%
TN141	Murfreesboro City, Tennessee	0.7283549414%

State ID	Qualifying Subdivision	Consolidated State Allocation
TN142	Nashville-Davidson Metropolitan Government, Tennessee	8.9810236006%
TN145	Oak Ridge City, Tennessee	0.9598050011%
TN146	Obion County, Tennessee	0.3198033491%
TN147	Overton County, Tennessee	0.5461670803%
TN149	Perry County, Tennessee	0.0857864664%
TN151	Pickett County, Tennessee	0.1471132648%
TN152	Pigeon Forge City, Tennessee	0.0877322588%
TN154	Polk County, Tennessee	0.3220131560%
TN157	Putnam County, Tennessee	0.3930896023%
TN159	Rhea County, Tennessee	0.5404420504%
TN160	Ripley City, Tennessee	0.0190759934%
TN161	Roane County, Tennessee	1.6361535854%
TN162	Robertson County, Tennessee	0.9333043197%
TN163	Rutherford County, Tennessee	2.5756978154%
TN164	Scott County, Tennessee	0.5189341096%
TN165	Sequatchie County, Tennessee	0.2433974548%
TN166	Sevier County, Tennessee	1.4412782095%
TN168	Shelby County, Tennessee	3.5255489082%
TN170	Smith County, Tennessee	0.5711842980%
TN172	Smyrna Town, Tennessee	0.1314691656%
TN176	Spring Hill City, Tennessee	0.0244598773%
TN179	Stewart County, Tennessee	0.1459273147%
TN180	Sullivan County, Tennessee	1.4573397906%
TN181	Sumner County, Tennessee	1.7449087187%
TN182	Tipton County, Tennessee	0.6312749815%
TN184	Unicoi County, Tennessee	0.3464527663%
TN186	Union County, Tennessee	0.5606745148%
TN187	Van Buren County, Tennessee	0.0479172535%
TN189	Warren County, Tennessee	0.5719112694%
TN191	Washington County, Tennessee	1.1061046159%
TN192	Wayne County, Tennessee	0.2328717594%
TN194	Weakley County, Tennessee	0.3874777573%
TN195	White County, Tennessee	0.4162394991%
TN197	Williamson County, Tennessee	1.6843304984%
TN198	Wilson County, Tennessee	1.4019072760%

State ID	Qualifying Subdivision	Consolidated State Allocation
TX1	Abbott City, Texas	0.0004586670%
TX2	Abernathy City, Texas	0.0000733330%
TX3	Abilene City, Texas	0.3758786670%
TX4	Ackerly City, Texas	0.0000140000%
TX5	Addison Town, Texas	0.0387293330%
TX6	Adrian City, Texas	0.0001206670%
TX7	Agua Dulce City, Texas	0.0000286670%
TX8	Alamo City, Texas	0.0147473330%
TX9	Alamo Heights City, Texas	0.0187986670%
TX10	Alba Town, Texas	0.0021306670%
TX11	Albany City, Texas	0.0001200000%
TX12	Aledo City, Texas	0.0002206670%
TX13	Alice City, Texas	0.0475273330%
TX14	Allen City, Texas	0.2100540000%
TX15	Alma Town, Texas	0.0007380000%
TX16	Alpine City, Texas	0.0197906670%
TX17	Alto Town, Texas	0.0025113330%
TX18	Alton City, Texas	0.0076933330%
TX19	Alvarado City, Texas	0.0193526670%
TX20	Alvin City, Texas	0.0759746670%
TX21	Alvord Town, Texas	0.0002386670%
TX22	Amarillo City, Texas	0.6584406670%
TX23	Ames City, Texas	0.0037140000%
TX24	Amherst City, Texas	0.0000146670%
TX25	Anahuac City, Texas	0.0003613330%
TX26	Anderson City, Texas	0.0000126670%
TX27	Anderson County, Texas	0.1791753330%
TX28	Andrews City, Texas	0.0126553330%
TX29	Andrews County, Texas	0.0250706670%
TX30	Angelina County, Texas	0.1533040000%
TX31	Angleton City, Texas	0.0418606670%
TX32	Angus City, Texas	0.0002206670%
TX33	Anna City, Texas	0.0060500000%
TX34	Annetta North Town, Texas	0.0000226670%
TX35	Annetta South Town, Texas	0.0004013330%
TX36	Annetta Town, Texas	0.0039706670%
TX37	Annona Town, Texas	0.0004920000%
TX38	Anson City, Texas	0.0034226670%
TX39	Anthony Town, Texas	0.0030093330%
TX40	Anton City, Texas	0.0002960000%
TX41	Appleby City, Texas	0.0010340000%
TX42	Aquilla City, Texas	0.0001386670%
TX43	Aransas County, Texas	0.1776746670%
TX44	Aransas Pass City, Texas	0.0385420000%
TX45	Archer City, Texas	0.0070360000%
TX46	Archer County, Texas	0.0303560000%
TX47	Arcola City, Texas	0.0048600000%
TX48	Argyle City, Texas	0.0076040000%
TX49	Arlington City, Texas	0.4905353330%

State ID	Qualifying Subdivision	Consolidated State Allocation
TX50	Armstrong County, Texas	0.0006493330%
TX51	Arp City, Texas	0.0013393330%
TX52	Asherton City, Texas	0.0000746670%
TX53	Aspermont Town, Texas	0.0000060000%
TX54	Atascosa County, Texas	0.1179353330%
TX55	Athens City, Texas	0.0706280000%
TX56	Atlanta City, Texas	0.0206633330%
TX57	Aubrey City, Texas	0.0100940000%
TX58	Aurora City, Texas	0.0012326670%
TX59	Austin City, Texas	3.2518106670%
TX60	Austin County, Texas	0.0506866670%
TX61	Austwell City, Texas	0.0000726670%
TX62	Avery Town, Texas	0.0000920000%
TX63	Avinger Town, Texas	0.0007433330%
TX64	Azle City, Texas	0.0214753330%
TX65	Bailey City, Texas	0.0006333330%
TX66	Bailey County, Texas	0.0102513330%
TX67	Bailey's Prairie Village, Texas	0.0037360000%
TX68	Baird City, Texas	0.0018680000%
TX69	Balch Springs City, Texas	0.0182386670%
TX70	Balcones Heights City, Texas	0.0158740000%
TX71	Ballinger City, Texas	0.0061146670%
TX72	Balmorhea City, Texas	0.0000420000%
TX73	Bandera City, Texas	0.0019286670%
TX74	Bandera County, Texas	0.0578766670%
TX75	Bangs City, Texas	0.0020333330%
TX76	Bardwell City, Texas	0.0002413330%
TX77	Barry City, Texas	0.0001333330%
TX78	Barstow City, Texas	0.0000406670%
TX79	Bartlett City, Texas	0.0022493330%
TX80	Bartonville Town, Texas	0.0059246670%
TX81	Bastrop City, Texas	0.0308800000%
TX82	Bastrop County, Texas	0.2293066670%
TX83	Bay City, Texas	0.0386080000%
TX84	Baylor County, Texas	0.0198880000%
TX85	Bayou Vista City, Texas	0.0041600000%
TX86	Bayside Town, Texas	0.0001613330%
TX87	Baytown City, Texas	0.1440440000%
TX88	Bayview Town, Texas	0.0000273330%
TX89	Beach City, Texas	0.0083366670%
TX90	Bear Creek Village, Texas	0.0006040000%
TX91	Beasley City, Texas	0.0000866670%
TX92	Beaumont City, Texas	0.4553400000%
TX93	Beckville City, Texas	0.0008313330%
TX94	Bedford City, Texas	0.0628760000%
TX95	Bedias City, Texas	0.0023166670%
TX96	Bee Cave City, Texas	0.0085753330%
TX97	Bee County, Texas	0.0652293330%
TX98	Beeville City, Texas	0.0160180000%

State ID	Qualifying Subdivision	Consolidated State Allocation
TX99	Bell County, Texas	0.4338320000%
TX100	Bellaire City, Texas	0.0275093330%
TX101	Bellevue City, Texas	0.0000373330%
TX102	Bellmead City, Texas	0.0096580000%
TX103	Bells Town, Texas	0.0012606670%
TX104	Bellville City, Texas	0.0049920000%
TX105	Belton City, Texas	0.0484533330%
TX106	Benavides City, Texas	0.0001013330%
TX107	Benbrook City, Texas	0.0292793330%
TX108	Benjamin City, Texas	0.0006340000%
TX109	Berryville Town, Texas	0.0095860000%
TX110	Bertram City, Texas	0.0001213330%
TX111	Beverly Hills City, Texas	0.0028906670%
TX112	Bevil Oaks City, Texas	0.0003660000%
TX113	Bexar County, Texas	4.6714346670%
TX114	Big Lake City, Texas	0.0003646670%
TX115	Big Sandy Town, Texas	0.0030526670%
TX116	Big Spring City, Texas	0.1266186670%
TX117	Big Wells City, Texas	0.0001573330%
TX118	Bishop City, Texas	0.0054753330%
TX119	Bishop Hills Town, Texas	0.0002153330%
TX120	Blackwell City, Texas	0.0000206670%
TX121	Blanco City, Texas	0.0041273330%
TX122	Blanco County, Texas	0.0328153330%
TX123	Blanket Town, Texas	0.0000980000%
TX124	Bloomburg Town, Texas	0.0006733330%
TX125	Blooming Grove Town, Texas	0.0002346670%
TX126	Blossom City, Texas	0.0001320000%
TX127	Blue Mound City, Texas	0.0019253330%
TX128	Blue Ridge City, Texas	0.0008966670%
TX129	Blum Town, Texas	0.0010813330%
TX130	Boerne City, Texas	0.0303840000%
TX131	Bogata City, Texas	0.0024326670%
TX132	Bonham City, Texas	0.0672726670%
TX133	Bonney Village, Texas	0.0016733330%
TX134	Booker Town, Texas	0.0006906670%
TX135	Borden County, Texas	0.0006666670%
TX136	Borger City, Texas	0.0464533330%
TX137	Bosque County, Texas	0.0473820000%
TX138	Bovina City, Texas	0.0001153330%
TX139	Bowie City, Texas	0.0557466670%
TX140	Bowie County, Texas	0.1554600000%
TX141	Boyd Town, Texas	0.0046353330%
TX142	Brackettville City, Texas	0.0000053330%
TX143	Brady City, Texas	0.0183200000%
TX144	Brazoria City, Texas	0.0076913330%
TX145	Brazoria County, Texas	0.6807266670%
TX146	Brazos Bend City, Texas	0.0003080000%
TX147	Brazos Country City, Texas	0.0006013330%

State ID	Qualifying Subdivision	Consolidated State Allocation
TX148	Brazos County, Texas	0.2280580000%
TX149	Breckenridge City, Texas	0.0159840000%
TX150	Bremond City, Texas	0.0037026670%
TX151	Brenham City, Texas	0.0365000000%
TX152	Brewster County, Texas	0.0400580000%
TX153	Briarcliff Village, Texas	0.0003813330%
TX154	Briarocks City, Texas	0.0000380000%
TX155	Bridge City, Texas	0.0538373330%
TX156	Bridgeport City, Texas	0.0222006670%
TX157	Briscoe County, Texas	0.0006513330%
TX158	Broadus Town, Texas	0.0000206670%
TX159	Bronte Town, Texas	0.0000660000%
TX160	Brooks County, Texas	0.0138066670%
TX161	Brookshire City, Texas	0.0042706670%
TX162	Brookside Village City, Texas	0.0007400000%
TX163	Brown County, Texas	0.1289446670%
TX164	Browndell City, Texas	0.0001013330%
TX165	Brownfield City, Texas	0.0096346670%
TX166	Brownsboro City, Texas	0.0021173330%
TX167	Brownsville City, Texas	0.2833713330%
TX168	Brownwood City, Texas	0.1110480000%
TX169	Bruceville-Eddy City, Texas	0.0011280000%
TX170	Bryan City, Texas	0.1645980000%
TX171	Bryson City, Texas	0.0008186670%
TX172	Buckholts Town, Texas	0.0007420000%
TX173	Buda City, Texas	0.0071893330%
TX174	Buffalo City, Texas	0.0079106670%
TX175	Buffalo Gap Town, Texas	0.0000586670%
TX176	Buffalo Springs Village, Texas	0.0001253330%
TX177	Bullard Town, Texas	0.0049913330%
TX178	Bulverde City, Texas	0.0096240000%
TX179	Bunker Hill Village City, Texas	0.0003146670%
TX180	Burkburnett City, Texas	0.0252293330%
TX181	Burke City, Texas	0.0007426670%
TX182	Burleson City, Texas	0.1011860000%
TX183	Burleson County, Texas	0.0468293330%
TX184	Burnet City, Texas	0.0222300000%
TX185	Burnet County, Texas	0.1265526670%
TX186	Burton City, Texas	0.0006246670%
TX187	Byers City, Texas	0.0000513330%
TX188	Bynum Town, Texas	0.0002533330%
TX189	Cactus City, Texas	0.0031860000%
TX190	Caddo Mills City, Texas	0.0000286670%
TX191	Caldwell City, Texas	0.0121633330%
TX192	Caldwell County, Texas	0.0576086670%
TX193	Calhoun County, Texas	0.0852840000%
TX194	Callahan County, Texas	0.0085960000%
TX195	Callisburg City, Texas	0.0000673330%
TX196	Calvert City, Texas	0.0005146670%

State ID	Qualifying Subdivision	Consolidated State Allocation
TX197	Cameron City, Texas	0.0073940000%
TX198	Cameron County, Texas	0.3580173330%
TX199	Camp County, Texas	0.0192340000%
TX200	Camp Wood City, Texas	0.0002813330%
TX201	Campbell City, Texas	0.0007440000%
TX202	Canadian City, Texas	0.0007266670%
TX203	Caney City Town, Texas	0.0013366670%
TX204	Canton City, Texas	0.0378226670%
TX205	Canyon City, Texas	0.0175006670%
TX206	Carbon Town, Texas	0.0004133330%
TX207	Carl's Corner Town, Texas	0.0000320000%
TX208	Carmine City, Texas	0.0002566670%
TX209	Carrizo Springs City, Texas	0.0011140000%
TX210	Carrollton City, Texas	0.2068366670%
TX211	Carson County, Texas	0.0196620000%
TX212	Carthage City, Texas	0.0126180000%
TX213	Cashion Community City, Texas	0.0002146670%
TX214	Cass County, Texas	0.0621033330%
TX215	Castle Hills City, Texas	0.0085200000%
TX216	Castro County, Texas	0.0029466670%
TX217	Castroville City, Texas	0.0030166670%
TX218	Cedar Hill City, Texas	0.0467513330%
TX219	Cedar Park City, Texas	0.1237113330%
TX220	Celeste City, Texas	0.0008533330%
TX221	Celina City, Texas	0.0121886670%
TX222	Center City, Texas	0.0392253330%
TX223	Centerville City, Texas	0.0002566670%
TX224	Chambers County, Texas	0.1021253330%
TX225	Chandler City, Texas	0.0115760000%
TX226	Channing City, Texas	0.0000013330%
TX227	Charlotte City, Texas	0.0028380000%
TX228	Cherokee County, Texas	0.1044080000%
TX229	Chester Town, Texas	0.0007826670%
TX230	Chico City, Texas	0.0019520000%
TX231	Childress City, Texas	0.0252773330%
TX232	Childress County, Texas	0.0337213330%
TX233	Chillicothe City, Texas	0.0001146670%
TX234	China City, Texas	0.0003480000%
TX235	China Grove Town, Texas	0.0003986670%
TX236	Chireno City, Texas	0.0010453330%
TX237	Christine Town, Texas	0.0002360000%
TX238	Cibolo City, Texas	0.0091266670%
TX239	Cisco City, Texas	0.0048120000%
TX240	Clarendon City, Texas	0.0000760000%
TX241	Clarksville City, Texas	0.0139273330%
TX242	Clarksville City, Texas	0.0000360000%
TX243	Claude City, Texas	0.0000173330%
TX244	Clay County, Texas	0.0480333330%
TX245	Clear Lake Shores City, Texas	0.0044546670%

State ID	Qualifying Subdivision	Consolidated State Allocation
TX246	Cleburne City, Texas	0.1521226670%
TX247	Cleveland City, Texas	0.0645980000%
TX248	Clifton City, Texas	0.0066260000%
TX249	Clint Town, Texas	0.0002500000%
TX250	Clute City, Texas	0.0342333330%
TX251	Clyde City, Texas	0.0115246670%
TX252	Coahoma Town, Texas	0.0015273330%
TX253	Cochran County, Texas	0.0022593330%
TX254	Cockrell Hill City, Texas	0.0003413330%
TX255	Coffee City Town, Texas	0.0007246670%
TX256	Coke County, Texas	0.0036813330%
TX257	Coldspring City, Texas	0.0002980000%
TX258	Coleman City, Texas	0.0036280000%
TX259	Coleman County, Texas	0.0027760000%
TX260	College Station City, Texas	0.1720980000%
TX261	Colleyville City, Texas	0.0306993330%
TX262	Collin County, Texas	0.8444806670%
TX263	Collingsworth County, Texas	0.0128226670%
TX264	Collinsville Town, Texas	0.0012206670%
TX265	Colmesneil City, Texas	0.0014740000%
TX266	Colorado City, Texas	0.0056033330%
TX267	Colorado County, Texas	0.0327226670%
TX268	Columbus City, Texas	0.0045780000%
TX269	Comal County, Texas	0.2640946670%
TX270	Comanche City, Texas	0.0110020000%
TX271	Comanche County, Texas	0.0339760000%
TX272	Combes Town, Texas	0.0011400000%
TX273	Combine City, Texas	0.0012613330%
TX274	Commerce City, Texas	0.0225793330%
TX275	Como Town, Texas	0.0002766670%
TX276	Concho County, Texas	0.0025726670%
TX277	Conroe City, Texas	0.3111140000%
TX278	Converse City, Texas	0.0184620000%
TX279	Cooke County, Texas	0.1336340000%
TX280	Cool City, Texas	0.0004873330%
TX281	Coolidge Town, Texas	0.0001620000%
TX282	Cooper City, Texas	0.0002413330%
TX283	Coppell City, Texas	0.0577286670%
TX284	Copper Canyon Town, Texas	0.0003260000%
TX285	Copperas Cove City, Texas	0.0889946670%
TX286	Corinth City, Texas	0.0501986670%
TX287	Corpus Christi City, Texas	1.2084713330%
TX288	Corral City Town, Texas	0.0000953330%
TX289	Corrigan Town, Texas	0.0142120000%
TX290	Corsicana City, Texas	0.0582066670%
TX291	Coryell County, Texas	0.0824393330%
TX292	Cottle County, Texas	0.0005833330%
TX293	Cottonwood City, Texas	0.0001926670%
TX294	Cottonwood Shores City, Texas	0.0008020000%

State ID	Qualifying Subdivision	Consolidated State Allocation
TX295	Cotulla City, Texas	0.0008340000%
TX296	Coupland City, Texas	0.0001773330%
TX297	Cove City, Texas	0.0002580000%
TX298	Covington City, Texas	0.0003460000%
TX299	Coyote Flats City, Texas	0.0009813330%
TX300	Crandall City, Texas	0.0080626670%
TX301	Crane City, Texas	0.0070660000%
TX302	Crane County, Texas	0.0174306670%
TX303	Cranfills Gap City, Texas	0.0000853330%
TX304	Crawford Town, Texas	0.0002553330%
TX305	Creedmoor City, Texas	0.0000106670%
TX306	Cresson City, Texas	0.0007240000%
TX307	Crockett City, Texas	0.0156020000%
TX308	Crockett County, Texas	0.0121400000%
TX309	Crosby County, Texas	0.0122586670%
TX310	Crosbyton City, Texas	0.0009986670%
TX311	Cross Plains Town, Texas	0.0032513330%
TX312	Cross Roads Town, Texas	0.0001626670%
TX313	Cross Timber Town, Texas	0.0003613330%
TX314	Crowell City, Texas	0.0042233330%
TX315	Crowley City, Texas	0.0148966670%
TX316	Crystal City, Texas	0.0129413330%
TX317	Cuero City, Texas	0.0164593330%
TX318	Culberson County, Texas	0.0005260000%
TX319	Cumby City, Texas	0.0035466670%
TX320	Cuney Town, Texas	0.0004040000%
TX321	Cushing City, Texas	0.0007466670%
TX322	Cut and Shoot City, Texas	0.0014273330%
TX323	Daingerfield City, Texas	0.0083173330%
TX324	Daisetta City, Texas	0.0035800000%
TX325	Dalhart City, Texas	0.0077393330%
TX326	Dallam County, Texas	0.0144573330%
TX327	Dallas City, Texas	1.9999346670%
TX328	Dallas County, Texas	5.6921940000%
TX329	Dalworthington Gardens City, Texas	0.0040400000%
TX330	Danbury City, Texas	0.0028206670%
TX331	Darrouzett Town, Texas	0.0000673330%
TX332	Dawson County, Texas	0.0312740000%
TX333	Dawson Town, Texas	0.0004000000%
TX334	Dayton City, Texas	0.0314146670%
TX335	Dayton Lakes City, Texas	0.0000253330%
TX336	De Kalb City, Texas	0.0006900000%
TX337	De Leon City, Texas	0.0054786670%
TX338	De Witt County, Texas	0.0459300000%
TX339	Deaf Smith County, Texas	0.0230213330%
TX340	Dean City, Texas	0.0000940000%
TX341	Decatur City, Texas	0.0377793330%
TX342	Decordova City, Texas	0.0091853330%

State ID	Qualifying Subdivision	Consolidated State Allocation
TX343	Deer Park City, Texas	0.0329253330%
TX344	Del Rio City, Texas	0.0393706670%
TX345	Dell City, Texas	0.0000100000%
TX346	Delta County, Texas	0.0203893330%
TX347	Denison City, Texas	0.1402840000%
TX348	Denton City, Texas	0.3055560000%
TX349	Denton County, Texas	0.7548653330%
TX350	Denver City Town, Texas	0.0014026670%
TX351	Deport City, Texas	0.0000280000%
TX352	Desoto City, Texas	0.0482666670%
TX353	Detroit Town, Texas	0.0006433330%
TX354	Devers City, Texas	0.0001273330%
TX355	Devine City, Texas	0.0029026670%
TX356	Diboll City, Texas	0.0170220000%
TX357	Dickens City, Texas	0.0000473330%
TX358	Dickens County, Texas	0.0012486670%
TX359	Dickinson City, Texas	0.0557886670%
TX360	Dilley City, Texas	0.0017553330%
TX361	Dimmit County, Texas	0.0221960000%
TX362	Dimmitt City, Texas	0.0006746670%
TX363	Dish Town, Texas	0.0000126670%
TX364	Dodd City Town, Texas	0.0008073330%
TX365	Dodson Town, Texas	0.0002980000%
TX366	Domino Town, Texas	0.0001306670%
TX367	Donley County, Texas	0.0149133330%
TX368	Donna City, Texas	0.0091986670%
TX369	Dorchester City, Texas	0.0001540000%
TX370	Double Oak Town, Texas	0.0031766670%
TX371	Douglassville Town, Texas	0.0003826670%
TX372	Dripping Springs City, Texas	0.0005406670%
TX373	Driscoll City, Texas	0.0000260000%
TX374	Dublin City, Texas	0.0096520000%
TX375	Dumas City, Texas	0.0174860000%
TX376	Duncanville City, Texas	0.0388853330%
TX377	Duval County, Texas	0.0327393330%
TX378	Eagle Lake City, Texas	0.0032546670%
TX379	Eagle Pass City, Texas	0.0373366670%
TX380	Early City, Texas	0.0098920000%
TX381	Earth City, Texas	0.0001613330%
TX382	East Bernard City, Texas	0.0037026670%
TX383	East Mountain City, Texas	0.0016626670%
TX384	East Tawakoni City, Texas	0.0018153330%
TX385	Eastland City, Texas	0.0105973330%
TX386	Eastland County, Texas	0.0348500000%
TX387	Easton City, Texas	0.0002193330%
TX388	Ector City, Texas	0.0007386670%
TX389	Ector County, Texas	0.3200000000%
TX390	Edcouch City, Texas	0.0027340000%
TX391	Eden City, Texas	0.0003313330%

State ID	Qualifying Subdivision	Consolidated State Allocation
TX392	Edgecliff Village Town, Texas	0.0014880000%
TX393	Edgewood Town, Texas	0.0087693330%
TX394	Edinburg City, Texas	0.0805893330%
TX395	Edmonson Town, Texas	0.0000906670%
TX396	Edna City, Texas	0.0121293330%
TX397	Edom City, Texas	0.0014326670%
TX398	Edwards County, Texas	0.0006500000%
TX399	El Campo City, Texas	0.0211333330%
TX400	El Cenizo City, Texas	0.0004140000%
TX401	El Lago City, Texas	0.0037360000%
TX402	El Paso City, Texas	0.8162473330%
TX403	El Paso County, Texas	1.7280806670%
TX404	Eldorado City, Texas	0.0000333330%
TX405	Electra City, Texas	0.0104773330%
TX406	Elgin City, Texas	0.0175226670%
TX407	Elkhart Town, Texas	0.0002006670%
TX408	Ellis County, Texas	0.2102480000%
TX409	Elmendorf City, Texas	0.0004973330%
TX410	Elsa City, Texas	0.0051466670%
TX411	Emhouse Town, Texas	0.0000553330%
TX412	Emory City, Texas	0.0025853330%
TX413	Enchanted Oaks Town, Texas	0.0008660000%
TX414	Encinal City, Texas	0.0010100000%
TX415	Ennis City, Texas	0.0545593330%
TX416	Erath County, Texas	0.0684106670%
TX417	Escobares City, Texas	0.0000266670%
TX418	Estelline Town, Texas	0.0006060000%
TX419	Eules City, Texas	0.0618826670%
TX420	Eureka City, Texas	0.0002226670%
TX421	Eustace City, Texas	0.0013926670%
TX422	Evant Town, Texas	0.0013786670%
TX423	Everman City, Texas	0.0051280000%
TX424	Fair Oaks Ranch City, Texas	0.0053846670%
TX425	Fairchilds Village, Texas	0.0000540000%
TX426	Fairfield City, Texas	0.0008300000%
TX427	Fairview Town, Texas	0.0214966670%
TX428	Falfurrias City, Texas	0.0014806670%
TX429	Falls City, Texas	0.0000273330%
TX430	Falls County, Texas	0.0230146670%
TX431	Fannin County, Texas	0.0877686670%
TX432	Farmers Branch City, Texas	0.0630213330%
TX433	Farmersville City, Texas	0.0070213330%
TX434	Farwell City, Texas	0.0002286670%
TX435	Fate City, Texas	0.0023153330%
TX436	Fayette County, Texas	0.0616266670%
TX437	Fayetteville City, Texas	0.0002606670%
TX438	Ferris City, Texas	0.0092486670%
TX439	Fisher County, Texas	0.0036786670%
TX440	Flatonia Town, Texas	0.0037740000%

State ID	Qualifying Subdivision	Consolidated State Allocation
TX441	Florence City, Texas	0.0026326670%
TX442	Floresville City, Texas	0.0144660000%
TX443	Flower Mound Town, Texas	0.1435040000%
TX444	Floyd County, Texas	0.0060326670%
TX445	Floydada City, Texas	0.0042380000%
TX446	Foard County, Texas	0.0038426670%
TX447	Follett City, Texas	0.0001413330%
TX448	Forest Hill City, Texas	0.0174213330%
TX449	Forney City, Texas	0.0534080000%
TX450	Forsan City, Texas	0.0003840000%
TX451	Fort Bend County, Texas	1.0044793330%
TX452	Fort Stockton City, Texas	0.0029406670%
TX453	Fort Worth City, Texas	1.4138600000%
TX454	Franklin City, Texas	0.0026206670%
TX455	Franklin County, Texas	0.0171886670%
TX456	Frankston Town, Texas	0.0001826670%
TX457	Fredericksburg City, Texas	0.0376573330%
TX458	Freeport City, Texas	0.0486486670%
TX459	Freer City, Texas	0.0021806670%
TX460	Freestone County, Texas	0.0336633330%
TX461	Friendswood City, Texas	0.0935533330%
TX462	Frio County, Texas	0.0133026670%
TX463	Friona City, Texas	0.0018986670%
TX464	Frisco City, Texas	0.2702060000%
TX465	Fritch City, Texas	0.0030320000%
TX466	Frost City, Texas	0.0002140000%
TX467	Fruitvale City, Texas	0.0015626670%
TX468	Fulshear City, Texas	0.0035146670%
TX469	Fulton Town, Texas	0.0010680000%
TX470	Gaines County, Texas	0.0362313330%
TX471	Gainesville City, Texas	0.1026533330%
TX472	Galena Park City, Texas	0.0087286670%
TX473	Gallatin City, Texas	0.0008353330%
TX474	Galveston City, Texas	0.3254580000%
TX475	Galveston County, Texas	0.7493953330%
TX476	Ganado City, Texas	0.0036733330%
TX477	Garden Ridge City, Texas	0.0075673330%
TX478	Garland City, Texas	0.2801626670%
TX479	Garrett Town, Texas	0.0016733330%
TX480	Garrison City, Texas	0.0023700000%
TX481	Gary City Town, Texas	0.0003000000%
TX482	Garza County, Texas	0.0059626670%
TX483	Gatesville City, Texas	0.0179960000%
TX484	George West City, Texas	0.0041380000%
TX485	Georgetown City, Texas	0.1505973330%
TX486	Gholson City, Texas	0.0010033330%
TX487	Giddings City, Texas	0.0084493330%
TX488	Gillespie County, Texas	0.0421273330%
TX489	Gilmer City, Texas	0.0226340000%

State ID	Qualifying Subdivision	Consolidated State Allocation
TX490	Gladewater City, Texas	0.0164253330%
TX491	Glasscock County, Texas	0.0006666670%
TX492	Glen Rose City, Texas	0.0003600000%
TX493	Glenn Heights City, Texas	0.0110620000%
TX494	Godley City, Texas	0.0020766670%
TX495	Goldsmith City, Texas	0.0004513330%
TX496	Goldthwaite City, Texas	0.0008166670%
TX497	Goliad City, Texas	0.0023753330%
TX498	Goliad County, Texas	0.0231066670%
TX499	Golinda City, Texas	0.0000666670%
TX500	Gonzales City, Texas	0.0099213330%
TX501	Gonzales County, Texas	0.0221533330%
TX502	Goodlow City, Texas	0.0001473330%
TX503	Goodrich City, Texas	0.0064286670%
TX504	Gordon City, Texas	0.0002433330%
TX505	Goree City, Texas	0.0004993330%
TX506	Gorman City, Texas	0.0020713330%
TX507	Graford City, Texas	0.0000153330%
TX508	Graham City, Texas	0.1569520000%
TX509	Granbury City, Texas	0.0478233330%
TX510	Grand Prairie City, Texas	0.2969593330%
TX511	Grand Saline City, Texas	0.0242753330%
TX512	Grandfalls Town, Texas	0.0000433330%
TX513	Grandview City, Texas	0.0044000000%
TX514	Granger City, Texas	0.0018273330%
TX515	Granite Shoals City, Texas	0.0078893330%
TX516	Granjeno City, Texas	0.0000286670%
TX517	Grapeland City, Texas	0.0048580000%
TX518	Grapevine City, Texas	0.0861300000%
TX519	Gray County, Texas	0.0439226670%
TX520	Grays Prairie Village, Texas	0.0000113330%
TX521	Grayson County, Texas	0.3593886670%
TX522	Greenville City, Texas	0.1354080000%
TX523	Gregg County, Texas	0.1624960000%
TX524	Gregory City, Texas	0.0031313330%
TX525	Grey Forest City, Texas	0.0003160000%
TX526	Grimes County, Texas	0.0632520000%
TX527	Groesbeck City, Texas	0.0038300000%
TX528	Groom Town, Texas	0.0006433330%
TX529	Groves City, Texas	0.0271680000%
TX530	Groveton City, Texas	0.0058846670%
TX531	Gruver City, Texas	0.0007773330%
TX532	Guadalupe County, Texas	0.0978826670%
TX533	Gun Barrel City, Texas	0.0242013330%
TX534	Gunter City, Texas	0.0030726670%
TX535	Gustine Town, Texas	0.0000226670%
TX536	Hackberry Town, Texas	0.0000626670%
TX537	Hale Center City, Texas	0.0040280000%
TX538	Hale County, Texas	0.0527666670%

State ID	Qualifying Subdivision	Consolidated State Allocation
TX539	Hall County, Texas	0.0059553330%
TX540	Hallettsville City, Texas	0.0045966670%
TX541	Hallsburg City, Texas	0.0001813330%
TX542	Hallsville City, Texas	0.0068260000%
TX543	Haltom City, Texas	0.0478666670%
TX544	Hamilton City, Texas	0.0023873330%
TX545	Hamilton County, Texas	0.0442380000%
TX546	Hamlin City, Texas	0.0031040000%
TX547	Hansford County, Texas	0.0109440000%
TX548	Happy Town, Texas	0.0002180000%
TX549	Hardeman County, Texas	0.0101460000%
TX550	Hardin City, Texas	0.0000666670%
TX551	Hardin County, Texas	0.2532000000%
TX552	Harker Heights City, Texas	0.0757873330%
TX553	Harlingen City, Texas	0.1102860000%
TX554	Harris County, Texas	9.9774680000%
TX555	Harrison County, Texas	0.1239400000%
TX556	Hart City, Texas	0.0000573330%
TX557	Hartley County, Texas	0.0005240000%
TX558	Haskell City, Texas	0.0072193330%
TX559	Haskell County, Texas	0.0146740000%
TX560	Haslet City, Texas	0.0012720000%
TX561	Hawk Cove City, Texas	0.0004493330%
TX562	Hawkins City, Texas	0.0052880000%
TX563	Hawley City, Texas	0.0006206670%
TX564	Hays City, Texas	0.0003373330%
TX565	Hays County, Texas	0.3529926670%
TX566	Hearne City, Texas	0.0112160000%
TX567	Heath City, Texas	0.0191673330%
TX568	Hebron Town, Texas	0.0004580000%
TX569	Hedley City, Texas	0.0000466670%
TX570	Hedwig Village City, Texas	0.0087113330%
TX571	Helotes City, Texas	0.0105266670%
TX572	Hemphill City, Texas	0.0053566670%
TX573	Hemphill County, Texas	0.0095960000%
TX574	Hempstead City, Texas	0.0141600000%
TX575	Henderson City, Texas	0.0399773330%
TX576	Henderson County, Texas	0.2186433330%
TX577	Henrietta City, Texas	0.0018133330%
TX578	Hereford City, Texas	0.0136153330%
TX579	Hewitt City, Texas	0.0131840000%
TX580	Hickory Creek Town, Texas	0.0110066670%
TX581	Hico City, Texas	0.0036893330%
TX582	Hidalgo City, Texas	0.0177473330%
TX583	Hidalgo County, Texas	0.8354020000%
TX584	Hideaway City, Texas	0.0006146670%
TX585	Higgins City, Texas	0.0000286670%
TX586	Highland Haven City, Texas	0.0002133330%
TX587	Highland Park Town, Texas	0.0289220000%

State ID	Qualifying Subdivision	Consolidated State Allocation
TX588	Highland Village City, Texas	0.0335433330%
TX589	Hill Country Village City, Texas	0.0043233330%
TX590	Hill County, Texas	0.0849846670%
TX591	Hillcrest Village, Texas	0.0035633330%
TX592	Hillsboro City, Texas	0.0310726670%
TX593	Hilshire Village City, Texas	0.0005726670%
TX594	Hitchcock City, Texas	0.0191973330%
TX595	Hockley County, Texas	0.0309380000%
TX596	Holiday Lakes Town, Texas	0.0011966670%
TX597	Holland Town, Texas	0.0000513330%
TX598	Holliday City, Texas	0.0039400000%
TX599	Hollywood Park Town, Texas	0.0062826670%
TX600	Hondo City, Texas	0.0768586670%
TX601	Honey Grove City, Texas	0.0047973330%
TX602	Hood County, Texas	0.1947366670%
TX603	Hooks City, Texas	0.0018013330%
TX604	Hopkins County, Texas	0.0996786670%
TX605	Horizon City, Texas	0.0050133330%
TX606	Horseshoe Bay City, Texas	0.0321153330%
TX607	Houston City, Texas	4.6811953330%
TX608	Houston County, Texas	0.0524320000%
TX609	Howard County, Texas	0.0595533330%
TX610	Howardwick City, Texas	0.0000560000%
TX611	Howe Town, Texas	0.0061180000%
TX612	Hubbard City, Texas	0.0024233330%
TX613	Hudson City, Texas	0.0045600000%
TX614	Hudson Oaks City, Texas	0.0104246670%
TX615	Hudspeth County, Texas	0.0006566670%
TX616	Hughes Springs City, Texas	0.0029613330%
TX617	Humble City, Texas	0.0493013330%
TX618	Hunt County, Texas	0.2065673330%
TX619	Hunters Creek Village City, Texas	0.0098053330%
TX620	Huntington City, Texas	0.0058613330%
TX621	Huntsville City, Texas	0.0535820000%
TX622	Hurst City, Texas	0.0661246670%
TX623	Hutchins City, Texas	0.0063673330%
TX624	Hutchinson County, Texas	0.0497533330%
TX625	Hutto City, Texas	0.0255640000%
TX626	Huxley City, Texas	0.0004920000%
TX627	Idalou City, Texas	0.0013326670%
TX628	Impact Town, Texas	0.0000053330%
TX629	Indian Lake Town, Texas	0.0003153330%
TX630	Industry City, Texas	0.0004026670%
TX631	Ingleside City, Texas	0.0269913330%
TX632	Ingleside on the Bay City, Texas	0.0000946670%
TX633	Ingram City, Texas	0.0034953330%
TX634	Iola City, Texas	0.0021093330%
TX635	Iowa Colony Village, Texas	0.0027266670%
TX636	Iowa Park City, Texas	0.0156580000%

State ID	Qualifying Subdivision	Consolidated State Allocation
TX637	Iraan City, Texas	0.0000373330%
TX638	Iredell City, Texas	0.0001440000%
TX639	Irion County, Texas	0.0060700000%
TX640	Irving City, Texas	0.2852120000%
TX641	Italy Town, Texas	0.0035660000%
TX642	Itasca City, Texas	0.0057960000%
TX643	Ivanhoe City, Texas	0.0000173330%
TX644	Jacinto City, Texas	0.0094273330%
TX645	Jack County, Texas	0.0098660000%
TX646	Jacksboro City, Texas	0.0155026670%
TX647	Jackson County, Texas	0.0253226670%
TX648	Jacksonville City, Texas	0.0534526670%
TX649	Jamaica Beach City, Texas	0.0032753330%
TX650	Jarrell City, Texas	0.0016153330%
TX651	Jasper City, Texas	0.0522813330%
TX652	Jasper County, Texas	0.1659033330%
TX653	Jayton City, Texas	0.0000420000%
TX654	Jeff Davis County, Texas	0.0056666670%
TX655	Jefferson City, Texas	0.0074626670%
TX656	Jefferson County, Texas	0.5044093330%
TX657	Jersey Village City, Texas	0.0242313330%
TX658	Jewett City, Texas	0.0062253330%
TX659	Jim Hogg County, Texas	0.0084786670%
TX660	Jim Wells County, Texas	0.1110260000%
TX661	Joaquin City, Texas	0.0005400000%
TX662	Johnson City, Texas	0.0023873330%
TX663	Johnson County, Texas	0.2724613330%
TX664	Jolly City, Texas	0.0000173330%
TX665	Jones County, Texas	0.0146673330%
TX666	Jones Creek Village, Texas	0.0033853330%
TX667	Jonestown City, Texas	0.0042793330%
TX668	Josephine City, Texas	0.0005873330%
TX669	Joshua City, Texas	0.0137460000%
TX670	Jourdanton City, Texas	0.0064000000%
TX671	Junction City, Texas	0.0032166670%
TX672	Justin City, Texas	0.0057166670%
TX673	Karnes City, Texas	0.0077546670%
TX674	Karnes County, Texas	0.0234993330%
TX675	Katy City, Texas	0.0349780000%
TX676	Kaufman City, Texas	0.0184046670%
TX677	Kaufman County, Texas	0.2353646670%
TX678	Keene City, Texas	0.0255306670%
TX679	Keller City, Texas	0.0527926670%
TX680	Kemah City, Texas	0.0188833330%
TX681	Kemp City, Texas	0.0042793330%
TX682	Kempner City, Texas	0.0002200000%
TX683	Kendall County, Texas	0.0670953330%
TX684	Kendleton City, Texas	0.0000086670%
TX685	Kenedy City, Texas	0.0004506670%

State ID	Qualifying Subdivision	Consolidated State Allocation
TX686	Kenedy County, Texas	0.0006666670%
TX687	Kenefick Town, Texas	0.0002773330%
TX688	Kennard City, Texas	0.0000880000%
TX689	Kennedale City, Texas	0.0140160000%
TX690	Kent County, Texas	0.0006260000%
TX691	Kerens City, Texas	0.0012826670%
TX692	Kermit City, Texas	0.0037680000%
TX693	Kerr County, Texas	0.1456346670%
TX694	Kerrville City, Texas	0.1269046670%
TX695	Kilgore City, Texas	0.0703886670%
TX696	Killeen City, Texas	0.3571000000%
TX697	Kimble County, Texas	0.0136533330%
TX698	King County, Texas	0.0006666670%
TX699	Kingsville City, Texas	0.0133886670%
TX700	Kinney County, Texas	0.0014280000%
TX701	Kirby City, Texas	0.0058346670%
TX702	Kirbyville City, Texas	0.0071266670%
TX703	Kirvin Town, Texas	0.0000013330%
TX704	Kleberg County, Texas	0.0827393330%
TX705	Knollwood City, Texas	0.0007733330%
TX706	Knox City Town, Texas	0.0013080000%
TX707	Knox County, Texas	0.0078200000%
TX708	Kosse Town, Texas	0.0016453330%
TX709	Kountze City, Texas	0.0131440000%
TX710	Kress City, Texas	0.0001240000%
TX711	Krugerville City, Texas	0.0010053330%
TX712	Krum City, Texas	0.0064406670%
TX713	Kurten Town, Texas	0.0004573330%
TX714	Kyle City, Texas	0.0345566670%
TX715	La Feria City, Texas	0.0069206670%
TX716	La Grange City, Texas	0.0064153330%
TX717	La Grulla City, Texas	0.0011386670%
TX718	La Joya City, Texas	0.0056380000%
TX719	La Marque City, Texas	0.0659533330%
TX720	La Porte City, Texas	0.0610213330%
TX721	La Salle County, Texas	0.0099833330%
TX722	La Vernia City, Texas	0.0021446670%
TX723	La Villa City, Texas	0.0003813330%
TX724	La Ward City, Texas	0.0002140000%
TX725	Lacoste City, Texas	0.0001060000%
TX726	Lacy-Lakeview City, Texas	0.0077326670%
TX727	Ladonia Town, Texas	0.0013406670%
TX728	Lago Vista City, Texas	0.0091786670%
TX729	Laguna Vista Town, Texas	0.0024593330%
TX730	Lake Bridgeport City, Texas	0.0001546670%
TX731	Lake City Town, Texas	0.0019453330%
TX732	Lake Dallas City, Texas	0.0168760000%
TX733	Lake Jackson City, Texas	0.0505206670%
TX734	Lake Tanglewood Village, Texas	0.0004086670%

State ID	Qualifying Subdivision	Consolidated State Allocation
TX735	Lake Worth City, Texas	0.0133673330%
TX736	Lakeport City, Texas	0.0003086670%
TX737	Lakeside City Town, Texas	0.0001480000%
TX738	Lakeside Town, San Patricio County, Texas	0.0029826670%
TX739	Lakeside Town, Tarrant County, Texas	0.0029826670%
TX740	Lakeview Town, Texas	0.0002846670%
TX741	Lakeway City, Texas	0.0211046670%
TX742	Lakewood Village City, Texas	0.0003713330%
TX743	Lamar County, Texas	0.0943986670%
TX744	Lamb County, Texas	0.0337873330%
TX745	Lamesa City, Texas	0.0197706670%
TX746	Lampasas City, Texas	0.0188073330%
TX747	Lampasas County, Texas	0.0285453330%
TX748	Lancaster City, Texas	0.0604353330%
TX749	Laredo City, Texas	0.5087826670%
TX750	Latexo City, Texas	0.0000826670%
TX751	Lavaca County, Texas	0.0306486670%
TX752	Lavon City, Texas	0.0049566670%
TX753	Lawn Town, Texas	0.0000386670%
TX754	League City, Texas	0.2016120000%
TX755	Leakey City, Texas	0.0001706670%
TX756	Leander City, Texas	0.0590940000%
TX757	Leary City, Texas	0.0005313330%
TX758	Lee County, Texas	0.0203046670%
TX759	Lefors Town, Texas	0.0001060000%
TX760	Leon County, Texas	0.0449286670%
TX761	Leon Valley City, Texas	0.0155053330%
TX762	Leona City, Texas	0.0005886670%
TX763	Leonard City, Texas	0.0056700000%
TX764	Leroy City, Texas	0.0001173330%
TX765	Levelland City, Texas	0.0312320000%
TX766	Lewisville City, Texas	0.2547293330%
TX767	Lexington Town, Texas	0.0015453330%
TX768	Liberty City, Texas	0.0482286670%
TX769	Liberty County, Texas	0.3541413330%
TX770	Liberty Hill City, Texas	0.0018533330%
TX771	Limestone County, Texas	0.0904560000%
TX772	Lincoln Park Town, Texas	0.0004513330%
TX773	Lindale City, Texas	0.0161346670%
TX774	Linden City, Texas	0.0024406670%
TX775	Lindsay City, Texas	0.0008186670%
TX776	Lipan City, Texas	0.0000293330%
TX777	Lipscomb County, Texas	0.0067546670%
TX778	Little Elm City, Texas	0.0462173330%
TX779	Little River-Academy City, Texas	0.0005320000%
TX780	Littlefield City, Texas	0.0051186670%
TX781	Live Oak City, Texas	0.0218266670%

State ID	Qualifying Subdivision	Consolidated State Allocation
TX782	Live Oak County, Texas	0.0264773330%
TX783	Liverpool City, Texas	0.0009566670%
TX784	Livingston Town, Texas	0.0487766670%
TX785	Llano City, Texas	0.0154140000%
TX786	Llano County, Texas	0.0770980000%
TX787	Lockhart City, Texas	0.0327000000%
TX788	Lockney Town, Texas	0.0022006670%
TX789	Log Cabin City, Texas	0.0013066670%
TX790	Lometa City, Texas	0.0007840000%
TX791	Lone Oak City, Texas	0.0011366670%
TX792	Lone Star City, Texas	0.0055220000%
TX793	Longview City, Texas	0.3215026670%
TX794	Loraine Town, Texas	0.0001253330%
TX795	Lorena City, Texas	0.0022600000%
TX796	Lorenzo City, Texas	0.0075720000%
TX797	Los Fresnos City, Texas	0.0074566670%
TX798	Los Indios Town, Texas	0.0001060000%
TX799	Lott City, Texas	0.0010106670%
TX800	Lovelady City, Texas	0.0001660000%
TX801	Loving County, Texas	0.0006666670%
TX802	Lowry Crossing City, Texas	0.0005220000%
TX803	Lubbock City, Texas	0.2132446670%
TX804	Lubbock County, Texas	0.9198126670%
TX805	Lucas City, Texas	0.0035106670%
TX806	Lueders City, Texas	0.0003386670%
TX807	Lufkin City, Texas	0.1877280000%
TX808	Luling City, Texas	0.0196140000%
TX809	Lumberton City, Texas	0.0244060000%
TX810	Lyford City, Texas	0.0020473330%
TX811	Lynn County, Texas	0.0041833330%
TX812	Lytle City, Texas	0.0048153330%
TX813	Mabank Town, Texas	0.0129620000%
TX814	Madison County, Texas	0.0329946670%
TX815	Madisonville City, Texas	0.0076386670%
TX816	Magnolia City, Texas	0.0173540000%
TX817	Malakoff City, Texas	0.0084093330%
TX818	Malone Town, Texas	0.0002926670%
TX819	Manor City, Texas	0.0083326670%
TX820	Mansfield City, Texas	0.1005253330%
TX821	Manvel City, Texas	0.0082033330%
TX822	Marble Falls City, Texas	0.0246926670%
TX823	Marfa City, Texas	0.0000433330%
TX824	Marietta Town, Texas	0.0002253330%
TX825	Marion City, Texas	0.0001833330%
TX826	Marion County, Texas	0.0364853330%
TX827	Marlin City, Texas	0.0144226670%
TX828	Marquez City, Texas	0.0008813330%
TX829	Marshall City, Texas	0.0722473330%
TX830	Mart City, Texas	0.0006186670%

State ID	Qualifying Subdivision	Consolidated State Allocation
TX831	Martin County, Texas	0.0072413330%
TX832	Martindale City, Texas	0.0016246670%
TX833	Mason City, Texas	0.0005180000%
TX834	Mason County, Texas	0.0020893330%
TX835	Matador Town, Texas	0.0008020000%
TX836	Matagorda County, Texas	0.0901593330%
TX837	Mathis City, Texas	0.0104800000%
TX838	Maud City, Texas	0.0002820000%
TX839	Maverick County, Texas	0.0772793330%
TX840	Maypearl City, Texas	0.0006573330%
TX841	McAllen City, Texas	0.2429493330%
TX842	McCamey City, Texas	0.0003613330%
TX843	McCulloch County, Texas	0.0133473330%
TX844	McGregor City, Texas	0.0061033330%
TX845	McKinney City, Texas	0.3002553330%
TX846	McLean Town, Texas	0.0000093330%
TX847	McLendon-Chisholm City, Texas	0.0002740000%
TX848	McLennan County, Texas	0.3530940000%
TX849	McMullen County, Texas	0.0006666670%
TX850	Meadow Town, Texas	0.0007473330%
TX851	Meadowlakes City, Texas	0.0006033330%
TX852	Meadows Place City, Texas	0.0120986670%
TX853	Medina County, Texas	0.0322366670%
TX854	Megargel Town, Texas	0.0004073330%
TX855	Melissa City, Texas	0.0102540000%
TX856	Melvin Town, Texas	0.0002300000%
TX857	Memphis City, Texas	0.0048020000%
TX858	Menard City, Texas	0.0006606670%
TX859	Menard County, Texas	0.0098113330%
TX860	Mercedes City, Texas	0.0142940000%
TX861	Meridian City, Texas	0.0023640000%
TX862	Merkel Town, Texas	0.0067446670%
TX863	Mertens Town, Texas	0.0001593330%
TX864	Mertzon City, Texas	0.0000193330%
TX865	Mesquite City, Texas	0.2071393330%
TX866	Mexia City, Texas	0.0140640000%
TX867	Miami City, Texas	0.0003033330%
TX868	Midland City, Texas	0.3478993330%
TX869	Midland County, Texas	0.1866180000%
TX870	Midlothian City, Texas	0.0638660000%
TX871	Midway City, Texas	0.0000520000%
TX872	Milam County, Texas	0.0649240000%
TX873	Milano City, Texas	0.0006026670%
TX874	Mildred Town, Texas	0.0001906670%
TX875	Miles City, Texas	0.0000620000%
TX876	Milford Town, Texas	0.0041180000%
TX877	Miller's Cove Town, Texas	0.0000646670%
TX878	Millican Town, Texas	0.0002780000%
TX879	Mills County, Texas	0.0132873330%

State ID	Qualifying Subdivision	Consolidated State Allocation
TX880	Millsap Town, Texas	0.0000226670%
TX881	Mineola City, Texas	0.0324793330%
TX882	Mineral Wells City, Texas	0.0613740000%
TX883	Mingus City, Texas	0.0001260000%
TX884	Mission City, Texas	0.0831786670%
TX885	Missouri City, Texas	0.1397553330%
TX886	Mitchell County, Texas	0.0139000000%
TX887	Mobeetie City, Texas	0.0000346670%
TX888	Mobile City, Texas	0.0013560000%
TX889	Monahans City, Texas	0.0038993330%
TX890	Mont Belvieu City, Texas	0.0131126670%
TX891	Montague County, Texas	0.0631973330%
TX892	Montgomery City, Texas	0.0012560000%
TX893	Montgomery County, Texas	1.8006073330%
TX894	Moody City, Texas	0.0005520000%
TX895	Moore County, Texas	0.0270846670%
TX896	Moore Station City, Texas	0.0005146670%
TX897	Moran City, Texas	0.0000333330%
TX898	Morgan City, Texas	0.0004033330%
TX899	Morgan's Point City, Texas	0.0020700000%
TX900	Morgan's Point Resort City, Texas	0.0053493330%
TX901	Morris County, Texas	0.0355520000%
TX902	Morton City, Texas	0.0001113330%
TX903	Motley County, Texas	0.0022293330%
TX904	Moulton Town, Texas	0.0006660000%
TX905	Mount Calm City, Texas	0.0004033330%
TX906	Mount Enterprise City, Texas	0.0012213330%
TX907	Mount Pleasant City, Texas	0.0437893330%
TX908	Mount Vernon Town, Texas	0.0040326670%
TX909	Mountain City, Texas	0.0010320000%
TX910	Muenster City, Texas	0.0031040000%
TX911	Muleshoe City, Texas	0.0032733330%
TX912	Mullin Town, Texas	0.0002560000%
TX913	Munday City, Texas	0.0013646670%
TX914	Murchison City, Texas	0.0015346670%
TX915	Murphy City, Texas	0.0345953330%
TX916	Mustang Ridge City, Texas	0.0016413330%
TX917	Mustang Town, Texas	0.0000046670%
TX918	Nacogdoches City, Texas	0.1373280000%
TX919	Nacogdoches County, Texas	0.1323886670%
TX920	Naples City, Texas	0.0028160000%
TX921	Nash City, Texas	0.0053326670%
TX922	Nassau Bay City, Texas	0.0074980000%
TX923	Natalia City, Texas	0.0004166670%
TX924	Navarro County, Texas	0.0690086670%
TX925	Navarro Town, Texas	0.0002226670%
TX926	Navasota City, Texas	0.0251173330%
TX927	Nazareth City, Texas	0.0000826670%
TX928	Nederland City, Texas	0.0297233330%

State ID	Qualifying Subdivision	Consolidated State Allocation
TX929	Needville City, Texas	0.0068940000%
TX930	Nevada City, Texas	0.0001580000%
TX931	New Berlin City, Texas	0.0000026670%
TX932	New Boston City, Texas	0.0046353330%
TX933	New Braunfels City, Texas	0.2048753330%
TX934	New Chapel Hill City, Texas	0.0001920000%
TX935	New Deal Town, Texas	0.0002253330%
TX936	New Fairview City, Texas	0.0015560000%
TX937	New Home City, Texas	0.0000060000%
TX938	New Hope Town, Texas	0.0006826670%
TX939	New London City, Texas	0.0027526670%
TX940	New Summerfield City, Texas	0.0002946670%
TX941	New Waverly City, Texas	0.0017080000%
TX942	Newark City, Texas	0.0003466670%
TX943	Newcastle City, Texas	0.0006093330%
TX944	Newton City, Texas	0.0040680000%
TX945	Newton County, Texas	0.1053373330%
TX946	Neylandville Town, Texas	0.0001086670%
TX947	Niederwald City, Texas	0.0000106670%
TX948	Nixon City, Texas	0.0015220000%
TX949	Nocona City, Texas	0.0110240000%
TX950	Nolan County, Texas	0.0335080000%
TX951	Nolanville City, Texas	0.0028313330%
TX952	Nome City, Texas	0.0002606670%
TX953	Noonday City, Texas	0.0001506670%
TX954	Nordheim City, Texas	0.0004646670%
TX955	Normangee Town, Texas	0.0041280000%
TX956	North Cleveland City, Texas	0.0000700000%
TX957	North Richland Hills City, Texas	0.0976126670%
TX958	Northlake Town, Texas	0.0059366670%
TX959	Novice City, Texas	0.0000506670%
TX960	Nueces County, Texas	0.9119546670%
TX961	Oak Grove Town, Texas	0.0018460000%
TX962	Oak Leaf City, Texas	0.0004080000%
TX963	Oak Point City, Texas	0.0060073330%
TX964	Oak Ridge North City, Texas	0.0223413330%
TX965	Oak Ridge Town, Cooke County, Texas	0.0002386670%
TX966	Oak Ridge Town, Kaufman County, Texas	0.0002386670%
TX967	Oak Valley Town, Texas	0.0000046670%
TX968	Oakwood Town, Texas	0.0000986670%
TX969	O'Brien City, Texas	0.0000506670%
TX970	Ochiltree County, Texas	0.0103173330%
TX971	Odem City, Texas	0.0049466670%
TX972	Odessa City, Texas	0.3727753330%
TX973	O'Donnell City, Texas	0.0000180000%
TX974	Oglesby City, Texas	0.0000193330%
TX975	Old River-Winfree City, Texas	0.0144353330%

State ID	Qualifying Subdivision	Consolidated State Allocation
TX976	Oldham County, Texas	0.0068786670%
TX977	Olmos Park City, Texas	0.0065340000%
TX978	Olney City, Texas	0.0040586670%
TX979	Olton City, Texas	0.0007980000%
TX980	Omaha City, Texas	0.0027900000%
TX981	Onalaska City, Texas	0.0211026670%
TX982	Opdyke West Town, Texas	0.0003193330%
TX983	Orange City, Texas	0.2075593330%
TX984	Orange County, Texas	0.4598786670%
TX985	Orange Grove City, Texas	0.0011180000%
TX986	Orchard City, Texas	0.0005780000%
TX987	Ore City, Texas	0.0045373330%
TX988	Overton City, Texas	0.0052666670%
TX989	Ovilla City, Texas	0.0089273330%
TX990	Oyster Creek City, Texas	0.0064220000%
TX991	Paducah Town, Texas	0.0000833330%
TX992	Paint Rock Town, Texas	0.0000940000%
TX993	Palacios City, Texas	0.0093573330%
TX994	Palestine City, Texas	0.1186726670%
TX995	Palisades Village, Texas	0.0001600000%
TX996	Palm Valley City, Texas	0.0012786670%
TX997	Palmer Town, Texas	0.0084440000%
TX998	Palmhurst City, Texas	0.0031066670%
TX999	Palmview City, Texas	0.0050513330%
TX1000	Palo Pinto County, Texas	0.0830806670%
TX1001	Pampa City, Texas	0.0448180000%
TX1002	Panhandle Town, Texas	0.0063573330%
TX1003	Panola County, Texas	0.0537993330%
TX1004	Panorama Village City, Texas	0.0008613330%
TX1005	Pantego Town, Texas	0.0085986670%
TX1006	Paradise City, Texas	0.0000346670%
TX1007	Paris City, Texas	0.1341200000%
TX1008	Parker City, Texas	0.0068713330%
TX1009	Parker County, Texas	0.3175026670%
TX1010	Parmer County, Texas	0.0105773330%
TX1011	Pasadena City, Texas	0.2376906670%
TX1012	Pattison City, Texas	0.0007653330%
TX1013	Patton Village City, Texas	0.0061786670%
TX1014	Payne Springs Town, Texas	0.0011800000%
TX1015	Pearland City, Texas	0.2225013330%
TX1016	Pearsall City, Texas	0.0077133330%
TX1017	Pecan Gap City, Texas	0.0004793330%
TX1018	Pecan Hill City, Texas	0.0001526670%
TX1019	Pecos City, Texas	0.0050813330%
TX1020	Pecos County, Texas	0.0313313330%
TX1021	Pelican Bay City, Texas	0.0007993330%
TX1022	Penelope Town, Texas	0.0002766670%
TX1023	Penitas City, Texas	0.0002080000%
TX1024	Perryton City, Texas	0.0155760000%

State ID	Qualifying Subdivision	Consolidated State Allocation
TX1025	Petersburg City, Texas	0.0011273330%
TX1026	Petrolia City, Texas	0.0000113330%
TX1027	Petronila City, Texas	0.0000033330%
TX1028	Pflugerville City, Texas	0.0576053330%
TX1029	Pharr City, Texas	0.0964806670%
TX1030	Pilot Point City, Texas	0.0077420000%
TX1031	Pine Forest City, Texas	0.0025960000%
TX1032	Pine Island Town, Texas	0.0020940000%
TX1033	Pinehurst City, Texas	0.0217806670%
TX1034	Pineland City, Texas	0.0027586670%
TX1035	Piney Point Village City, Texas	0.0104920000%
TX1036	Pittsburg City, Texas	0.0136840000%
TX1037	Plains Town, Texas	0.0000860000%
TX1038	Plainview City, Texas	0.0401986670%
TX1039	Plano City, Texas	0.7677386670%
TX1040	Pleak Village, Texas	0.0001800000%
TX1041	Pleasant Valley Town, Texas	0.0002053330%
TX1042	Pleasanton City, Texas	0.0193406670%
TX1043	Plum Grove City, Texas	0.0001720000%
TX1044	Point Blank City, Texas	0.0002366670%
TX1045	Point City, Texas	0.0010126670%
TX1046	Point Comfort City, Texas	0.0002980000%
TX1047	Point Venture Village, Texas	0.0003920000%
TX1048	Polk County, Texas	0.2472206670%
TX1049	Ponder Town, Texas	0.0008546670%
TX1050	Port Aransas City, Texas	0.0206813330%
TX1051	Port Arthur City, Texas	0.2452966670%
TX1052	Port Isabel City, Texas	0.0065346670%
TX1053	Port Lavaca City, Texas	0.0078346670%
TX1054	Port Neches City, Texas	0.0258993330%
TX1055	Portland City, Texas	0.0510113330%
TX1056	Post City, Texas	0.0015546670%
TX1057	Post Oak Bend City Town, Texas	0.0006893330%
TX1058	Poteet City, Texas	0.0045113330%
TX1059	Poth Town, Texas	0.0026493330%
TX1060	Potter County, Texas	0.2478006670%
TX1061	Pottsboro Town, Texas	0.0082013330%
TX1062	Powell Town, Texas	0.0000733330%
TX1063	Poynor Town, Texas	0.0007866670%
TX1064	Prairie View City, Texas	0.0050666670%
TX1065	Premont City, Texas	0.0022140000%
TX1066	Presidio City, Texas	0.0000986670%
TX1067	Presidio County, Texas	0.0005246670%
TX1068	Primera Town, Texas	0.0019720000%
TX1069	Princeton City, Texas	0.0128300000%
TX1070	Progreso City, Texas	0.0053813330%
TX1071	Progreso Lakes City, Texas	0.0000260000%
TX1072	Prosper Town, Texas	0.0151800000%
TX1073	Providence Village Town, Texas	0.0003386670%

State ID	Qualifying Subdivision	Consolidated State Allocation
TX1074	Putnam Town, Texas	0.0000093330%
TX1075	Pyote Town, Texas	0.0000146670%
TX1076	Quanah City, Texas	0.0001380000%
TX1077	Queen City, Texas	0.0032246670%
TX1078	Quinlan City, Texas	0.0048693330%
TX1079	Quintana Town, Texas	0.0003280000%
TX1080	Quitaque City, Texas	0.0000053330%
TX1081	Quitman City, Texas	0.0104126670%
TX1082	Rains County, Texas	0.0354600000%
TX1083	Ralls City, Texas	0.0026446670%
TX1084	Rancho Viejo Town, Texas	0.0025573330%
TX1085	Randall County, Texas	0.1854173330%
TX1086	Ranger City, Texas	0.0081240000%
TX1087	Rankin City, Texas	0.0010753330%
TX1088	Ransom Canyon Town, Texas	0.0006200000%
TX1089	Ravenna City, Texas	0.0004566670%
TX1090	Raymondville City, Texas	0.0049773330%
TX1091	Reagan County, Texas	0.0168100000%
TX1092	Real County, Texas	0.0033820000%
TX1093	Red Lick City, Texas	0.0000153330%
TX1094	Red Oak City, Texas	0.0178953330%
TX1095	Red River County, Texas	0.0195373330%
TX1096	Redwater City, Texas	0.0007053330%
TX1097	Reeves County, Texas	0.0689000000%
TX1098	Refugio County, Texas	0.0308106670%
TX1099	Refugio Town, Texas	0.0058926670%
TX1100	Reklaw City, Texas	0.0007573330%
TX1101	Reno City, Lamar County, Texas	0.0074426670%
TX1102	Reno City, Parker County, Texas	0.0025273330%
TX1103	Retreat Town, Texas	0.0000346670%
TX1104	Rhome City, Texas	0.0081900000%
TX1105	Rice City, Texas	0.0013146670%
TX1106	Richardson City, Texas	0.1735433330%
TX1107	Richland Hills City, Texas	0.0162920000%
TX1108	Richland Springs Town, Texas	0.0014893330%
TX1109	Richland Town, Texas	0.0001400000%
TX1110	Richmond City, Texas	0.0517373330%
TX1111	Richwood City, Texas	0.0080746670%
TX1112	Riesel City, Texas	0.0007453330%
TX1113	Rio Bravo City, Texas	0.0056986670%
TX1114	Rio Grande City, Texas	0.0172980000%
TX1115	Rio Hondo City, Texas	0.0023666670%
TX1116	Rio Vista City, Texas	0.0029460000%
TX1117	Rising Star Town, Texas	0.0012886670%
TX1118	River Oaks City, Texas	0.0079446670%
TX1119	Riverside City, Texas	0.0005720000%
TX1120	Roanoke City, Texas	0.0001833330%
TX1121	Roaring Springs Town, Texas	0.0003073330%
TX1122	Robert Lee City, Texas	0.0000566670%

State ID	Qualifying Subdivision	Consolidated State Allocation
TX1123	Roberts County, Texas	0.0003646670%
TX1124	Robertson County, Texas	0.0297613330%
TX1125	Robinson City, Texas	0.0120013330%
TX1126	Robstown City, Texas	0.0267693330%
TX1127	Roby City, Texas	0.0002853330%
TX1128	Rochester Town, Texas	0.0004493330%
TX1129	Rockdale City, Texas	0.0139820000%
TX1130	Rockport City, Texas	0.0361686670%
TX1131	Rocksprings Town, Texas	0.0000166670%
TX1132	Rockwall City, Texas	0.0762053330%
TX1133	Rockwall County, Texas	0.1125466670%
TX1134	Rocky Mound Town, Texas	0.0001866670%
TX1135	Rogers Town, Texas	0.0025453330%
TX1136	Rollingwood City, Texas	0.0031693330%
TX1137	Roma City, Texas	0.0110860000%
TX1138	Roman Forest Town, Texas	0.0057400000%
TX1139	Ropesville City, Texas	0.0014146670%
TX1140	Roscoe City, Texas	0.0005186670%
TX1141	Rose City, Texas	0.0026746670%
TX1142	Rose Hill Acres City, Texas	0.0015406670%
TX1143	Rosebud City, Texas	0.0009926670%
TX1144	Rosenberg City, Texas	0.0843953330%
TX1145	Ross City, Texas	0.0000980000%
TX1146	Rosser Village, Texas	0.0003660000%
TX1147	Rotan City, Texas	0.0009953330%
TX1148	Round Mountain Town, Texas	0.0003026670%
TX1149	Round Rock City, Texas	0.3173280000%
TX1150	Round Top Town, Texas	0.0000933330%
TX1151	Rowlett City, Texas	0.0666420000%
TX1152	Roxton City, Texas	0.0000313330%
TX1153	Royse City, Texas	0.0156626670%
TX1154	Rule Town, Texas	0.0005333330%
TX1155	Runaway Bay City, Texas	0.0046206670%
TX1156	Runge Town, Texas	0.0001700000%
TX1157	Runnels County, Texas	0.0225540000%
TX1158	Rusk City, Texas	0.0119940000%
TX1159	Rusk County, Texas	0.1009266670%
TX1160	Sabinal City, Texas	0.0012073330%
TX1161	Sabine County, Texas	0.0309860000%
TX1162	Sachse City, Texas	0.0156000000%
TX1163	Sadler City, Texas	0.0006166670%
TX1164	Saginaw City, Texas	0.0213153330%
TX1165	Salado Village, Texas	0.0021400000%
TX1166	San Angelo City, Texas	0.3576726670%
TX1167	San Antonio City, Texas	2.9102773330%
TX1168	San Augustine City, Texas	0.0167880000%
TX1169	San Augustine County, Texas	0.0252360000%
TX1170	San Benito City, Texas	0.0266766670%
TX1171	San Diego City, Texas	0.0078473330%

State ID	Qualifying Subdivision	Consolidated State Allocation
TX1172	San Elizario City, Texas	0.0052206670%
TX1173	San Felipe Town, Texas	0.0009986670%
TX1174	San Jacinto County, Texas	0.1315986670%
TX1175	San Juan City, Texas	0.0192300000%
TX1176	San Leanna Village, Texas	0.0000240000%
TX1177	San Marcos City, Texas	0.2171253330%
TX1178	San Patricio City, Texas	0.0028086670%
TX1179	San Patricio County, Texas	0.1812773330%
TX1180	San Perlita City, Texas	0.0014793330%
TX1181	San Saba City, Texas	0.0067046670%
TX1182	San Saba County, Texas	0.0117080000%
TX1183	Sanctuary Town, Texas	0.0000113330%
TX1184	Sandy Oaks City, Texas	0.0065753330%
TX1185	Sandy Point City, Texas	0.0010913330%
TX1186	Sanford Town, Texas	0.0002053330%
TX1187	Sanger City, Texas	0.0148246670%
TX1188	Sansom Park City, Texas	0.0001486670%
TX1189	Santa Anna Town, Texas	0.0002193330%
TX1190	Santa Clara City, Texas	0.0000580000%
TX1191	Santa Fe City, Texas	0.0221813330%
TX1192	Santa Rosa Town, Texas	0.0014253330%
TX1193	Savoy City, Texas	0.0015660000%
TX1194	Schertz City, Texas	0.0400733330%
TX1195	Schleicher County, Texas	0.0037966670%
TX1196	Schulenburg City, Texas	0.0017066670%
TX1197	Scotland City, Texas	0.0000986670%
TX1198	Scottsville City, Texas	0.0004720000%
TX1199	Scurry County, Texas	0.0487440000%
TX1200	Scurry Town, Texas	0.0007400000%
TX1201	Seabrook City, Texas	0.0201800000%
TX1202	Seadrift City, Texas	0.0006606670%
TX1203	Seagoville City, Texas	0.0114040000%
TX1204	Seagraves City, Texas	0.0050206670%
TX1205	Sealy City, Texas	0.0137580000%
TX1206	Seguin City, Texas	0.2510253330%
TX1207	Selma City, Texas	0.0149526670%
TX1208	Seminole City, Texas	0.0107280000%
TX1209	Seven Oaks City, Texas	0.0026113330%
TX1210	Seven Points City, Texas	0.0049680000%
TX1211	Seymour City, Texas	0.0094786670%
TX1212	Shackelford County, Texas	0.0008586670%
TX1213	Shady Shores Town, Texas	0.0003960000%
TX1214	Shallowater City, Texas	0.0012713330%
TX1215	Shamrock City, Texas	0.0028853330%
TX1216	Shavano Park City, Texas	0.0021186670%
TX1217	Shelby County, Texas	0.0732833330%
TX1218	Shenandoah City, Texas	0.0314146670%
TX1219	Shepherd City, Texas	0.0000980000%
TX1220	Sherman City, Texas	0.2203900000%

State ID	Qualifying Subdivision	Consolidated State Allocation
TX1221	Sherman County, Texas	0.0052866670%
TX1222	Shiner City, Texas	0.0026946670%
TX1223	Shoreacres City, Texas	0.0006386670%
TX1224	Silsbee City, Texas	0.0442946670%
TX1225	Silverton City, Texas	0.0000093330%
TX1226	Simonton City, Texas	0.0012706670%
TX1227	Sinton City, Texas	0.0157720000%
TX1228	Skellytown, Texas	0.0002666670%
TX1229	Slaton City, Texas	0.0001026670%
TX1230	Smiley City, Texas	0.0004366670%
TX1231	Smith County, Texas	0.5059740000%
TX1232	Smithville City, Texas	0.0113393330%
TX1233	Smyer Town, Texas	0.0002000000%
TX1234	Snook City, Texas	0.0009480000%
TX1235	Snyder City, Texas	0.0060120000%
TX1236	Socorro City, Texas	0.0074166670%
TX1237	Somerset City, Texas	0.0010180000%
TX1238	Somervell County, Texas	0.0380506670%
TX1239	Somerville City, Texas	0.0025373330%
TX1240	Sonora City, Texas	0.0048913330%
TX1241	Sour Lake City, Texas	0.0119040000%
TX1242	South Houston City, Texas	0.0170800000%
TX1243	South Mountain Town, Texas	0.0001026670%
TX1244	South Padre Island Town, Texas	0.0204193330%
TX1245	Southlake City, Texas	0.0472306670%
TX1246	Southmayd City, Texas	0.0047306670%
TX1247	Southside Place City, Texas	0.0005900000%
TX1248	Spearman City, Texas	0.0093333330%
TX1249	Splendora City, Texas	0.0051706670%
TX1250	Spofford City, Texas	0.0000046670%
TX1251	Spring Valley Village City, Texas	0.0109360000%
TX1252	Springlake Town, Texas	0.0000020000%
TX1253	Springtown City, Texas	0.0094960000%
TX1254	Spur City, Texas	0.0002846670%
TX1255	St. Hedwig Town, Texas	0.0000740000%
TX1256	St. Jo City, Texas	0.0049066670%
TX1257	St. Paul Town, Texas	0.0000140000%
TX1258	Stafford City, Texas	0.0500966670%
TX1259	Stagecoach Town, Texas	0.0020240000%
TX1260	Stamford City, Texas	0.0002653330%
TX1261	Stanton City, Texas	0.0025586670%
TX1262	Staples City, Texas	0.0000126670%
TX1263	Star Harbor City, Texas	0.0001006670%
TX1264	Starr County, Texas	0.0665973330%
TX1265	Stephens County, Texas	0.0234960000%
TX1266	Stephenville City, Texas	0.0556480000%
TX1267	Sterling City, Texas	0.0000413330%
TX1268	Sterling County, Texas	0.0006260000%
TX1269	Stinnett City, Texas	0.0027313330%

State ID	Qualifying Subdivision	Consolidated State Allocation
TX1270	Stockdale City, Texas	0.0004940000%
TX1271	Stonewall County, Texas	0.0012146670%
TX1272	Stratford City, Texas	0.0055853330%
TX1273	Strawn City, Texas	0.0006580000%
TX1274	Streetman Town, Texas	0.0000033330%
TX1275	Sudan City, Texas	0.0000213330%
TX1276	Sugar Land City, Texas	0.2143740000%
TX1277	Sullivan City, Texas	0.0040806670%
TX1278	Sulphur Springs City, Texas	0.0830686670%
TX1279	Sun Valley City, Texas	0.0000026670%
TX1280	Sundown City, Texas	0.0017280000%
TX1281	Sunnyvale Town, Texas	0.0021653330%
TX1282	Sunray City, Texas	0.0017140000%
TX1283	Sunrise Beach Village City, Texas	0.0013886670%
TX1284	Sunset Valley City, Texas	0.0062833330%
TX1285	Surfside Beach City, Texas	0.0043533330%
TX1286	Sutton County, Texas	0.0043606670%
TX1287	Sweeny City, Texas	0.0030020000%
TX1288	Sweetwater City, Texas	0.0454986670%
TX1289	Swisher County, Texas	0.0048340000%
TX1290	Taft City, Texas	0.0039073330%
TX1291	Tahoka City, Texas	0.0002866670%
TX1292	Talco City, Texas	0.0002480000%
TX1293	Talty Town, Texas	0.0060826670%
TX1294	Tarrant County, Texas	4.1141060000%
TX1295	Tatum City, Texas	0.0006480000%
TX1296	Taylor City, Texas	0.0386300000%
TX1297	Taylor County, Texas	0.2340520000%
TX1298	Taylor Lake Village City, Texas	0.0002746670%
TX1299	Taylor Landing City, Texas	0.0001020000%
TX1300	Teague City, Texas	0.0011426670%
TX1301	Tehuacana Town, Texas	0.0000080000%
TX1302	Temple City, Texas	0.1871646670%
TX1303	Tenaha Town, Texas	0.0031453330%
TX1304	Terrell City, Texas	0.0991373330%
TX1305	Terrell County, Texas	0.0038246670%
TX1306	Terrell Hills City, Texas	0.0065720000%
TX1307	Terry County, Texas	0.0169486670%
TX1308	Texarkana City, Texas	0.1280626670%
TX1309	Texas City, Texas	0.1991346670%
TX1310	Texhoma City, Texas	0.0001040000%
TX1311	Texline Town, Texas	0.0005766670%
TX1312	The Colony City, Texas	0.0761980000%
TX1313	The Hills Village, Texas	0.0006693330%
TX1314	Thompsons Town, Texas	0.0012646670%
TX1315	Thorndale City, Texas	0.0010633330%
TX1316	Thornton Town, Texas	0.0001800000%
TX1317	Thorntonville Town, Texas	0.0000580000%
TX1318	Thrall City, Texas	0.0005500000%

State ID	Qualifying Subdivision	Consolidated State Allocation
TX1319	Three Rivers City, Texas	0.0031126670%
TX1320	Throckmorton County, Texas	0.0037966670%
TX1321	Throckmorton Town, Texas	0.0000193330%
TX1322	Tiki Island Village, Texas	0.0014520000%
TX1323	Timbercreek Canyon Village, Texas	0.0002460000%
TX1324	Timpson City, Texas	0.0084280000%
TX1325	Tioga Town, Texas	0.0015933330%
TX1326	Tira Town, Texas	0.0001233330%
TX1327	Titus County, Texas	0.0470740000%
TX1328	Toco City, Texas	0.0000026670%
TX1329	Todd Mission City, Texas	0.0011200000%
TX1330	Tolar City, Texas	0.0015793330%
TX1331	Tom Bean City, Texas	0.0015286670%
TX1332	Tom Green County, Texas	0.1882846670%
TX1333	Tomball City, Texas	0.0230800000%
TX1334	Tool City, Texas	0.0098580000%
TX1335	Toyah Town, Texas	0.0000266670%
TX1336	Travis County, Texas	3.1356486670%
TX1337	Trent Town, Texas	0.0000420000%
TX1338	Trenton City, Texas	0.0020593330%
TX1339	Trinidad City, Texas	0.0039060000%
TX1340	Trinity City, Texas	0.0157680000%
TX1341	Trinity County, Texas	0.0705106670%
TX1342	Trophy Club Town, Texas	0.0195800000%
TX1343	Troup City, Texas	0.0052786670%
TX1344	Troy City, Texas	0.0035466670%
TX1345	Tulia City, Texas	0.0059406670%
TX1346	Turkey City, Texas	0.0004913330%
TX1347	Tuscola City, Texas	0.0000920000%
TX1348	Tye City, Texas	0.0011773330%
TX1349	Tyler City, Texas	0.4825526670%
TX1350	Tyler County, Texas	0.0878286670%
TX1351	Uhland City, Texas	0.0010300000%
TX1352	Uncertain City, Texas	0.0001233330%
TX1353	Union Grove City, Texas	0.0006626670%
TX1354	Union Valley City, Texas	0.0004440000%
TX1355	Universal City, Texas	0.0189520000%
TX1356	University Park City, Texas	0.0338886670%
TX1357	Upshur County, Texas	0.0855333330%
TX1358	Upton County, Texas	0.0056660000%
TX1359	Uvalde City, Texas	0.0122926670%
TX1360	Uvalde County, Texas	0.0241626670%
TX1361	Val Verde County, Texas	0.0785433330%
TX1362	Valentine Town, Texas	0.0001380000%
TX1363	Valley Mills City, Texas	0.0014853330%
TX1364	Valley View City, Texas	0.0012160000%
TX1365	Van Alstyne City, Texas	0.0291660000%
TX1366	Van City, Texas	0.0041373330%

State ID	Qualifying Subdivision	Consolidated State Allocation
TX1367	Van Horn Town, Texas	0.0001406670%
TX1368	Van Zandt County, Texas	0.1658313330%
TX1369	Vega City, Texas	0.0006493330%
TX1370	Venus Town, Texas	0.0065280000%
TX1371	Vernon City, Texas	0.0542246670%
TX1372	Victoria City, Texas	0.0563986670%
TX1373	Victoria County, Texas	0.3472573330%
TX1374	Vidor City, Texas	0.0637466670%
TX1375	Vinton Village, Texas	0.0004146670%
TX1376	Volente Village, Texas	0.0002220000%
TX1377	Von Ormy City, Texas	0.0003420000%
TX1378	Waco City, Texas	0.3413380000%
TX1379	Waelder City, Texas	0.0022846670%
TX1380	Wake Village City, Texas	0.0001160000%
TX1381	Walker County, Texas	0.1230826670%
TX1382	Waller City, Texas	0.0075300000%
TX1383	Waller County, Texas	0.0841373330%
TX1384	Wallis City, Texas	0.0017986670%
TX1385	Walnut Springs City, Texas	0.0001220000%
TX1386	Ward County, Texas	0.0452800000%
TX1387	Warren City, Texas	0.0000440000%
TX1388	Washington County, Texas	0.0558180000%
TX1389	Waskom City, Texas	0.0035640000%
TX1390	Watauga City, Texas	0.0221440000%
TX1391	Waxahachie City, Texas	0.1013960000%
TX1392	Weatherford City, Texas	0.1385813330%
TX1393	Webb County, Texas	0.3368693330%
TX1394	Webberville Village, Texas	0.0008533330%
TX1395	Webster City, Texas	0.0354680000%
TX1396	Weimar City, Texas	0.0038866670%
TX1397	Weinert City, Texas	0.0001560000%
TX1398	Weir City, Texas	0.0002953330%
TX1399	Wellington City, Texas	0.0060740000%
TX1400	Wellman City, Texas	0.0002553330%
TX1401	Wells Town, Texas	0.0009046670%
TX1402	Weslaco City, Texas	0.0492993330%
TX1403	West City, Texas	0.0023480000%
TX1404	West Columbia City, Texas	0.0119720000%
TX1405	West Lake Hills City, Texas	0.0113706670%
TX1406	West Orange City, Texas	0.0283013330%
TX1407	West Tawakoni City, Texas	0.0046633330%
TX1408	West University Place City, Texas	0.0231146670%
TX1409	Westbrook City, Texas	0.0000286670%
TX1410	Westlake Town, Texas	0.0276933330%
TX1411	Weston City, Texas	0.0001773330%
TX1412	Weston Lakes City, Texas	0.0001260000%
TX1413	Westover Hills Town, Texas	0.0030060000%
TX1414	Westworth Village City, Texas	0.0052280000%
TX1415	Wharton City, Texas	0.0211333330%

State ID	Qualifying Subdivision	Consolidated State Allocation
TX1416	Wharton County, Texas	0.0485913330%
TX1417	Wheeler City, Texas	0.0002980000%
TX1418	Wheeler County, Texas	0.0175153330%
TX1419	White Deer Town, Texas	0.0008486670%
TX1420	White Oak City, Texas	0.0102033330%
TX1421	White Settlement City, Texas	0.0155360000%
TX1422	Whiteface Town, Texas	0.0001033330%
TX1423	Whitehouse City, Texas	0.0193446670%
TX1424	Whitesboro City, Texas	0.0126213330%
TX1425	Whitewright Town, Texas	0.0047320000%
TX1426	Whitney Town, Texas	0.0000486670%
TX1427	Wichita County, Texas	0.3682473330%
TX1428	Wichita Falls City, Texas	0.5550493330%
TX1429	Wickett Town, Texas	0.0000580000%
TX1430	Wilbarger County, Texas	0.0367493330%
TX1431	Willacy County, Texas	0.0163873330%
TX1432	Williamson County, Texas	0.7973246670%
TX1433	Willis City, Texas	0.0162560000%
TX1434	Willow Park City, Texas	0.0178246670%
TX1435	Wills Point City, Texas	0.0291766670%
TX1436	Wilmer City, Texas	0.0002840000%
TX1437	Wilson City, Texas	0.0000080000%
TX1438	Wilson County, Texas	0.0806893330%
TX1439	Wimberley City, Texas	0.0004826670%
TX1440	Windcrest City, Texas	0.0086053330%
TX1441	Windom Town, Texas	0.0007246670%
TX1442	Windthorst Town, Texas	0.0022566670%
TX1443	Winfield City, Texas	0.0001933330%
TX1444	Wink City, Texas	0.0000800000%
TX1445	Winkler County, Texas	0.0407753330%
TX1446	Winnsboro City, Texas	0.0191940000%
TX1447	Winona Town, Texas	0.0002126670%
TX1448	Winters City, Texas	0.0041526670%
TX1449	Wise County, Texas	0.1927160000%
TX1450	Wixon Valley City, Texas	0.0002940000%
TX1451	Wolfe City, Texas	0.0036440000%
TX1452	Wolfforth City, Texas	0.0026813330%
TX1453	Wood County, Texas	0.1780320000%
TX1454	Woodbranch City, Texas	0.0064113330%
TX1455	Woodcreek City, Texas	0.0002386670%
TX1456	Woodloch Town, Texas	0.0006746670%
TX1457	Woodsboro Town, Texas	0.0007533330%
TX1458	Woodson Town, Texas	0.0000813330%
TX1459	Woodville Town, Texas	0.0135600000%
TX1460	Woodway City, Texas	0.0171420000%
TX1461	Wortham Town, Texas	0.0002506670%
TX1462	Wylie City, Texas	0.0764720000%
TX1463	Yantis Town, Texas	0.0013813330%
TX1464	Yoakum City, Texas	0.0134733330%

State ID	Qualifying Subdivision	Consolidated State Allocation
TX1465	Yoakum County, Texas	0.0232826670%
TX1466	Yorktown City, Texas	0.0036313330%
TX1467	Young County, Texas	0.0294133330%
TX1468	Zapata County, Texas	0.0376533330%
TX1469	Zavala County, Texas	0.0254313330%
TX1470	Zavalla City, Texas	0.0007253330%

State ID	Qualifying Subdivision	Consolidated State Allocation
UT3	Beaver County, Utah	0.2280000000%
UT6	Box Elder County, Utah	1.4640000000%
UT8	Cache County, Utah	2.6490000000%
UT9	Carbon County, Utah	2.7180000000%
UT16	Daggett County, Utah	0.0280000000%
UT17	Davis County, Utah	8.6950000000%
UT19	Duchesne County, Utah	0.6410000000%
UT21	Emery County, Utah	0.9380000000%
UT23	Garfield County, Utah	0.1470000000%
UT24	Grand County, Utah	0.3040000000%
UT31	Iron County, Utah	1.6220000000%
UT32	Juab County, Utah	0.3520000000%
UT33	Kane County, Utah	0.4390000000%
UT41	Millard County, Utah	0.3550000000%
UT42	Morgan County, Utah	0.2160000000%
UT50	Piute County, Utah	0.0220000000%
UT54	Rich County, Utah	0.0610000000%
UT58	Salt Lake County, Utah	42.2710000000%
UT59	San Juan County, Utah	0.2490000000%
UT61	Sanpete County, Utah	1.0130000000%
UT64	Sevier County, Utah	0.6610000000%
UT72	Summit County, Utah	0.9440000000%
UT76	Tooele County, Utah	2.2330000000%
UT77	Uintah County, Utah	0.8660000000%
UT78	Utah County, Utah	15.4260000000%
UT81	Wasatch County, Utah	0.6010000000%
UT83	Washington County, Utah	4.8650000000%
UT84	Wayne County, Utah	0.1090000000%
UT85	Weber County, Utah	9.8830000000%

State ID	Qualifying Subdivision	Consolidated State Allocation
VT1	Addison County, Vermont	0.7355948910%
VT2	Albany Town, Vermont	0.0345075405%
VT3	Albany Village, Vermont	0.0160668267%
VT4	Alburgh Town, Vermont	0.0606145322%
VT5	Alburgh Village, Vermont	0.0525580527%
VT6	Andover Town, Vermont	0.0012398034%
VT7	Arlington Town, Vermont	0.0885559202%
VT8	Athens Town, Vermont	0.0006484140%
VT9	Bakersfield Town, Vermont	0.0549127180%
VT10	Baltimore Town, Vermont	0.0024796068%
VT11	Barnard Town, Vermont	0.0830636232%
VT12	Barnet Town, Vermont	0.0471074029%
VT13	Barre City, Vermont	2.1256028600%
VT14	Barre Town, Vermont	1.3320832015%
VT15	Barton Town, Vermont	0.3252065150%
VT16	Barton Village, Vermont	0.0324162133%
VT17	Bellows Falls Village, Vermont	0.9422159742%
VT18	Belvidere Town, Vermont	0.0049931720%
VT19	Bennington County, Vermont	0.9901518348%
VT20	Bennington Town, Vermont	2.4851413569%
VT21	Benson Town, Vermont	0.0225970986%
VT22	Berlin Town, Vermont	0.5526473249%
VT23	Bethel Town, Vermont	0.0892626402%
VT24	Bloomfield Town, Vermont	0.0119245379%
VT25	Bolton Town, Vermont	0.1874031696%
VT26	Bradford Town, Vermont	0.7724442824%
VT27	Braintree Town, Vermont	0.0619908100%
VT28	Brandon Town, Vermont	0.5039156835%
VT29	Brattleboro Town, Vermont	2.8616648398%
VT30	Bridgewater Town, Vermont	0.2045592293%
VT31	Bridport Town, Vermont	0.0525426753%
VT32	Brighton Town, Vermont	0.1371312246%
VT33	Bristol Town, Vermont	0.4536168281%
VT34	Brookfield Town, Vermont	0.0181094589%
VT35	Brookline Town, Vermont	0.0142663887%
VT36	Brownington Town, Vermont	0.0209132726%
VT37	Brunswick Town, Vermont	0.0071549790%
VT38	Burke Town, Vermont	0.0035553845%
VT39	Burlington City, Vermont	10.6984139884%
VT40	Cabot Town, Vermont	0.0223388863%
VT41	Calais Town, Vermont	0.0461347819%
VT42	Caledonia County, Vermont	0.8505961058%
VT43	Cambridge Town, Vermont	0.0682410850%
VT44	Cambridge Village, Vermont	0.0012481328%
VT45	Canaan Town, Vermont	0.1359388349%
VT46	Castleton Town, Vermont	0.4255786906%
VT47	Cavendish Town, Vermont	0.0216955982%
VT48	Charleston Town, Vermont	0.0460098405%
VT49	Charlotte Town, Vermont	0.2587947007%

State ID	Qualifying Subdivision	Consolidated State Allocation
VT50	Chelsea Town, Vermont	0.0097511978%
VT51	Chester Town, Vermont	0.3719262791%
VT52	Chittenden County, Vermont	0.6721150355%
VT53	Chittenden Town, Vermont	0.0203372606%
VT54	Clarendon Town, Vermont	0.0632716198%
VT55	Colchester Town, Vermont	2.5489633597%
VT56	Concord Town, Vermont	0.0166940968%
VT57	Corinth Town, Vermont	0.0626872784%
VT58	Cornwall Town, Vermont	0.0577966224%
VT59	Coventry Town, Vermont	0.0376445314%
VT60	Craftsbury Town, Vermont	0.0501924950%
VT61	Danby Town, Vermont	0.0082858591%
VT62	Danville Town, Vermont	0.0302198071%
VT63	Derby Center Village, Vermont	0.0488117321%
VT64	Derby Line Village, Vermont	0.0549242511%
VT65	Derby Town, Vermont	0.5855806035%
VT66	Dorset Town, Vermont	0.0697288490%
VT67	Dover Town, Vermont	0.6426262960%
VT68	Dummerston Town, Vermont	0.0577133282%
VT69	East Haven Town, Vermont	0.0107321482%
VT70	East Montpelier Town, Vermont	0.1121807421%
VT71	Eden Town, Vermont	0.0299596726%
VT72	Elmore Town, Vermont	0.0195568572%
VT73	Enosburg Falls Village, Vermont	0.0515847910%
VT74	Enosburgh Town, Vermont	0.0873609676%
VT75	Essex County, Vermont	0.3791972294%
VT76	Essex Junction Village, Vermont	0.1451319610%
VT77	Essex Town, Vermont	1.8402135758%
VT78	Fair Haven Town, Vermont	0.3879168595%
VT79	Fairfax Town, Vermont	0.1256334098%
VT80	Fairfield Town, Vermont	0.0981770508%
VT81	Fairlee Town, Vermont	0.0592042959%
VT82	Fayston Town, Vermont	0.0053417265%
VT83	Ferrisburgh Town, Vermont	0.1296046250%
VT84	Fletcher Town, Vermont	0.0216321664%
VT85	Franklin County, Vermont	1.4110871894%
VT86	Franklin Town, Vermont	0.0432643327%
VT87	Georgia Town, Vermont	0.2512668196%
VT88	Goshen Town, Vermont	0.0148872515%
VT89	Grafton Town, Vermont	0.0220479971%
VT90	Grand Isle County, Vermont	0.4312958821%
VT91	Grand Isle Town, Vermont	0.1561992085%
VT92	Granville Town, Vermont	0.0131355086%
VT93	Greensboro Town, Vermont	0.2645567430%
VT94	Groton Town, Vermont	0.0719938128%
VT95	Guildhall Town, Vermont	0.0155017070%
VT96	Guilford Town, Vermont	0.0032420698%
VT97	Halifax Town, Vermont	0.0155632167%
VT98	Hancock Town, Vermont	0.0534179060%

State ID	Qualifying Subdivision	Consolidated State Allocation
VT99	Hardwick Town, Vermont	0.7839350493%
VT100	Hartford Town, Vermont	3.2053851113%
VT101	Hartland Town, Vermont	0.0483504099%
VT102	Highgate Town, Vermont	0.2362905072%
VT103	Hinesburg Town, Vermont	0.2869757200%
VT104	Holland Town, Vermont	0.0010456636%
VT105	Hubbardton Town, Vermont	0.0632716198%
VT106	Huntington Town, Vermont	0.0422712086%
VT107	Hyde Park Town, Vermont	0.0374497510%
VT108	Hyde Park Village, Vermont	0.0025481644%
VT109	Ira Town, Vermont	0.0067788733%
VT110	Irasburg Town, Vermont	0.0909740173%
VT111	Isle La Motte Town, Vermont	0.0520666164%
VT112	Jacksonville Village, Vermont	0.0061977355%
VT113	Jamaica Town, Vermont	0.0259384809%
VT114	Jay Town, Vermont	0.0031369909%
VT115	Jeffersonville Village, Vermont	0.0039462269%
VT116	Jericho Town, Vermont	0.0422712086%
VT117	Johnson Town, Vermont	0.2812873611%
VT118	Johnson Village, Vermont	0.1616364031%
VT119	Killington Town, Vermont	0.2124125988%
VT120	Kirby Town, Vermont	0.0008886859%
VT121	Lamoille County, Vermont	1.1151624597%
VT122	Landgrove Town, Vermont	0.0125511672%
VT123	Leicester Town, Vermont	0.0481639588%
VT124	Lincoln Town, Vermont	0.0718080025%
VT125	Londonderry Town, Vermont	0.0382589870%
VT126	Lowell Town, Vermont	0.0481011678%
VT127	Ludlow Town, Vermont	0.7209171567%
VT128	Ludlow Village, Vermont	0.2940730337%
VT129	Lunenburg Town, Vermont	0.0965880521%
VT130	Lyndon Town, Vermont	0.4559618826%
VT131	Lyndonville Village, Vermont	0.0079994549%
VT132	Maidstone Town, Vermont	0.0214642963%
VT133	Manchester Town, Vermont	0.6972897719%
VT134	Manchester Village, Vermont	0.0076701221%
VT135	Marlboro Town, Vermont	0.0129695608%
VT136	Marshfield Town, Vermont	0.0174828296%
VT137	Marshfield Village, Vermont	0.0171445266%
VT138	Mendon Town, Vermont	0.0971672678%
VT139	Middlebury Town, Vermont	1.3520936922%
VT140	Middlesex Town, Vermont	0.0165114901%
VT141	Middletown Springs Town, Vermont	0.0587525845%
VT142	Milton Town, Vermont	0.9332579943%
VT143	Monkton Town, Vermont	0.0210170701%
VT144	Montgomery Town, Vermont	0.0432643327%
VT145	Montpelier City, Vermont	2.1358012840%
VT146	Moretown, Vermont	0.0140831413%

State ID	Qualifying Subdivision	Consolidated State Allocation
VT147	Morgan Town, Vermont	0.0271878951%
VT148	Morristown, Vermont	0.5887893556%
VT149	Morrisville Village, Vermont	0.2266450291%
VT150	Mount Holly Town, Vermont	0.0918947396%
VT151	Mount Tabor Town, Vermont	0.0241034437%
VT152	New Haven Town, Vermont	0.1313563678%
VT153	Newbury Town, Vermont	0.0536325490%
VT154	Newbury Village, Vermont	0.0020894051%
VT155	Newfane Town, Vermont	0.0603069840%
VT156	Newfane Village, Vermont	0.0032420698%
VT157	Newport City, Vermont	1.2443589426%
VT158	Newport Town, Vermont	0.5761696308%
VT159	North Bennington Village, Vermont	0.1073823506%
VT160	North Hero Town, Vermont	0.0916986776%
VT161	North Troy Village, Vermont	0.0345075405%
VT162	Northfield Town, Vermont	0.5366215046%
VT163	Norton Town, Vermont	0.0131169276%
VT164	Norwich Town, Vermont	0.4866039276%
VT165	Old Bennington Village, Vermont	0.0014256137%
VT166	Orange County, Vermont	0.5836866196%
VT167	Orange Town, Vermont	0.0271641883%
VT168	Orleans County, Vermont	0.4475510820%
VT169	Orleans Village, Vermont	0.1150249216%
VT170	Orwell Town, Vermont	0.0350284502%
VT171	Panton Town, Vermont	0.0402823974%
VT172	Pawlet Town, Vermont	0.0497138732%
VT173	Peacham Town, Vermont	0.0373299353%
VT174	Perkinsville Village, Vermont	0.0463135443%
VT175	Peru Town, Vermont	0.0034861862%
VT176	Pittsfield Town, Vermont	0.0090387113%
VT177	Pittsford Town, Vermont	0.2538406130%
VT178	Plainfield Town, Vermont	0.0684736682%
VT179	Plymouth Town, Vermont	0.0681866233%
VT180	Pomfret Town, Vermont	0.0750052216%
VT181	Poultney Town, Vermont	0.1634522185%
VT182	Poultney Village, Vermont	0.3218151562%
VT183	Pownal Town, Vermont	0.1568905511%
VT184	Proctor Town, Vermont	0.1581796903%
VT185	Putney Town, Vermont	0.1348803568%
VT186	Randolph Town, Vermont	1.0482675385%
VT187	Reading Town, Vermont	0.0006195813%
VT188	Readsboro Town, Vermont	0.0495075597%
VT189	Richford Town, Vermont	0.3377954850%
VT190	Richmond Town, Vermont	0.3085809759%
VT191	Ripton Town, Vermont	0.0402823974%
VT192	Rochester Town, Vermont	0.1090982129%
VT193	Rockingham Town, Vermont	0.4824558723%
VT194	Roxbury Town, Vermont	0.0082557450%

State ID	Qualifying Subdivision	Consolidated State Allocation
VT195	Royalton Town, Vermont	0.1989804344%
VT196	Rutland City, Vermont	6.2978142029%
VT197	Rutland County, Vermont	1.5426293676%
VT198	Rutland Town, Vermont	0.3201255637%
VT199	Ryegate Town, Vermont	0.0515514733%
VT200	Salisbury Town, Vermont	0.0271468887%
VT201	Sandgate Town, Vermont	0.0257994435%
VT202	Saxtons River Village, Vermont	0.0156375408%
VT203	Searsburg Town, Vermont	0.0118540581%
VT204	Shaftsbury Town, Vermont	0.0697288490%
VT205	Sharon Town, Vermont	0.1462910330%
VT206	Sheffield Town, Vermont	0.0302198071%
VT207	Shelburne Town, Vermont	0.7838991687%
VT208	Sheldon Town, Vermont	0.1372817951%
VT209	Shoreham Town, Vermont	0.0359043216%
VT210	Shrewsbury Town, Vermont	0.0323893028%
VT211	South Burlington City, Vermont	4.2811506559%
VT212	South Hero Town, Vermont	0.0559519744%
VT213	Springfield Town, Vermont	2.0400160607%
VT214	St Albans Town, Vermont	0.7155280165%
VT215	St George Town, Vermont	0.0117419312%
VT216	St Johnsbury Town, Vermont	1.7171904807%
VT217	St. Albans City, Vermont	3.9012902759%
VT218	Stamford Town, Vermont	0.0495075597%
VT219	Stannard Town, Vermont	0.0017773719%
VT220	Starksboro Town, Vermont	0.0070056900%
VT221	Stockbridge Town, Vermont	0.0737654182%
VT222	Stowe Town, Vermont	0.9395659345%
VT223	Strafford Town, Vermont	0.0821896740%
VT224	Stratton Town, Vermont	0.1614672516%
VT225	Sudbury Town, Vermont	0.0135583873%
VT226	Sunderland Town, Vermont	0.0341673154%
VT227	Sutton Town, Vermont	0.0364412494%
VT228	Swanton Town, Vermont	0.1297936389%
VT229	Swanton Village, Vermont	0.5715903674%
VT230	Thetford Town, Vermont	0.2618926073%
VT231	Tinmouth Town, Vermont	0.0120520422%
VT232	Topsham Town, Vermont	0.0592042959%
VT233	Townshend Town, Vermont	0.0596585701%
VT234	Troy Town, Vermont	0.0365988678%
VT235	Underhill Town, Vermont	0.0897092257%
VT236	Vergennes City, Vermont	1.4746932678%
VT237	Vernon Town, Vermont	0.3196917927%
VT238	Vershire Town, Vermont	0.0006964684%
VT239	Victory Town, Vermont	0.0095397585%
VT240	Waitsfield Town, Vermont	0.0485631307%
VT241	Walden Town, Vermont	0.0071107690%
VT242	Wallingford Town, Vermont	0.0165710775%
VT243	Waltham Town, Vermont	0.0201411987%

State ID	Qualifying Subdivision	Consolidated State Allocation
VT244	Warren Town, Vermont	0.0480774609%
VT245	Washington County, Vermont	0.9081281087%
VT246	Washington Town, Vermont	0.0529360806%
VT247	Waterbury Town, Vermont	0.4584350821%
VT248	Waterford Town, Vermont	0.0577729156%
VT249	Waterville Town, Vermont	0.0004158307%
VT250	Weathersfield Town, Vermont	0.1692264346%
VT251	Wells River Village, Vermont	0.1107474397%
VT252	Wells Town, Vermont	0.0444407043%
VT253	West Burke Village, Vermont	0.0017773719%
VT254	West Fairlee Town, Vermont	0.0090547294%
VT255	West Haven Town, Vermont	0.0090387113%
VT256	West Rutland Town, Vermont	0.1212713522%
VT257	West Windsor Town, Vermont	0.0210760168%
VT258	Westfield Town, Vermont	0.0250965679%
VT259	Westford Town, Vermont	0.0657557117%
VT260	Westminster Town, Vermont	0.0752217867%
VT261	Westminster Village, Vermont	0.0079763888%
VT262	Westmore Town, Vermont	0.0365988678%
VT263	Weston Town, Vermont	0.0291344185%
VT264	Weybridge Town, Vermont	0.0245199151%
VT265	Wheelock Town, Vermont	0.0222203522%
VT266	Whiting Town, Vermont	0.0026269736%
VT267	Whitingham Town, Vermont	0.0901365894%
VT268	Williston Town, Vermont	1.4048183334%
VT269	Wilmington Town, Vermont	0.4344700351%
VT270	Windham County, Vermont	0.7048785219%
VT271	Windham Town, Vermont	0.0155632167%
VT272	Windsor County, Vermont	0.7909631647%
VT273	Windsor Town, Vermont	1.5118803214%
VT274	Winhall Town, Vermont	0.3772340472%
VT275	Winooski City, Vermont	1.3620774732%
VT276	Wolcott Town, Vermont	0.0337047118%
VT277	Woodbury Town, Vermont	0.0267099141%
VT278	Woodford Town, Vermont	0.0383512514%
VT279	Woodstock Town, Vermont	0.5151181240%
VT280	Woodstock Village, Vermont	0.3241960913%
VT281	Worcester Town, Vermont	0.0233102258%

State ID	Qualifying Subdivision	Consolidated State Allocation
VA1	Accomack County, Virginia	0.3480034800%
VA2	Albemarle County, Virginia	0.8630086301%
VA3	Alexandria City, Virginia	1.1620116201%
VA4	Alleghany County, Virginia	0.2130021300%
VA5	Amelia County, Virginia	0.1000010000%
VA6	Amherst County, Virginia	0.2990029900%
VA7	Appomattox County, Virginia	0.1330013300%
VA8	Arlington County, Virginia	1.3780137801%
VA9	Augusta County, Virginia	0.8350083501%
VA10	Bath County, Virginia	0.0370003700%
VA11	Bedford County, Virginia	0.7770077701%
VA12	Bland County, Virginia	0.1470014700%
VA13	Botetourt County, Virginia	0.3620036200%
VA14	Bristol City, Virginia	0.4340043400%
VA15	Brunswick County, Virginia	0.1070010700%
VA16	Buchanan County, Virginia	0.9290092901%
VA17	Buckingham County, Virginia	0.1270012700%
VA18	Buena Vista City, Virginia	0.0780007800%
VA19	Campbell County, Virginia	0.4560045600%
VA20	Caroline County, Virginia	0.3180031800%
VA21	Carroll County, Virginia	0.4400044000%
VA22	Charles City County, Virginia	0.0730007300%
VA23	Charlotte County, Virginia	0.1380013800%
VA24	Charlottesville City, Virginia	0.4630046300%
VA25	Chesapeake City, Virginia	2.9120291203%
VA26	Chesterfield County, Virginia	4.0880408804%
VA27	Clarke County, Virginia	0.1250012500%
VA28	Colonial Heights City, Virginia	0.2830028300%
VA29	Covington City, Virginia	0.1000010000%
VA30	Craig County, Virginia	0.0700007000%
VA31	Culpeper County, Virginia	0.7900079001%
VA32	Cumberland County, Virginia	0.1000010000%
VA33	Danville City, Virginia	0.6370063701%
VA34	Dickenson County, Virginia	0.9480094801%
VA35	Dinwiddie County, Virginia	0.1960019600%
VA36	Emporia City, Virginia	0.0500005000%
VA37	Essex County, Virginia	0.1010010100%
VA38	Fairfax City, Virginia	0.2690026900%
VA39	Fairfax County, Virginia	8.6720867209%
VA40	Falls Church City, Virginia	0.1020010200%
VA41	Fauquier County, Virginia	1.2100121001%
VA42	Floyd County, Virginia	0.1820018200%
VA43	Fluvanna County, Virginia	0.1940019400%
VA44	Franklin City, Virginia	0.0790007900%
VA45	Franklin County, Virginia	0.9540095401%
VA46	Frederick County, Virginia	1.2770127701%
VA47	Fredericksburg City, Virginia	0.5240052401%
VA48	Galax City, Virginia	0.1390013900%
VA49	Giles County, Virginia	0.4090040900%

State ID	Qualifying Subdivision	Consolidated State Allocation
VA50	Gloucester County, Virginia	0.4240042400%
VA51	Goochland County, Virginia	0.2250022500%
VA52	Grayson County, Virginia	0.2240022400%
VA53	Greene County, Virginia	0.1780017800%
VA54	Greensville County, Virginia	0.1240012400%
VA55	Halifax County, Virginia	0.3530035300%
VA56	Hampton City, Virginia	1.5380153802%
VA57	Hanover County, Virginia	1.0790107901%
VA58	Harrisonburg City, Virginia	0.5230052301%
VA59	Henrico County, Virginia	4.4730447304%
VA60	Henry County, Virginia	1.2200122001%
VA61	Highland County, Virginia	0.0230002300%
VA62	Hopewell City, Virginia	0.3440034400%
VA63	Isle of Wight County, Virginia	0.3560035600%
VA64	James City County, Virginia	0.6120061201%
VA65	King and Queen County, Virginia	0.0720007200%
VA66	King George County, Virginia	0.3060030600%
VA67	King William County, Virginia	0.1780017800%
VA68	Lancaster County, Virginia	0.1350013500%
VA69	Lee County, Virginia	0.5560055601%
VA70	Lexington City, Virginia	0.0930009300%
VA71	Loudoun County, Virginia	2.5670256703%
VA72	Louisa County, Virginia	0.4490044900%
VA73	Lunenburg County, Virginia	0.0880008800%
VA74	Lynchburg City, Virginia	0.8160081601%
VA75	Madison County, Virginia	0.1630016300%
VA76	Manassas City, Virginia	0.4520045200%
VA77	Manassas Park City, Virginia	0.0950009500%
VA78	Martinsville City, Virginia	0.4940049400%
VA79	Mathews County, Virginia	0.0880008800%
VA80	Mecklenburg County, Virginia	0.3440034400%
VA81	Middlesex County, Virginia	0.1080010800%
VA82	Montgomery County, Virginia	1.2050120501%
VA83	Nelson County, Virginia	0.1470014700%
VA84	New Kent County, Virginia	0.1560015600%
VA85	Newport News City, Virginia	2.0470204702%
VA86	Norfolk City, Virginia	3.3880338803%
VA87	Northampton County, Virginia	0.1220012200%
VA88	Northumberland County, Virginia	0.1290012900%
VA89	Norton City, Virginia	0.1100011000%
VA90	Nottoway County, Virginia	0.1330013300%
VA91	Orange County, Virginia	0.6380063801%
VA92	Page County, Virginia	0.4100041000%
VA93	Patrick County, Virginia	0.3290032900%
VA94	Petersburg City, Virginia	0.3950039500%
VA95	Pittsylvania County, Virginia	0.7500075001%
VA96	Poquoson City, Virginia	0.1860018600%
VA97	Portsmouth City, Virginia	1.9370193702%
VA98	Powhatan County, Virginia	0.2620026200%

State ID	Qualifying Subdivision	Consolidated State Allocation
VA99	Prince Edward County, Virginia	0.1900019000%
VA100	Prince George County, Virginia	0.3510035100%
VA101	Prince William County, Virginia	3.5560355604%
VA102	Pulaski County, Virginia	1.0610106101%
VA103	Radford City, Virginia	0.2470024700%
VA104	Rappahannock County, Virginia	0.0910009100%
VA105	Richmond City, Virginia	4.2250422504%
VA106	Richmond County, Virginia	0.0840008400%
VA107	Roanoke City, Virginia	1.8590185902%
VA108	Roanoke County, Virginia	1.4980149801%
VA109	Rockbridge County, Virginia	0.2350023500%
VA110	Rockingham County, Virginia	0.6140061401%
VA111	Russell County, Virginia	1.0640106401%
VA112	Salem City, Virginia	0.7860078601%
VA113	Scott County, Virginia	0.4210042100%
VA114	Shenandoah County, Virginia	0.6600066001%
VA115	Smyth County, Virginia	0.5920059201%
VA116	Southampton County, Virginia	0.1370013700%
VA117	Spotsylvania County, Virginia	1.4170141701%
VA118	Stafford County, Virginia	1.4430144301%
VA119	Staunton City, Virginia	0.4400044000%
VA120	Suffolk City, Virginia	0.7100071001%
VA121	Surry County, Virginia	0.0580005800%
VA122	Sussex County, Virginia	0.0810008100%
VA123	Tazewell County, Virginia	1.6060160602%
VA124	Virginia Beach City, Virginia	4.8590485905%
VA125	Warren County, Virginia	0.7660076601%
VA126	Washington County, Virginia	0.9960099601%
VA127	Waynesboro City, Virginia	0.3630036300%
VA128	Westmoreland County, Virginia	0.2230022300%
VA129	Williamsburg City, Virginia	0.0860008600%
VA130	Winchester City, Virginia	0.6490064901%
VA131	Wise County, Virginia	1.7560175602%
VA132	Wythe County, Virginia	0.6420064201%
VA133	York County, Virginia	0.5610056101%

State ID	Qualifying Subdivision	Consolidated State Allocation
WA1	Aberdeen City, Washington	0.2491525333%
WA2	Adams County, Washington	0.1638732475%
WA3	Anacortes City, Washington	0.1774962906%
WA4	Arlington City, Washington	0.2620524080%
WA5	Asotin County, Washington	0.4694498386%
WA6	Auburn City, Washington	0.3251297029%
WA7	Bainbridge Island City, Washington	0.1364686014%
WA8	Battle Ground City, Washington	0.1384729857%
WA9	Bellevue City, Washington	1.1300592573%
WA10	Bellingham City, Washington	0.8978614577%
WA11	Benton County, Washington	1.4848831892%
WA12	Bonney Lake City, Washington	0.1190773864%
WA13	Bothell City, Washington	0.4476161304%
WA14	Bremerton City, Washington	0.6193374389%
WA15	Burien City, Washington	0.0270962921%
WA16	Burlington City, Washington	0.1146861661%
WA17	Camas City, Washington	0.2691592724%
WA18	Centralia City, Washington	0.1909990353%
WA19	Chelan County, Washington	0.7434914485%
WA20	Cheney City, Washington	0.1238454349%
WA21	Clallam County, Washington	1.3076983401%
WA22	Clark County, Washington	4.5149775326%
WA23	Columbia County, Washington	0.0561699537%
WA24	Covington City, Washington	0.0118134406%
WA25	Cowlitz County, Washington	1.7226945990%
WA26	Des Moines City, Washington	0.1179764526%
WA27	Douglas County, Washington	0.3932175175%
WA28	East Wenatchee City, Washington	0.0799810865%
WA29	Edgewood City, Washington	0.0048016791%
WA30	Edmonds City, Washington	0.3058936009%
WA31	Ellensburg City, Washington	0.0955824915%
WA32	Enumclaw City, Washington	0.0537768326%
WA33	Everett City, Washington	1.9258363241%
WA34	Federal Way City, Washington	0.3061452240%
WA35	Ferndale City, Washington	0.0646101891%
WA36	Ferry County, Washington	0.1153487994%
WA37	Fife City, Washington	0.1955185481%
WA38	Franklin County, Washington	0.3361237144%
WA39	Garfield County, Washington	0.0321982209%
WA40	Gig Harbor City, Washington	0.0859963345%
WA41	Grandview City, Washington	0.0530606109%
WA42	Grant County, Washington	0.9932572167%
WA43	Grays Harbor County, Washington	0.9992429138%
WA44	Island County, Washington	0.6820422610%
WA45	Issaquah City, Washington	0.1876240107%
WA46	Jefferson County, Washington	0.4417137380%
WA47	Kelso City, Washington	0.1331145270%
WA48	Kenmore City, Washington	0.0204441024%

State ID	Qualifying Subdivision	Consolidated State Allocation
WA49	Kennewick City, Washington	0.5415650564%
WA50	Kent City, Washington	0.5377397676%
WA51	King County, Washington	13.9743722662%
WA52	Kirkland City, Washington	0.5453525246%
WA53	Kitsap County, Washington	2.6294133668%
WA54	Kittitas County, Washington	0.3855704683%
WA55	Klickitat County, Washington	0.2211673457%
WA56	Lacey City, Washington	0.2348627221%
WA57	Lake Forest Park City, Washington	0.0525439124%
WA58	Lake Stevens City, Washington	0.1385202891%
WA59	Lakewood City, Washington	0.5253640894%
WA60	Lewis County, Washington	1.0777377479%
WA61	Liberty Lake City, Washington	0.0389636519%
WA62	Lincoln County, Washington	0.1712669645%
WA63	Longview City, Washington	0.6162736905%
WA64	Lynden City, Washington	0.0827115612%
WA65	Lynnwood City, Washington	0.7704629214%
WA66	Maple Valley City, Washington	0.0093761587%
WA67	Marysville City, Washington	0.3945067827%
WA68	Mason County, Washington	0.8089918012%
WA69	Mercer Island City, Washington	0.1751797481%
WA70	Mill Creek City, Washington	0.1227939546%
WA71	Monroe City, Washington	0.1771621898%
WA72	Moses Lake City, Washington	0.2078293909%
WA73	Mount Vernon City, Washington	0.2801063665%
WA74	Mountlake Terrace City, Washington	0.2108935805%
WA75	Mukilteo City, Washington	0.2561790702%
WA76	Newcastle City, Washington	0.0033117880%
WA77	Oak Harbor City, Washington	0.2511550431%
WA78	Okanogan County, Washington	0.6145043345%
WA79	Olympia City, Washington	0.6039423385%
WA80	Pacific County, Washington	0.4895416466%
WA81	Pasco City, Washington	0.4278056066%
WA82	Pend Oreille County, Washington	0.2566374940%
WA83	Pierce County, Washington	7.2310164020%
WA84	Port Angeles City, Washington	0.4598370527%
WA85	Port Orchard City, Washington	0.1009497162%
WA86	Poulsbo City, Washington	0.0773748246%
WA87	Pullman City, Washington	0.2214837491%
WA88	Puyallup City, Washington	0.3845704814%
WA89	Redmond City, Washington	0.4839486007%
WA90	Renton City, Washington	0.7652626920%
WA91	Richland City, Washington	0.4756779517%
WA92	Sammamish City, Washington	0.0224369090%
WA93	San Juan County, Washington	0.2101495171%
WA94	Seatac City, Washington	0.1481551278%
WA95	Seattle City, Washington	6.6032403816%

State ID	Qualifying Subdivision	Consolidated State Allocation
WA96	Sedro-Woolley City, Washington	0.0661146351%
WA97	Shelton City, Washington	0.1239179888%
WA98	Shoreline City, Washington	0.0435834501%
WA99	Skagit County, Washington	1.0526023961%
WA100	Skamania County, Washington	0.1631931925%
WA101	Snohomish City, Washington	0.0861097964%
WA102	Snohomish County, Washington	6.9054415622%
WA103	Snoqualmie City, Washington	0.0649164481%
WA104	Spokane City, Washington	3.0872078287%
WA105	Spokane County, Washington	5.5623859292%
WA106	Spokane Valley City, Washington	0.0684217500%
WA107	Stevens County, Washington	0.7479240179%
WA108	Sumner City, Washington	0.1083157569%
WA109	Sunnyside City, Washington	0.1213478384%
WA110	Tacoma City, Washington	3.2816374617%
WA111	Thurston County, Washington	2.3258492094%
WA112	Tukwila City, Washington	0.3032205739%
WA113	Tumwater City, Washington	0.2065982350%
WA114	University Place City, Washington	0.0353733363%
WA115	Vancouver City, Washington	1.7306605325%
WA116	Wahkiakum County, Washington	0.0596582197%
WA117	Walla Walla City, Washington	0.3140768654%
WA118	Walla Walla County, Washington	0.5543870294%
WA119	Washougal City, Washington	0.1279328220%
WA120	Wenatchee City, Washington	0.2968333494%
WA121	West Richland City, Washington	0.0459360490%
WA122	Whatcom County, Washington	1.3452637306%
WA123	Whitman County, Washington	0.2626805837%
WA124	Woodinville City, Washington	0.0185516364%
WA125	Yakima City, Washington	0.6060410539%
WA126	Yakima County, Washington	1.9388392959%

State ID	Qualifying Subdivision	Consolidated State Allocation
WI1	Adams County, Wisconsin	0.3270000000%
WI4	Ashland County, Wisconsin	0.2250000000%
WI7	Barron County, Wisconsin	0.4780000000%
WI8	Bayfield County, Wisconsin	0.1240000000%
WI13	Brown County, Wisconsin	2.9000000000%
WI15	Buffalo County, Wisconsin	0.1260000000%
WI17	Burnett County, Wisconsin	0.2240000000%
WI19	Calumet County, Wisconsin	0.3860000000%
WI21	Chippewa County, Wisconsin	0.6960000000%
WI23	Clark County, Wisconsin	0.2610000000%
WI24	Columbia County, Wisconsin	1.0760000000%
WI25	Crawford County, Wisconsin	0.1950000000%
WI26	Cudahy City, Wisconsin	0.0870000000%
WI27	Dane County, Wisconsin	8.2480000000%
WI30	Dodge County, Wisconsin	1.3020000000%
WI31	Door County, Wisconsin	0.2820000000%
WI32	Douglas County, Wisconsin	0.5540000000%
WI33	Dunn County, Wisconsin	0.4420000000%
WI35	Eau Claire County, Wisconsin	1.1770000000%
WI38	Florence County, Wisconsin	0.0530000000%
WI40	Fond Du Lac County, Wisconsin	1.1960000000%
WI41	Forest County, Wisconsin	0.1270000000%
WI43	Franklin City, Wisconsin	0.1550000000%
WI48	Grant County, Wisconsin	0.4980000000%
WI50	Green County, Wisconsin	0.4660000000%
WI51	Green Lake County, Wisconsin	0.2800000000%
WI53	Greenfield City, Wisconsin	0.1630000000%
WI61	Iowa County, Wisconsin	0.2790000000%
WI62	Iron County, Wisconsin	0.0610000000%
WI63	Jackson County, Wisconsin	0.2360000000%
WI65	Jefferson County, Wisconsin	1.0510000000%
WI66	Juneau County, Wisconsin	0.4380000000%
WI68	Kenosha City, Wisconsin	0.4840000000%
WI69	Kenosha County, Wisconsin	3.7120000000%
WI70	Kewaunee County, Wisconsin	0.1560000000%
WI72	La Crosse County, Wisconsin	1.6490000000%
WI73	Lafayette County, Wisconsin	0.1340000000%
WI74	Langlade County, Wisconsin	0.3120000000%
WI75	Lincoln County, Wisconsin	0.3500000000%
WI80	Manitowoc County, Wisconsin	1.4030000000%
WI81	Marathon County, Wisconsin	1.2590000000%
WI82	Marinette City, Wisconsin	0.0320000000%
WI83	Marinette County, Wisconsin	0.5030000000%
WI84	Marquette County, Wisconsin	0.2460000000%
WI87	Menominee County, Wisconsin	0.0800000000%
WI92	Milwaukee City, Wisconsin	7.8150000000%
WI93	Milwaukee County, Wisconsin	25.2210000000%
WI95	Monroe County, Wisconsin	0.6550000000%

State ID	Qualifying Subdivision	Consolidated State Allocation
WI96	Mount Pleasant Village, Wisconsin	0.1170000000%
WI100	Oak Creek City, Wisconsin	0.1660000000%
WI102	Oconto County, Wisconsin	0.3360000000%
WI104	Oneida County, Wisconsin	0.5260000000%
WI107	Outagamie County, Wisconsin	1.8360000000%
WI108	Ozaukee County, Wisconsin	1.0360000000%
WI109	Pepin County, Wisconsin	0.0550000000%
WI111	Pierce County, Wisconsin	0.3870000000%
WI113	Pleasant Prairie Village, Wisconsin	0.0590000000%
WI118	Portage County, Wisconsin	0.7290000000%
WI119	Price County, Wisconsin	0.1490000000%
WI121	Racine County, Wisconsin	3.2080000000%
WI123	Richland County, Wisconsin	0.2180000000%
WI125	Rock County, Wisconsin	2.9470000000%
WI126	Rusk County, Wisconsin	0.1590000000%
WI128	Sauk County, Wisconsin	1.2260000000%
WI129	Sawyer County, Wisconsin	0.2580000000%
WI130	Shawano County, Wisconsin	0.4180000000%
WI132	Sheboygan County, Wisconsin	1.4100000000%
WI134	South Milwaukee City, Wisconsin	0.0960000000%
WI135	St Croix County, Wisconsin	0.8290000000%
WI138	Sturtevant Village, Wisconsin	0.0180000000%
WI141	Superior City, Wisconsin	0.0890000000%
WI143	Taylor County, Wisconsin	0.1590000000%
WI145	Trempealeau County, Wisconsin	0.3200000000%
WI147	Union Grove Village, Wisconsin	0.0070000000%
WI148	Vernon County, Wisconsin	0.3220000000%
WI150	Vilas County, Wisconsin	0.4680000000%
WI151	Walworth County, Wisconsin	1.5730000000%
WI152	Washburn County, Wisconsin	0.1850000000%
WI153	Washington County, Wisconsin	1.9910000000%
WI156	Waukesha County, Wisconsin	6.0350000000%
WI158	Waupaca County, Wisconsin	0.6060000000%
WI161	Waushara County, Wisconsin	0.2310000000%
WI162	Wauwatosa City, Wisconsin	0.3090000000%
WI163	West Allis City, Wisconsin	0.3780000000%
WI168	Winnebago County, Wisconsin	2.1760000000%
WI170	Wood County, Wisconsin	0.8420000000%
WI171	Yorkville Town, Wisconsin	0.0020000000%

State ID	Qualifying Subdivision	Consolidated State Allocation
WY1	Albany County, Wyoming	1.6329876137%
WY2	Big Horn County, Wyoming	3.0324432485%
WY3	Campbell County, Wyoming	4.4393335213%
WY4	Carbon County, Wyoming	3.6968556043%
WY5	Casper City, Wyoming	7.3503611059%
WY6	Cheyenne City, Wyoming	1.2286265328%
WY7	Converse County, Wyoming	1.8962432493%
WY8	Crook County, Wyoming	0.5448669885%
WY9	Evanston City, Wyoming	1.9702405199%
WY10	Fremont County, Wyoming	6.7374838437%
WY11	Gillette City, Wyoming	1.7410635670%
WY12	Goshen County, Wyoming	1.6361202905%
WY13	Green River City, Wyoming	0.6122218672%
WY14	Hot Springs County, Wyoming	0.8557309329%
WY15	Jackson Town, Wyoming	0.5598544963%
WY16	Johnson County, Wyoming	0.9322427236%
WY17	Laramie City, Wyoming	3.4181078811%
WY18	Laramie County, Wyoming	15.5855269922%
WY19	Lincoln County, Wyoming	3.1228011914%
WY20	Natrona County, Wyoming	7.9000169472%
WY21	Niobrara County, Wyoming	0.1540280861%
WY22	Park County, Wyoming	5.7964268009%
WY23	Platte County, Wyoming	1.7507027157%
WY24	Riverton City, Wyoming	1.2744483314%
WY25	Rock Springs City, Wyoming	1.5261479738%
WY26	Sheridan City, Wyoming	0.3405187102%
WY27	Sheridan County, Wyoming	3.9149494912%
WY28	Sublette County, Wyoming	0.7136740477%
WY29	Sweetwater County, Wyoming	7.6391306020%
WY30	Teton County, Wyoming	1.3290900349%
WY31	Uinta County, Wyoming	4.3911508108%
WY32	Washakie County, Wyoming	1.5007597928%
WY33	Weston County, Wyoming	0.7758434851%

EXHIBIT H
[Intentionally Omitted]

EXHIBIT I
Subdivisions with a Population Greater than 10,000¹

(See Distributors' Exhibit I)

¹ Entities denoted with an asterisk (*) are Primary Subdivisions with a population greater than 30,000. All other entities listed have populations greater than 10,000 but less than 30,000.

EXHIBIT J-1
AbbVie Entities

List Of Subsidiaries

The following is a list of subsidiaries of AbbVie Inc. as of December 31, 2021. AbbVie is not a subsidiary of any other corporation.

Domestic Subsidiaries	Incorporation
AbbVie Aviation LLC	Illinois
AbbVie Biopharmaceuticals LLC	Delaware
AbbVie Bioresearch Center Inc.	Delaware
AbbVie Biotech Ventures Inc.	Delaware
AbbVie Biotherapeutics Inc.	Delaware
AbbVie Domestic Holdings Inc.	Delaware
AbbVie Endocrine Inc.	Delaware
AbbVie Endocrinology Inc. (d/b/a Pharmacy Solutions)	Delaware
AbbVie Finance Corporation	Delaware
AbbVie Finance LLC	Delaware
AbbVie Global Inc.	Delaware
AbbVie Global Holdings Inc.	Delaware
AbbVie Holdco Inc.	Delaware
AbbVie Holdings Inc.	Delaware
AbbVie International Inc.	Delaware
AbbVie Investments Inc.	Delaware
AbbVie Pharma Inc.	Delaware
AbbVie Pharmaceuticals LLC	Delaware
AbbVie Products LLC	Georgia

AbbVie Purchasing LLC	Delaware
AbbVie Resources Inc.	Delaware
AbbVie ResourcesInternational Inc.	Delaware
AbbVie Respiratory LLC	Delaware
AbbVie Sales Inc.	Delaware
AbbVie Services Inc.	Delaware
AbbVie Stemcentrx LLC	Delaware
AbbVie Subsidiary LLC	Delaware
AbbVie US Holdings LLC	Delaware
AbbVie US LLC	Delaware
AbbVie Ventures LLC	Delaware
Aeropharm Technology, LLC	Delaware
AGN International Inc.	Delaware
AGN Kythera, LP	Delaware
AGN Labs LLC	Delaware
AGN LLC	Delaware
AGN Sundry, LLC	Delaware
Allergan Akarna LLC	Delaware
Allergan Finance, LLC	Nevada
ALLERGAN FINCO 2 INC.	Delaware
ALLERGAN FINCO INC.	Delaware
Allergan GI Corp	Delaware

Allergan GP Holding LLC	Delaware
Allergan Holdco US, Inc.	Delaware
Allergan Holdings B1, Inc.	Delaware
Allergan Holdings, Inc.	Delaware
Allergan, Inc.	Delaware
Allergan Laboratories, LLC	Delaware
Allergan Lending 2 LLC	Delaware
Allergan Lending LLC	Delaware
Allergan Pharma Inc.	Delaware
Allergan Property Holdings, LLC	Delaware
Allergan Puerto Rico Holdings, Inc.	Delaware
Allergan Sales Puerto Rico, Inc.	California
Allergan Sales, LLC (d/b/a Allergan; d/b/a Bioscience Laboratories)	Delaware
Allergan Therapeutics LLC	Delaware
Allergan USA, Inc. (d/b/a Pacificom / Pacific Communications)	Delaware
Allergan W.C. Holding Inc.	Delaware
Anterios, Inc.	Delaware
Aptalis Pharma US, Inc.	Delaware
AqueSys, Inc.	Delaware
BioDisplay Technologies, Inc.	Illinois
Bonti, Inc.	Delaware

Cearna Aesthetics, Inc.	Delaware
Chase Pharmaceuticals Corporation	Delaware
Del Mar Indemnity Company LLC	Hawaii
Durata Holdings, Inc.	Delaware
Durata Therapeutics, Inc.	Delaware
Durata Therapeutics U.S. Limited	Delaware
Eden Biodesign, LLC	Delaware
Envy Medical, Inc.	Delaware
Exemplar Pharma, LLC	Delaware
Foresight Vision5, Inc.	Delaware
Fremont Holding L.L.C.	Delaware
Furiex Pharmaceuticals LLC	Delaware
IEP Pharmaceutical Devices, LLC	Delaware
Keller Medical, Inc.	Delaware
Knoll Pharmaceutical Company	New Jersey
KOS Pharmaceuticals, Inc.	Delaware
Life Properties Inc.	Delaware
LifeCell Corporation	Delaware
MAP Pharmaceuticals, LLC	Delaware
Mavupharma, Inc.	Delaware
MPEX Pharmaceuticals, Inc.	Delaware

Naurex Inc.	Delaware
Oculeve, Inc.	Delaware
Organics L.L.C.	Delaware
Pacific Pharma, Inc.	Delaware
Pharmacyclics LLC	Delaware
Pharmax Holding Limited	Delaware
Repros Therapeutics Inc.	Delaware
Rowell Laboratories, Inc.	Minnesota
RP Merger Sub, Inc.	Delaware
Sapphire Merger Sub, Inc.	Delaware
Silicone Engineering, Inc.	California
Soliton Inc.	Delaware
Suffolk Merger Sub, Inc.	Delaware
TeneoOne, Inc.	Delaware
Tobira Therapeutics, Inc.	Delaware
Topokine Therapeutics, Inc.	Delaware
Transderm, Inc.	Delaware
Unimed Pharmaceuticals, LLC	Delaware
Venice Subsidiary LLC	Delaware
Vicuron Pharmaceuticals LLC	Delaware
Vitae Pharmaceuticals, LLC	Delaware
Warner Chilcott Leasing Equipment Inc.	Delaware

Warner Chilcott Sales (US), LLC	Delaware
Zeltiq A LLC	Delaware
Zeltiq Aesthetics, Inc.	Delaware
Zeltiq International, LLC	Delaware

Foreign Subsidiaries	Incorporation
AbbVie S.A.	Argentina
Allergan ProductosFarmaceuticos S.A.	Argentina
Allergan Australia Pty Limited	Australia
Elastagen Pty Ltd	Australia
Kythera Biopharmaceuticals Australia Pty Ltd	Australia
AbbVie Pty Ltd	Australia
AbbVie GmbH	Austria
AbbVie Bahamas Ltd.	Bahamas
AbbVie SA	Belgium
Allergan N.V.	Belgium
Odyssea Pharma SPRL	Belgium
AbbVie Ltd	Bermuda
AbbVie Biotechnology Ltd	Bermuda
AbbVie Finance Limited	Bermuda
AbbVie GlobalEnterprises Ltd.	Bermuda
AbbVie Holdings Unlimited	Bermuda
Allergan Development Ventures I, LP	Bermuda
Allergan Holdings B Ltd.	Bermuda
Allergan Holdings B2, Ltd.	Bermuda
Kythera Holdings Ltd	Bermuda
Warner Chilcott Holdings Company II, Limited	Bermuda

Warner Chilcott Holdings Company III, Limited	Bermuda
Warner Chilcott Limited	Bermuda
AbbVie d.o.o.	Bosnia
AbbVie Farmacêutica Ltda.	Brazil
Allergan Productos Farmaceuticos Ltda.	Brazil
AbbVie EOOD	Bulgaria
Allergan Bulgaria EOOD	Bulgaria
AbbVie Corporation	Canada
AbbVie Holdings Corporation	Canada
Allergan Inc.	Canada
Aptalis Pharma Canada ULC	Canada (Alberta)
Allergan Holdings C, Ltd.	Cayman Islands
Allergan Overseas Holding	Cayman Islands
Pharmacyclics Cayman Ltd.	Cayman Islands
Stemcentrx Cayman Ltd.	Cayman Islands
AbbVie Productos Farmacéuticos Limitada	Chile
Allergan Laboratorios Limitada	Chile
AbbVie Pharmaceutical Trading (Shanghai) Co., Ltd.	China
Allergan (Chengdu) Medical Aesthetics Clinic Co., Ltd.	China
Allergan Information Consulting (Shanghai) Co., Ltd.	China
Allergan Medical Device (Shanghai) Co., Ltd.	China

AbbVie S.A.S.	Colombia
Allergan de Colombia S.A.	Colombia
Allergan Costa Rica S.R.L.	Costa Rica
AbbVie d.o.o.	Croatia
AbbVie Limited	Cyprus
AbbVie s.r.o.	Czech Republic
Allergan CZ, s.r.o.	Czech Republic
AbbVie A/S	Denmark
Allergan ApS	Denmark
AbbVie, S.R.L.	Dominican Republic
AbbVie L.L.C.	Egypt
AbbVie OÜ	Estonia
AbbVie Oy	Finland
Allergan Finland Oy	Finland
AbbVie SAS	France
Allergan France SAS	France
Allergan Holdings France SAS	France
Allergan Industrie SAS	France
Eurand France S.A.S.	France
Forest Holdings France S.A.S.	France
AbbVie Biotechnology GmbH	Germany
AbbVie Deutschland GmbH & Co. KG	Germany

AbbVie Komplementär GmbH	Germany
AbbVie Pharmaceuticals GmbH	Germany
AbbVie Real Estate Management GmbH	Germany
Allergan GmbH	Germany
AbbVie (Gibraltar) Holdings Limited	Gibraltar
AbbVie (Gibraltar) Limited	Gibraltar
AbbVie Pharmaceuticals Societe Anonyme	Greece
Allergan Hellas Pharmaceuticals S.A.	Greece
AbbVie, Societed Anonima	Guatemala
AbbVie Limited	Hong Kong
Allergan Hong Kong Limited	Hong Kong
AbbVie Gyogyszerkereskedelmi Korlatolt Felelossegu Tarsasag	Hungary
Allergan Hungary Kft.	Hungary
Allergan Healthcare India Private Limited	India
Allergan India Private Limited*	India
AbbVie International Holdings Unlimited Company	Ireland
AbbVie Ireland Holdings Unlimited Company	Ireland
AbbVie Ireland Unlimited Company	Ireland
AbbVie Limited	Ireland
AbbVie Manufacturing Management Unlimited Company	Ireland

Allergan Botox Unlimited Company (In voluntary liquidation)	Ireland
Allergan Equities Unlimited Company	Ireland
Allergan Furiex Ireland Limited (In voluntary liquidation)	Ireland
Allergan Holdings Unlimited Company	Ireland
Allergan Ireland Holdings Unlimited Company	Ireland
Allergan Ireland Limited	Ireland
Allergan Limited	Ireland
Allergan Pharma Limited	Ireland
Allergan Pharmaceuticals Holdings (Ireland) Unlimited Company (In voluntary liquidation)	Ireland
Allergan Pharmaceuticals International Limited	Ireland
Allergan Pharmaceuticals Ireland Unlimited Company	Ireland
Allergan Services International, Unlimited Company	Ireland
Allergan WC Ireland Holdings Limited	Ireland
Forest Laboratories Ireland Limited	Ireland
Fournier Laboratories Ireland Limited	Ireland
Pharmacyclics (Europe) Limited	Ireland
Tosara Exports Limited (In voluntary liquidation)	Ireland
Warner Chilcott Intermediate (Ireland) ULC	Ireland
Zeltiq Ireland International Holdings Unlimited Company	Ireland
Zeltiq Ireland Unlimited Company	Ireland
AbbVie Biopharmaceuticals Ltd.	Israel

Allergan Israel Ltd.	Israel
Marbelle Threads Ltd.	Israel
AbbVie S.r.l.	Italy
Allergan S.p.A.	Italy
Aptalis Pharma S.r.l.	Italy
AbbVie GK	Japan
Allergan International YK	Japan
Allergan Japan KK	Japan
Allergan K.K.	Japan
Allergan NK	Japan
AbbVie Ltd	Korea, South
Allergan Korea Ltd.	Korea, South
AbbVie SIA	Latvia
AbbVie UAB	Lithuania
Allergan Baltics, UAB	Lithuania
AbbVie Biotherapeutics S.à.r.l.	Luxembourg
AbbVie Holdings S.à r.l.	Luxembourg
AbbVie Global S.à r.l.	Luxembourg
Allergan AHI S.à r.l.	Luxembourg
Allergan Capital 2 S.à r.l.	Luxembourg
Allergan Capital S.à r.l.	Luxembourg
Allergan Europe S.à r.l.	Luxembourg

Allergan Finance S.à r.l.	Luxembourg
Allergan Funding SCS	Luxembourg
Allergan Global S.à r.l.	Luxembourg
Allergan Holdings S.à r.l.	Luxembourg
Allergan International Holding S.à r.l.	Luxembourg
Allergan Luxembourg International S.à r.l.	Luxembourg
Allergan WC 1 S.à r.l.	Luxembourg
Allergan WC 2 S.à r.l.	Luxembourg
AbbVie Sdn. Bhd.	Malaysia
Allergan Malaysia Sdn Bhd	Malaysia
Allergan Malta Holding Limited	Malta
Allergan Malta II Limited	Malta
Allergan Malta Limited	Malta
AbbVie Farmacéuticos, S.A. de C.V.	Mexico
Allergan Servicios Profesionales, S. de R.L. de C.V.	Mexico
Allergan, S.A. de C.V.	Mexico
AbbVie B.V.	Netherlands
AbbVie Central Finance B.V.	Netherlands
AbbVie Enterprises B.V.	Netherlands
AbbVie Finance B.V.	Netherlands
AbbVie Ireland NL B.V.	Netherlands

AbbVie Japan Holdings B.V.	Netherlands
AbbVie Logistics B.V.	Netherlands
AbbVie Nederland Holdings B.V.	Netherlands
AbbVie Pharmaceuticals B.V.	Netherlands
AbbVie Research B.V.	Netherlands
AbbVie Venezuela B.V.	Netherlands
AbbVie Venezuela Holdings B.V.	Netherlands
Allergan B.V.	Netherlands
Aptalis Holding B.V.	Netherlands
Aptalis Netherlands B.V.	Netherlands
Forest Finance B.V.	Netherlands
Warner Chilcott Nederland B.V.	Netherlands
AbbVie Limited	New Zealand
Allergan New Zealand Limited	New Zealand
AbbVie AS	Norway
Allergan AS	Norway
AbbVie, S. de R.L.	Panama
Allergan Healthcare Philippines, Inc.	Philippines
AbbVie Polska Sp. z o.o.	Poland
AbbVie Sp. z o.o.	Poland
Allergan Sp. z o.o.	Poland
AbbVie, L.da	Portugal

AbbVie Promoção, L.da	Portugal
AbbVie Corp	Puerto Rico
Knoll LLC	Puerto Rico
AbbVie S.R.L.	Romania
AbbVie Trading S.R.L.	Romania
Allergan S.R.L.	Romania
AbbVie Limited Liability Company	Russia
Allergan C.I.S. S.a.r.l.	Russia
Allergan Saudi Arabia LLC*	Saudi Arabia
Allergan d.o.o. Beograd	Serbia
AbbVie Operations Singapore Pte. Ltd.	Singapore
AbbVie Pte. Ltd.	Singapore
Allergan Singapore Pte. Ltd.	Singapore
AbbVie Holdings s.r.o.	Slovakia
AbbVie s.r.o.	Slovakia
Allergan SK s.r.o.	Slovakia
AbbVie Biofarmaceutskadruzba d.o.o.	Slovenia
AbbVie (Pty) Ltd.	South Africa
Allergan Pharmaceuticals (Proprietary) Limited	South Africa
AbbVie Spain, S.L.	Spain
Allergan S.A.	Spain

AbbVie AB	Sweden
Allergan Norden AB	Sweden
AbbVie AG	Switzerland
AbbVie Biopharmaceuticals GmbH	Switzerland
Allergan AG	Switzerland
Pharmacyclics Switzerland GmbH	Switzerland
VarioRaw Percutive S.à r.l.	Switzerland
Warner Chilcott Pharmaceuticals S à rl	Switzerland
Allergan Pharmaceuticals Taiwan Co. Ltd.	Taiwan
AbbVie Ltd.	Thailand
Allergan (Thailand) Limited	Thailand
AbbVie Sarl	Tunisia
AbbVie Tıbbi İlaçlar Sanayi ve Ticaret Limited Şirketi	Turkey
Allergan İlaçları Ticaret Anonim Şirketi	Turkey
Allergan Ukraine LLC	Ukraine
Allergan Middle East Limited	United Arab Emirates
AbbVie Australasia Holdings Limited	United Kingdom
AbbVie Biotherapeutics Limited	United Kingdom
AbbVie Investments Limited	United Kingdom
AbbVie Ltd	United Kingdom
AbbVie Trustee Company Limited	United Kingdom
AbbVie UK Holdco Limited	United Kingdom

Akarna Therapeutics, Limited	United Kingdom
Allergan Holdco UK Limited	United Kingdom
Allergan Holdings Limited	United Kingdom
Allergan Limited	United Kingdom
Lifecell EMEA Limited (In voluntary liquidation)	United Kingdom
Renable Pharma Ltd.	United Kingdom
Zeltiq Limited (In voluntary liquidation)	United Kingdom
AbbVie S.A.	Uruguay
AbbVie Pharmaceuticals SCA.	Venezuela

* Ownership of such subsidiary is less than 100% by AbbVie or an AbbVie subsidiary

EXHIBIT J-2
Allergan Entities

EX-21.1 10 agn-ex211_448.htm EX-21.1

Exhibit 21.1

Name	Jurisdiction of Incorporation
AGN International Inc.	US - Delaware
AGN Kythera, L.P.	US- Delaware
AGN Labs LLC	US - Delaware
AGN LLC	US - Delaware
AGN Sundry LLC	US - Delaware
Akarna Therapeutics, Limited	UK
Allergan WC 1 S.a r.l.	Luxembourg
Allergan (Chengdu) Medical Aesthetics Clinic Co., Ltd.	China
Allergan (Thailand) Limited	Thailand
Allergan AG	Switzerland
Allergan AHI S.à r.l. Management (DIFC Branch)	UAB
Allergan AHI S.á r.l.	Luxembourg
Allergan AHI S.á r.l., Luxembourg, Zweigniederlassung Zug Branch	Switzerland
Allergan Akarna LLC	US - Delaware
Allergan ApS	Denmark
Allergan AS	Norway
Allergan Australia Pty Limited	Australia
Allergan B.V.	Netherlands, The
Allergan Baltics, UAB	Lithuania
Allergan Baltics, UAB Eesti filiaal	Estonia Branch
Allergan Baltics, UAB Latvijas filijas	Latvia
Allergan Biologics Ltd.	UK
Allergan Botox Unlimited Company	Ireland
Allergan Bulgaria EOOD	Bulgaria
Allergan C.I.S. SARL	Russian Federation
Allergan Capital S.à r.l.	Luxembourg
Allergan Capital 2 S.à r.l.	Luxembourg
Allergan Capital 2 Sarl, Luxembourg, Zweigniederlassung, Zug	Switzerland
Allergan Capital S.à r.l., Luxembourg, Zweigniederlassung Zug Branch	Switzerland
Allergan Cayman Islands Irish Branch	Ireland
Allergan Costa Rica S.R.L	Costa Rica
Allergan CZ, s.r.o.	Czech Republic
Allergan d.o.o. Beograd	Serbia
Allergan de Colombia S.A.	Colombia
Allergan de Venezuela, C.A.	Venezuela
Allergan Development Ventures I Ireland Unlimited Company	Ireland
Allergan Development Ventures I LP	Bermuda
Allergan Development Ventures I UK	UK
Allergan Equities Unlimited Company	Ireland
Allergan Europe S.à r.l.	Luxembourg
Allergan Finance S.à r.l.	Luxembourg
Allergan Finance, LLC	US - Nevada
Allergan Finco 2 Inc.	US - Delaware
Allergan Finco Inc.	US - Delaware

Exhibit 21.1

Allergan Finland Oy	Finland
Allergan France SAS	France
Allergan Funding SCS	Luxembourg
Allergan Furiex Ireland Limited	Ireland
Allergan GI Corp.	US - Delaware
Allergan Global S.à r.l.	Luxembourg
Allergan GmbH	Germany
Allergan GP Holding LLC	US- Delaware
Allergan Healthcare India Private Limited	India
Allergan Healthcare Philippines, Inc.	Philippines
Allergan Hellas Pharmaceuticals S.A.	Greece
Allergan Holdco UK Limited	UK
Allergan Holdco US, Inc.	US - Delaware
Allergan Holdings B Ltd.	Bermuda
Allergan Holdings B1, Inc.	US - Delaware
Allergan Holdings B2 Limited	Bermuda
Allergan Holdings C Ltd	Cayman Island
Allergan Holdings France SAS	France
Allergan Holdings Limited	UK
Allergan Holdings S. à r.l.	Luxembourg
Allergan Holdings Unlimited Company	Ireland
Allergan Holdings, Inc.	US - Delaware
Allergan Hong Kong Limited	Hong Kong
Allergan Hungary Kft.	Hungary
Allergan Ilaclari Ticaret A.S.	Turkey
Allergan Inc.	Canada
Allergan India Private Limited	India
Allergan Industrie SAS	France
Allergan Information Consulting (Shanghai) Co., Ltd.	China
Allergan International Holding S.à r.l.	Luxembourg
Allergan International YK	Japan
Allergan Ireland Finance Limited	Ireland
Allergan Ireland Holdings Unlimited Company	Ireland
Allergan Ireland Limited	Ireland
Allergan Israel Limited	Israel
Allergan Japan KK	Japan
Allergan KK	Japan
Allergan Korea Ltd	Korea
Allergan Laboratories, LLC	US - Delaware
Allergan Laboratorios Limitada	Chile
Allergan Lending 2 LLC	US - Delaware
Allergan Lending LLC	US - Delaware
Allergan Limited	UK
Allergan Luxembourg International S.à r.l.	Luxembourg
Allergan Malaysia Sdn. Bhd.	Malaysia

Exhibit 21.1

Allergan Malta Holding Limited	Malta
Allergan Malta II Limited	Malta
Allergan Malta Limited	Malta
Allergan Medical Device (Shanghai) Co., Ltd.	China
Allergan Middle East Limited	United Arab Emirates
Allergan N.V.	Belgium
Allergan New Zealand Ltd.	New Zealand
Allergan NK	Japan
Allergan Norden AB	Sweden
Allergan Norden AB Finnish branch	Finland
Allergan Overseas Holding	Cayman Island
Allergan Pharma Inc.	US - Delaware
Allergan Pharma Limited	Ireland
Allergan Pharmaceuticals (Proprietary) Ltd.	South Africa
Allergan Pharmaceuticals Holdings (Ireland) Unlimited Company	Ireland
Allergan Pharmaceuticals International Limited	Ireland
Allergan Pharmaceuticals International Limited Jordan Office	Jordan
Allergan Pharmaceuticals International Limited Lebanon Office	Lebanon
Allergan Pharmaceuticals Ireland	Ireland
Allergan Pharmaceuticals Taiwan Co. Ltd.	Taiwan
Allergan Productos Farmaceuticos S.A.	Argentina
Allergan Produtos Farmaceuticos Ltda.	Brazil
Allergan Property Holdings, LLC	US - Delaware
Allergan Puerto Rico Holdings, Inc.	US - Delaware
Allergan S.A.	Spain
Allergan S.p.A.	Italy
Allergan Sales Puerto Rico, Inc.	US - California
Allergan Sales, LLC (d/b/a Allergan; d/b/a Bioscience Laboratories)	US - Delaware
Allergan Saudi Arabia LLC	Saudi Arabia
Allergan Scientific Office	Egypt
Allergan Services International Unlimited Company	Ireland
Allergan Servicios Profesionales, S. de R.L. de C.V.	Mexico
Allergan Singapore Pte. Ltd.	Singapore
Allergan Singapore Pte. Ltd. Indonesia Rep Office	Indonesia
Allergan Singapore Pte. Ltd. Vietnam Rep Office	Vietnam
Allergan SK s.r.o.	Slovak Republic
Allergan Sp. z.o.o.	Poland
Allergan S.R.L.	Romania
Allergan Therapeutics LLC	US - Delaware
Allergan UK LLP	UK
Allergan Ukraine, LLC	Ukraine
Allergan USA, Inc. (d/b/a Pacificom / Pacific Communications)	US - Delaware
Allergan W.C. Holding Inc.	US - Delaware
Allergan WC 2 S.a r.l.	Luxembourg
Allergan WC Ireland Holdings Ltd.	Ireland

Exhibit 21.1

Allergan, Inc.	US - Delaware
Allergan, S.A. de C.V.	Mexico
Anterios, Inc.	US - Delaware
Aptalis Holding B.V.	Netherlands, The
Aptalis Netherlands B.V.	Netherlands, The
Aptalis Pharma Canada ULC	Canada
Aptalis Pharma S.r.l.	Italy
Aptalis Pharma UK Limited	UK
Aptalis Pharma US, Inc.	US - Delaware
AqueSys, Inc.	US - Delaware
Bonti, Inc.	US - Delaware
Cearna Aesthetics, Inc	US - Delaware
Chase Pharmaceuticals Corporation	US - Delaware
Collagen Luxembourg SA	Luxembourg
Del Mar Indemnity Company, LLC	US - Hawaii
Durata Holdings, Inc.	US - Delaware
Durata Therapeutics U.S. Limited	US - Delaware
Durata Therapeutics, Inc.	US - Delaware
Eden Biodesign, LLC	US - Delaware
Elastagen Pty Limited	Australia
Envy Medical, Inc.	US - Delaware
Eurand France S.A.S.	France
Exemplar Pharma LLC	US - Delaware
Forest Finance B.V.	Netherlands, The
Forest Holdings France S. A.S.	France
Forest Laboratories Holdings Limited	Ireland
Forest Laboratories Ireland Ltd	Ireland
ForSight VISION5, Inc.	US - Delaware
Furiex Pharmaceuticals, LLC	US - Delaware
Keller Medical, Inc.	US - Delaware
Kythera Biopharmaceuticals Australia Pty Ltd.	Australia
Kythera Holdings Ltd.	Bermuda
LifeCell Corporation	US - Delaware
LifeCell EMEA Limited	UK
LifeCell EMEA Limited Austria branch	Austria
LifeCell EMEA Limited Italy branch	Italy
LifeCell EMEA Limited Sucursal en España	Spain
LifeCell EMEA Limited, Zweigniederlassung Zürich	Switzerland
LifeCell Medical Resources Limited in voluntary liquidation	Ireland
MAP Pharmaceuticals LLC	US - Delaware
McGhan Ireland Holdings Ltd.	Ireland
McGahn Limited	Ireland
MPEX Pharmaceuticals, Inc.	US - Delaware
Naurex Inc.	US - Delaware
Northwood Medical Innovation, Ltd.	UK

Exhibit 21.1

Oculeve, Inc.	US - Delaware
Odyssey Pharma SPRL	Belgium
Pacific Pharma, Inc.	US - Delaware
Pharm-Allergan GmbH Austria branch	Austria
Pharmax Holding Limited	US - Delaware
Renable Pharma Limited	UK
Repros Therapeutics Inc.,.	US - Delaware
RP Merger Sub, Inc.	US - Delaware
Seabreeze Silicone Unlimited Company	Ireland
Silicone Engineering Inc.	US - California
Tobira Therapeutics, Inc.	US - Delaware
Topokine Therapeutics, Inc.	US - Delaware
Tosara Exports Limited	Ireland
Transderm, Inc.	US - Utah
Varioraw Percutive Sàrl	Switzerland
Vicuron Pharmaceuticals LLC	US - Delaware
Viokace LLC	US - Delaware
Vitae Pharmaceuticals LLC	US - Delaware
Warner Chilcott Holdings Company II, Limited	Bermuda
Warner Chilcott Holdings Company III, Limited	Bermuda
Warner Chilcott Intermediate (Ireland) Limited	Ireland
Warner Chilcott Leasing Equipment Inc.	US - Delaware
Warner Chilcott Limited	Bermuda
Warner Chilcott Nederland B.V.	Netherlands, The
Warner Chilcott Pharmaceuticals S. àr.l.	Switzerland
Warner Chilcott Sales (US), LLC	US - Delaware
ZELTIQ A, LLC	US - Delaware
ZELTIQ Aesthetics, Inc.	US - Delaware
ZELTIQ International, LLC	US - Delaware
ZELTIQ International, LLC - Singapore Branch	Singapore
ZELTIQ Ireland International Holdings UC	Ireland
ZELTIQ Ireland Unlimited Company	Ireland
ZELTIQ Limited	United Kingdom
Zeltiq Limited Spanish branch	Spain
Zenpep LLC	US - Delaware

EXHIBIT J-3
Divested Entities

Schedule 4.6(c) - Transferred Group

Ownership interest of Seller Parent and its Subsidiaries is 100% unless otherwise indicated.

<i>Company Name</i>	<i>Jurisdiction of Incorporation</i>
1. Warner Chilcott Company, LLC	Puerto Rico
2. Warner Chilcott (Ireland) Limited	Ireland
3. Warner Chilcott Finance LLC.	Delaware
4. Warner Chilcott Australia Pty. Ltd.	Australia
5. Warner Chilcott Pharmaceuticals B.V.B.A.	Belgium
6. Warner Chilcott France SAS	France
7. Warner Chilcott Italy S.r.l.	Italy
8. Actavis Pharma Iberia S.L. (f/k/a Warner Chilcott Iberia S.L.)	Spain
9. Robin Hood Holdings Ltd.	Malta
10. Paomar plc	Cyprus
11. Actavis Pharma Pty Ltd.	Australia
12. Makoff R&D Laboratories, Inc.	California
13. R&D Pharmaceutical, Inc.	California
14. R&D Ferriecit Capital Resources, Inc.	California
15. R&D Research & Development Corp.	California
16. R&D New Media Services, Inc.	California
17. Royce Laboratories, Inc.	Florida
18. Royce Research Group, Inc.	Florida
19. Royce Research & Development Limited Partnership I	Florida
20. The Rugby Group, Inc.	New York

LA_LAN01:289784.8A
OC\2075745.21

	<i>Company Name</i>	<i>Jurisdiction of Incorporation</i>
21.	Watson Laboratories, Inc. Ohio	New York
22.	Rugby Laboratories, Inc.	New York
23.	Changzhou Siyao Pharmaceuticals Co., Ltd. (25%)	China
24.	Watson Pharmaceuticals (Asia) Ltd.	BVI
25.	WP Holdings, Ltd.	BVI
26.	Watson Pharmaceuticals, China Ltd	BVI
27.	Med All Enterprise Consulting (Shanghai) Co. Ltd.	China
28.	Nicobrand Limited	Northern Ireland
29.	Watson Pharmaceuticals International Ltd.	BVI
30.	Watson Diagnostics, Inc.	Delaware
31.	Actavis Laboratories NY, Inc.	New York
32.	Circa Pharmaceuticals West, Inc.	California
33.	Circa Sub	New York
34.	Andrx LLC	Delaware
35.	Andrx South Carolina I, Inc.	South Carolina
36.	Andrx Pharmaceuticals (Mass), Inc.	Florida
37.	Andrx Pharmaceuticals Equipment #1, LLC	Florida
38.	Andrx Pharmaceuticals (NC) Inc.	Florida
39.	Andrx Pharmaceuticals, (NC) Equipment LLC	Delaware
40.	SR Six, Inc.	Florida
41.	RxAPS, Inc.	Florida
42.	Andrx Pharmaceuticals Sales and Marketing, Inc.	Florida
43.	Actavis Laboratories FL, Inc.	Florida

	<i>Company Name</i>	<i>Jurisdiction of Incorporation</i>
44.	Watson Management Corporation	Florida
45.	Watson Therapeutics, Inc.	Florida
46.	Andrx Pharmaceuticals, LLC	Delaware
47.	Andrx Labs LLC	Delaware
48.	Andrx Laboratories (NJ) Inc.	Delaware
49.	Watson Cobalt Holdings, LLC	Delaware
50.	Watson Manufacturing Services, Inc.	Delaware
51.	Natrapac, Inc.	Utah
52.	Coventry Acquisition, LLC	Delaware
53.	Cobalt Laboratories, LLC	Delaware
54.	Watson Pharma Private Ltd.	India
55.	Watson Laboratories, LLC	Delaware
56.	Actavis Puerto Rico Holdings Inc.	Delaware
57.	Actavis US Holding LLC	Delaware
58.	Actavis LLC	Delaware
59.	Actavis South Atlantic LLC	Delaware
60.	Actavis Elizabeth LLC	Delaware
61.	Actavis Kadian LLC	Delaware
62.	Actavis Mid Atlantic LLC	Delaware
63.	Actavis Totowa LLC	Delaware
64.	Actavis Pharmaceuticals NJ, Inc.	Delaware
65.	Watson Laboratories, Inc.	Connecticut
66.	Watson Laboratories, Inc. – Arizona	Delaware

	<i>Company Name</i>	<i>Jurisdiction of Incorporation</i>
67.	Schein Bayer Pharmaceutical Services, Inc.	Delaware
68.	Schein Pharmaceutical International, Inc.	Delaware
69.	Schein Pharmaceutical Ltd	Bermuda
70.	Marsam Pharma, LLC	Delaware
71.	MSI, Inc.	Delaware
72.	Actavis Holding 2 Sàrl	Luxembourg
73.	Actavis Services (Asia) Ltd.	Malta
74.	Arrow Laboratories, Ltd.	Malta
75.	Arrow Supplies, Ltd.*	Malta
76.	Marrow Pharmaceuticals Research & Development Co Ltd. (50%)	China
77.	Actavis S.à.r.l.	Luxembourg
78.	“Specifar”	Greece
79.	Alet	Greece
80.	Ascent Pharmahealth Pty Ltd	Australia
81.	Actavis Australia Pty Ltd	Australia
82.	Ascent Australia Pty Ltd	Australia
83.	Actavis Pty Ltd	Australia
84.	Ascent Pharma Pty Ltd.	Australia
85.	Ascent Pharmahealth Asia Pte Ltd	Singapore
86.	Drug Houses of Australia Pte Ltd.	Singapore
87.	Ascent Pharmahealth Hong Kong Ltd.	Hong Kong
88.	Actavis Sdn. Bhd.	Malaysia
89.	Arrow Group ApS	Denmark

	<i>Company Name</i>	<i>Jurisdiction of Incorporation</i>
90.	Arrow ApS	Denmark
91.	Makewhey Products Pty. Ltd.**	South Africa
92.	Actavis Holdings South Africa (Pty) Ltd.	South Africa
93.	Actavis Pharma (Pty) Ltd.	South Africa
94.	Actavis (Pty) Ltd.	South Africa
95.	Scriptpharm Marketing (Pty) Ltd	South Africa
96.	Referral-Net (Pty) Ltd.*	South Africa
97.	Spear Pharmaceuticals (Pty) Ltd	South Africa
98.	Pharmascript Pharmaceuticals Ltd. (64.8%)	South Africa
99.	Arrow Pharma Tender (Pty) Ltd.** (65%)	South Africa
100.	Zelphy 1308 (Pty) Ltd.	South Africa
101.	Arrowblue Produtos Farmaceuticos SA	Portugal
102.	Bowmed Ltd	UK
103.	Selamine Ltd.	Ireland
104.	Seeker Investments Ltd.	BVI
105.	SC Pharma (Pty) Ltd. (25%)	Australia
106.	Willow Pharmaceuticals Pty Ltd.	Australia
107.	Medis Pharma Pty Ltd	Australia
108.	Eremad Pty Ltd.	Australia
109.	Arrow Läkemedel AB	Sweden
110.	Arrow Generics Ltd.	UK
111.	Arrow No 7 Ltd	UK
112.	Breath Ltd	UK

<i>Company Name</i>	<i>Jurisdiction of Incorporation</i>
113. Soosysoo Ltd. (50%)**	BVI
114. Actavis New Zealand Limited	New Zealand
115. Watson Laboratories, S. de R.L. de C.V	Mexico
116. Actavis Pharma Company	Canada
117. Abri Pharmceuticals Company	Canada
118. Actavis Pharma Holding 4 ehf. (APH4)	Iceland
119. Actavis Pharma Holding 5 ehf. (APH5)	Iceland
120. Actavis Group ehf.	Iceland
121. Actavis Group PTC ehf.	Iceland
122. Actavis Dutch Holding BV	Netherlands
123. LLC Actavis	Russia
124. Actavis Ilaclari AS #	Turkey
125. Actavis ehf.	Iceland
126. Medis ehf.	Iceland
127. Medis Pharma France SAS	France
128. Medis-Danmark A/S.*	Denmark
129. Actavis Ireland Ltd.	Ireland
130. Actavis Italy S.p.A.	Italy
131. Actavis Isle of Man Ltd.	Isle of Man
132. Actavis Nordic A/S	Denmark
133. Actavis Oy	Finland
134. UAB Actavis Baltics	Lithuania
135. Actavis Holding AB	Sweden

LA_LAN01:289784.8A
OC\2075745.21

<i>Company Name</i>	<i>Jurisdiction of Incorporation</i>
136. Actavis AB	Sweden
137. Actavis Holding Germany GmbH	Germany
138. Medis Pharma GmbH	Germany
139. Actavis A/S	Denmark
140. Actavis Norway AS	Norway
141. Actavis, S. de. R.L. de C.V.	Mexico
142. Actavis Pharma S. de R.L. de C.V.	Mexico
143. Actavis Hungary Kft.	Hungary
144. Arrow Pharm (Malta) Ltd.	Malta
145. Medis Pharma BV	Netherlands
146. PharmaPack International B.V.	Netherlands
147. Actavis Polska Sp. z.o.o.	Poland
148. Actavis International Ltd.	Malta
149. Actavis Malta Ltd.	Malta
150. Actavis Export International Ltd.	Malta
151. Actavis Ltd. (Note: 1 share owned by Dr. Vella)	Malta
152. Actavis GmbH	Austria
153. Actavis Holdings UK Ltd.	UK
154. Actavis Holdings UK II Ltd.	UK
155. Actavis UK Ltd.	UK
156. Warner Chilcott Acquisition Limited	UK
157. Chilcott UK Limited	Northern Ireland
158. Warner Chilcott Research Laboratories Ltd.	Northern Ireland

<i>Company Name</i>	<i>Jurisdiction of Incorporation</i>
159. Warner Chilcott UK Limited	Northern Ireland
160. Warner Chilcott Pharmaceuticals UK Limited	UK
161. Millbrook (NI) Limited	Northern Ireland
162. Auden Mckenzie Holdings Ltd.	UK
163. Auden Mckenzie (Pharma Division) Ltd.	UK
164. NRIM Ltd.	UK
165. Lime Pharma Ltd.	UK
166. D3 Pharma Ltd. (38%)	UK
167. Actavis d.o.o. Belgrade	Serbia
168. Lotus Laboratories Private Ltd.	India
169. Actavis Ukraine LLC	Ukraine
170. Zdravlje AD	Serbia
171. Actavis Switzerland AG	Switzerland
172. Oncopharma AG	Switzerland
173. Sindan Pharma SRL	Romania
174. Actavis SRL	Romania
175. Actavis CZ a.s.	Czech Republic
176. Actavis S.r.o.	Slovak Republic
177. Biovena Pharma Sp. z.o.o.	Poland
178. Actavis (Cyprus) Ltd.	Cyprus
179. Actavis Operations EOOD	Bulgaria
180. Balkanpharma Troyan AD (98.32%)	Bulgaria
181. Balkanpharma Dupnitsa AD (98.05%)	Bulgaria

<i>Company Name</i>	<i>Jurisdiction of Incorporation</i>
182. Balkanpharma Security EOOD	Bulgaria
183. Balkanpharma Healthcare International (Cyprus) Ltd.*	Cyprus
184. Actavis EAD	Bulgaria
185. Actavis Istanbul Ilac Sanayive Ticaret Ltd. Sirketi	Turkey
186. Actavis (MEEA) FZE	UAE
187. Actavis Farmacêutica Limitada	Brazil
188. Actavis Holding Asia BV	Netherlands
189. Actavis Hong Kong Limited	Hong Kong
190. China Medicinal & Chemical Industrial Development Group Ltd. (10% interest)	Hong Kong
191. Actavis Pharma Development Centre Private Ltd.	India
192. Actavis Pharma Private Ltd.	India
193. PT Actavis Indonesia	Indonesia
194. Actavis KK	Japan
195. Actavis (Asia Pacific) Pte. Ltd.	Singapore
196. Silom Medical Co., Ltd	Thailand
197. Silom Medical International Co., Ltd.	Thailand
198. Forest Laboratories UK Ltd.	UK
199. Pharmax Ltd.	UK
200. Forest Pharma BV	Netherlands
201. Forest Laboratories Osterreich GmbH	Austria
202. Forest Laboratories France S.A.S.	France
203. Forest Laboratories Deutschland GmbH	Germany

	<i>Company Name</i>	<i>Jurisdiction of Incorporation</i>
204.	Forest Laboratories Italy S.r.L.	Italy
205.	Forest Laboratories Spain, SL	Spain
206.	Axcán France (Invest) SAS	France
207.	Aptalis Pharma SAS	France
208.	Forest Tosara Ltd.	Ireland
209.	Actavis Laboratories UT, Inc.	Delaware
210.	Watson Laboratories, Inc.	Nevada
211.	Actavis Pharma, Inc.	Delaware
212.	Arrow International Ltd.	Malta
213.	Allergan UK Group Ltd.	UK
214.	Actavis Finance ehf.	Iceland
215.	Actavis Holdco US, Inc.	Delaware

* In Liquidation ** De-Registered

EXHIBIT K
Subdivision and Special District Settlement Participation Form

Governmental Entity:	State:
Authorized Official:	
Address 1:	
Address 2:	
City, State, Zip:	
Phone:	
Email:	

The governmental entity identified above (“*Governmental Entity*”), in order to obtain and in consideration for the benefits provided to the Governmental Entity pursuant to the Agreement dated November 22, 2022 (“*Allergan Settlement*”), and acting through the undersigned authorized official, hereby elects to participate in the Allergan Settlement, release all Released Claims against all Released Entities, and agrees as follows.

1. The Governmental Entity is aware of and has reviewed the Allergan Settlement, understands that all terms in this Election and Release have the meanings defined therein, and agrees that by this Election, the Governmental Entity elects to participate in the Allergan Settlement as provided therein.
2. Following the execution of this Settlement Participation Form, the Governmental Entity shall comply with Section III.B of the Allergan Settlement regarding Cessation of Litigation Activities.
3. The Governmental Entity shall, within fourteen (14) days of the Reference Date and prior to the filing of the Consent Judgment, file a request to dismiss with prejudice any Released Claims that it has filed. With respect to any Released Claims pending in *In re National Prescription Opiate Litigation*, MDL No. 2804, the Governmental Entity authorizes the MDL Plaintiffs’ Executive Committee to execute and file on behalf of the Governmental Entity a Stipulation of Dismissal With Prejudice substantially in the form found at [link to national settlement website page to be provided].
4. The Governmental Entity agrees to the terms of the Allergan Settlement pertaining to Subdivisions and Special Districts as defined therein.
5. By agreeing to the terms of the Allergan Settlement and becoming a Releasor, the Governmental Entity is entitled to the benefits provided therein, including, if applicable, monetary payments beginning after the Effective Date.
6. The Governmental Entity agrees to use any monies it receives through the Allergan Settlement solely for the purposes provided therein.

7. The Governmental Entity submits to the jurisdiction of the court in the Governmental Entity's state where the Consent Judgment is filed for purposes limited to that court's role as provided in, and for resolving disputes to the extent provided in, the Allergan Settlement.
8. The Governmental Entity has the right to enforce the Allergan Settlement as provided therein.
9. The Governmental Entity, as a Participating Subdivision or Participating Special District, hereby becomes a Releasor for all purposes in the Allergan Settlement, including, but not limited to, all provisions of **Section V (Release)**, and along with all departments, agencies, divisions, boards, commissions, Subdivisions, districts, instrumentalities of any kind and attorneys, and any person in their official capacity whether elected or appointed to serve any of the foregoing and any agency, person, or other entity claiming by or through any of the foregoing, and any other entity identified in the definition of Releasor, provides for a release to the fullest extent of its authority. As a Releasor, the Governmental Entity hereby absolutely, unconditionally, and irrevocably covenants not to bring, file, or claim, or to cause, assist in bringing, or permit to be brought, filed, or claimed, or to otherwise seek to establish liability for any Released Claims against any Released Entity in any forum whatsoever. The releases provided for in the Allergan Settlement are intended to be broad and shall be interpreted so as to give the Released Entities the broadest possible bar against any liability relating in any way to Released Claims and extend to the full extent of the power of the Governmental Entity to release claims. The Allergan Settlement shall be a complete bar to any Released Claim.
10. The Governmental Entity hereby takes on all rights and obligations of a Participating Subdivision or Participating Special District as set forth in the Allergan Settlement.
11. In connection with the releases provided for in the Allergan Settlement, each Governmental Entity expressly waives, releases, and forever discharges any and all provisions, rights, and benefits conferred by any law of any state or territory of the United States or other jurisdiction, or principle of common law, which is similar, comparable, or equivalent to § 1542 of the California Civil Code, which reads:

General Release; extent. A general release does not extend to claims that the creditor or releasing party does not know or suspect to exist in his or her favor at the time of executing the release that, if known by him or her, would have materially affected his or her settlement with the debtor or released party.

A Releasor may hereafter discover facts other than or different from those which it knows, believes, or assumes to be true with respect to the Released Claims, but each Governmental Entity hereby expressly waives and fully, finally, and forever settles, releases and discharges, upon the Effective Date, any and all Released Claims that may exist as of such date but which Releasors do not know or suspect to exist, whether through ignorance, oversight, error, negligence or through no fault whatsoever, and which, if known, would

materially affect the Governmental Entities' decision to participate in the Allergan Settlement.

12. Nothing herein is intended to modify in any way the terms of the Allergan Settlement, to which the Governmental Entity hereby agrees. To the extent this Settlement Participation Form is interpreted differently from the Allergan Settlement in any respect, the Allergan Settlement controls.

I have all necessary power and authorization to execute this Settlement Participation Form on behalf of the Governmental Entity.

Signature: _____

Name: _____

Title: _____

Date: _____

EXHIBIT L

Settlement Fund Administrator Terms

I. Definitions

- A. This Settlement Fund Administrator Terms incorporates all defined terms in the Allergan Settlement Agreement, unless otherwise defined herein, and shall be interpreted in a manner consistent with the Allergan Settlement Agreement.
- B. *Directed Trustee*. The banking institution where the Settlement Fund is established and which distributes the funds according to the instructions of the Directing Administrator.
- C. *Directing Administrator*. The institution or individual that fulfills the remaining obligations of the Settlement Fund Administrator, other than those performed by the Directed Trustee.
- D. *Settlement Fund Administrator*. The Directed Trustee together with the Directing Administrator (collectively referred to as the “Settlement Fund Administrators”).

II. Establishment of the Settlement Fund Administrator

- A. *Selection of the Settlement Fund Administrators*.
 - i. The duties of the Settlement Fund Administrator under the Allergan Settlement Agreement will be divided between Directed Trustee and Directing Administrator. These may be the same or different entities.
 - ii. The Directed Trustee and Directing Administrator will each be selected by agreement between Allergan and the Enforcement Committee.
 - iii. Within sixty (60) calendar days of the selection of the Settlement Fund Administrators, unless such time is extended by written agreement of Allergan and the Enforcement Committee, contracts shall be negotiated and finalized with the Directed Trustee and Directing Administrator.
 - iv. The terms of the Directed Trustee and Directing Administrator shall be for the duration of the Allergan Settlement Agreement or as otherwise specified in the contract executed with such entity, unless the Directed Trustee or the Directing Administrator is removed pursuant to Section II.C below.
 - v. To promote efficiencies, the Settlement Fund Administrators may place the Settlement Fund into a trust that also holds funds from the similar opioid settlements with Teva, CVS, Walgreens, and Walmart. The Settlement Fund Administrators shall create subaccounts (or a similar structure) within the trust to separate funds paid by Allergan from funds paid by other Defendants. The Settlement Fund Administrators may also create additional subaccounts to separate funds paid by Allergan. Interest earned by the trust shall be accounted by subaccount.

B. Governance of the Settlement Fund Administrators.

- i. The Settlement Fund Administrators will act as independent and neutral third parties to determine the Annual Payment; administer and disburse funds from the Abatement Accounts Fund, State Fund, Subdivision Fund, and Additional Restitution Amount; and perform other duties as described below and in the Allergan Settlement Agreement.
- ii. All parties to the Allergan Settlement Agreement are entitled to rely upon information received from the Settlement Fund Administrators, whether in oral, written, or other form. No Party to the Allergan Settlement Agreement shall have any liability (whether direct or indirect, in contract or tort or otherwise) to any party for or in connection with any action taken or not taken by the Settlement Fund Administrators. In addition, no Party to the Allergan Settlement Agreement shall have any liability (whether direct or indirect, in contract or tort or otherwise) to any party for or in connection with any action taken or not taken by Allergan based on incorrect, inaccurate, incomplete or otherwise erroneous information or data provided by the Settlement Fund Administrators. For the avoidance of doubt, nothing in this paragraph alters Sections I to XVI of the Allergan Settlement Agreement or any of the exhibits therein.

C. Removal of the Settlement Fund Administrators.

- i. The Directed Trustee or Directing Administrator may be removed upon agreement between Allergan and the Enforcement Committee. The contracts with each entity shall describe the process for removing that entity.
- ii. Disputes regarding the performance and/or removal of the Settlement Fund Administrators will be resolved by the National Arbitration Panel in accordance with Section XIV.G of the Allergan Settlement Agreement.

D. Funding of the Settlement Fund Administrators.

- i. The costs and fees associated with or arising out of the duties of the Settlement Fund Administrators shall be paid first from the interest accrued in the Teva and Allergan subaccounts holding the Settlement Fund.
- ii. To promote efficiencies, Teva and Allergan have chosen to use one of more of the same Settlement Fund Administrators as CVS, Walgreens, and Walmart for purposes of their similar opioid settlements. Each Settlement Fund Administrator shall treat its costs and fees relevant to the opioid settlement of Teva, Allergan, CVS, Walgreens, and Walmart as joint costs and fees shared among each defendant retaining it (“Joint Costs and Fees”), except for costs and fees performed out of the scope of the contract covering the joint engagement. For the years that Settlement Fund Administrators are used for the Allergan Settlement Agreement, the following percentages of the Joint Costs and Fees will be attributed to the Teva and Allergan Settlement Agreements:

Payment Years 1-6:	40%
Payment Year 7:	50%

- iii. In the event that the costs and fees of the Settlement Fund Administrators allocated to the Teva and Allergan settlements exceeds the accrued interest available in the Teva and Allergan subaccounts, one-third of the additional amount shall be paid by Teva, one-third shall be paid by Allergan and one-third shall be paid from the Settlement Fund pursuant to Section VI.D of the Allergan Settlement Agreement until the disbursement of Allergan's final payment. After the disbursement of Allergan's final payment, Teva shall pay one-half of the amount not covered by the accrued interest and one-half shall be paid out of the Settlement Fund. Allergan will pay its amount to the Settlement Fund Administrators within 30 days of being notified by the Settlement Fund Administrators that the accrued interest is insufficient to pay the fees owed.
- iv. Allergan shall not be responsible for any portion of any other Defendants' allocated share of the Joint Costs and Fees. For the years that Allergan is not utilizing the Settlement Fund Administrators, it will not be responsible for any costs.
- v. Representatives of the Enforcement Committee and Allergan shall negotiate a budget with the Settlement Fund Administrators, which shall be dependent on the scope of services, the number and timing of distributions from the Settlement Fund, and the reporting requirements. Representatives of the Enforcement Committee and Allergan have the right to review the costs and fees of the Settlement Fund Administrators prior to payment and upon request. The deadlines and grounds for reviewing and objecting to such costs and fees will be established in the contracts executed with each of the Directed Trustee and Directing Administrator. Disputes regarding the payment of such costs and fees will be resolved by the National Arbitration Panel in accordance with Section XIV.G of the Allergan Settlement Agreement.

III. Participation in the Allergan Settlement Agreement

A. Repository for Settlement Participation Forms.

- i. The Directing Administrator is responsible for receiving and preserving the Settlement Participation Forms pursuant to Sections IX.B, IX.C, IX.J, and IX.K of the Allergan Settlement Agreement. The Directing Administrator is responsible for ensuring, in consultation with Allergan, that newly received forms are properly executed. For forms executed and accepted prior to the retention of the Directing Administrator, the Directing Administrator shall rely on information provided by the Implementation Administrator as to the proper execution of the forms unless it is provided information that indicates such information is incorrect.

- ii. Within sixty (60) calendar days of its retention, the Directing Administrator shall establish a process to receive, preserve, and review the Settlement Participation Forms.
- iii. The Directing Administrator will make the Settlement Participation Forms available to Allergan, the Enforcement Committee, and the Settling States through an online platform. If the requirements for preserving and making available the Settlement Participation Forms change, the Enforcement Committee will convey any new requirements to the Directing Administrator which will make the change.
- iv. The Directing Administrator shall promptly respond to requests by Allergan, the Enforcement Committee, or the Settling States for information concerning the Settlement Participation Forms. The Directing Administrator will notify Allergan and the Enforcement Committee on a regular basis when additional Settlement Participation Forms are submitted unless such information is readily available to the Parties on the online platform established under Section III.A.iii, above.
- v. Upon reasonable request, the Directing Administrator shall provide reasonably available information to Settling States, Participating Subdivisions, Participating Special Districts, and the Cost and Expense Fund Administrator (as defined by Exhibit R of the Allergan Settlement Agreement) relevant to calculating amounts owed under a State Back-Stop Agreement.

IV. Calculation and Allocation of Payments.

A. General Principles.

- i. This Section IV is intended to implement the relevant provisions of Sections I through XVI of the Allergan Settlement Agreement and the exhibits therein. To the extent this Section IV conflicts with Sections I through XVI of the Allergan Settlement Agreement and the exhibits therein, the Allergan Settlement Agreement shall control.
- ii. The Settlement Fund Administrators are entitled to rely upon information received from the Parties to the Allergan Settlement Agreement, whether in oral, written, or other form, for the purpose for which it was submitted, provided that such information is not disputed by another Party.
 - 1. Allergan and a Settling State shall provide the Directing Administrator notice of agreement pursuant to Section I.21 of the Allergan Settlement Agreement to populations to be used for fire districts in the Settling State.
 - 2. Allergan and a Settling State may inform the Directing Administrator that they agree the Settling State qualifies for Incentive Payment A. In such cases, such agreement shall satisfy the Directing Administrator's obligations to determine the Settling State's qualification for Incentive Payment A.

- iii. Allergan and the Enforcement Committee may agree to some or all of the calculations and allocations set forth in this Section IV prior to the Directing Administrator making such determination. In such cases, they shall so inform the Directing Administrator and such agreement shall satisfy the Directing Administrator's obligations to determine such calculations and allocations unless the Directing Administrator is provided with information establishing that the agreed-upon calculation or allocation is inaccurate.
- iv. The Settling States have different requirements for how payments are made to the State and its Exhibit G Participants based on applicable State-Subdivision Agreements, Allocation Statutes, Statutory Trusts, State Back-Stop Agreements, fiscal laws, and other differences. The Directing Administrator shall ask the Attorney General's Office in each Settling State to: (a) inform it whether the State has a State-Subdivision Agreement, Allocation Statute, and/or Statutory Trust; and (b) submit instructions on how payments are to be made to the State and its Exhibit G Participants. The Directing Administrator shall comply with such instructions so long as it is timely submitted and permissible under Sections I through XVI of the Allergan Settlement Agreement and the exhibits therein.
 - 1. A Settling State may choose to have all funds for the State and its Exhibit G Participants paid to one or more trust funds (such as a Qualified Settlement Fund or similar fund) or state accounts, which in turn will make payments to the State and its Exhibit G Participants in a manner that complies with all provisions of Sections I through XVI of the Allergan Settlement Agreement and the exhibits therein..
 - 2. An Exhibit G Participant may timely choose to make a voluntary redistribution as provided by Section VIII.E.3 of the Allergan Settlement Agreement by providing notice through the instructions provided by the Attorney General's Office for its State or by providing notice directly to the Directing Administrator through the instructions provided by the Directing Administrator.
 - 3. The Directing Administrator may rely on logistic information, like contact, bank account and tax identification number information, previously collected for purposes of the July 21, 2021 Distributor Settlement Agreement and/or July 21, 2021 Janssen Settlement Agreement for a Settling State and its Exhibit G Participants unless instructed otherwise by the Attorney General's Office.
- v. The Directing Administrator shall request any Settling State without a State-Subdivision Agreement, Allocation Statute, or Statutory Trust, to submit a designation of a lead State agency or other entity to serve as the single point of contact for that Settling State's funding requests from the Abatement Accounts Fund to comply with Section VIII.E.4.b of the

Allergan Settlement Agreement. The designated entity shall be the only entity authorized to request the Directing Administrator instruct the Directed Trustee to disburse from that Settling State's Abatement Accounts Fund. The Directing Administrator shall not instruct the Directed Trustee to disburse any moneys from these Settling States' Abatement Accounts Fund without such instructions.

- vi. In consultation with Allergan and the Enforcement Committee, the Directing Administrator may set reasonable limits on the frequency with which it directs the Directed Trustee to make payments and may set other reasonable restrictions on complying with requests made by Settling States, their Participating Subdivisions, or their Participating Special Districts, to limit the burdens and costs imposed on the Settlement Fund Administrators.
- vii. The Settlement Fund Administrators may combine the payments under this Section IV with funds to be distributed by other comparable opioid settlements. In determining when payments for each Payment Year will be made, the Settlement Fund Administrators may take into account the timeline for the availability of disbursements under other comparable opioid settlements.

B. Initial Year Payment.

- i. If the condition set forth in Section X.A of the Allergan Settlement Agreement is met, the Payment Date for the Initial Year Payment is September 6, 2023, and the Settlement Fund Administrators shall provide the necessary wire instructions, W-9 form, and bank verification form for the Settlement Fund to Allergan by August 16, 2023. If wire instructions, a W-9 form, and a bank verification form are not provided to Allergan by August 16, 2023, then the Payment Date for the Initial Year Payment is no later than twenty-one (21) days after Allergan receives all of these forms.
- ii. If, no later than August 7, 2023, Allergan and the Enforcement Committee inform the Directing Administrator that they agree on the amount of the Initial Year Payment and the Statewide Payment Amount for each Settling State, Allergan shall pay the agreed-upon Initial Year Payment amount on the Payment Date and the Directing Administrator shall treat those amounts as the determination described in Section IV.B.iii, below.
- iii. If by August 7, 2023, Allergan and the Enforcement Committee have not informed the Directing Administrator of agreed-upon amounts pursuant to Section IV.B.ii, above, the Directing Administrator shall determine the Initial Year Payment and Statewide Payment Amount for each Settling State.
 - 1. The Directing Administrator shall determine the Initial Year Payment by calculating the total amount of the Base Payment due for the Initial Year to the Settling States. This is the Base Payment amount specified in Exhibit M-1 of the Allergan Settlement

- Agreement for Payment Year 1, reduced by a) the shares for Non-Settling States (including, for this purpose, Texas) provided in Exhibit F-2 of the Allergan Settlement Agreement; and b) the difference between the excess amount Allergan advanced for Implementation Costs and its one-third obligation for such costs as specified by Section VI.D of the Allergan Settlement Agreement.
2. The Directing Administrator shall determine each Settling State's Statewide Payment Amount using the allocation percentages in Exhibit F-2 of the Allergan Settlement Agreement.
 3. The Directing Administrator shall give notice to Allergan, the Settling States, and the Enforcement Committee of the amount of the Initial Year Payment, and the Statewide Payment Amount for each Settling State, and these notices shall be subject to dispute pursuant to the procedures provided by Section IV.D.i, below.
- iv. The Directing Administrator shall allocate the First Year Payment within the Settling States using the Statewide Payment Amount for each Settling State determined pursuant to Section IV.B.ii or Section IV.B.iii, above.
1. The Directing Administrator shall determine the allocations of the Statewide Payment Amount within each Settling State pursuant to Section VIII.D, Section VIII.E, and Exhibit G of the Allergan Settlement Agreement, taking into account the instructions it has received pursuant to Section IV.A.iv, above.
 2. If a Settling State and its Exhibit G Participants have reached consensus as to the intrastate allocation pursuant to Section VII.B.6 of the Allergan Settlement Agreement, the Attorney General's Office in the Settling State shall so inform the Directing Administrator and such agreement shall satisfy the Directing Administrator's obligations under Section IV.B.iv.1, above.
 3. If the Attorney's General Office in a Settling State does not inform the Directing Administrator that the Settling State and its Exhibit G Participants have reached consensus as to the intrastate allocation pursuant to Section VII.B.6 of the Allergan Settlement Agreement, as soon as possible after making the determinations under Section IV.B.ii or Section IV.B.iii, above, the Directing Administrator shall give notice to the Settling States and their Exhibit G Participants of: (a) the amount to be received by each Settling State; (b) the amount to be received by the separate types of funds for each Settling State (if applicable); and (c) the amount to be received by each Settling State's Exhibit G Participants.
- v. The Directing Administrator shall provide instructions regarding the distribution of the Initial Year Payment to the Directed Trustee, consistent with the allocations determined in Section IV.B.iv, above, as soon as practicable; *provided, however*, the Directing Administrator shall not

provide the instructions for an allocation for which notice is required pursuant to Section IV.B.iv.3, above, until the distribution is no longer subject to dispute pursuant to the procedures provided by Section IV.D, below.

- vi. The Directed Trustee shall distribute the funds consistent with the instructions it received pursuant to Section IV.B.v, above, on, or as soon as practicable after the Payment Date of the Initial Year Payment unless the requests made pursuant to Section IV.A.iv and .v, above, provide otherwise; *provided, however*, that for any Settling State where the Consent Judgment has not been entered as of the Payment Date, the funds allocable to that Settling State and its Exhibit G Participants shall not be transferred from the Settlement Fund or disbursed until ten (10) calendar days after the entry of the Consent Judgment in that State; *provided further* that any amounts allocated to a Participating Subdivision or Participating Special District that has not yet secured dismissal with prejudice of its lawsuit as required under Section IX.C or IX.K of the Allergan Settlement Agreement shall not be disbursed until the Participating Subdivision or Participating Special District has secured such dismissal. Allergan shall notify the Directing Administrator if they believe a Participating Subdivision or Participating Special District has not yet secured dismissal with prejudice of its lawsuit as required under Section IX.C or IX.K of the Allergan Settlement Agreement. If so notified, the Directing Administrator will notify the Participating Subdivision or Participating Special District.
- vii. The Settlement Fund Administrators shall also be responsible for allocating and disbursing the Additional Restitution Amount for the Initial Year Payment among Settling States listed in Exhibit N of the Allergan Settlement Agreement. The Directing Administrator shall account for the instructions it has received pursuant to Section IV.A.iv, above, in directing the Directed Trustee's distribution of this money.

C. *Years 2-7 Annual Payment.*

- i. The Payment Date for Payment Year 2 and successive Payment Years is July 15 of 2024 and successive years, and the Settlement Fund Administrators shall provide the necessary wire instructions, W-9 form and bank verification form for the Settlement Fund to Allergan by June 24 of the relevant year. If wire instructions, W-9 form and/or bank verification form are not provided to Allergan by June 24, then the Payment Date for the relevant year is no later than twenty-one (21) days after Allergan receives all of these forms.
- ii. The Directing Administrator shall use the data provided to it by Allergan and the Enforcement Committee, which shall be submitted to the Directing Administrator no later than sixty (60) calendar days prior to the Payment Date, to fulfill its obligations under this Section IV.C and

determine the allocations to Settling States and their Exhibit G Participants.

- iii. If, no later than fifty (50) calendar days prior to the Payment Date, Allergan and the Enforcement Committee inform the Directing Administrator that they agree on the amount of the Annual Payment and the Statewide Payment Amount for each Settling State, Allergan shall pay the agreed-upon Annual Payment amount on the Payment Date and the Directing Administrator shall treat those amounts as the determination described in Section IV.C.iv, below.
- iv. If fifty (50) calendar days prior to the Payment Date, Allergan and the Enforcement Committee have not informed the Directing Administrator of agreed-upon amounts pursuant to Section IV.C.iii, above, the Directing Administrator shall determine the Annual Payment and the Statewide Payment Amount for each Settling State as follows:
 1. The Directing Administrator shall determine, for each Settling State, the amount of base and incentive payments to which the State is entitled.
 - a. The base payments will be equal to forty-five percent (45%) of the Net Abatement Amount multiplied by the aggregate Overall Allocation Percentage of the Settling States in Exhibit F-2 of the Allergan Settlement Agreement. These payments will be due in installments consistent with Exhibit M of the Allergan Settlement Agreement over the seven (7) Payment Years.
 - b. The Directing Administrator shall follow the steps outlined in Section VII.E of the Allergan Settlement Agreement to determine each Settling State's eligibility for Incentive Payments A-D, which total up to a maximum of fifty-five percent (55%) of the Net Abatement Amount multiplied by the aggregate Overall Allocation Percentage of the Settling States; *provided, however*, Settling States shall have up to two years after the Effective Date to become eligible for Incentive Payment A.
 2. The Directing Administrator shall apply any reductions or offsets as specified under Section VII and Section XI of the Allergan Settlement Agreement, and allocate and track these amounts so that they reduce payments to only those Settling States and their Exhibit G Participants subject to the relevant reduction or offset.
 3. The Directing Administrator shall determine the amount of any Settlement Fund Administrator costs and fees that exceed the accrued interest in the Settlement Fund and Settlement Fund Escrow, as well as the amounts, if any, of such costs and fees owed

- by Allergan and out of the Settlement Fund pursuant to Sections II.D.ii and II.D.iii, above.
4. The Directing Administrator shall determine the total Annual Payment owed by Allergan to the Settlement Fund on the Payment Date, and the amount of the Statewide Payment Amount for each Settling State, consistent with the calculations in Sections IV.C.iv.1 through IV.C.iv.3, above.
 5. The Directing Administrator shall give notice to Allergan, the Settling States, and the Enforcement Committee of the amount of the Annual Payment, and the Statewide Payment Amount for each Settling State, and these notices shall be subject to dispute pursuant to the procedures provided by Section IV.D.i, below.
- v. The Directing Administrator shall allocate the Annual Payment (other than the amount owed for Settlement Fund Administrator costs and fees) within the Settling States using the Statewide Payment Amount for each Settling State determined pursuant to Section IV.C.iii or Section IV.C.iv, above.
1. The allocations within each Settling State will be determined pursuant Section VIII.D, Section VIII.E and Exhibit G of the Allergan Settlement Agreement, taking into account the instructions it has received pursuant to Section IV.A.iv, above.
 2. If a Settling State and its Exhibit G Participants have reached consensus as to the intrastate allocation pursuant to Section VII.B.6 of the Allergan Settlement Agreement, the Attorney General's Office in the Settling State shall so inform the Directing Administrator and such agreement shall satisfy the Directing Administrator's obligations under this Section IV.C.v.
 3. If the Attorney's General Office in a Settling State does not inform the Directing Administrator that the Settling State and its Exhibit G Participants have reached consensus as to the intrastate allocation pursuant to Section VII.B.6 of the Allergan Settlement Agreement, as soon as possible following the determination under Section IV.C.iii or Section IV.C.iv, above, the Directing Administrator shall give notice to the Settling States and their Exhibit G Participants of: (a) the amount to be received by each Settling State (specifying the amount of base payment, of each incentive payment, and of each applicable suspension, offset, or reduction); (b) the amount to be received by the separate types of funds for each Settling State (if applicable); and (c) the amount to be received by each Settling State's Exhibit G Participants.
- vi. The Directing Administrator shall provide instructions regarding the distribution of the Annual Payment to the Directed Trustee, consistent with the allocations determined in Section IV.C.v, above, as soon as practicable; *provided, however*, the Directing Administrator shall not

provide the instructions for an allocation for which notice is required pursuant to Section IV.C.v.3, above, until the distribution is no longer subject to dispute pursuant to the procedures provided by Section IV.D.ii, below.

- vii. The Directed Trustee shall distribute the funds consistent with the instructions it received pursuant to Section IV.C.vi, above, on, or as soon as practicable after the Payment Date unless the requests made pursuant to Section IV.A.iv and .v, above, provide otherwise; *provided, however*, that any amounts allocated to a Participating Subdivision or Participating Special District that has not yet secured dismissal with prejudice of its lawsuit as required under Section IX.C or IX.K of the Allergan Settlement Agreement shall not be disbursed until the Participating Subdivision or Participating Special District has secured such dismissal. Allergan shall notify the Directing Administrator if they believe a Participating Subdivision or Participating Special District has not yet secured dismissal with prejudice of its lawsuit as required under Section IX.C or IX.K of the Allergan Settlement Agreement. If so notified, the Directing Administrator will notify the Participating Subdivision or Participating Special District.
- viii. The Settlement Fund Administrators shall be also responsible for allocating and disbursing the Additional Restitution Amount for Payment Years 2-4 among Settling States listed in Exhibit N of the Allergan Settlement Agreement. The Directing Administrator shall account for the instructions it has received pursuant to Section IV.A.iv, above in directing the Directed Trustee's distribution of this money.

D. Disputes Regarding Notices.

- i. For a notice provided pursuant to Section IV.B.iii.3 or Section IV.C.iv.5, above, concerning the amount of the Annual Payment, and the Statewide Payment Amount for each Settling State, the following procedures shall apply:
 - 1. Within twenty-one (21) calendar days of the notice provided by the Directing Administrator, Allergan, any Settling State or the Enforcement Committee party may dispute, in writing, the calculation of the Annual Payment (including the amount allocated for Settlement Fund Administrator costs and fees), or the Statewide Payment Amount for a Settling State. Such disputing party must provide a written notice of dispute to the Settlement Fund Administrators, the Enforcement Committee, any affected Settling State, and Allergan identifying the nature of the dispute, the amount of money that is disputed, and the Settling State(s) affected. The Directing Administrator will maintain official contact information for providing a notice of dispute.
 - 2. Within twenty-one (21) calendar days of the sending of a written notice of dispute, any affected party may submit a response, in writing, to the Settlement Fund Administrators, the Enforcement

Committee, any affected Settling State, and Allergan identifying the basis for disagreement with the notice of dispute.

3. If no response is filed, the Directing Administrator shall adjust the amount calculated consistent with the written notice of dispute and shall notify Allergan of the amount of that year's Annual Payment due on the Payment Date. If a written response to the written notice of dispute is timely sent to the Settlement Fund Administrators, the Directing Administrator shall notify Allergan of the preliminary amount to be paid, which shall be the greater of the amount originally calculated by the Directing Administrator or the amount that would be consistent with the notice of dispute, *provided, however*, that in no circumstances shall the preliminary amount to be paid be higher than the maximum amount of Base Payment and Incentive Payments for that Payment Year as set forth on Exhibit M of the Allergan Settlement Agreement. For the avoidance of doubt, a transfer of payments from the Settlement Fund Escrow for other Payment Years does not count toward determining whether the amount to be paid is higher than the maximum amount of Base Payments and Incentive Payments for that Payment Year as set forth on Exhibit M.
 4. The Directing Administrator shall instruct the Directed Trustee to place any disputed amount of the preliminary amount paid by Allergan into the Settlement Fund Escrow and to disburse any undisputed amount to each Settling State and Exhibit G Participants.
- ii. For a notice provided pursuant to Section IV.B.iv.3 or Section IV.C.v.3, above, concerning the intrastate allocation of the Statewide Payment Amount for each Settling State, the following procedures shall apply:
1. Within twenty-one (21) calendar days of the notice provided by the Directing Administrator, any Settling State or Exhibit G Participants may dispute, in writing, the calculation of the amount to be received by a Settling State and/or its Exhibit G Participants. The Directing Administrator shall disregard any dispute that challenges the allocations adopted by a State-Subdivision Agreement approved pursuant to the provisions of Exhibit O of the Allergan Settlement Agreement or by statute. A disputing party must provide a written notice of dispute to the Settlement Fund Administrators, any affected Settling State, and any affected Exhibit G Participant identifying the nature of the dispute, the amount of money that is disputed, and the Settling State(s) affected. The Directing Administrator will maintain official contact information for providing a notice of dispute.
 2. Within twenty-one (21) calendar days of the sending of a written notice of dispute, any affected Settling State or any affected

Exhibit G Participant may submit a response, in writing, to the Settlement Fund Administrators, any affected Settling State, and any affected Exhibit G Participant identifying the basis for disagreement with the notice of dispute.

3. If no response is filed, the Directing Administrator shall adjust the amount calculated consistent with the written notice of dispute.
 4. The Directing Administrator shall instruct the Directed Trustee to place any disputed amount into the Settlement Fund Escrow and to disburse any undisputed amount to each Settling State and Exhibit G Participants.
- iii. Disputes described in this subsection shall be resolved in accordance with the terms of Section XIV.G of the Allergan Settlement Agreement.
 - iv. The decisions of the National Arbitration Panel shall be binding on Settling States, Participating Subdivisions, Allergan, and the Settlement Fund Administrators.

E. Extensions.

- i. The schedule provided for in this Section IV shall be adjusted based on what is practicable. The Settlement Fund Administrators shall provide notice to Allergan and the Enforcement Committee should the Directing Administrator and/or Directed Trustee believe that the deadlines provided for in this Section IV need to be adjusted. In such a circumstance, the Settlement Fund Administrators, Allergan, and the Enforcement Committee will meet and confer regarding the appropriate timeline, seeking to balance practical realities with the importance of expediting the receipt of funds by the Settling States and their Exhibit G Participants so that they can be used to provide Opioid Remediation.
- ii. The deadlines in this Section IV may be extended by the written agreement of Allergan and the Enforcement Committee.

V. Reporting Obligations

A. Reporting of Non-Opioid Remediation Uses.

- i. The Directing Administrator shall set up a system to receive and preserve reports from Settling States and Participating Subdivisions that have used monies from the Settlement Fund for purposes that do not qualify as Opioid Remediation, pursuant to Section VIII.C of the Allergan Settlement Agreement. The Directing Administrator will not require Settling States and Exhibit G Participants without any such uses of money to submit a report, and the Directing Administrator may treat the failure to submit a report as confirmation that a Settling State or Exhibit G Participants had no such uses of money.

- ii. Settling States and Exhibit G Participants shall report to the Directing Administrator the amount of funds received from the Settlement Fund used for purposes that do not qualify as Opioid Remediation (pursuant to Section VIII.C of the Allergan Settlement Agreement). The format of Settling States and Exhibit G Participants' reports to the Directing Administrator shall match the format of the reports Settling States and Participating Subdivisions were required to submit on March 31, 2023 pursuant to the distributor and Janssen settlements. Such Settling State or Exhibit G Participants shall make such reports to the Directing Administrator with respect to each six-month period ending on June 30 or December 31 of any year in which funds are received from the Settlement Fund. Such Settling State or Exhibit G Participants shall make each such report within ninety (90) days of the end of the applicable six-month period. The Directing Administrator shall make such reports available to Allergan and the Enforcement Committee.
- iii. The Directing Administrator shall establish a process by the due date of the first report to make the reporting under this Section V.A available to the public.

B. Abatement Accounts Fund Reporting.

- i. Upon request by Allergan, the Settlement Fund Administrators shall agree to perform such further acts and to execute and deliver such further documents as may be reasonably necessary for Allergan to establish the statements set forth in Section VIII.G of the Allergan Settlement Agreement to the satisfaction of its tax advisors, its independent financial auditors, the Internal Revenue Service, or any other governmental authority, including as contemplated by Treasury Regulations Section 1.162-21(b)(3)(ii) and any subsequently proposed or finalized relevant regulations or administrative guidance. Nothing herein shall be read to conflict with or limit the Parties' obligations under Sections VIII.G and XVI.F of the Allergan Settlement Agreement.

C. Qualified Settlement Fund Treatment.

- i. Allergan and the Settlement Fund Administrators shall agree that the Settlement Fund is intended to be classified as a "qualified settlement fund" within the meaning of Treasury regulations Section 1.468B-1, et seq. (and corresponding or similar provisions of state, local, or foreign law, as applicable). The Settlement Fund Administrators shall not take any action or tax position inconsistent with such treatment. The Settlement Fund shall be treated as a qualified settlement fund from the earliest date possible, and Allergan and the Settlement Fund Administrators shall agree to any relation-back election required to treat the Settlement Fund as a qualified settlement fund from the earliest date possible.

D. Tax Administration.

- i. The Directing Administrator shall serve as administrator of the Settlement Fund for tax purposes. The Directing Administrator shall (i) obtain federal and state taxpayer identification numbers for the Settlement Fund and provide the same to Allergan and the Settlement Fund Administrators, (ii) seek a Private Letter Ruling from the IRS determining that all investment income earned on the Trust Assets is excludible from gross income under Section 115 of the Internal Revenue Code, 26 U.S.C. § 115, (iii) be responsible for all tax reporting, withholding and filing requirements for the Settlement Fund, (iv) provide instructions to Allergan and the Settlement Fund Administrators for the release of sufficient funds from the Settlement Fund to pay all taxes owed by the Settlement Fund in accordance with Treasury regulations Section 1.468B-2 and any applicable state, local or other tax laws, (v) send copies of all such tax filings and returns to Allergan, the Enforcement Committee, and the Settlement Fund Administrators, and (vi) engage, with prior approval from Allergan and the Enforcement Committee, any other professionals necessary to complete these tasks. Allergan, the Enforcement Committee, and the Directed Trustee shall provide such cooperation and information as the Directing Administrator may reasonably request in performing the responsibilities set forth in this Section V.D.

EXHIBIT M-1
Payment Schedule

EXHIBIT M-1: PAYMENT SCHEDULE

Payment Year	Additional Restitution Amount & All Attorneys' Fees & Costs Funds	Base Payments (45%)	Incentives A, B, & C (maximum) (48%)	Incentive D Part 1 (maximum) (3.5%)	Incentive D Part 2 (maximum) (3.5%)	Total Abatement	Overall Total
Year 1 2023: Effective Date + 30 days	\$55,774,789.29	\$257,026,678.71	---	---	---	\$257,026,678.71	\$312,801,468.00
Year 2 July 15, 2024	\$55,774,789.29	\$113,091,738.63	\$143,934,940.08	---	---	\$257,026,678.71	\$312,801,468.00
Year 3 July 15, 2025	\$55,774,789.27	\$113,091,738.63	\$143,934,940.08	---	---	\$257,026,678.71	\$312,801,467.98
Year 4 July 15, 2026	\$55,774,789.27	\$81,605,970.49	\$143,934,940.08	\$31,485,768.14	---	\$257,026,678.71	\$312,801,467.98
Year 5 July 15, 2027	---	\$81,605,970.50	\$143,934,940.08	\$31,485,768.14	---	\$257,026,678.72	\$257,026,678.72
Year 6 July 15, 2028	---	\$81,605,970.50	\$143,934,940.08	---	\$31,485,768.14	\$257,026,678.72	\$257,026,678.72
Year 7 July 15, 2029	---	\$81,605,970.49	\$143,934,940.08	---	\$31,485,768.15	\$257,026,678.72	\$257,026,678.72
Total	\$223,099,157.12	\$809,634,037.95	\$863,609,640.48	\$62,971,536.28	\$62,971,536.29	\$1,799,186,751.00	\$2,022,285,908.12

NOTES:

1. All figures for the base and incentive payments are maximum figures that reflect the following:
 - The credits amount of \$350,686,276 for prior settlements, including San Francisco, have already been applied.
 - An assumption that all Eligible States are Settling States.
 - An assumption that all incentives are earned.

2. The Additional Restitution Amount and the state and subdivision fees and costs amounts are broken out into separate columns in Exhibit M-2.

3. Any offsets under Section VII.C for Non-Settling States would be deducted from the base payments and the maximum incentive payments (A, B & C and D) by subtracting from all payments the amount of the payment times the State Allocation Percentage assigned to each Non-Settling State in Exhibit F-2.

**EXHIBIT M-2: PAYMENT SCHEDULE FOR FEE FUNDS, COST FUNDS AND ADDITIONAL RESTITUTION
(Breakdown of Second Column in Exhibit M-1)**

Payment Year	Attorney Fee and Cost Fund (Subdivisions)	State Cost Fund	State Outside Counsel Fee Fund	Additional Restitution Amount	Total (Shown in Ex. M-1, 2nd Column)
Year 1 2023: Effective Date + 30 days	\$46,778,855.53	\$3,598,373.50	\$2,698,780.13	\$2,698,780.13	\$55,774,789.29
Year 2 July 15, 2024	\$46,778,855.53	---	\$4,497,966.88	\$4,497,966.88	\$55,774,789.29
Year 3 July 15, 2025	\$46,778,855.52	---	\$4,497,966.88	\$4,497,966.87	\$55,774,789.27
Year 4 July 15, 2026	\$46,778,855.52	---	\$4,497,966.87	\$4,497,966.88	\$55,774,789.27
Total	\$187,115,422.10	\$3,598,373.50	\$16,192,680.76	\$16,192,680.76	\$223,099,157.12

EXHIBIT N
Additional Restitution Amount Allocation

Alabama	2.3235064275%
American Samoa	0.0249290899%
Arizona	3.4587568289%
Arkansas	1.3572625067%
California	14.4450765453%
Colorado	2.4192554291%
Connecticut	1.8837281232%
District of Columbia	0.2620389205%
Guam	0.0699391581%
Illinois	4.8429924684%
Indiana	3.2276944929%
Iowa	1.0802095029%
Kansas	1.1415833881%
Maine	0.7706700866%
Maryland	3.0729495134%
Massachusetts	3.3539006587%
Michigan	4.9531894399%
Minnesota	1.8887504448%
Missouri	2.9201303591%
Montana	0.4550557494%
N. Mariana Islands	0.0243230499%
Nebraska	0.6073579252%
New Hampshire	0.8422452854%
New Jersey	4.0113502576%
North Carolina	4.7322180042%
North Dakota	0.2475488543%
Oregon	2.0006852452%
Pennsylvania	6.6802688492%
South Carolina	2.2411620291%
Tennessee	3.9138188795%
Texas	9.1626320793%
Utah	1.6695130485%
Vermont	0.3705243381%
Virgin Islands	0.0459606175%
Virginia	3.3197424763%
Washington	3.3762173891%
Wisconsin	2.5599397925%
Wyoming	0.2428727457%

EXHIBIT O
Adoption of a State-Subdivision Agreement

A State-Subdivision Agreement shall be applied if it meets the requirements of **Section VIII** and is approved by the State and by the State's Subdivisions as follows:

1. *Requirements for Approval.* A State-Subdivision Agreement shall be deemed as agreed to when it has been approved by the State and either (a) Subdivisions whose aggregate "Population Percentages," determined as set forth below, total more than sixty percent (60%), or (b) Subdivisions whose aggregate Population Percentages total more than fifty percent (50%) provided that these Participating Subdivisions also represent fifteen percent (15%) or more of the State's counties or parishes (or, in the case of Settling States whose counties and parishes do not function as local governments, 15% of or more of the Settling State's non-county Subdivisions), by number.
2. *Approval Authority.* Approval by the State shall be by the Attorney General. Approval by a Subdivision shall be by the appropriate official or legislative body pursuant to the required procedures for that Subdivision to agree to a legally binding settlement.
3. *Population Percentage Calculation.* For purposes of this **Exhibit O** only, Population Percentages shall be determined as follows: For States with functional counties or parishes¹, the Population Percentage of each county or parish shall be deemed to be equal to (a) (1) two hundred percent (200%) of the population of such county or parish, minus (2) the aggregate population of all Primary Incorporated Municipalities located in such county or parish, divided by (b) two hundred percent (200%) of the State's population. A "Primary Incorporated Municipality" means a city, town, village or other municipality incorporated under applicable state law with a population of at least 25,000 that is not located within another incorporated municipality. The Population Percentage of each Primary Incorporated Municipality shall be equal to its population (including the population of any incorporated or unincorporated municipality located therein) divided by two hundred percent (200%) of the State's population; *provided* that the Population Percentage of a Primary Incorporated Municipality that is not located within a county shall be equal to two hundred percent (200%) of its population (including the population of any incorporated or unincorporated municipality located therein) divided by two hundred percent (200%) of the State's population. For all States that do not have functional counties or parishes, the Population Percentage of each non-county Subdivision

¹ Certain states do not have counties or parishes that have functional governments, including Alaska, Connecticut, Massachusetts, Rhode Island, and Vermont.

(including any incorporated or unincorporated municipality located therein), shall be equal to its population divided by the State's population.

4. *Preexisting Agreements and Statutory Provisions.* A State may include with the notice to its Subdivisions an existing agreement, a proposed agreement, or statutory provisions regarding the distribution and use of settlement funds and have the acceptance of such an agreement or statutory provision be part of the requirements to be an Initial Participating Subdivision.
5. *Revised Agreements.* A State-Subdivision Agreement that has been revised, supplemented, or refined shall be applied if it meets the requirements of **Section VIII** and is approved by the State and by the State's Subdivisions pursuant to the terms above.

EXHIBIT P
Injunctive Relief

I. DEFINITIONS

- A. “*Health Care Provider(s)*” means any physician or other health care practitioner who is licensed to provide health care services or to prescribe pharmaceutical medications and any medical facility, practice, hospital, clinic, pharmacy, or any other health facility that provides health care services or prescribes or dispenses pharmaceutical medications.
- B. “*In-Kind Support*” means payment or assistance in the form of goods, commodities, services, or anything else of value.
- C. “*Lobby*” and “*Lobbying*” shall have the same meaning as “lobbying activities” and “lobbying contacts” under the federal lobbying disclosure act, 2 U.S.C. § 1602 *et seq.*, and any analogous state or local provisions governing the person or entity being lobbied. As used in this document, “Lobby” and “Lobbying” include Lobbying directly or indirectly, through grantees or Third Parties.
- D. “*Opioid(s)*” means all naturally occurring, synthetic, or semisynthetic substances that interact with mu-opioid receptors primarily in the central nervous system and have demonstrated addictive properties.
- E. “*Opioid-Induced Side Effects Treatment Product(s)*” shall mean any pharmaceutical product that has been approved by the U.S. Food & Drug Administration (“FDA”) and expressly indicated for the treatment of a specified “Opioid-induced” side effect (such as Movantik® which is “an opioid antagonist indicated for the treatment of opioid-induced constipation”). The term “Opioid-Induced Side Effects Treatment Product(s)” shall not include pharmaceutical products that may treat medical conditions that may also be side effects of Opioids or Opioid Products or that may treat someone who uses or has a history of using Opioids or Opioid Products and was diagnosed with certain medical conditions (e.g., anxiety, depression, and Hepatitis C), unless the FDA approved indication states that it is approved to treat a specific “Opioid-induced” side effect by expressly referencing that the side effect was caused by an Opioid or Opioid Product (e.g., “Opioid-induced”). Also, by way of example, the term “Opioid-Induced Side Effects Treatment Product(s)” shall not include the following pharmaceutical medications: BOTOX®, CELEXA®, FETIZMA®, HUMIRA®, LEXAPRO®, LINZESS®, NIMBEX®, ORIAHNN®, ORILISSA®, QULIPTA®, RINVOQ®, SAVELLA®, UBRELVY®, ULTANE®, ULTANE NOVAPLUS®, VIBERZI®, or VIEKIRA PAK®.
- F. “*Opioid Product(s)*” means all past, current, and future medications containing Opioids approved by the FDA and listed by the U.S. Drug Enforcement Agency (“DEA”) as Schedule II, III, or IV drugs pursuant to the federal Controlled

Substances Act (including but not limited to buprenorphine, codeine, fentanyl, hydrocodone, hydromorphone, meperidine, methadone, morphine, oxycodone, oxymorphone, tapentadol, and tramadol). The term “Opioid Product(s)” shall not include (1) methadone, buprenorphine, and other substances when used exclusively to treat opioid abuse, addiction, OUD, or overdose; or (2) raw materials, immediate precursors, and/or active pharmaceutical ingredients (“APIs”) used in the manufacture or study of Opioids or Opioid Products, but only when such materials, immediate precursors, and/or APIs are sold or marketed exclusively to DEA-licensed manufacturers or DEA-licensed researchers. Also, by way of example, the terms “Opioid(s)” and “Opioid Product(s)” shall not include pharmaceutical medications that may relieve pain but not by interacting with mu-opioid receptors primarily in the central nervous system, such as BOTOX®, CELEXA®, FETIZMA®, HUMIRA®, LEXAPRO®, LINZESS®, NIMBEX®, ORIAHNN®, ORILISSA®, QULIPTA®, RINVOQ®, SAVELLA®, UBRELVY®, ULTANE®, ULTANE NOVAPLUS®, VIBERZI®, or VIEKIRA PAK®.

- G. “*OUD*” means opioid use disorder defined in the *Diagnostic and Statistical Manual of Mental Disorders, Fifth Edition (DSM–5)*, as updated or amended.
- H. “*Settling State*” shall mean each State or United States territory that meets the participation requirements for becoming a Settling State under **Section II** of the Allergan Public Global Settlement Agreement and then participates in the Allergan Public Global Settlement Agreement.
- I. “*Promote*,” “*Promoting*,” “*Promotion*,” and “*Promotional*” shall mean dissemination of information or other practices intended or that could reasonably be anticipated to increase the sale, prescription, or utilization of prescription products or that attempt to influence prescribing practices or formulary decisions in the Settling States.
- J. “*Third Party(ies)*” means any person or entity other than Allergan or a Releasor.
- K. “*Treatment of Pain*” means the provision of therapeutic modalities to alleviate or reduce pain.
- L. “*Unbranded Information*” means any information that does not identify a specific branded or generic product.

II. INJUNCTIVE RELIEF

Allergan does not currently manufacture, sell, Promote, or Lobby for any Opioids or Opioid Products. As provided below, Allergan shall not manufacture, sell, Promote, or Lobby for any Opioids or Opioid Products in or for distribution in the Settling States or in a manner that directly affects the Settling States. However, the Parties acknowledge that certain Opioids or Opioid Products sold by Allergan prior to 2021 may still be circulating in the marketplace outside the possession and control of Allergan and the same is not a breach of any terms within this **Exhibit P**. Further, Allergan does not currently manufacture, sell, Promote, or Lobby for any Opioid-Induced Side Effects Treatment Products, and does not have any current intentions to do so in the

future. For the avoidance of doubt, only the Settling States shall have the ability to enforce the terms of this Agreement.

For purposes of this **Exhibit P** only, *Allergan* means Allergan Finance, LLC (f/k/a Actavis, Inc., which, in turn, was f/k/a Watson Pharmaceuticals, Inc.), Allergan Limited (f/k/a Allergan plc which, in turn, was f/k/a Actavis plc), and AbbVie Inc., and each of their respective parents (as applicable), subsidiaries, successors, affiliates, and officers, directors, employees, representatives, and agents under the control of the foregoing.

A. Compliance Duration

1. Unless addressed in Section II.A.2 below, each term of Section II of this **Exhibit P** shall be effective for ten (10) years from the Effective Date and is limited to conduct that involves or affects the Settling States.
2. The provisions of Section II.H.1, Section II.H.2, and Section II.I shall not be subject to any term.
3. Nothing in this **Exhibit P** shall relieve Allergan of its independent obligation to fully comply with the laws of the Settling States before or after expiration of the injunction period specified in this subsection.

B. Ban on Selling and Manufacturing Opioids

1. Allergan shall not manufacture or sell any Opioids or Opioid Products for distribution in the Settling States. Allergan represents that Kadian® and Norco® were voluntarily discontinued by the end of 2020 and that the last inventory shipped will expire on or before June 30, 2023.

C. Ban on Promotion

1. Allergan shall not engage in Promotion of Opioids or Opioid Products, including but not limited to, by:
 - a. Employing or contracting with sales representatives, Health Care Providers, any Third Party, or other persons to Promote Opioids or Opioid Products to (i) Health Care Providers, (ii) patients, (iii) third-party payors (e.g., any entity, other than an individual, that pays or reimburses for the dispensing of prescription medicines, including but not limited to managed care organizations and pharmacy benefit managers), or (iv) persons involved in determining formulary access or treatment guidelines to Promote Opioids or Opioid Products;
 - b. Using speakers, key opinion leaders, thought leaders, lecturers, and/or speaking events for Promotion of Opioids or Opioid Products;

- c. Creating or distributing (directly or indirectly through Third Parties) Promotional materials (such as advertisements) that Promote Opioids or Opioid Products, including but not limited to brochures, newsletters, pamphlets, journals, books, guides, websites or internet advertisements, social media accounts or networks, and providing hyperlinks, engaging in internet search engine optimization, or otherwise directing internet traffic by improving rankings or making content appear among the top results in an internet search or otherwise be more visible or more accessible to the public on the internet to Promote Opioids or Opioid Products; and
 - d. Disseminating Unbranded Information (such as about a medical condition or disease state) that contains links to branded Promotional information about Opioids or Opioid Products or that generates data that Allergan uses to Promote Opioids or Opioid Products.
- 2. Allergan shall not engage in the following specific Promotion of Treatment of Pain to Promote Opioids or Opioid Products.
 - a. Allergan shall not Promote the Treatment of Pain to Promote Opioids, except that Allergan may continue to Promote the Treatment of Pain with non-Opioids.
 - b. Allergan shall not knowingly Promote the Treatment of Pain to Promote Opioids through Third Parties, except that Allergan may continue to Promote the Treatment of Pain with non-Opioids.
 - c. Allergan shall not Promote the concept that pain is undertreated to Promote Opioids or Opioid Products.
 - d. Allergan shall not knowingly Promote the concept that pain is undertreated through Third Parties to Promote Opioids or Opioid Products.
- 3. Allergan shall not engage in the following specific Promotion of Opioid-Induced Side Effects Treatment Products to Promote Opioids or Opioid Products.
 - a. Allergan shall not Promote Opioid-Induced Side Effects Treatment Products with or by referring directly to Opioids or Opioid Products (including with Unbranded Information).
 - b. Allergan shall not knowingly Promote Opioid-Induced Side Effects Treatment Products with or by referring directly to Opioids or Opioid Products through Third Parties.

- c. Nothing in this section shall prevent Allergan from conveying the information contained in an FDA-approved label in the course of Promotion of Opioid-Induced Side Effects Treatment Products.
4. Section II.C.1-3 is not intended and shall not be interpreted to prohibit or restrict any and all discussions or references to Opioids or Opioid Products or any Allergan conduct (including Promotion) related to non-Opioid Products (including those that are approved for the Treatment of Pain or Opioid-Induced Side Effects Treatment Products) when doing so is not to Promote Opioids or Opioid Products, including, for example, (a) if certain patient populations, such as those with a history of abuse of Opioids or Opioid Products, are identified as having a higher prevalence of other conditions, such as Hepatitis C, or being appropriate candidates for treatment of those other conditions, (b) if such discussions or references relate to products that may treat medical conditions that may also be side effects of Opioids or Opioid Products (e.g., anxiety, depression, and Hepatitis C), and/or (c) if such discussions or references relate to the Promotion of BOTOX®, CELEXA®, FETIZMA®, HUMIRA®, LEXAPRO®, LINZESS®, NIMBEX®, ORIAHNN®, ORILISSA®, QULIPTA®, RINVOQ®, SAVELLA®, UBRELVY®, ULTANE®, ULTANE NOVAPLUS®, VIBERZI®, or VIEKIRA PAK®.
5. Notwithstanding Sections II.C.1-3 directly above, Allergan may engage in non-Promotional conduct, including but not limited to the following:
 - a. Maintain a corporate website that includes Opioid Products on company's list of products that contains principally the following content: the FDA-approved package insert, medication guide, and labeling;
 - b. Maintain a product website for any Opioid Product that contains principally the following content: the FDA-approved package insert, medication guide, and labeling, and a statement directing patients or caregivers to speak with a licensed Health Care Provider;
 - c. Provide the following factual information about Opioid Products sold by Allergan prior to 2021 which may still be circulating in the marketplace outside the possession and control of Allergan: an Opioid Product's NDC, SKU, or other relevant information such as formulation, package size, dosage, or pricing;
 - d. Provide or collect information or support the provision or collection of information as expressly required by law or any state or federal government agency with jurisdiction in the Settling State where the information is provided (including but not limited to collecting and/or reporting adverse events related to Opioid Products);

- e. Provide the following by mail, electronic mail, on or through Allergan's corporate or product websites, or through other electronic or digital methods: FDA-approved package insert, medication guide, and labeling for Opioid Products, or other prescribing information for Opioid Products that are published or approved by a state or federal government agency with jurisdiction in the Settling State where the information is provided;
 - f. Provide scientific and/or medical information in response to an unsolicited request by a Health Care Provider consistent with FDA standards, rules, regulations, and/or guidance, including, but not limited to, *Responding to Unsolicited Requests for Off-Label Information About Prescription Drugs and Medical Devices* (Dec. 2011) as updated or amended by the FDA, and Guidance for Industry, *Good Reprint Practices for the Distribution of Medical Journal Articles and Medical or Scientific Reference Publications on Unapproved New Uses of Approved Drugs and Approved or Cleared Medical Devices* (Jan. 2009) as updated or amended by the FDA;
 - g. Provide a response to any unsolicited question or request from a patient or caregiver, directing the patient or caregiver to the FDA-approved package insert, medication guide, and labeling for Opioid Products, to speak with a licensed Health Care Provider without describing the safety or effectiveness of any Opioid Product or naming any specific Health Care Provider, or to speak with their health insurance carrier regarding coverage of an Opioid Product;
 - h. Provide Health Care Economic Information, as defined at 21 U.S.C. § 352(a), to a payor, formulary committee, or other similar entity with knowledge and expertise in the area of health care economic analysis consistent with FDA standards, rules, regulations, and/or guidance, including, but not limited to, FDA's Draft Questions and Answers Guidance for Industry and Review Staff, *Drug and Device Manufacturer Communications With Payors, Formulary Committees, and Similar Entities* (Jan. 2018), as updated or amended by the FDA;
 - i. Conduct or provide financial support or In-Kind Support for bona fide scientific research; and
 - j. Draft, publish, or provide financial support or In-Kind Support for bona fide scientific publications.
6. To the extent that Allergan engages in conduct permitted by Section II.C.4 and 5 above, Allergan shall do so in a manner that is truthful, non-misleading, accurate, and non-deceptive.

D. No Financial Reward or Discipline Based on Volume of Opioid Product Sales

1. Allergan shall not provide financial incentives to its sales and marketing employees or discipline its sales and marketing employees based upon sales volume or sales quotas for Opioid Products.
2. Allergan shall not offer or pay any remuneration (including any compensation or rebate), directly or indirectly (e.g., through Third Parties), to any person in return for the prescribing, sale, use, or distribution of an Opioid Product (except to the extent a pre-existing contractual or legal requirement exists related to Opioid Products sold by Allergan before 2021).

E. Ban on Funding/Grants to Third Parties

1. Allergan shall not directly or indirectly provide financial support or In-Kind Support to any Third Party regarding conduct that Promotes Opioids or Opioid Products, including educational programs, brochures, newsletters, pamphlets, journals, books, guides, websites, or social media accounts or networks that Promote Opioids or Opioid Products, including Promoting Opioids or Opioid Products through the Promotion of Treatment of Pain, but excluding financial support otherwise required by this **Exhibit P**, a court order, a federal or state agency (e.g., FDA-approved Risk Evaluation and Mitigation Strategy (REMs)), or a federal or state law or regulation.
2. Allergan shall not directly or indirectly provide financial support or In-Kind Support to any Third Party for medical education programs to Promote Opioids or Opioid Products.
3. Allergan shall not create, sponsor, provide financial support or In-Kind Support to, or otherwise operate or control, any medical society or patient advocacy group related to conduct that Promotes Opioids or Opioid Products (including Promoting Opioids or Opioid Products through the Promotion of Treatment of Pain).
4. Allergan shall not provide links to any Third Party website or materials or otherwise distribute materials created by a Third Party for the purpose of Promoting Opioids or Opioid Products (including Promoting Opioids or Opioid Products through the Promotion of Treatment of Pain).
5. Allergan shall not use, assist, or employ any Third Party to engage in any activity that Allergan itself would be prohibited from engaging in pursuant to this **Exhibit P**. To the extent Allergan supports trade groups engaged in Lobbying, Allergan shall notify the trade groups at the time it makes its trade association payments that Allergan's support shall not be used to encourage the use of Opioids or Opioid Products or discourage the use of non-Opioids or Opioid Products for the purpose of indirectly encouraging

the use of Opioids or Opioid Products (but shall not be responsible for how the trade group ultimately uses the support provided because it is outside of Allergan's control).

6. Allergan shall not enter into any contract or agreement with any person or entity or otherwise attempt to influence any person or entity in such a manner that has the purpose or foreseeable effect of limiting the dissemination of information regarding the risks and side effects of using Opioids or Opioid Products.
7. No officer or Vice President-level employee of Allergan may concurrently serve as a director, board member, employee, agent, or officer of any entity that primarily engages in conduct that Promotes Opioids or Opioid Products. Nothing in this provision shall preclude an officer or Vice President-level employee of Allergan from concurrently serving on the board of a hospital.
8. Allergan shall play no role in appointing persons to the board, or hiring persons to the staff, of any Third Party that primarily engages in conduct that Promotes Opioids or Opioid Products. For avoidance of doubt, nothing in this paragraph shall prohibit Allergan from fully and accurately responding to unsolicited requests or inquiries about a person's fitness to serve as an employee or board member at any such Third Party.

F. Lobbying Restrictions

1. Allergan shall not Lobby for the enactment of any federal, state, or local legislative or regulatory provision that:
 - a. Encourages or requires Health Care Providers to prescribe Opioids or Opioid Products or sanctions Health Care Providers for failing to prescribe Opioids or failing to treat pain with Opioids;
 - b. Has the effect of limiting access to any non-Opioid alternative pain treatments; or
 - c. Pertains to the classification of any Opioid or Opioid Product as a scheduled drug under the Controlled Substances Act.
2. Allergan shall not Lobby against the enactment of any federal, state, or local legislative or regulatory provision that supports:
 - a. The use of non-pharmacologic therapy and/or non-Opioid pharmacologic therapy to treat chronic pain over or instead of Opioids or Opioid Products, including but not limited to Third Party payment or reimbursement for such therapies;

- b. The use and/or prescription of immediate release Opioids or Opioid Products instead of extended-release Opioids or Opioid Products when an Opioid or Opioid Product is initiated, including but not limited to Third Party reimbursement or payment for such prescriptions;
 - c. The prescribing of the lowest effective dose of an Opioid or Opioid Product, including but not limited to Third Party reimbursement or payment for such prescriptions;
 - d. The limitation of initial prescriptions of Opioids or Opioid Products to treat acute pain;
 - e. The prescribing and other means of distribution of naloxone to minimize the risk of overdose, including but not limited to Third Party reimbursement or payment for naloxone;
 - f. The use of urine testing before starting use of Opioids or Opioid Products and annual urine testing when Opioids or Opioid Products are prescribed, including but not limited to Third Party reimbursement or payment for such testing;
 - g. Evidence-based treatment (such as using medication-assisted treatment with buprenorphine or methadone in combination with behavioral therapies) for OUD, including but not limited to Third Party reimbursement or payment for such treatment; or
 - h. The implementation or use of disposal systems when solely related to Opioids or Opioid Products (versus of general applicability to all pharmaceutical medications, for example).
3. Allergan shall not Lobby against the enactment of any federal, state, or local legislative or regulatory provision expanding the operation or use of Prescription Drug Monitoring Programs (“PDMPs”), including but not limited to provisions requiring Health Care Providers to review PDMPs when Opioid Product use is initiated and with every prescription thereafter.
4. Notwithstanding the foregoing restrictions in Sections II.F.1-3, the following conduct is not restricted:
- a. Challenging the enforcement or interpretation of (including, but not limited to, suing for declaratory or injunctive relief) any laws, rules, or regulations;
 - b. Communications by Allergan in response to a law, rule, regulation, or order requiring such communication;

- c. Communications by an Allergan representative appearing before a federal or state legislative, administrative, or regulatory body, committee, or subcommittee as a result of a mandatory order or subpoena commanding that person or Allergan's designee to testify;
- d. Responding, in a manner consistent with this **Exhibit P**, to an unsolicited request for the input on the passage of legislation or the promulgation of any rule or regulation when such request is submitted in writing specifically to Allergan from a government entity directly involved in the passage of that legislation or promulgation of that rule or regulation; or
- e. Lobbying for or against provisions of legislation, rule, or regulation that address subjects other than those identified in Sections II.F.1-3, so long as Allergan does not support specific portions of such legislation, rule, or regulation covered by Section II.F.1 or oppose specific portions of such legislation, rule, or regulation covered by Sections II.F.2-3. Allergan may Lobby for or against any legislation, rule, or regulation that may be covered by Sections II.F.1-3, if such legislation, rule, or regulation has general or specific provisions that affect medications beyond Opioids or Opioid Products, so long as Allergan's intent and purpose of doing so is not to Promote Opioids or Opioid Products.

G. Ban on Prescription Savings Programs

- 1. Allergan shall not directly or indirectly offer any discounts, coupons, rebates, or other methods which have the effect of reducing or eliminating a patient's co-payments or the cost of prescriptions (e.g., free trial prescriptions) for any Opioid Product (except to the extent a pre-existing contractual or legal requirement exists related to Opioid Products sold by Allergan before 2021).
- 2. Allergan shall not directly or indirectly provide financial support to any Third Party for discounts, coupons, rebates, or other methods which have the effect of reducing or eliminating a patient's co-payments or the cost of prescriptions (e.g., free trial prescriptions) for any Opioid Product (except to the extent a pre-existing contractual or legal requirement exists related to Opioid Products sold by Allergan before 2021).
- 3. Allergan shall not directly or indirectly assist patients or Health Care Providers with the claims and/or prior authorization process required for third-party payors to approve payment for any Opioid Product.
- 4. Allergan may directly or indirectly provide financial support or In-Kind Support for non-Opioids to any Third Party that provides patient assistance

or support services for the purposes of helping patients afford and gain access to the medications prescribed to them.

H. General Terms

1. Allergan shall not make any written or oral statement about Opioids or any Opioid Product that is unfair, false, misleading, deceptive or unconscionable as defined under the law of the Settling States. For purposes of this paragraph, “Opioid Product” shall also include methadone, buprenorphine, and other substances when used exclusively to treat opioid abuse, addiction, or overdose.
2. Allergan shall not represent that Opioids or any Opioid Product(s) have approvals, characteristics, uses, benefits, or qualities that they do not have. For purposes of this paragraph, “Opioid Product” shall also include methadone, buprenorphine, and other substances when used exclusively to treat opioid abuse, addiction, or overdose.
3. This **Exhibit P** shall not be construed or used as a waiver or limitation of any defense otherwise available to Allergan or any Released Entity in any action, and nothing in this **Exhibit P** is intended to or shall be construed to prohibit Allergan or any Released Entity in any way whatsoever from taking legal or factual positions with regard to any Opioid Products in prosecution or defense of litigation or other legal proceedings.
4. Upon the request of the Attorney General of any Settling State, Allergan shall provide the Attorney General with copies of the following, within forty-five (45) days of the request:
 - a. Any litigation or civil or criminal law enforcement subpoenas or CID relating to Allergan’s Opioid Product(s) that Allergan received after the Effective Date of the Agreement; and
 - b. Warning or untitled letters issued by the FDA regarding Allergan’s Opioid Product(s) and all correspondence between Allergan and the FDA related to such letters that Allergan received after the Effective Date of the Agreement.
5. Nothing in this **Exhibit P** shall be construed to limit or impair Allergan’s ability to:
 - a. Communicate its positions and/or respond to media inquiries concerning litigation, investigations, or other proceedings or matters relating to Allergan or its Opioid Products.
 - b. Maintain a website explaining its litigation positions and responding to allegations concerning Allergan or its Opioid Products.

I. Compliance with All State Laws and Regulations Relating to the Sale, Promotion, and Distribution of Any Opioid Product

1. Allergan shall comply with all applicable State laws and regulations that relate to the sale, Promotion, distribution, and disposal of Opioids or Opioid Products in the Settling States, provided that nothing in this paragraph requires Allergan to violate federal law or regulations, including but not limited to:
 - a. State Controlled Substances Act, including all guidance issued by the applicable state regulator(s);
 - b. State Consumer Protection Laws; and
 - c. State laws, regulations, and guidelines related to the prescribing, distribution, and disposal of Opioid Products.

J. Clinical Data Transparency

1. Allergan agrees to make available to an independent Third-Party data center or platform owner (e.g., Vivli) anonymized clinical data generated from Allergan-sponsored Phase II-IV interventional clinical studies—regardless of whether that data was submitted to a regulatory authority (e.g., FDA)—for branded opioid drugs that are Opioids or Opioid Products that have received an initial marketing authorization from a regulatory authority to the extent Allergan conducts a reasonable, good faith investigation to locate any such data and it is in Allergan’s possession. Anonymized clinical data includes:
 - a. Full analyzable data set(s) (including individual participant-level data de-identified);
 - b. The clinical study report(s) redacted for commercial or personal identifying information;
 - c. The full protocol(s) (including the initial version, final version, and all amendments); and
2. Full statistical analysis plan(s) (including all amendments and documentation for additional work processes); and Dataset Specifications, which describe the available dataset variables (such as age, race, blood pressure, lab values, etc.).
3. The independent Third Party will facilitate the disclosure of such clinical data to qualified researchers with a bona fide scientific research proposal as reviewed and approved by an independent review panel for scientific merit consistent with the panel’s assessment criteria and pursuant to an agreed upon data use agreement.

4. Allergan shall not interfere with decisions made by the staff or reviewers associated with the independent Third-Party data center or platform owner.
5. Allergan shall bear all costs for making clinical data available pursuant to Section II.J.1 of this **Exhibit P**.

III. DOCUMENT DISCLOSURE

A. Documents Subject to Public Disclosure

The following documents must be provided to each Settling State and are subject to public disclosure in perpetuity, except for the redactions authorized by section B:

1. All Allergan-produced documents admitted as trial exhibits in *In re Opioid Litigation*, Index No. 400000/2017 (N.Y. Sup. Ct., Suffolk County), *The City and County of San Francisco, California and the People of the State of California, acting by and through San Francisco City Attorney David Chiu v. Purdue Pharma L.P., et al.*, Case No. 3:18-cv-07591 (N.D. Cal.), *The State of West Virginia ex rel. Patrick Morrissey, Attorney General v. Teva Pharmaceutical Industries Ltd., et al.*, Civil Action No. 19-C-104 BNE (W. Va. Cir. Ct., Boone County), or *The People of the State of California, acting by and through Santa Clara County Counsel James R. Williams, Orange County District Attorney Tony Rackauckas, Los Angeles County Counsel Mary C. Wickham, and Oakland City Attorney Barbara J. Parker v. Purdue Pharma L.P., et al.*, Case No. 30-2014-00725287-CU-BT-CXC (Cal. Super. Ct., Orange County), together with complete trial transcripts.
2. All Allergan deposition transcripts, and exhibits from or produced in the matters identified in subsection III.A.1, as well as in *In re Nat'l Prescription Opiate Litig.*, No. 1:17-md-02804 (N.D. Ohio).
3. All summary judgment filings, proposed findings of fact and law, and expert reports relating to the claims against Allergan that were filed in the matters identified in subsections III.A.1 and III.A.2, together with related exhibits.
4. All documents provided under this provision must be provided in an appropriate electronic format with appropriate metadata.
5. In addition, Allergan shall not object to public disclosure of the following documents, without further redaction: Acquired_Actavis_00000001-Acquired_Actavis_02689490.

B. Information That Allergan May Redact

1. The following categories of information are exempt from public disclosure:

- a. Information subject to trade secret protection. A “trade secret” is information, including a formula, pattern, compilation, program, device, method, technique or process, that (a) derives independent economic value, actual or potential, from not being generally known to the public or to other persons who can obtain economic value from its disclosure and use; and (b) is the subject of efforts that are reasonable under the circumstances to maintain its secrecy. Even if the information falls within the definition, “trade secret” does not include information reflecting sales or promotional strategies, tactics, targeting, or data, or internal communications related to sales or promotion or information in documents dated more than five (5) years before the disclosure required by this section.
- b. Confidential personal information. “Confidential personal information” means individual Social Security or tax identification numbers, personal financial account numbers, passport numbers, driver license numbers, home addresses, home telephone numbers, personal email addresses, and other personally identifiable information protected by law from disclosure. “Confidential personal information” does not include the names of Allergan’s officers, directors, employees, consultants, agents, or attorneys or of prescribers or of officials of a government agency.
- c. Information that is inappropriate for public disclosure because it is subject to personal privacy interests recognized by law (e.g., HIPAA), or contractual rights of third parties that Allergan may not abrogate.
- d. Information regarding Allergan employees’ personal matters unrelated to Allergan, including emails produced by Allergan custodians discussing vacation or sick leave, family, or other personal matters.
- e. Information that is protected by the attorney–client or attorney work product privilege.
- f. Financial documents designated as “Highly Confidential” or “Highly Confidential Information” under Case Management Order No. 2 in *In re Nat’l Prescription Opiate Litig.*, No. 1:17-md-02804 (N.D. Ohio) and produced in response to the April 3, 2019 Ruling Regarding Jurisdictional Discovery on Defendants Allergan, Teva, and Mallinckrodt, including tax returns including all schedules and attachments, policies regarding accounting, and annual reports.

C. Redaction of Documents Containing Protected Information

1. Whenever a document contains information subject to a claim of exemption pursuant to section B, Allergan will provide the document in redacted form. Such redactions must indicate that trade secret and/or private information, as appropriate, has been redacted. Redactions are limited to the minimum redactions possible, consistent with section B.
2. Allergan must provide to each Settling State a log noting each document redacted. The log must also provide fields stating the basis for redacting the document, with sufficient detail to allow an assessment of the merits of the assertion. The log is subject to public disclosure in perpetuity. The log shall be provided by the production deadline.
3. In addition to the redacted documents, Allergan shall, upon any Settling State's request, also produce all documents identified in subsection III.A above in unredacted form to such Settling State at the same time, but only to the extent the document was produced by Allergan in an unredacted form in the underlying litigation, and only for the purpose of permitting a merits assessment and potential challenge of the redaction pursuant to Section IV herein.

D. Public Disclosure Through a Document Repository

1. Each Settling State may publicly disclose all documents covered by this section through a public repository maintained by a governmental, non-profit, or academic institution. Each Settling State may specify the terms of any such repository's use of those documents, including allowing the repository to index and make searchable all documents subject to public disclosure, including the metadata associated with those documents.

E. Timeline for Production

1. Allergan shall produce all documents required by Section A within nine months from the Effective Date.

F. Support Payment

1. Within thirty (30) calendar days of the Effective Date, Allergan will make one-time payments totaling \$1,375,000 to the University of California, San Francisco Foundation (UCSF Foundation) and The Johns Hopkins University, to be used to support a public repository of documents subject to this section.

IV. ENFORCEMENT

- A. For the purposes of resolving disputes with respect to compliance with **Exhibit P**, should any of the Settling States have reason to believe that Allergan has violated a provision of **Exhibit P**, then such Settling State shall notify Allergan in writing of the specific objection, identify with particularity the provisions of **Exhibit P** that

the practice appears to violate, and give Allergan thirty (30) days to respond to the notification (“Response Period”).

- B. Upon receipt of written notice from any of the Settling States, Allergan shall provide a written response to the Settling State’s notification, containing either a statement explaining why Allergan believes it is in compliance with **Exhibit P**, or a detailed explanation of how the alleged violation occurred and a statement explaining how and when Allergan intends to remedy or has remedied the alleged violation. Allergan may request a reasonable amount of additional time to cure any violation through such remedial measures (“Cure Period”) and the Settling State shall not unreasonably withhold approval of such request.
- C. The Settling State may not take any action concerning the alleged violation of **Exhibit P** during the Response and Cure Periods. Nothing shall prevent the Settling State from agreeing in writing to provide Allergan with additional time beyond the thirty (30) days to respond to the notice. However, the Settling State may take any action, including, but not limited to legal action to enforce compliance with the Consent Judgment, without delay if the Settling State believes that a threat to the health or safety of the public requires immediate action.
- D. The Settling State may bring an action against Allergan to enforce the terms of **Exhibit P**, but only after providing Allergan an opportunity to respond to the notification and, if agreed upon, a period to cure any violation, as described above, or within any other period as agreed to by Allergan and the Settling State.
- E. Nothing in this Consent Judgment shall be interpreted to limit any Settling State’s Civil Investigative Demand (“CID”) or investigative subpoena authority, to the extent such authority exists under applicable state law.
- F. Nothing herein shall be construed to exonerate any failure to comply with any provision of **Exhibit P** after the Effective Date, or to compromise the authority of any Settling State to take action for any failure to comply with **Exhibit P**, consistent with this section.

EXHIBIT Q
[Intentionally Omitted]

EXHIBIT R
Agreement on Attorneys' Fees, Costs, and Expenses

This Agreement on Attorneys' Fees, Expenses, and Costs ("Fee Agreement") is entered between Teva, Allergan, and the Plaintiffs' Executive Committee appointed in the multidistrict litigation in the Northern District of Ohio, *In re National Prescription Opiate Litigation*, No. 1:17-md-02804 ("MDL PEC"), in connection with the Teva Global Opioid Settlement Agreement ("Teva Agreement") and the Allergan Public Global Opioid Settlement Agreement ("Allergan Agreement"). This Fee Agreement becomes effective on the Effective Date of the Teva Agreement and Allergan Agreement or the date that the Consent Judgments anticipated under the Teva Agreement and Allergan Agreement become final in 25 Settling States (whichever is later).

I. Definitions

- A. This Fee Agreement incorporates all defined terms in the Teva Agreement and Allergan Agreement, unless otherwise defined herein, and shall be interpreted in a manner consistent with the Teva Agreement and Allergan Agreement.
- B. "*Allergan.*" Allergan Finance, LLC (f/k/a Actavis, Inc., which, in turn, was f/k/a/ Watson Pharmaceuticals, Inc.) and Allergan Limited (f/k/a Allergan plc, which, in turn, was f/k/a Actavis plc). *Allergan* does not include Teva Pharmaceuticals Industries Ltd. ("*Teva Ltd.*"), Teva Pharmaceuticals USA, Inc. ("*Teva USA*"), Cephalon, Inc. ("*Cephalon*"), Actavis LLC (f/k/a Actavis Inc.) ("*Actavis LLC*"), Watson Laboratories, Inc. ("*Watson*"), Actavis Pharma, Inc. (f/k/a Watson Pharma, Inc.) ("*Actavis Pharma*"), Actavis Elizabeth LLC ("*Actavis Elizabeth*"), Actavis Kadian LLC ("*Actavis Kadian*"), Actavis Laboratories FL, Inc. (f/k/a Watson Laboratories, Inc. - Florida) ("*Actavis Labs FL*"), Actavis Laboratories UT, Inc. (f/k/a Watson Laboratories, Inc. - Utah) ("*Actavis Labs UT*"), Actavis Mid Atlantic LLC ("*Actavis Mid*"), Actavis South Atlantic LLC ("*Actavis South*"), Actavis Totowa LLC ("*Actavis Totowa*"), or Anda, Inc. ("*Anda*").
- C. "*Applicant.*" Any Attorney or MDL Participating Counsel who seeks an award of attorneys' fees from the Attorney Fee Fund pursuant to the procedures established by the MDL Court and the Fee Panel.
- D. "*Attorney.*" Any of the following retained through a legal contingency fee or hourly fee contract: a solo practitioner, multi-attorney law firm, or other legal representative of a Participating Subdivision or MDL Participating Counsel. This does not include Subdivision in-house attorneys.
- E. "*Attorney Fee Fund.*" An account consisting of funds allocated to pay attorneys' fees approved pursuant to Section III of this Fee Agreement established by Order of and under the ongoing jurisdiction of the MDL Court, as provided below.
- F. "*Common Benefit.*" Work performed for the benefit of all Participating Subdivisions or Tribal Nations, including, but not limited to, pretrial matters,

discovery, trial preparation, trial, settlement negotiations, and all other work that advances the interests of the Participating Subdivisions.

- G. “*Common Benefit Fund.*” The sub fund of the Attorney Fee Fund described in subsection III.E.
- H. “*Contingency Fee Fund.*” The sub fund of the Attorney Fee Fund described in subsection III.F.
- I. “*Cost and Expense Fund Administrator.*” The administrator appointed by the MDL Court on August 12, 2021 (MDL Docket No. 3828), to administer the Cost Fund and its sub funds as provided in the Fee Agreement.
- J. “*Court Common Benefit Fund.*” The Common Benefit Fund established by the MDL Court in its orders of July 22, 2021, MDL Docket No. 3794, and May 9, 2022, MDL Docket No. 4428.
- K. “*Fee Entitlement.*” Any right, entitlement, or expectation, including but not limited to a fee contract, contingent fee contract, agreement, referral arrangement, co-counsel arrangement, State Back-Stop agreement, or any other arrangement by which counsel could receive compensation or other consideration. For the avoidance of doubt, the scope of Fee Entitlement under subparagraph III.G.3.a does not include any Attorneys’ fees associated with representation of a State.
- L. “*Fee Panel.*” The three-person panel appointed by the MDL Court on August 12, 2021 (MDL Docket No. 3828), to administer and make recommendations for the allocation and distribution of the Attorney Fee Fund and its sub funds as provided in the Fee Agreement.
- M. “*Later Litigating State.*” A State that first files a lawsuit bringing a Released Claim against a Released Entity after the Preliminary Agreement Date.
- N. “*MDL Court.*” United States District Court for the Northern District of Ohio Eastern Division, Case No. 1:17-md-02804, Judge Dan Aaron Polster.
- O. “*MDL Direct Cost Fund.*” The cost fund described in subparagraph II.A.3.a below.
- P. “*MDL Participating Counsel.*” MDL Participating Counsel includes an attorney or firm authorized by MDL 2804 Lead Counsel to perform work for the Common Benefit of Participating Subdivisions. By way of example, it would include insurance counsel and appellant counsel.
- Q. “*MDL PEC.*” The Plaintiffs’ Executive Committee appointed by the MDL Court.
- R. “*Non-Participating Litigating Subdivision.*” A Litigating Subdivision that is not a Participating Subdivision.
- S. “*Non-Participating State.*” A State that is not a Participating State.

- T. *“Participating Litigating Subdivision.”* A Litigating Subdivision that is also a Participating Subdivision.
- U. *“Participation Agreement.”* An agreement executed by an Attorney that acknowledges the obligation to pay an appropriate MDL Common Benefit Assessment.
- V. *“Qualified Tribal Representation.”* Representation by an attorney of a Participating Tribal Government regarding Released Claims against Released Entities. Such counsel are eligible for Common Benefit Fee consideration. The Teva Tribal Global Settlement and the Allergan Tribal Global Settlement will provide for the contribution to the Common Benefit Fund as determined by the MDL Court.
- W. *“Qualifying Representation.”* Legal services provided for representation of the MDL PEC or Participating Litigating Subdivision regarding Released Claims against Released Entities.
- X. *“State Back-Stop Agreement.”* Any agreement by a Settling State and private counsel for Participating Subdivisions in that State (or legislation enacted in that State) to provide, adjust, or guarantee attorneys’ fees and costs, whether from the Attorney Fee Fund or any other source recognized in the agreement or legislation.¹
- Y. *“Subdivision Cost and Expense Fund.”* The fund created to pay approved Subdivision and Tribal Nations costs and expenses as set forth in subparagraph II.A.3.b.
- Z. *“Teva”* means (i) Teva Pharmaceutical Industries Ltd. and (ii) all of its respective past and present direct or indirect parents, subsidiaries, divisions, affiliates, joint ventures, predecessors, successors, assigns, including but not limited to Teva Pharmaceuticals USA, Inc., the Actavis Generic Entities, and Anda Inc.

II. MDL Direct Cost Fund and Subdivision Cost and Expense Fund (“Cost Fund”)

- A. The total Cost Fund shall be \$30 million dollars funded as set forth below.
 - 1. Total cost to be paid by Teva in each of the relevant Payment Years² under this Agreement shall be up to the following amounts, subject to the provisions set forth below:

	Cost Fund
--	-----------

¹ Nothing herein shall be understood to indicate approval for additional State Back-Stop Agreements or modifications of existing State Back-Stop Agreements.

² Payment Year shall have the same meaning for Teva as set forth in the Teva Agreement and Teva Exhibits M-1 and M-3. Payment Year shall carry the same definition for Allergan as set forth in the Allergan Agreement and Allergan Exhibits M-1 and M-2.

Payment Year 1	\$9,000,000.00
Payment Year 2	\$9,000,000.00

2. Total cost to be paid by Allergan in each of the relevant Payment Years under this Agreement shall be up to the following amounts, subject to the provisions set forth below:

	Cost Fund
Payment Year 1	\$6,000,000.00
Payment Year 2	\$6,000,000.00

3. The Cost Fund shall be split into the MDL Direct Cost Fund and the Subdivision Cost and Expense Fund.
- a. The MDL Direct Cost Fund shall be Seven Million Five Hundred Thousand Dollars (\$7,500,000), payable 50% in Year One, and 50% in Year Two. The MDL Direct Cost Fund shall make payment without any delay to reimburse the MDL PEC for an agreed-to portion of the expenses incurred, provided the costs have been approved by the Cost and Expense Fund Administrator appointed by the Court. The MDL Direct Cost Fund will be paid directly to the MDL Opiate Capital Account. The Cost and Expense Fund Administrator may include costs incurred by the MDL PEC in furtherance of litigation, mediation, implementation, and management of the Settlements.
 - b. The Subdivision Cost and Expense Fund shall be Twenty-Two Million Five Hundred Thousand Dollars (\$22,500,000), payable 50% in Year One and 50% in Year Two.
 - c. It is the intention of the Parties that the Cost Fund shall be administered by the Cost Fund and Expense Fund Administrator (MDL Docket No. 3828), who will be governed by the provisions of this Agreement and shall design the process and procedures for the allocation of costs pursuant to this Agreement and the MDL Court's Order.
 - d. The costs of the Cost and Expense Fund Administrator shall be paid from the Cost Fund and allocated by the Cost and Expense Fund Administrator between the MDL Direct Cost Fund and the

Subdivision Cost and Expense Fund to fairly charge each fund the cost incurred in implementing and supervising the specific fund.

- e. The Cost and Expense Fund Administrator shall set the process and procedures for submission of and criteria for applications for payment of Subdivisions' and Tribal Nations' costs and expenses. The Cost and Expense Fund Administrator shall receive and evaluate applications from Participating Litigating Subdivisions and litigating Tribal Nations, whether filed in Federal Court or State Court, to seek reimbursement for eligible costs in pursuit of claims against Allergan or Teva. The process shall require a showing that the costs or expenses sought were reasonably incurred in furtherance of active litigation of a designated state or federal bellwether trial-set case, or Common Benefit. The Cost and Expense Fund Administrator shall require transparency from all applicants as to any other sources for compensating Attorneys for Subdivisions and Tribal Nations for costs incurred. If funds remain after the reimbursement of approved out-of-pocket costs, the Cost and Expense Fund Administrator may consider reasonable and appropriate payment for client time, costs, or expenses incurred by recognized trial bellwether plaintiffs. At the conclusion of the process, any funds not allocated by the Cost and Expense Fund Administrator shall be transferred to the Common Benefit Fund established in this **Exhibit R**.

- 4. In the event that States and Subdivisions enter into an additional global settlement with a party or parties other than Teva or Allergan that is (a) under the jurisdiction of the MDL Court in MDL No. 2804, (b) creates a separate cost fund, and (c) unless the parties agree to another date, such agreement has an effective date prior to June 30, 2023, the Cost and Expense Fund Administrator shall have the authority to aggregate the Cost Fund with the cost fund created under that global settlement agreement. The Cost and Expense Fund Administrator shall have the authority to address the appropriate procedures and required information to allow the costs to be funded from the appropriate cost fund or shared by two or more cost funds.

III. Attorney Fee Fund

- A. An Attorney Fee Fund shall be paid in the following amounts and years:

	Teva Shall Pay	Allergan Shall Pay
Payment Year 1	\$ 46,215,837.93	\$ 40,778,855.53
Payment Year 2	\$ 46,215,837.93	\$ 40,778,855.53
Payment Year 3	\$ 55,215,837.92	\$ 46,778,855.53

Payment Year 4	\$ 55,215,837.92	\$ 46,778,855.53
Payment Year 5	\$ 55,215,837.92	\$ 0.00
Payment Year 6	\$ 55,215,837.92	\$ 0.00

B. The Attorney Fee Fund shall consist of the Contingency Fee Fund and the Common Benefit Fund.

2. It is the intention of the Parties that the Contingency Fee Fund and the Common Benefit Fund shall be administered by the Fee Panel (MDL Docket No. 3828), which will be governed by the provisions of this Fee Agreement and shall design the process and procedures for the allocation of fees pursuant to this Fee Agreement and the MDL Court’s Order.

C. The fees to be paid under this Fee Agreement are available for Attorneys engaged in Qualifying Representations and Qualified Tribal Representations only. Fees to be paid under this Fee Agreement are not available prior to the Effective Date of the Teva Agreement and Allergan Agreement or if the Teva Agreement does not proceed past Teva’s determination in **subsection XI.A** of the Teva Agreement or if the Allergan Agreement does not proceed past Allergan’s determination in **subsection X.A** of the Allergan Agreement. Fees to be paid under this Fee Agreement are not available for representation of States, Non-Participating Subdivisions or Non-Litigating Subdivisions and are not available for representation of private hospitals, third-party payors, NAS claimants, personal injury/wrongful death claimants, or any entity other than Participating Litigating Subdivisions. In addition, fees under this Fee Agreement are not available for representation of any individual or entity in matters other than those claims against Released Entities, but may include a reasonable share of representations that involve development of facts for pursuit of opioid-related claims against multiple defendants in the pharmacy, manufacturing, and distribution chain.

D. *Attorney Fee Fund and Sub Funds.*

1. There shall be a split of the Attorney Fee Fund into the Contingency Fee Fund and the Common Benefit Fund. The split shall be 40% to the Contingency Fee Fund and 60% to the Common Benefit Fund.

2. In no event shall Teva or Allergan be required to pay more into the Attorney Fee Fund in any Payment Year than the maximum amount specified for that Payment Year in subsection III.A., which amounts are reflected in **Exhibit M** to the Teva Agreement and Allergan Agreement. The amounts allocated to the Contingency Fee Fund and the Common Benefit Fund set by the Fee Panel shall be subject to the reductions and offsets set forth below.

3. Awards of fees from the Contingency Fee Fund shall be available to Attorneys with Qualifying Representations of Participating Litigating Subdivisions eligible to receive an allocation under the Teva Agreement and Allergan Agreement, as set forth in **Exhibits F-2** and **G** to the Teva Agreement and **Exhibits F** and **G** to the Allergan Agreement, and shall be made applying the Mathematical Model attached as Exhibit "A" to this Fee Agreement. The collection of the data and calculations for the Mathematical Model has been a cooperative effort among private counsel for a large number of Litigating Subdivisions. The analysis has been spearheaded by Joseph Tann and Andrew Arnold. The Fee Panel is encouraged to continue working with those counsel in application of the Model. The Fee Panel shall oversee the application of the Model and resolve any questions or disputes concerning the eligibility of a Counsel to participate as required in subsection III.G. The Panel is empowered to hear disputes concerning and ensure the accuracy of the mathematical calculation.
4. As to awards from the Contingency Fee Fund, there shall be no right of appeal.
5. Any appeal of an award of the Fee Panel from the Common Benefit Fund will be made to the MDL Court and be reviewed under an abuse of discretion standard.

E. Common Benefit Fund (60% of the Attorney Fee Fund).

1. Funds in the Attorney Fee Fund shall be allocated to the Common Benefit Fund according to the schedule set forth below, subject to the adjustments described in paragraph III.E.6. The payments are to be made on the following yearly schedule, subject to the adjustments set forth below:

	Teva Shall Pay	Allergan Shall Pay
Payment Year 1	\$ 27,729,502.76	\$ 24,467,313.32
Payment Year 2	\$ 27,729,502.76	\$ 24,467,313.32
Payment Year 3	\$ 33,129,502.75	\$ 28,067,313.32
Payment Year 4	\$ 33,129,502.75	\$ 28,067,313.32
Payment Year 5	\$ 33,129,502.75	\$ 0.00
Payment Year 6	\$ 33,129,502.75	\$ 0.00

2. The Common Benefit Fund shall be available to compensate Attorneys engaged in Qualifying Representations of Participating Litigating

Subdivisions and Qualified Tribal Representation of Tribal Participating Governments who:

- a. have performed work for the Common Benefit of all Participating Subdivisions and/or Tribal Nations consistent with the provisions to the guidelines established by Judge Polster set forth in MDL 2804 and the May 1, 2018 Order, under docket number 358, which is incorporated herein by reference; and
 - b. satisfy the eligibility criteria set forth in subsection III.G.
3. For purposes of Common Benefit Fund distribution, Attorneys representing Tribal Nations litigating against Teva or Allergan have also reached a settlement for Released Claims with Teva and Allergan. These settlements shall be the subject of separate agreements with Teva and Allergan. Attorneys representing Tribal Nations are eligible for Common Benefit consideration, provided such agreements with Teva and Allergan become effective under their terms. Such Attorneys must meet the eligibility criteria in subsection III.G.
4. For purposes of Common Benefit Fund distribution, MDL Participating Counsel not engaged in Qualifying Representations of Participating Litigating Subdivisions but who performed work for the Common Benefit pursuant to authorization from the MDL Co-Leads and meet the eligibility criteria in subsection III.G shall be eligible.
5. The Common Benefit Fund shall be overseen by the Fee Panel, which shall determine the allocation of funds to eligible Attorneys consistent with this Fee Agreement and the May 1, 2018 Order.
6. In assessing the benefits that an Applicant has conferred to Participating Subdivisions (including non-Litigating Subdivisions) and/or Tribes for purposes of any compensation decision, the Fee Panel shall give significant weight to the extent to which (i) the Applicant and his or her clients have contributed to increasing (or reducing) the Initial Participation in the Teva Agreement or the Allergan Agreement, and (ii) the Applicant and his or her clients have contributed to increasing (or reducing) the amounts achieved under Incentive Payments A-D through participation in the Teva Agreement, including the Teva Tribal Agreement, or the Allergan Agreement, including the Allergan Tribal Agreement. The Fee Panel shall also consider additional fee recoveries the Applicant may potentially obtain, including, but not limited to, from attorney fee funds under other settlement agreements, State Back-Stop Agreements, representations of States or Tribal Nations, representations of other clients in opioids-related matters, or through the representation of Subdivision clients, whether they participated in the Teva Agreement or Allergan Agreement or not. It is the intent of this provision to recognize that the goal of the Teva Agreement

and Allergan Agreement is to provide for maximum participation by the Subdivisions, maximum abatement funding for all Subdivisions nationally, and the maximum peace for Released Entities. Therefore, representing one or more Non-Participating States or Non-Participating Subdivisions does not further the goal of the Teva Agreement or Allergan Agreement, and should not be considered Common Benefit because it does not increase funds available to Participating Subdivisions' abatement programs. Representing one or more Later Litigating States or Later Litigating Subdivisions is antithetical to the Teva Settlement and the Allergan Agreement and detracts from Common Benefit. The Fee Panel shall consider this concept of "common detriment" set forth in this paragraph in all of its decision making with respect to the allocation of the Attorney Fee Fund among Applicants, as well as, in its discretion, any offsets provided to Teva or Allergan as set forth in subsection III.H. The Fee Panel shall consider the totality of the Applicant's Participating Litigating Subdivisions as compared to the Applicant's Non-Participating Litigating Subdivisions; the Parties recognize that, although the goal is for 100% participation, Applicants with a greater number of clients have a greater probability of having one or more Non-Participating Litigating Subdivisions. As used in this paragraph, "client" or "representing" a Subdivision shall include any Litigating Subdivision as to which the Applicant has a Fee Entitlement.

7. As set forth in subsection III.H, the Fee Panel must consider the factors described in paragraph III.E.6 to determine how and whether to reduce the amounts to be paid by Teva or Allergan under this Fee Agreement and to determine how to allocate funds among Applicants. They may also, at their discretion, consider other factors. Any reduction in payment obligation or credit to be given Teva or Allergan in this Fee Agreement shall be applied against the last Payment Year for that defendant and working backwards. Any reduction to an Applicant not credited to Teva or Allergan shall be allocated to attorneys whose Litigating Subdivision clients participated in the settlement by the Initial Participation Date.
8. The MDL PEC will seek, and the Attorneys General for Settling States, Teva, and Allergan, will not oppose, a Common Benefit Fee Order requiring an assessment of 7.5% on the gross recovery (by judgment or settlement) of any Non-Participating Subdivision that is subject to the federal court jurisdiction, represented by a MDL PEC firm, represented by any Attorney receiving fees from the Common Benefit Fund, represented by any Attorney that signed a Participation Agreement or paid in a case otherwise under the jurisdiction of the MDL Court.
9. If Teva and Allergan agree to go forward with their respective Agreements under subsections [XI.A and X.A] of their respective Agreements, they shall pay the full Common Benefit (60%) Fee into the Common Benefit Fund without regard to the number of Settling States or Participating Subdivisions. Should Teva and/or Allergan pay a judgment to, or settle

with, a Non-Participating State or a Non-Participating Litigating Subdivision subsequent to the Reference Date, and such settlement or judgment results in a common benefit fee assessment paid into the Common Benefit Fund or the Court Common Benefit Fund, the following shall apply:

- a. Teva or Allergan shall be credited dollar-for-dollar for the amount paid for the fee assessment up to 7.5% of the abatement amount derived from the application of the State Global Allocation Percentage as set forth in **Exhibit F-1** or the abatement amount derived from the application of the Subdivision and Special District Allocation Percentage as set forth in **Exhibit G** that the Non-Participating State or Non-Participating Litigating Subdivision would have received if it had participated in the Settlement Agreement;
- b. Except as set forth below in subparagraph III.E.9.c, for any settlement or judgment that meets the requirements of paragraph III.E.9 that exceeds the abatement amount derived from the application of the State Global Allocation Percentage as set forth in **Exhibit F-1** or the abatement amount derived from the application of the Subdivision and Special District Allocation Percentage as set forth in **Exhibit G**, no credits shall be taken against Teva or Allergan's obligation to make payments into the Common Benefit Fund for that portion of the settlement or judgment in excess of the abatement amount derived from the application of the State Global Allocation Percentage as set forth in **Exhibit F-1** or the abatement amount derived from the application of the Subdivision and Special District Allocation Percentage as set forth in **Exhibit G**;
- c. For any settlement or judgment that meets the requirements of paragraph III.E.9 that exceeds the abatement amount derived from the application of the State Global Allocation Percentage as set forth in **Exhibit F-1** or the abatement amount derived from the application of the Subdivision and Special District Allocation Percentage as set forth in **Exhibit G** that the Later Litigating State or Later Litigating Subdivision would have received if it had participated in the Settlement Agreement, where the Later Litigating State or Later Litigating Subdivision is represented by any member of the MDL PEC or that member's law firm, Teva or Allergan shall be credited dollar-for-dollar for the full amount of the 7.5% common benefit fee assessment paid into the Common Benefit Fund or the Court Common Benefit Fund;
- d. If a credit is made to Allergan or Teva pursuant to subparagraph III.E.9.c., then that amount shall be calculated as a direct reduction to any common benefit fee award made under this Fee Agreement

to the MDL PEC firm(s) that represented the Later Litigating State or Later Litigating Subdivision;

- e. Any credits shall be taken first against Teva’s or Allergan’s payment to the Common Benefit Fund in Teva’s or Allergan’s respective final Payment Year as set forth in paragraph III.E.1 (for Teva Year 6; for Allergan Year 4), up to the full amount of Teva’s or Allergan’s final year payment obligation, then from the next-to-final Payment Year’s payment obligation, and so on;
- f. Teva and Allergan shall not be entitled to any credits against the Common Benefit Fund for settlements or judgments paid after Teva’s or Allergan’s final fee Payment Year.

F. Contingency Fee Fund (40% of the Attorney Fee Fund).

- 1. Funds from the Attorney Fee Fund shall be allocated to the Contingency Fee Fund on the following yearly schedule, subject to the adjustments set forth below:

	Teva Shall Pay	Allergan Shall Pay
Payment Year 1	\$ 18,486,335.17	\$ 16,311,542.21
Payment Year 2	\$ 18,486,335.17	\$ 16,311,542.21
Payment Year 3	\$ 22,086,335.17	\$ 18,711,542.21
Payment Year 4	\$ 22,086,335.17	\$ 18,711,542.21
Payment Year 5	\$ 22,086,335.17	\$ 0.00
Payment Year 6	\$ 22,086,335.17	\$ 0.00

- 2. The Contingency Fee Fund shall be available to compensate Attorneys engaged in Qualifying Representations of Participating Litigating Subdivisions that meet the criteria set forth in subsection III.G.
 - a. The Contingency Fee Fund shall be available to Attorneys who represent Litigating Subdivisions that are Participating Subdivisions, whether their actions are filed in state or federal court, and meet the eligibility criteria of subsection III.G.
 - b. Participation in the Contingency Fee Fund by counsel that have a case that is not subject to the jurisdiction of the MDL Court shall not create, provide, or waive jurisdiction of the MDL Court over that Litigating Subdivision, that case or Attorneys, other than to oversee

the fairness of the distribution process, and enforcement of this Fee Agreement.

- c. Under the terms of the Teva Agreement and Allergan Agreement Litigating Subdivisions must become a Participating Litigating Subdivision under both Agreements to be eligible to participate. Therefore, **Exhibit R** applies jointly to Teva and Allergan with the Attorneys' Fee Fund and MDL Cost Fund to include the combined payment from Teva and Allergan.
3. Teva and/or Allergan shall each be entitled to a pro-rata reduction to their own portion of the Contingency Fee Fund payment(s) in accordance with subsection III.F.4., unless, by the Payment Date for the Initial Year Payment, (i) 41 states are Settling States for Teva or 43 states are Settling States for Allergan, (ii) 98% of all Litigating Subdivisions are Participating Subdivisions and/or Subdivisions Subject to a Bar, Case-Specific Resolution, and, (iii) 97% of all Non-Litigating Subdivisions with Populations over 10,000 as listed in **Exhibit I** are Participating Subdivisions and/or Subdivisions Subject to a Bar, Case-Specific Resolution, in which case no offset shall be applied.
4. If the participation conditions in paragraph III.F.3 are not met, then the amounts owed by Teva and/or Allergan to the Contingency Fee Fund shall be reduced as follows:
 - a. For Non-Settling States, the Contingency Fee Fund payments shall first be reduced by the amounts identified by the Fee Panel, pursuant to paragraph III.H.7, that would have been owed to counsel for Litigating Subdivisions in Non-Settling States, had those States and those Litigating Subdivisions been Settling States and Participating Subdivisions.
 - b. Following the calculation in subparagraph III.F.4.a., the Contingency Fee Fund payments shall be reduced to reflect the non-jointer of Litigating Subdivisions in Settling States by subtracting the amounts identified by the Fee Panel, pursuant to paragraph III.H.7, that would have been owed to counsel for Non-Participating Litigating Subdivisions in Settling States had such Litigating Subdivisions been Participating Subdivisions.
5. In the event that after the date of the Settlement Agreement Teva, prior to the Effective Date of the Teva Agreement, or Allergan, prior to the Effective Date of the Allergan Agreement, settles with any Litigating Subdivision that would have been eligible to participate in the defendant's Agreement, and, under such settlement agreement pays attorneys' fees, the Fee Panel shall treat those Litigating Subdivisions as Participating Litigating Subdivisions and, applying the same criteria applicable to all Attorneys for Participating

Litigating Subdivisions, determine what amount they would have been paid from the Contingency Fee Fund if they had become Participating Subdivisions under the Teva Agreement or the Allergan Agreement without such prior settlement. That sum, rather than being paid to the Attorney for the previously settling Litigating Subdivision, shall be credited and/or returned to Teva or Allergan as if determined under (a)(ii) above, except that such credit shall not be greater than the amount paid to the Attorneys under the Litigating Subdivision's prior settlement agreement and credits apply equally over the Fee Payment Years.

6. During the period between the Preliminary Agreement Date and the Effective Date, the MDL PEC, as well as Litigating Subdivisions' Attorneys, shall make best efforts to cease litigation activity against Teva and Allergan, including by jointly seeking stays or severance of claims against Teva and Allergan, where feasible, or postponements if a motion to stay or sever is not feasible or is denied, so long as such actions are not otherwise detrimental to the Litigating Subdivision.

G. Eligibility.

1. It is the intention of all parties participating in the Fee Panel process that there should be total transparency to the Fee Panel and to all fund participants. In connection with the process to be developed by the Fee Panel, any and all monies in attorney's fees received or awarded, including prior or future Contingency Fees, Common Benefit Fees, referral fees, expenses paid, promises for payment, or any other Fee Entitlement, to any Applicant in any opioid litigation shall be disclosed to the Fee Panel as a condition of participating in the Attorney Fee Fund and prior to an award from the Fee Panel. Any payment, expectation of payment or perceived entitlement to participate in a State Back-Stop Agreement or any other agreement reached with a Settling State or any Subdivision or any other source regarding payment of fees must be disclosed to the Fee Panel. Similarly, any right to payment from any other fund, for example a fund for payment to lawyers representing Settling States or Tribal Nations or Subdivisions shall be disclosed to the Fee Panel. Because it is anticipated that there will be multiple firms listed on contingent fee agreements with Litigating Subdivisions, the Fee Panel shall establish procedures, with input from Attorneys for Participating Litigating Subdivisions, for who should petition for fees from such groups and to whom the fee shall be paid and thereafter distributed to co-counsel in accordance with applicable agreements. For the avoidance of doubt, all Attorneys that are part of such groups must meet the eligibility criteria in paragraph III.G.3, must be subject to the criteria set forth in subsection III.C, and must be disclosed to the Fee Panel.
2. An Applicant may apply for and recover attorneys' fees from the Common Benefit Fund, the Contingency Fee Fund, and any fund created by a pastor

future State Back-Stop Agreement, provided the Applicant satisfies the requirements relevant to each such fund and requirements for disclosure to the Fee Panel.

3. An Attorney may not receive any payment from the Attorney Fee Fund (which includes both the Contingency Fee Fund and the Common Benefit Fund) unless the following eligibility criteria are met and annually certified by the Attorney:
 - a. The Attorney must expressly waive the enforcement against the Litigating Subdivision client of all Fee Entitlements (other than under State Back-Stop Agreements) arising out of or related to any or all Qualifying Representations of any Participating Litigating Subdivision prior to applying for attorneys' fees from the Attorney Fee Fund. All applications for attorneys' fees under this Fee Agreement shall include an affirmation by the Attorney of such waiver and notice to the client(s) of such waiver. Such waiver shall not preclude the Attorney from submitting such Fee Entitlements to the Fee Panel as a factor for consideration in allocating payments from the Attorney Fee Fund or in connection with a State Back-Stop Agreement. For the avoidance of doubt, no Attorney may recover fees under this Fee Agreement unless the Attorney expressly agrees not to enforce Fee Entitlements as to each and every Participating Litigating Subdivision represented by that Attorney, but such Attorneys may participate in and receive funds from a State Back-Stop Agreement.
 - b. The Attorney must represent that s/he has no present intent to represent or participate in the representation of any Later Litigating Subdivision or Later Litigating State with respect to Released Claims against Released Entities.
 - c. The Attorney must represent that s/he has not and will not engage in any advertising or solicitation related to Released Claims against Released Entities where such advertising or solicitation relates to a representation of a Subdivision eligible to be a Participating Subdivision after the Reference Date unless the Attorney is recommending participation in the Agreement.
 - d. The Attorney must represent s/he will not charge or accept any referral fees for any Released Claims brought against Released Entities by Later Litigating Subdivisions or Later Litigating States. This representation shall not prohibit Attorneys from receiving allocated shares of any future common benefit assessments arising out of settlements or judgments with Later Litigating Subdivisions or Later Litigating States that are the result of the MDL Court's Common Benefit order.

- e. The Attorney may not have and must represent that s/he does not have a Fee Entitlement related to a Later Litigating Subdivision or Later Litigating State, other than a potential Common Benefit Fee.
 - f. The Attorney must fully disclose the participation, or the anticipation of participation, in any agreement with a Settling State or Participating Subdivision concerning fees arising out of or related to the Teva Agreement or Allergan Agreement, including any fees paid or anticipated to be paid or any State Back-Stop Agreement.
 - g. The Attorney must identify for the Fee Panel whether s/he utilized state litigation work product or MDL work product, including but not limited to ARCOS data, document repositories, experts developed in the MDL, trial transcripts, or deposition transcripts. The Attorney must identify whether s/he signed the MDL Participation Agreement.
 - h. Any Attorney who applies for fees from one or both Funds must represent that, having exercised his/her independent judgment, s/he believes the Teva Agreement and the Allergan Agreement to be fair and will make or has made best efforts to recommend both Agreements to his or her Subdivision clients in Settling States. For avoidance of doubt, each Attorney is expected to exercise his or her independent judgment in the best interest of each client individually before determining whether to recommend joining the settlement. All applications for attorneys' fees or costs under this subsection shall include an affirmation by the Attorney in compliance with the foregoing subparagraphs.
4. No Attorney receiving fees under this Fee Agreement may apply for or recover from the Attorney Fee Fund fees arising from representing a Non-Participating Subdivision except Common Benefit Fees as described in paragraph III.E.2. All applications for attorneys' fees under this subsection shall include an affirmation by the Attorney of compliance with this paragraph.
 5. An Attorney who has filed an application under this subsection and received an award of attorneys' fees shall provide a certification of compliance with the requirements of this Fee Agreement annually during the years upon which they are still entitled to receive attorneys' fee payments under this Agreement. This certification will be done as directed by the Panel.
 6. If, at any time, the Attorney is unable to make the representations set forth in this subsection, such representations become untrue, or the Attorney falsely represents compliance with the eligibility criteria, the Attorney shall cease to be eligible to receive funds from the Attorney Fee Fund until further

review by the Fee Panel of the Attorney's eligibility under and compliance with this subsection.

7. If an Attorney has a Fee Entitlement with a Later Litigating Subdivision or Later Litigating State or otherwise becomes unable to reaffirm compliance with the eligibility criteria set forth above, the Attorney shall notify the Fee Panel. For the avoidance of doubt, any Attorney who undertakes any new representation of, or has a Fee Entitlement with, a Later Litigating Subdivision or Later Litigating State shall be prohibited from receiving any future funds from the Attorney Fee Fund. If an Attorney fails to notify the Fee Panel of such Fee Entitlement with a Later Litigating Subdivision or Later Litigating State, the Attorney shall be required to refund amounts previously paid. The Fee Panel shall notify Teva and Allergan when it receives notification.
8. To the extent an Attorney who has received compensation from the Attorney Fee Fund based on Qualifying Representations of Participating Litigating Subdivisions under the Teva Agreement or the Allergan Agreement, represents a Later Litigating Subdivision or Later Litigating State, such Attorney shall be obligated to refund such amounts received as compensation from the Attorney Fee Fund to Teva or Allergan. Teva, Allergan, or such Attorney may bring any dispute as to whether such Attorney shall be obligated to refund such amounts received from the Attorney Fee Fund to Allergan or Teva to the Fee Panel. Nothing herein shall require a multi-attorney law firm that has received compensation from the Attorney Fee Fund to refund such amounts if an attorney of the firm that is no longer affiliated with such law firm, after such departure, represents a Later Litigating Subdivision or Later Litigating State, provided that (a) neither the law firm nor any of its other attorneys have any contractual or financial arrangement regarding, stand to benefit directly or indirectly from, or directly or indirectly provide financial or other support of any kind to, the former attorney's representation of the Later Litigating Subdivision or Later Litigating State and (b) if the former attorney was a partner or owner of the multi-attorney law firm at the time that the law firm received compensation from the Attorney Fee Fund, the former attorney shall be obligated to refund such amounts as the former attorney earned as a result of the compensation that the law firm received from the Attorney Fee Fund.
9. In the event that an Attorney is deemed ineligible by the Fee Panel (whether based on its initial application or subsequent recertification), the Fee Panel shall provide notice to the Attorney and give the Attorney 30 days to provide additional information such that the Fee Panel could re-consider the Attorney's eligibility.
10. To the extent that an Attorney has a Fee Entitlement with a Participating Subdivision and is authorized to bring Released Claims against Released Entities, but such authorization is, in scope, less broad than the category of

Released Claims set forth in the Teva Agreement or Allergan Agreement, such Attorney may participate fully in both the Contingency Fee Fund and the Common Benefit Fund, without any reduction imposed by the Fee Panel due to the scope of the authorization, so long as the Participating Subdivision fully releases all Released Claims against Released Entities.

11. Attorneys applying to the Attorney Fee Fund knowingly and expressly agree to be bound by the decisions of the Fee Panel, subject to the limited appeal rights set forth in this Fee Agreement, and waive the ability to assert the lack of enforceability of the allocation reached through the procedures outlined herein.
12. Applicants are under an ongoing obligation to inform the Fee Panel in writing of any additional fees earned, expected, or received related to any Opioid litigation throughout the period of the Fee Panel's operation.

H. Calculation of Amounts Due.

1. The Fee Panel shall be solely responsible for determining the amount of fees to be paid to each Applicant. None of the Released Entities shall have any responsibility, obligation, or liability of any kind whatsoever with respect to how attorneys' fees are calculated under this subsection, except that the Fee Panel may receive information from Teva or Allergan as to (a) the identity of Participating, Non-Participating, Litigating, Later Litigating, and Non-Litigating Subdivisions; (b) the impact of non-participation by a Litigating Subdivision as is relevant to the Fee Panel's determination in paragraph III.E.6; and (c) such other information as Teva or Allergan may voluntarily elect to provide.
2. The Fee Panel shall establish procedures for making determinations under this Fee Agreement consistent with this Fee Agreement and orders of the MDL Court. Such procedures may include submission of documentary and/or other evidence, interviews with Applicants and/or other counsel (including counsel for Teva and Allergan) that the Fee Panel deems appropriate, and/or other means of creating a record upon which fee awards will be based.
3. In making determinations under this Fee Agreement, the Fee Panel must apply the eligibility criteria set forth in subsection III.G of this Fee Agreement and the criteria set forth in paragraph III.E.2. In addition, the Fee Panel will give consideration in regard to Common Benefit Fund awards to the *Johnson* factors, as well as the following factors (which factors may be applied and given relative weight in the Fee Panel's discretion):
 - a. The Applicant's contemporaneously recorded time and labor dedicated to Qualifying Representations along with the Applicant's

financial commitment to such Qualifying Representations. Claimed “time” will not be automatically accepted by the Fee Panel but will be critically reviewed and given substantially more weight and consideration if such time was subject to the audit process described in any Pretrial Order(s) governing the collection of common benefit time;

- b. The novelty, time, and complexity of the Qualifying Representations;
- c. The skill requisite to perform legal services properly and undesirability of the case;
- d. The preclusion of other employment by the Applicant due to time dedicated to Qualifying Representations;
- e. The Common Benefit, if any, alleged to have been conferred by the Applicant and whether such Common Benefit work product by that Applicant was used by others in parallel litigations against Released Entities whether within or outside the MDL, provided that any Applicant claiming that s/he substantially benefited cases other than those in which s/he entered an appearance as counsel must substantiate such claims by proffering factual support, such as proper supporting affidavits or other documents as determined by the Fee Panel with input from Attorneys for Participating Litigating Subdivisions;
- f. Any “common detriment,” as set forth in paragraph III.E.6.
- g. Any contingent fee agreement or other Fee Entitlement with Participating Subdivisions, enforcement of which, except for State Back-Stop Agreements, are waived in conjunction with the application, the nature and extent of any work for those Participating Subdivisions, whether such Participating Subdivisions actively litigated and, if so, the nature and procedural history of such case(s);
- h. The experience, reputation, and ability of the Applicant;
- i. Whether the Applicant’s clients brought Released Claims against Released Entities;
- j. The status of discovery in cases primarily handled by the Applicant;
- k. The nature of any work by the Applicant on “bellwether” cases or cases that were similarly active in litigation;

- l. Any pressure points successfully asserted by the Applicant in cases against Teva or Allergan or any risk for Teva or Allergan created by the Applicant in cases against them;
- m. Any risk for defendants created by Applicants in cases against Teva or Allergan;
- n. Successful and unsuccessful motion practice in cases worked on by the Applicant;
- o. The date of filing of any cases filed by the Applicant;
- p. Obtaining consolidation of the litigation in the Applicant's jurisdiction;
- q. The number and population of entities represented by the Applicant and the fees that would have been awarded under extinguished contingent fee arrangements;
- r. Whether the Applicant's clients brought claims against Teva or Allergan;
- s. Whether the Applicant has had a leadership role in the litigation, whether in state or federal court;
- t. Whether the Applicant has had a leadership role in any negotiations aimed at resolving the litigation;
- u. Whether the Applicant's cases have survived motions to dismiss;
- v. The extent to which the Applicant contributed to the work product used for the common benefit of opioids litigants, including, without limitation, work on ARCOS data, Prescription Data Monitoring Programs, IQVIA data, depositions, document production and analysis experts, motions, briefs and pleadings, trial preparations, and trials;
- w. The extent to which litigation was done prior to and contributed to completion of settlement negotiations, as distinct from litigation that was done litigating after the announcement of the Teva Agreement or Allergan Agreement, such latter litigation both being of less value and potentially resulting a common detriment to the settlement process; and
- x. Any other factors that the Fee Panel finds to be appropriate to consider after input from Applicants to the Attorney Fee Fund.

4. In the event that States and Subdivisions enter into an additional global settlement with a party or parties other than Teva or Allergan that is (a) under the jurisdiction of the MDL Court in MDL No. 2804, (b) creates a separate common benefit fund to be administered by the Fee Panel, and (c) unless the parties agree to another date, such agreement has an effective date prior to June 30, 2023, the Fee Panel may:
 - a. Consolidate the Common Benefit approval process to include evaluation of all Common Benefit Applications for all settlements entered after November 14, 2022;
 - b. Determine the fair and equitable allocation of the Aggregate Common Benefit Fees that come after November 14, 2022;
 - c. Give consideration to the amount and timing of each settlement, including the amount and timing of Common Benefit Fees;
 - d. The Fee Panel shall abide by the applicable Attorney Fee Agreement in each of the Settlements in Allocating the Common Benefit Fees provided for in the Settlement; and
 - e. Be guided in their work by the Orders of the Court related to Fees and Costs.

5. The Fee Panel shall develop procedures for receiving a single application, which may be updated or amended based on new information (such as participation by additional Litigating Subdivisions) from each Applicant seeking compensation from each sub fund of the Attorney Fee Fund pursuant to processes and procedures developed by the Fee Panel, which shall not be inconsistent with this Fee Agreement. Any request for attorneys' fees not included on the single application or through the updating/amendment process designed by the Fee Panel shall be deemed waived. For purposes of transparency and to permit the Fee Panel to conduct its work, the application from each Applicant shall, at a minimum, require each Applicant to:
 - a. Identify all Litigating Subdivisions for which s/he is seeking payment from the Attorney Fee Fund;
 - b. Identify all Subdivisions in both Settling and Non-Settling States (and, where applicable, Tribal Nations) with respect to which s/he has a Fee Entitlement with respect to Relevant Claims against Released Entities, and identify all co-counsel in such cases;
 - c. Identify which of those Subdivisions are Participating Subdivisions and which are not (with similar information for Tribal Nations, where applicable);

- d. Specify the specific fund or funds within the Attorney Fee Fund from which the Attorney is seeking compensation;
 - e. Demonstrate his or her eligibility for compensation from the relevant sub funds within the Attorney Fee Fund pursuant to the criteria set forth for the relevant sub fund;
 - f. Identify any and all Fee Entitlements from representations of States, Tribal Nations, or other plaintiffs related to Released Claims against Released Entities or in opioids-related matters;
 - g. Notwithstanding “a-f” above, the Panel may consider a supplemental application if the Applicant shows good cause why circumstances exist that will lead to consideration for additional Common Benefit award. Examples would include, but are not limited to, an Applicant having Non-Participating Litigating Subdivision clients that subsequently become Participating Subdivisions, a Bar Date passes that increases participation or the Participation Tier, or an Allocation Agreement is reached.
6. With respect to the Common Benefit Fund, the Fee Panel shall (subject to any applicable MDL Court Order):
- a. Review the applications of all Applicants seeking compensation from the Common Benefit Fund, including determining eligibility for each Applicant as set forth in subsection III.G.
 - b. Reduce, on an annual basis, Teva’s or Allergan’s payment obligations, as set forth in paragraph III.E.7. The Panel shall inform Teva or Allergan, and the MDL PEC of all such amounts and adjust payment obligations accordingly.
 - c. Using criteria set forth in subsections III.E and III.H, allocate amounts from the Common Benefit Fund to eligible Applicants, including payment amounts for each Payment Year. In making such allocations, the Panel shall apply the principles set forth in paragraph III.E.6 and shall allocate any reduction in the payments specified in paragraph III.E.7 to the amounts paid to Applicants with a Common Benefit Fee Entitlement.
7. With respect to the Contingency Fee Fund, the Fee Panel shall:
- a. Review the applications of all Attorneys seeking compensation from the Litigating Subdivision Fee Fund, including determining eligibility for each Attorney as set forth in subsection III.G.
 - b. Apply the Mathematical Model in Exhibit A to this Fee Agreement.

- c. Use such allocations to reduce on an annual basis the payment obligations of Teva or Allergan to the Attorney Fee Fund as set forth in paragraph III.F.4, and distributions therefrom, and inform Teva or Allergan and the MDL PEC of all such adjustments.
8. To the extent that there is a dispute about the calculations of the Fee Panel related to the amounts that Teva or Allergan is required to pay (including application of any reductions or offsets under this Fee Agreement), such disputes shall be presented to the Fee Panel and any disputed funds be paid into/held in escrow. The Fee Panel shall resolve such disputes expeditiously, with either Party having the right to seek review from the MDL Court.
9. For purposes of determination of fee or cost awards, allocations, reductions, and possible reversions under this Fee Agreement, unless specified otherwise a Subdivision will be considered a Non-Participating Subdivision if it is not a Participating Subdivision as of the deadline for the application for the fee at issue (or, if the determination does not involve a specific application, the date on which the record for such determination closes).
10. In the event that the Fee Panel, through the use of the Mathematical Model set forth in Exhibit A, allocates funds from the Contingency Fee Fund for an Attorney based on a Qualifying Representation of a Participating Litigating Subdivision and that Subdivision is in a Settling State in which the Consent Judgment has not been approved, such funds shall be placed into escrow until the Consent Judgment is approved, after which time they shall be released.

I. Miscellaneous.

1. The Fee Panel shall charge an hourly rate approved by the Court. The Pre-Effective Date costs associated with the Cost and Expense Fund Administrator shall be paid from funds in the Cost Fund. Post-Effective Date, the cost of the Fee Panel shall be charged against the applicable Fee Fund based on allocation by the Fee Panel and shall not be otherwise funded by Teva and Allergan.
2. The MDL PEC shall provide to Teva and Allergan information they have that identifies Attorneys who represent Litigating Subdivisions who are not Participating Subdivisions and who have an obligation to pay a common benefit assessment, either due to the MDL Court's orders or pursuant to a Participation Agreement.
3. Participating Subdivisions agree to instruct their counsel to treat information, work product and expert materials as confidential under Rule 1.6 of the ABA Model Rules of Professional Conduct. Accordingly, an Attorney shall not share information or work product with, or experts or

materials to, non-participants (other than the Attorney's own current clients or their lawyers, consultants, experts or other representatives or agents). However, nothing herein shall prevent MDL Leadership or PEC Counsel from fulfilling their obligations in any MDL and the MDL Court Order.

IV. Miscellaneous

- A. *Termination.* If the Teva Agreement or Allergan Agreement does not proceed past the Reference Date, whether because Teva and Allergan do not determine to proceed or for any other reason, this Fee Agreement shall be null and void, neither Teva nor Allergan shall have any obligation to make any payments under this Fee Agreement other than Fee Panel costs advanced, and Teva, Allergan, and the PEC shall take such steps as are necessary to restore the *status quo ante*.
- B. *MDL Court Consideration.* This Fee Agreement shall be attached as an exhibit to the Teva Agreement and Allergan Agreement. This Fee Agreement shall also be submitted by Teva, Allergan, and the MDL PEC to the MDL Court for approval pursuant to the motion and order that shall be attached, prior to the Preliminary Agreement Date of the Agreements, as Exhibit B.
1. In the event that the MDL Court, through an order, makes any change to the amounts potentially to be paid by Teva and Allergan under this Fee Agreement, makes any change to the Fee Panel's consideration of the factors set forth in paragraph III.E.6, or any other material change to the draft Order attached as part of Exhibit B or the terms of this Fee Agreement, Teva, Allergan, and the MDL PEC shall meet and confer concerning such changes.
 2. If Teva, Allergan, and the MDL PEC are unable to reach agreement and revisions to this Fee Agreement, this Fee Agreement shall be null and void, Teva and Allergan shall have no obligation to make any payments under this Fee Agreement, and Teva, Allergan, and the MDL PEC shall take such steps as are necessary to restore the *status quo ante*.
- C. *Amendment.* Once the MDL Court has entered an order implementing this Fee Agreement, this Fee Agreement can only be amended by (1) written agreement of Teva, Allergan, and the MDL PEC and (2) approval by the MDL Court.
- D. *Jurisdiction and Enforcement.* The MDL Court shall have exclusive and ongoing jurisdiction over the enforcement and implementation of this Fee Agreement as set forth herein. The MDL PEC shall be the Authorized Party to enforce this Fee Agreement, as to the payment obligations of Teva and Allergan as set forth in this subsection and as to Attorneys making application to the Funds under this Fee Agreement. Solely for purposes of assessing or allocating common benefit fees, the MDL Court will continue to have jurisdiction over the work product developed in the MDL Court by and under the direction of the MDL PEC with respect to claims against Teva or Allergan, including data and documents, depositions, expert

reports, briefs and pleadings; and the MDL Court's protective orders, management orders, and other decisions regarding such discovery and other work product, including but not limited to, conditions on its use, will continue in full force and effect. Nothing in this subsection authorizes the MDL Court to act contrary to this Agreement or provides the MDL Court with jurisdiction over the Teva Agreement or Allergan Agreement.

Description of Mathematical Model for the Allocation of the Contingency Fee Funds

Allergan Settlement Agreement and Teva Settlement Agreement

This document describes the Mathematical Model for the allocation of the Contingency Fee Fund described in Exhibit R (Agreement of Attorney's Fees, Expenses and Costs) to the Allergan Settlement Agreement and Teva Settlement Agreement, respectively.¹ Awards of fees from the Contingency Fee Funds shall be available to Attorneys engaged in Qualifying Representations of Participating Litigating Subdivisions that meet the eligibility criteria.² A Fee Panel shall oversee the application of the Model and resolve any questions or disputes concerning the eligibility of a counsel to participate. The Panel is empowered to hear disputes concerning and ensure the accuracy of the mathematical calculations.

In general terms, allocation of the Contingency Fee Fund shall be made by (1) determining the amount of the Settlement Fund that is attributable to each Litigating Subdivision; (2) making certain adjustments to these amounts based on when the Subdivision filed suit and the terms of the applicable fee contract; and (3) dividing the Contingency Fee Fund proportionately among counsel for each Participating Litigating Subdivision based on the amounts calculated in subpart 2.

The total amount of the Contingency Fee Funds is \$195,364,179.86, of which \$70,046,168.84 is to be contributed by Allergan³ and \$125,318,011.02 is to be contributed by Teva.⁴ Attorneys with Qualifying Representations of Participating Litigating Subdivisions that timely named one or more Released Entities of either Settlement Agreement and meet the other eligibility requirements shall receive the full amount due from the combined Contingency Fee Funds.⁵

Allocation of the Contingency Fee Funds shall be made according to the following steps. These calculations are made only to determine the percentage share of the Contingency Fee Funds that Attorneys for each Participating Litigating Subdivision would receive, *not* for determining the dollar amount each Subdivision would receive.

- (1) For each Settling State, attribute 50% of the settlement funds for that State to its Subdivisions according to the Subdivision Allocation Percentage in Exhibit G to the Allergan Settlement Agreement or Teva Settlement Agreement.

Illustrative example for the Allergan Settlement Agreement:

¹ See Allergan Settlement Agreement, Exhibit R § III.D.3; Teva Settlement Agreement, Exhibit R § III.D.3.

² Allergan Settlement Agreement, Exhibit R § III.F.2; Teva Settlement Agreement, Exhibit R § III.F.2.

³ Allergan Settlement Agreement, Exhibit R § III.F.1.

⁴ Teva Settlement Agreement, Exhibit R § III.F.1.

⁵ For example, Attorneys with Qualifying Representations whose suits named Teva, but did not name Allergan, shall be treated the same as Attorneys whose suits named Allergan but did not name Teva. Furthermore, Attorneys whose suits named both Allergan and Teva shall be treated the same as Attorneys who named only Teva or Allergan.

- The combined Net Abatement Amount is \$4,984,715,862 (\$1,799,186,751 for Allergan and \$3,185,529,111 for Teva, including the cash value of the product). See Allergan Settlement Agreement, Exhibit M-1 and Teva Settlement Agreement, Exhibits M-1 and M-2.
- Assume that State A is allocated 1.00000% of the \$1,799,186,751 Allergan Net Abatement Amount.
- 50% of the 1% share allocated to State A is \$8,995,933.76.
- Assume that, per Exhibit G of the Agreement, the Subdivision Allocation Percentage for City B in State A is 1.00000000%.
- For purposes of determining its counsel's share of the Contingency Fee Fund, City B is attributed 1.00000000% of \$8,995,933.76, or \$89,959.34.
- These steps would need to be repeated for the Teva Settlement Agreement since the state allocation percentages are different in that agreement.

(2) Adjust the amounts in paragraph 1 as follows:

- Upward Adjustment for Early Filers.* Increase the amount calculated in paragraph 1 above by 10% for any Litigating Subdivision that named a Released Entity in a suit before December 5, 2017, the date the National Prescription Opiate Litigation MDL was formed. This adjustment must be done individually for each defendant. If the Litigating Subdivision did not name a Released Entity in a suit before December 2, 2022, then fees from the Contingency Fee Fund will not be awarded for otherwise Qualifying Representations of that Participating Litigating Subdivision.

Illustrative Example:

- Assume City C is attributed \$1,000,000 under paragraph 1 above.
- If City C named the defendant(s) before 12/5/2017, the attributed amount would be adjusted to \$1,100,000.

- Determine Amount Due under Contingency Fee Contract.* Determine the amount that would be due to Attorneys with Qualifying Representations of each Participating Litigating Subdivision under the terms of the applicable fee contract if the Participating Litigating Subdivision were to receive the amount calculated in paragraph 2.a. This amount can be referred to as the Contingency Fee Assumption.

Illustrative Example:

Continuing the example given in paragraph 2.a, if Attorneys have a 20% contingency fee contract with City C for the relevant litigation, the amount calculated in this step would be 20% of \$1,100,000, or \$220,000.

In the next step, the Contingency Fee Assumption is used to determine the percentage share of the Contingency Fee Fund due to Attorneys for each Participating Litigating Subdivision.

(3) Divide the Contingency Fee Fund proportionately among Attorneys for each Participating Litigating Subdivision in two ways:

- a. *National Fee Pool Calculation.* Determine each Litigating Subdivision's percentage share of all amounts due under contingency fee contracts nationwide by dividing the Contingency Fee Assumption calculated for each Subdivision in paragraph 2.b by the sum of all Contingency Fee Assumptions. Then multiply that percentage by the total amount of the Contingency Fee Funds to figure each Subdivision's dollar share of the Contingency Fee Funds.

Illustrative example:

- $\$220,000$ [from para. 2.b] \div $\$500,000,000$ [total amount owed under contingency fee contracts nationwide] = 0.044%⁶
- $0.044\% * \$195,364,179.86$ [Contingency Fee Funds] = $\$85,960.24$

- b. *Separate State Fee Pools Calculation.* Determine each Litigating Subdivision's percentage share of all amounts due under contingency fee contracts statewide by dividing the Contingency Fee Assumption calculated for each Subdivision in paragraph 2.b by the sum of all Contingency Fee Assumptions in the same State. Then multiply that percentage by the portion of the Contingency Fee Fund that corresponds to that State's Overall Allocation Percentage, shown in Exhibit F of the relevant Settlement Agreement, to figure each Subdivision's dollar share of the Contingency Fee Fund.

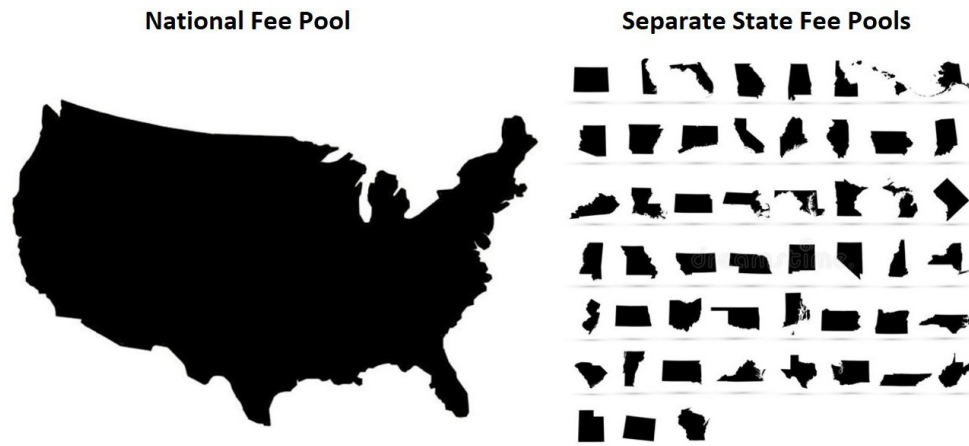
Illustrative example:

- $1\% * \$195,364,179.86 = \$1,953,641.80$ [amount of the Contingency Fee Fund corresponding to State A]
- Assume a total of $\$6,000,000$ is owed under contingency fee contracts for State A.
- $\$220,000$ [from para. 2.b] \div $\$6,000,000 = 3.6666667\%$
- $3.6666667\% * \$1,953,641.80 = \$71,633.53$

⁶ In this example, \$500 million is the amount theoretically owed under all contingency fee contracts for litigation against Released Entities as calculated in paragraph 2.b. This amount is illustrative only; the actual amount will not be known until all litigating subdivisions are identified and the terms of all of their contingency fee contracts are collected.

The award of fees to Attorneys with Qualifying Representations of Participating Litigating Subdivisions will be the average of the final amounts calculated in paragraphs 3.a and 3.b above less any amounts the Fee Panel is authorized to, and does, withhold.⁷

Paragraph 3.a represents allocation based on a proportional share of a National Fee Pool, while paragraph 3.b represents allocation based on a proportional share of the Separate State Fee Pools. In other words, for the National Fee Pool described above in paragraph 3.a, the contingency fee contract rate is compared to all other contingency fee contract rates in the nation. For the Separate State Fee Pools described above in paragraph 3.b, the contingency fee contract terms are compared to the other contingency fee contract terms in that same State. The National Fee Pool and the Separate State Fee Pools are given equal weighting. This is illustrated below.



Using the first methodology, Attorneys for two Subdivisions in different States with the same amount calculated under paragraph 2.b would be assigned the same amount under paragraph 3.a. Using the second methodology, Attorneys for the same two Subdivisions would be assigned different amounts under paragraph 3.b because they are in different States. Specifically, the Subdivision in the State with a smaller proportion of Litigating Subdivisions would be allocated more than the Subdivision in the State with a greater proportion of Litigating Subdivisions.

⁷ The model also enforces a maximum fee award of 20% of the amount calculated in 2.b. This rule is designed to prevent windfalls by addressing over-allocation in a small number of states with relatively few Litigating Subdivisions. The description in this document of the Mathematical Model is by necessity an abstraction; the precise contours of the calculations are defined in the model itself.

EXHIBIT S |State Outside Counsel Fee Fund|

Agreement on the State Outside Counsel Fee Fund for Manufacturer Settlements

1. Definitions.

- a. “Manufacturer” means any of Teva and Allergan, and “Manufacturers” means all of the foregoing.
- b. “Multistate Manufacturer Settlement Agreement” means This Settlement Agreement along with the separate settlement of opioids-related claims among 30 or more states and the other Manufacturer.
- c. “This Settlement Agreement” means the settlement agreement between the Settling States and the Manufacturer to which this Agreement is attached as an Exhibit.
- d. “Settling Manufacturer” means the Manufacturer that is a party to This Settlement Agreement.
- e. “Settling States” has the meaning given such term in the relevant Multistate Manufacturer Settlement Agreement.

2. **Creation of a State Outside Counsel Manufacturers Fee Fund.** The Settling States have agreed to the creation of a state outside counsel fee fund to pay reasonable attorneys’ fees of Settling States which have retained outside counsel in connection with litigation against one or more Manufacturers (such fund, the “State Outside Counsel Manufacturers Fee Fund”).

3. **State Outside Counsel Manufacturers Fee Fund Administration.** The State Outside Counsel Manufacturers Fee Fund shall be administered separately from any other funds for the payment of attorneys fees or costs in connection with This Settlement Agreement, including any common benefit fund, contingency fee fund for subdivision counsel, state cost fund, or MDL expense fund. If necessary, a committee of Attorneys General shall be convened to oversee the State Outside Counsel Manufacturers Fee Fund (the “Manufacturers Fee Fund Committee”). The Manufacturers Fee Fund Committee shall be appointed by the Settling State Members of the Enforcement Committee and shall be comprised solely of Attorneys General of Settling States that engaged outside counsel to pursue litigation against one or more Manufacturers. The Settlement Fund Administrator (the “Fee Fund Administrator”) shall administer the State Outside Counsel Manufacturers Fee Fund according to this Exhibit and, if convened, the guidelines and directives of the Manufacturers Fee Fund Committee.

4. State Outside Counsel Manufacturers Fee Eligibility.

- a. To receive any amount from the State Outside Counsel Manufacturers Fee Fund, both of the following must be true:
 1. an outside counsel to a Settling State must have filed and maintained an action in the name of a Settling State or its Attorney General

against a Manufacturer in a state or federal court as of November 1, 2022; and

2. the State must become a Settling State for each Multistate Manufacturer Settlement Agreement for which it is eligible.
- b. No Settling State (or its outside counsel) shall receive funds from both the State Outside Counsel Manufacturers Fee Fund and any “Additional Restitution Amount” as may be provided for in This Settlement Agreement.
- c. In addition to the eligibility criteria set forth in Paragraph 4.a, above, and for the avoidance of doubt, only Settling States under This Settlement Agreement are eligible to receive any funds paid into the State Outside Counsel Manufacturers Fee Fund as a result of This Settlement Agreement.

5. **State Outside Counsel Manufacturers Fee Fund Amount.** The Settling Manufacturer shall pay funds into the State Outside Counsel Manufacturers Fee Fund in an amount equal to, and on the schedule identified in, Exhibit M (the “Contribution”). The Settling Manufacturer’s Contribution shall subject to a reduction as described in Paragraph 8, below.

6. **State Outside Counsel Manufacturers Fee Fund Availability and Calculation of Amount.**

- a. The State Outside Counsel Manufacturers Fee Fund shall be available to compensate private outside counsel for Settling State Attorneys General for approved fees arising out of representation of the Settling State pursuant to the schedule attached to this agreement as Schedule I (the “Fee Schedule”).
- b. The Fee Schedule is intended to reflect the fee calculation in subparagraphs 6.c and 6.d, below (the “Fee Calculation”). Subject to adjustments required by Paragraph 8, below, in the event of any discrepancy between the Fee Schedule and the Fee Calculation, the Fee Schedule shall control. Each Settling State, by becoming a Participating State in This Settlement Agreement, agrees that the Fee Schedule reflects the Fee Calculation and waives any right to contest the accuracy of the Fee Schedule, absent manifest error, the exclusion of a Settling State, or the inclusion of a Non-Settling State. The version of the Fee Schedule reflecting any necessary adjustments shall be the “Final Fee Schedule.”
- c. Except as provided in Paragraph 6.d, below, fees shall be aggregated across the Multistate Manufacturer Settlement Agreements and be calculated by adding two components: (a) a fixed amount consisting of fifty percent (50%) of the amount of remediation funds allocated to a Settling State and its Subdivisions pursuant to the Multistate Manufacturer Settlement Agreements multiplied by 4.5%; and (b) a proportional percentage of the remaining fee due under that Settling State’s contract with its outside counsel assuming that fifty percent (50%) of the Settling State’s recovery is allocable to a Settling State (rather than allocable to the Settling State’s Participating Subdivisions) so that the fees of all eligible Settling States (minus the fixed amount that would have been allocated to any Non-Settling States had they become Settling States) exhausts the State Outside Counsel Manufacturers Fee Fund.

The proportional share percentage will be the same for each Settling State included in the State Outside Counsel Manufacturers Fee Fund. Except as set forth in Paragraph 6.d, fees shall be split proportionally among each Multistate Manufacturer Settlement Agreement, as set forth on the Fee Schedule.

- d. Notwithstanding the foregoing, fees for the State of Oklahoma, if it becomes a Settling State under the Multistate Manufacturer Settlement Agreement with Allergan, shall be limited to Oklahoma's share of the State Outside Counsel Manufacturers Fee Fund derived from Allergan's Contribution. Oklahoma's share of the State Outside Counsel Manufacturers Fee Fund derived from Teva's Contribution shall be reallocated proportionally among the other Settling States eligible to receive payments from the State Outside Counsel Manufacturer Fee Fund.
- e. All amounts paid will be less any costs or fees of the Fee Fund Administrator. The Fee Schedule reflects a holdback amount of \$50,000 for such administrative expenses of the Fee Fund Administrator, the remainder of which shall be disbursed proportionally to States receiving monies from the State Outside Counsel Manufacturers Fee Fund at the conclusion of such administration.

7. **Payment by the Fee Fund Administrator.**

- a. The Fee Fund Administrator shall hold the Contribution in escrow until the earlier of (1) both Multistate Manufacturer Settlement Agreements become effective or (2) when instructed by the Settling State Members of the Enforcement Committee.
- b. Subject to eligibility pursuant to Paragraph 4, above, a Settling State's outside counsel may receive funds from the State Outside Counsel Manufacturers Fee Fund in the following scenarios ("Payment Scenarios"):
 - 1. The Settling State's outside counsel agrees that the amount listed for such state on the Final Fee Schedule either satisfies in full or exceeds the amounts owed to all such Settling State's outside counsel and such counsel has provided written notice waiving all entitlement to additional fee in respect of any Multistate Manufacturer Settlement Agreement.
 - 2. The Settling State and its outside counsel enter into a signed writing establishing the amount owed to the counsel, which includes an agreement on the payment of the amount listed for such state on the Final Fee Schedule and waives any right of the State or its outside counsel to additional amounts from the State Outside Counsel Manufacturers Fee Fund.
 - 3. A final judgment is entered that is no longer appealable, which judgement adjudicates the amount owed to the Settling State's counsel in respect of This Settlement Agreement and directs the Manufacturers Fee Fund Committee how to pay the amount listed on the Final Fee Schedule for such State.

If no Payment Scenario is applicable with respect to a Settling State, then the Settling State's share shall be placed in an interest-bearing escrow account (less reasonable expenses of the Fee Fund Administrator) and held unless and until a Payment Scenario is applicable.

- c. Upon the applicability of a Payment Scenario 1 with respect to a Settling State, the Fee Fund Administrator shall pay that Settling State's outside counsel the amount identified on the Final Fee Schedule for such state or such lesser amount that satisfies the Settling State's obligation to its outside counsel in full. Any remaining allocation to such State shall be paid to the Settling State.
- d. Upon the applicability of a Payment Scenario 2 or 3 with respect to a Settling State, the Fee Fund Administrator shall release monies from the State Outside Counsel Manufacturers Fee Fund in either the amount held by the Fee Fund Administrator, if the amount of the agreement or judgment is equal to or more than the amount held, or the amount indicated in the agreement or in the final judgment, if the amount in the agreement or judgment is less than the amount held.
- e. Nothing herein, including the amounts listed in Paragraph 6 above or on any Fee Schedule, shall prevent a Settling State from arguing in any proceeding with its outside counsel that (i) its recovery was less than fifty percent (50%) of the recovery in the settlement agreement down to and including fifteen percent (15%) of the total recovery; (ii) any payment should be discounted by an appropriate discount rate commensurate to the risk of the settlement agreement and the timeline that the Settling State is receiving its payments; (iii) the settlement amount should be lower because the amount a Settling State receives was reduced because such Settling State's outside counsel failed to obtain joinder from a Settling State's Subdivision(s) that the outside counsel also represented; or (iv) any limitation placed by the Settling Manufacturer bars payment of a higher fee to outside counsel.
- f. In the event the amount due to the Settling State's outside counsel from an escrow account is less than the total amount of funds escrowed on the account of the Settling State, the balance shall be paid to the Settling State. In no event, other than a State becoming a Non-Settling State, shall funds revert to a Manufacturer.

8. **Non-Settling States; Reversion and Redistribution.** Amounts owed by the Settling Manufacturer to the State Outside Counsel Manufacturers Fee Fund shall be reduced by amounts allocated to the fixed amount for such State under This Settlement Agreement in the event that a listed State becomes a Non-Settling State. The payments for the other Settling States reflected in the Fee Schedule shall be adjusted by the Fee Fund Administrator to reflect a recalculated proportional percentage under the Fee Calculation.

9. **Interpretation.**

- a. This Agreement shall be an Exhibit to each Multistate Manufacturer Settlement Agreement and shall include the Fee Schedule setting forth the presumptive payment calculations for each eligible Settling State. By joining This Settlement Agreement, each State agrees on the presumptive accuracy of the Fee Schedule, absent manifest error, the inclusion of a Non-Settling State, or the exclusion of a Settling State.
- b. It is the intent of all parties that the State Outside Counsel Manufacturers Fee Fund function in a similar manner, with similar calculations and mechanics, as the “State Outside Counsel Fee Fund” established in Exhibit S of that certain settlement agreement dated as of July 21, 2021 setting forth the terms of settlement between and among McKesson Corporation, Cardinal Health, Inc., and AmerisourceBergen Corporation, on the one hand, and certain settling states and certain participating subdivisions, on the other hand.

Schedule I to Exhibit S (Allergan/Teva)

Fee Schedule

[This Fee Schedule has been adjusted pursuant to Paragraph 6.b of Exhibit S as of July 23, 2023 to reflect final settlement amounts and allocations]

State	Total Fee	Allergan Share	Teva Share
Alaska	\$1,479,408.48	\$496,133.36	\$983,275.13
Delaware	\$2,577,524.43	\$864,396.72	\$1,713,127.71
Georgia	\$7,214,966.18	\$2,419,605.82	\$4,795,360.36
Hawaii	\$1,471,874.85	\$493,606.88	\$978,267.97
Idaho	\$1,591,992.68	\$533,889.51	\$1,058,103.17
Kentucky	\$5,653,827.92	\$1,896,063.63	\$3,757,764.29
Mississippi	\$1,870,288.20	\$627,218.50	\$1,243,069.71
Nevada	\$-	\$-	
New Mexico	\$6,213,500.97	\$2,083,755.18	\$4,129,745.79
Ohio	\$7,034,487.25	\$2,359,080.54	\$4,675,406.71
Oklahoma	\$1,636,547.74	\$1,636,547.74	\$-
Puerto Rico	\$5,753,066.72	\$1,929,344.28	\$3,823,722.44
South Dakota	\$770,045.42	\$258,241.87	\$511,803.55
	Admin Expense Holdbacks	\$18,024.93	\$31,975.07
	Total	\$15,615,908.97	\$27,701,621.89

Non-Settling States:

- Teva and Allergan: NV
- Para 8 2.25% Reduction:
 - Teva: **\$968,140.11**
 - Allergan: **\$576,771.79**

EXHIBIT T
Agreement on the Joint State Cost Fund

1. **Definitions.**

- a. “Opioids Defendant” means Teva, Allergan, or such other defendant in opioids-related litigation that enters into a Multistate Settlement after November 1, 2022, and “Opioids Defendants” means all of the foregoing.
- b. “Multistate Settlement” means this Settlement Agreement along with any other settlement of opioids-related claims among 30 or more states and an Opioids Defendant.
- c. “Settlement Agreement” means the settlement agreement between the Settling States and the Opioids Defendant to which this Agreement is attached as an Exhibit.
- d. “Settling Opioids Defendant” means the Opioids Defendant that is a party to the Settlement Agreement.
- e. “Settling States” has the meaning given such term in the Settlement Agreement.

2. **Creation of a State Cost Fund.** The Settling Opioids Defendant and the Settling States agree to the creation of a fund to pay costs and expenses associated with litigation and investigations related to the opioids litigation (such fund, the “State Cost Fund”). The State Cost Fund shall be administered separately from any other funds for the payment of attorneys fees or costs in connection with the Settlement Agreement, including any common benefit fund, contingency fee fund for subdivision counsel, subdivision cost fund, or MDL expense fund. However, the State Cost Fund shall be administered jointly with similar “State Cost Funds” created in other Multistate Settlements after November 1, 2022; any state cost funds jointly administered in this manner shall be referred to as the “Joint State Cost Fund.” To the extent permissible and feasible, the Joint State Cost Fund may also be jointly administered with any fund for reimbursement of states’ litigation and investigation costs established by a bankruptcy plan, including the Mallinckrodt bankruptcy plan, any plans that may emerge from the bankruptcies of Purdue and Endo, and any similar bankruptcies of opioids defendants. To the extent feasible, the Joint State Cost Fund may also be jointly administered with the State Cost Funds established pursuant to the Distributors Multistate Settlement and the Janssen Multistate Settlement.

3. **State Cost Fund Amount.** The Settling Opioids Defendant shall pay into the State Cost Fund in the amount listed on, and on the schedule set forth in, **Exhibit M** (the “Settling Opioids Defendant’s Contribution”) for the purpose paying States’ costs and expenses associated with to the opioid litigation.

4. **Joint State Cost Fund Committee.** A committee of Attorneys General or their designated representatives (such committee, the “Joint State Cost Fund Committee”) shall oversee the Joint State Cost Fund. The committee shall be appointed by the Settling State Members of the Enforcement Committee, who shall aim to (i) have equal representation between states that retained contingency fee outside counsel and states that did not retain contingency fee outside counsel with respect to opioids-related litigation, and (ii) maintain consistency of committee membership across state cost funds that compose the Joint State Cost Fund. The Settling State Members of the Enforcement Committee may by majority vote add to or change the composition of the Joint State Cost Fund Committee.

5. **Joint State Cost Fund Administrator.**

- a. The Joint State Cost Fund Committee may select an administrator (the “Joint State Cost Fund Administrator”), who shall administer the Joint State Cost Fund and direct payments to Settling States according to the guidelines and directives of the Joint State Cost Fund Committee. While the expenses of the Joint State Cost Fund Administrator shall be reimbursable pursuant to the principles and guidelines listed below, the Joint State Cost Fund Administrator shall first rely on any separate funds that may be set aside for such purpose in any Multistate Settlement.
- b. The Joint State Cost Fund Administrator shall be responsible, under the direction and supervision of the Joint State Cost Fund Committee, for receiving and reviewing applications for reimbursement from the Joint State Cost Fund. This may include the creation of an audit process to ensure the integrity of submissions, as well as reimbursement rules to incentivize accurate submissions.

6. **State Cost Fund Guidelines and Principles.**

- a. Monies in the State Cost Fund shall be released without any delay to reimburse Settling States for documented costs incurred or paid in connection with litigation and investigation related to the opioid litigation.
- b. In allocating the Joint State Cost Fund, the Joint State Cost Fund Committee shall seek to comply with the following principles:
 1. Each State Cost Fund should be used to reimburse costs incurred by States that are Settling States in the Multistate Settlement from which funds are paid. (However, the foregoing sentence does not preclude a Non-Settling State that joins a separate Multistate Settlement from participating in the Joint State Cost Fund with respect to contributions made by other Opioids Defendants.)
 2. Funds in any State Cost Fund shall be primarily used to reimburse

costs incurred prior to the date on which the relevant Multistate Settlement was first made available for participation to eligible States. Regardless of other factors considered in prioritizing payments, all costs incurred prior to January 1, 2023, shall be paid before any costs incurred after that date are paid.

3. The Joint State Cost Fund shall prioritize the reimbursement of the following over reimbursement of any State's litigation or investigation costs:
 - the reasonable costs of the Joint State Cost Fund Administrator;
 - repayment of National Association of Attorneys General grants made in connection with opioid investigations and litigation, without regard to when the grants were made;
 - repayment of state-attributable costs of any mediator in connection with negotiations of a Multistate Settlement;
4. The Joint State Cost Fund shall seek to prioritize costs in the following order:
 - litigation-related costs; then
 - investigation-related costs; then
 - settlement and negotiation related costs; then
 - cost shares.
5. Costs incurred by a State's outside counsel that the State is contractually obligated to reimburse shall be treated as costs incurred by a State.
6. As between similar categories of costs (e.g., defendant-specific litigation-related costs), the Joint State Cost Fund shall first reimburse costs incurred by a State's outside counsel that the State is contractually obligated to reimburse out of its recovery, and then reimburse costs directly incurred by States.
7. The Joint State Cost Fund shall be available to reimburse only those costs which have not yet been reimbursed to a State from any other source, including any other fund set aside in a Multistate Settlement or bankruptcy plan for the reimbursement of costs or any individual

state settlements.

8. The Joint State Cost Fund should not reimburse expenses that are expected to be reimbursed from another source, such as a bankruptcy debtor, unless such expected reimbursements do not come to fruition within a reasonable amount of time. This includes cost shares paid by states.
 9. When coordinating among different state cost funds that each could be used to reimburse a given expense, the Joint State Cost Fund Committee may set guidelines to equitably distribute reimbursements across all state cost funds in a manner that prioritizes costs unlikely to be otherwise reimbursed to a similarly situated State.
 10. The Joint State Cost Fund may deny reimbursement of costs, on either an individual basis or a categorical basis, that a supermajority (75%+) of the Joint State Cost Fund Committee determines to be unreasonable.
 11. After all costs identified in the foregoing have been reimbursed, the remaining funds in the Joint State Cost Fund shall be distributed to states in proportion to their allocation of remediation payments in the Mallinckrodt bankruptcy plan. Such distribution shall be treated as a reimbursement for States' unenumerated costs of administering the Multistate Settlements and no subdivision shares shall be carved out of such disbursement, nor shall any attorney's fees be assessed against such distribution (unless individually agreed to by a State).
- c. In applying the foregoing principles, the Joint State Cost Fund Committee shall have the discretion to vary their application in order to ensure equity among similarly situated states and to facilitate the ease and speed of administering the Joint State Cost Fund. The Joint State Cost Fund Committee may also apply percentages to approximate costs attributable to a particular Opioids Defendant (or categories of Opioids Defendants) in a manner that seeks to treat similarly situated states equitably.
 - d. The Joint State Cost Fund Committee shall establish guidelines for the submission and approval of expenses eligible for reimbursement from the Joint State Cost Fund, which guidelines may be coordinated and consolidated with any similar cost funds in other state opioid settlements for purposes of joint administration and efficiency.
 - e. Unless waived by the Joint State Cost Fund Committee, the Joint State Cost

Fund Administrator shall, in accordance with such guidelines, receive from Settling States records sufficient to demonstrate the incurrence and payment of each expense.

- f. Where the Joint State Cost Fund Committee determines by a supermajority vote (75%+) that outside counsel for a Settling State has failed to exercise reasonable diligence in reviewing submitted costs for allowability, and such failure has resulted in the reimbursement of unallowed costs to such outside counsel, the Committee shall have the discretion to reduce or recover payments made to such outside counsel in an amount calculated to incentivize the exercise of reasonable diligence.

7. **State Undertakings.** Each State submitting for reimbursement of costs from the Joint State Cost Fund agrees:

- a. to only submit costs allowable under this Joint State Cost Fund Agreement;
- b. to provide all back-up documentation that may be requested with respect to any submitted cost and to make itself available for any questions related to such costs;
- c. to exercise reasonable diligence to ensure that all submitted costs are allowable under (i) this Joint State Cost Fund Agreement, (ii) the State's contract with its outside counsel, if relevant, (iii) state law, and (iv) the policies and procedures applicable to the State's retention of outside counsel, if relevant; and
- d. to promptly return any excess payments made to the State or its outside counsel from the Joint State Cost Fund, including payments made for costs that were reimbursed from another source or are not allowable hereunder.

**Attorney General's Release of Opioid-Related Claims Pursuant to the
Allergan Public Global Opioid Settlement Agreement**

WHEREAS the Allergan Public Global Opioid Settlement Agreement dated November 22, 2022 (the "Agreement") provides in Section V.A that, as of the Effective Date of the Agreement, Allergan and the Released Entities will be released and forever discharged from all of the Releasers' Released Claims;¹ and

WHEREAS the Agreement provides in Section I.77 that Releasers (as defined in the Agreement) who are releasing claims under Section V.A include without limitation and to the maximum extent of the power of each Settling State's Attorney General to release Claims (a) the Settling State, (b) the Settling State's, Participating Subdivision's and Participating Special District's departments, agencies, divisions, boards, commissions, Subdivisions, districts, instrumentalities of any kind and attorneys, including its Attorney General, and any person in his or her official capacity whether elected or appointed to serve any of the foregoing and any agency, person, or other entity claiming by or through any of the foregoing, (c) any public entities, public instrumentalities, public educational institutions, unincorporated districts, fire districts, irrigation districts, water districts, emergency services districts, school districts, healthcare districts, hospital districts, Sheriffs and law enforcement districts, library districts, coroner's offices, and public transportation authorities, and other Special Districts in a Settling State, including those with the regulatory authority to enforce state and federal controlled substances acts or the authority to bring Claims related to Covered Conduct seeking money (including abatement (or remediation and/or restitution)) or revoke a pharmaceutical distribution license, and (d) any person or entity acting in a *parens patriae*, sovereign, quasi-sovereign, private attorney general, *qui tam*, taxpayer, or other capacity seeking relief, including but not limited to, fines, penalties, or punitive damages, on behalf of or generally applicable to the general public with respect to a Settling State or a Subdivision or Special District in a Settling State, whether or not any of them participate in the Agreement; and

WHEREAS the Agreement provides in Section V.F that each Settling State's Attorney General expressly represents and warrants that he or she has, or has obtained, the authority to settle and release, to the maximum extent of the State's power, all Released Claims of (1) his or her respective Settling State, (2) all past and present executive departments, state agencies, divisions, boards, commissions and instrumentalities with the regulatory authority to enforce state and federal controlled substances acts, and (3) any of his or her respective Settling State's past and present executive departments, agencies, divisions, boards, commissions and instrumentalities that have the authority to bring Claims related to Covered Conduct seeking money (including abatement and/or remediation) or revocation of a pharmaceutical distribution license. For the purposes of clause (3) above, executive departments, agencies, divisions, boards, commissions, and instrumentalities are those that are under the executive authority or direct control of the State's Governor; *[and*

¹ Capitalized terms used herein and defined in the Agreement have the meanings given to them in the Agreement.

WHEREAS the Agreement provides in Section V.F that a release from a Settling State's Governor is sufficient to demonstrate that the appropriate releases have been obtained for the purposes of clause (3) of Section V.F, and the Governor of the [Commonwealth/State/Territory] of [*] has provided a release;]

THEREFORE, pursuant to the foregoing provisions of the Agreement and without limitation and to the maximum extent of the power of the Attorney General to release Claims, the Released Entities are, as of the Effective Date, hereby released from any and all Released Claims of (a) the [Commonwealth/State/Territory] of [*] and its Participating Subdivision's and Participating Special District's departments, agencies, divisions, boards, commissions, Subdivisions, districts, instrumentalities of any kind and attorneys, including its Attorney General, and any person in his or her official capacity whether elected or appointed to serve any of the foregoing and any agency, person, or other entity claiming by or through any of the foregoing, (b) any public entities, public instrumentalities, public educational institutions, unincorporated districts, fire districts, irrigation districts, water districts, emergency services districts, school districts, healthcare districts, hospital districts, Sheriffs and law enforcement districts, library districts, coroner's offices, and public transportation authorities and other Special Districts in the [Commonwealth/State/Territory] of [*], including those with the regulatory authority to enforce state and federal controlled substances acts or the authority to bring Claims related to Covered Conduct seeking money (including abatement (or remediation and/or restitution)) or revoke a pharmaceutical distribution license, and (c) any person or entity acting in a *parens patriae*, sovereign, quasi-sovereign, private attorney general, *qui tam*, taxpayer, or other capacity seeking relief, including but not limited to, fines, penalties, or punitive damages, on behalf of or generally applicable to the general public with respect to the [Commonwealth/State/Territory] of [*] or Subdivision or Special District in the [Commonwealth/State/Territory] of [*], whether or not any of them participate in the Agreement; and

THEREFORE, pursuant to the foregoing provisions of the Agreement and to the maximum extent of the [Commonwealth/State/Territory] of [*]'s power, the Released Entities are, as of the Effective Date, hereby released from any and all Released Claims of (1) the [Commonwealth/State/Territory] of [*], (2) all past and present executive departments, state agencies, divisions, boards, commissions and instrumentalities with the regulatory authority to enforce state and federal controlled substances acts, and (3) any of the [Commonwealth/State/Territory] of [*]'s past and present executive departments, agencies, divisions, boards, commissions and instrumentalities that have the authority to bring Claims related to Covered Conduct seeking money (including abatement and/or remediation) or revocation of a pharmaceutical distribution license. For the purposes of clause (3) above, executive departments, agencies, divisions, boards, commissions, and instrumentalities are those that are under the executive authority or direct control of the [Commonwealth/State/Territory] of [*]'s Governor.


Attorney General of the [Commonwealth/State/Territory] of [*] **SD**

Date: 4-28-23

South Dakota Opioid Settlement

Memorandum of Agreement

Whereas, the people of the State of South Dakota and its communities have been harmed by serious and substantial wrongdoing committed by certain entities within the Pharmaceutical Supply Chain;

Whereas, the State of South Dakota, through its Attorney General, and certain Participating Local Governments have separately engaged in investigation, litigation, and settlement discussions seeking to hold Pharmaceutical Supply Chain Participants accountable for the damage they have caused in South Dakota;

Whereas, other Participating Local Governments, while not engaged in separate litigation, have supported the State's efforts in the legal fight against the opioid crisis;

Whereas, the State and all Participating Local Governments share a common desire to abate and alleviate the impacts of the Pharmaceutical Supply Chain Participants' misconduct throughout the State of South Dakota;

Whereas, jointly approaching Settlements with Pharmaceutical Supply Chain Participants benefits all Parties by improving the likelihood of successful Settlement and maximizing the recovery from any such Settlement;

Whereas, specifically, the State and Participating Local Governments understand that Settlements with major Pharmaceutical Supply Chain Participants have taken the form of a national resolution (National Settlement Agreement);

Whereas, the State and Participating Local Governments intend this agreement to facilitate their compliance with the terms of the National Settlement Agreement;

Whereas, the State and Participating Local Governments understand that the National Settlement Agreement provides a default allocation between each state and its political subdivisions unless they enter into a state-specific agreement regarding the distribution and use of payments (State-Subdivision Agreement);

Whereas, specifically, the State and Participating Local Governments intend this agreement to serve as a State-Subdivision Agreement under the National Settlement Agreement involving Johnson & Johnson, AmerisourceBergen, Cardinal Health, and McKesson, and Bankruptcy Resolutions concerning Purdue Pharma, L.P. and Mallinckrodt plc entered into by the State and the Participating Local Governments;

Now, therefore, in consideration of the foregoing, the State and its Participating Local Governments, enter into this "South Dakota Opioid Settlement Memorandum of Agreement" (MOA) relating to the allocation and use of the proceeds of any Settlement as described in this MOA;

I. Definitions

As used in this MOA:

- A. "Approved Use(s)" means purposes related to opioid abuse treatment, prevention, and recovery programs that fall within, or otherwise consistent with, the list of uses set out in Exhibit A, attached hereto and incorporated herein by reference.
- B. "Bankruptcy Resolution" takes the meaning set out in the above recitals.
- C. "Localized Share" takes the meaning set out in Section II of this MOA.
- D. "National Settlement Agreement" takes the meaning set out in the above recitals.
- E. "Opioid Funds" means the monetary amounts obtained through a Settlement as defined in this MOA.
- F. "Participating Local Governments" means all counties, cities, and towns within the geographic boundaries of the State of South Dakota that have signed this MOA. The Participating Local Governments may be referred to separately in this MOA as "Participating Count(ies)" and "Participating Cit(ies)."
- G. "Parties" means the State of South Dakota and all Participating Local Governments.
- H. "Pharmaceutical Supply Chain" means the process and channels through which opioids or opioid products are manufactured, marketed, promoted, distributed, or dispensed.
- I. "Pharmaceutical Supply Chain Participant" means any entity that engages in or has engaged in the manufacturing, marketing, promotion, distribution, or dispensing of opioids.
- J. "Settlement" means the negotiated resolution of legal or equitable claims against a Pharmaceutical Supply Chain Participant when that resolution has been jointly entered into by the State and the Participating Local Governments, including but not necessarily limited to the National Settlement Agreement involving Johnson & Johnson, AmerisourceBergen, Cardinal Health, and McKesson and a Bankruptcy Resolution concerning Purdue Pharma L.P.
- K. "State-Subdivision Agreement" takes the meaning set out in the above recitals.
- L. "Statewide Share" takes the meaning set out in Section II of this MOA.
- M. "The State" means the State of South Dakota.

II. Allocation of Opioid Funds

- A. All Opioid Funds will be divided proportionally with 70% allocated to the State (Statewide Share) and 30% allocated to the Participating Local Governments (Localized Share) pursuant to SDCL 34-20B-116.
- B. The Localized Share will be allocated to the Participating Local Governments in the proportions set out in Exhibit B, attached hereto and incorporated herein by reference, which is based upon the opioid negotiation class model developed in connection with In re: Nat'l Prescription Opiate Litigation, MDL 2804 (N.D. Ohio). The proportions set forth in Exhibit B provide payments to (1) all South Dakota counties who have signed on to both the Janssen Participation Agreement and the Distributors Participation Agreement, and (2) all South Dakota cities and towns with populations over 10,000 based on the United States Census Bureau's Vintage 2019 population totals pursuant to the National Settlement Agreement who have signed on to both the Janssen Participation Agreement and the Distributors Participation Agreement.
- C. If a county or city listed on Exhibit B does not join this MOA, then that non-Participating Local Government's allocation of the Localized Share as identified in Exhibit B will be reallocated to the Statewide Share. Distributions allocated to non-participating local governments identified in Exhibit B will be directed to the Statewide Share.
- D. Any Participating Local Government allocated a share in Exhibit B may elect to direct its share of current or future annual distributions of Localized Share Funds to the Statewide Share.

III. Use of Opioid Funds

- A. Regardless of allocation, all Opioid Funds must be used in a manner consistent with the Approved Uses definition. No Opioid Funds will be used as restitution for past expenditures. Rather, Opioid Funds must be used in a present and forward-looking manner to actively abate and alleviate the impacts of the opioid crisis and co-occurring substance abuse in South Dakota. Compliance with these requirements will be verified through Section VI's reporting requirements.
- B. The Statewide Share must be used only for (1) Approved Uses within the State of South Dakota or (2) grants for Approved Uses within the State of South Dakota. The State of South Dakota, Department of Social Services will serve as the lead agency responsible for distributing and using the Statewide Share in a manner that in its judgment will best address the opioid crisis within the State.
- C. The Localized Share must be used only for (1) Approved Uses by Participating Local Governments or (2) grants for Approved Uses.

- D. Each Participating County shall regularly consult with and receive input from its constituent cities and towns regarding effective distribution and use of the Localized Share Funds. Each Participating County shall make reasonable and good faith efforts to not only secure the collaboration of each of its constituent cities and towns, but also to use the Opioid Funds in a manner that benefits the residents of each constituent city and town.
- E. Notwithstanding any term of this MOA, Participating Local Governments may collaborate with local governments both within and beyond their borders for the purpose of more effectively using Opioids Funds to abate the opioid crisis.

IV. Method of Distribution of Opioid Funds

- A. The Statewide Share will be distributed to the opioid abatement and remediation fund. All money in the opioid abatement and remediation fund may only be used for purposes relating to opioid abuse treatment, prevention, and recovery programs in South Dakota and must be appropriated through the normal budget process. Expenditures of the state from the fund must be assigned to the Department of Social Services. The Localized Share will be distributed directly to each Participating Local Government in accordance with the terms of any Settlement.

V. Payment of Attorney Fees and Attorney Expenses

No attorneys' fees or attorneys' expenses relating to the State of South Dakota's investigation and litigation of the Pharmaceutical Supply Chain Participants will be paid from the Statewide Share. Similarly, no attorneys' fees or attorneys' expenses related to the representation of any Participating Local Government in litigation against any Pharmaceutical Supply Chain Participant will be paid from the Statewide Share. Rather, the Statewide Share will be used exclusively to abate and alleviate the opioid crisis consistent with the terms of this MOA.

VI. Compliance Certification, Reporting, and Dispute Resolution

- A. Before receiving any disbursement under this MOA, each Participating Local Government must certify under this MOA that it will allocate and use Opioid Funds in accordance with this MOA on projects, programs, and strategies that constitute Approved Uses.
- B. By January 31 of each calendar year, each Participating Local Government shall certify to the Advisory Committee that all Opioid Funds expended during the preceding calendar year were used in accordance with this MOA on projects, programs, and strategies that constitute Approved Uses. In submitting this certification, each Participating Local Government shall include a report detailing for the preceding calendar year: (1) the amount of the Localized Share received by the Participating Local Government; (2) the amount of Localized Share expended by the Participating Local Government—broken down by funded

project, program, or strategy; and (3) the amount of any allocations awarded by the Participating Local Government—listing the recipients, amounts awarded, amounts disbursed, disbursement terms, and the projects, programs, or strategies funded.

- C. If any Party believes another Party has violated the terms of this MOA, the alleging Party may seek to enforce the terms of this MOA in Hughes County Circuit Court, provided the alleging Party first provides notice to the alleged offending Party of the alleged violation and a reasonable opportunity to cure the alleged violation.
- D. If a Party believes another Party, Region, or individual involved in the receipt, distribution, or administration of Opioid Settlement Funds has violated any applicable ethics codes or rules, a complaint shall be lodged with the appropriate forum for handling such matters.
- E. If a Party believes another Party, Region, or individual involved in the receipt, distribution, or administration of Opioid Settlement Funds violated any South Dakota criminal law, such conduct shall be reported to the appropriate criminal authorities.
- F. By December 31 of each calendar year, the State shall publish in a report online detailing for the preceding fiscal year: (1) the amount of the Statewide Share received; (2) the amount of the Statewide Share expended and a description for each program of activity receiving funds; and (3) the amount of any grants awarded—listing the recipients, amounts awarded, amounts disbursed, disbursement terms, and programs, strategies, and projects funded.

VII. Effectiveness

- A. This MOA may be executed in counterparts. Each counterpart, when executed and delivered, shall be deemed an original and all counterparts together shall constitute one and the same MOA. Each person signing this MOA represents that he or she is fully authorized to enter into the terms and conditions of, and to execute, this MOA, and that all necessary approvals and conditions precedent to his or her execution have been satisfied.
- B. This MOA is effective until one year after the last date on which any Participating Local Government spends Opioid Funds pursuant to Settlements.

VIII. Amendments

- A. The Parties agree to make such amendments as necessary to implement the intent of this MOA.

IX. Advisory Committee

- A. An Advisory Committee consisting of the representatives in part B of this subsection will ensure that the State and the Participating Local Governments have equal input into the distribution of the Statewide Share for Approved Uses across the South Dakota. Committee terms will be three years, and members may serve more than one term.
- B. The Advisory Committee shall consist of the following twenty-two (22) members:
1. Six State representatives recommended by their respective agency as follows:
 - a) Representative of the South Dakota Department of Health;
 - b) Representative of the South Dakota Department of Social Services;
 - c) Representative from the South Dakota Board of Pharmacy;
 - d) Representative from the South Dakota Board of Medical & Osteopathic Examiners;
 - e) Representative of the Attorney General; and
 - f) Member of the South Dakota Legislature.
 2. Six Participating Local Government representatives recommended by the mayor of a designated city within the region as follows:
 - a) Representative from a city/county or city/county designee from South Dakota Behavioral Health Region 1;
 - b) Representative from a city/county or city/county designee from South Dakota Behavioral Health Region 2;
 - c) Two Representatives from a city/county or city/county designee from South Dakota Behavioral Health Region 3;
 - d) Representative from a city/county or city/county designee from South Dakota Behavioral Health Region 4; and
 - e) Representative from a city/county or city/county designee from South Dakota Behavioral Health Region 5;
 3. Five Expert Representatives drawn from fields including but not limited to: public health, pharmacology, epidemiology, emergency medicine, behavioral health, and recovery.
 4. Five At-Large Representatives who bring a perspective related to opioid abatement.

- C. The Advisory Committee shall meet twice annually and establish a process for receiving input from South Dakota's communities, provider organizations, and cities and counties regarding how the opioid crisis is affecting their communities, understanding their abatement needs, and considering proposals for opioid abatement strategies and responses.
- D. The Advisory Committee shall, at least annually, make formal recommendations to the Secretary of the Department of Social Services on the use of the Statewide Share. The Secretary shall review and consider the recommendations and shall make a good faith effort to incorporate the recommendations into the annual budget process. If the Secretary substantially deviates from the recommendations, the Secretary shall provide the Advisory Committee with a written explanation, that will be made public, of any substantial deviations.

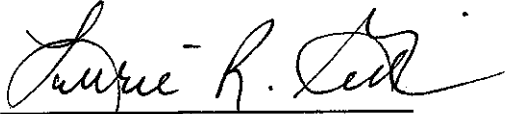
X. General Provisions

- A. The purposes of this MOA are to serve as a State-Subdivision Agreement under any Settlement or Bankruptcy Resolution and to permit the Parties to cooperate in resolving claims against Pharmaceutical Supply Chain Participants and to distribute any Opioid Funds in a manner that will effectively and meaningfully abate and alleviate the opioid crisis throughout South Dakota.
- B. All Parties acknowledge and agree that any National Settlement Agreement will require Participating Local Governments to release its claims against relevant Pharmaceutical Supply Chain Participants to receive Opioid Funds. The Parties further acknowledge that a Participating Local Government will receive funds through this MOA only after complying with all requirements set out in a Settlement or Bankruptcy Resolution to release its claims.
- C. Unless otherwise required by an applicable Settlement, the construction, interpretation, and enforcement of this MOA shall be governed by the laws of the State of South Dakota. Venue for any action pertaining to or affecting this MOA shall be in the Circuit Court, Sixth Judicial Circuit, Hughes County, South Dakota.
- D. If any clause, paragraph, or section of this MOA shall, for any reason, be held illegal, invalid or unenforceable, such illegality, invalidity or unenforceability shall not affect any other clause, provision or section of the MOA and this MOA shall be construed and enforced as if such illegal, invalid, or unenforceable clause, section, or other provision had not been contained herein.
- E. The Parties acknowledge that this MOA does not excuse any requirements placed upon them by the terms of a Settlement or Bankruptcy Resolution, except to the extent those terms allow for a State-Subdivision Agreement to do so.
- F. The Parties do not intend to create in any other individual or entity the status of third-party beneficiary, and this MOA shall not be construed so as to create such status.

- G. Titles of sections of this MOA are for reference only and shall not be used to construe the language in this MOA.
- H. Nothing in this MOA shall be construed to affect or constrain the authority of the Parties under law.
- I. Except to enforce the terms of this MOA, the State of South Dakota and the participating Local Governments do not waive sovereign or governmental immunity by entering into this MOA and each fully retains all immunities and defenses provided by law with respect to any action based on or occurring as a result of this MOA.

IN WITNESS WHEREOF, the below undersigned agree to and enter into the above South Dakota Opioid Settlement Memorandum of Agreement.

FOR THE STATE OF SOUTH DAKOTA



Laurie Gill, Cabinet Secretary
South Dakota Department of Social Services

9-16-22

Date




Mark Vargo, Attorney General
South Dakota Attorney General's Office

9-15-22

Date

FOR THE PARTICIPATING LOCAL GOVERNMENT


Jay Alderman, States Attorney
Pennington County

9/30/2022
Date

Exhibit A

Approved Uses

PART ONE: TREATMENT

A. TREAT OPIOID USE DISORDER (OUD)

1. Expand availability of treatment for OUD and any co-occurring SUD/MH conditions, including FDA-approved Medication-Assisted Treatment (MAT).
2. Support and reimburse evidence-based services that adhere to the American Society of Addiction Medicine (ASAM) continuum of care for OUD and any co-occurring SUD/MH conditions.
3. Expand telehealth to increase access to treatment for OUD and any co-occurring SUD/MH conditions, including MAT, as well as counseling, psychiatric support, and other treatment and recovery support services.
4. Improve oversight of Opioid Treatment Programs ("OTPs") to assure evidence-based or evidence-informed practices such as adequate methadone dosing and low threshold approaches to treatment.
5. Support mobile intervention, treatment, and recovery services, offered by qualified professionals and service providers, such as peer recovery coaches, for persons with OUD and any co-occurring SUD/MH conditions and for persons who have experienced an opioid overdose.
6. Provide treatment of trauma for individuals with OUD and family members and training of health care personnel to identify and address such trauma.
7. Support evidence-based withdrawal management services for people with OUD and any co-occurring mental health conditions.
8. Provide training on MAT for health care providers, first responders, students, or other supporting professionals, such as peer recovery coaches or recovery outreach specialists, including telementoring to assist community-based providers in rural or underserved areas.
9. Support workforce development for addiction professionals who work with persons with OUD and any co-occurring SUD/MH conditions.

10. Offer fellowships for addiction medicine specialists for direct patient care, instructors, and clinical research for treatments.
11. Offer scholarships and supports for behavioral health practitioners or workers involved in addressing OUD and any co-occurring SUD/MH or mental health conditions, including, but not limited to, training, scholarships, fellowships, loan repayment programs, or other incentives for providers to work in rural or underserved areas.
12. Provide funding and training for clinicians to obtain a waiver under the federal Drug Addiction Treatment Act of 2000 ("DATA 2000") to prescribe MAT for OUD, and provide technical assistance and professional support to clinicians who have obtained a DATA 2000 waiver.
13. Disseminate of web-based training curricula, such as the American Academy of Addiction Psychiatry's Provider Clinical Support Service—Opioids web-based training curriculum and motivational interviewing.
14. Develop and disseminate new curricula, such as the American Academy of Addiction Psychiatry's Provider Clinical Support Service for Medication— Assisted Treatment.

B. CONNECT PEOPLE WHO NEED HELP TO THE HELP THEY NEED (INTERVENTION)

1. Ensure that health care providers are screening for OUD and other risk factors and know how to appropriately counsel and treat (or refer if necessary) a patient for OUD treatment.
2. Fund SBIRT programs to reduce the transition from use to disorders, including SBIRT services to pregnant women who are uninsured or not eligible for Medicaid.
3. Provide training and long-term implementation of SBIRT in key systems (health, schools, colleges, criminal justice, and probation), with a focus on youth and young adults when transition from misuse to opioid disorder is common.
4. Purchase automated versions of SBIRT and support ongoing costs of the technology.
5. Expand services such as navigators and on-call teams to begin MAT in hospital emergency departments.
6. Provide training for emergency room personnel treating opioid overdose patients

on post-discharge planning, including community referrals for MAT, recovery case management or support services.

7. Support hospital programs that transition persons with OUD and any co-occurring SUD/MH conditions, or persons who have experienced an opioid overdose, into clinically appropriate follow-up care through a bridge clinic or similar approach.
8. Support crisis stabilization centers that serve as an alternative to hospital emergency departments for persons with OUD and any co-occurring SUD/MH conditions or persons that have experienced an opioid overdose.
9. Support the work of Emergency Medical Systems, including peer support specialists, to connect individuals to treatment or other appropriate services following an opioid overdose or other opioid-related adverse event.
10. Provide funding for peer support specialists or recovery coaches in emergency departments, detox facilities, recovery centers, recovery housing, or similar settings; offer services, supports, or connections to care to persons with OUD and any co-occurring SUD/MH conditions or to persons who have experienced an opioid overdose.
11. Expand warm hand-off services to transition to recovery services.
12. Create or support school-based contacts that parents can engage with to seek immediate treatment services for their child; and support prevention, intervention, treatment, and recovery programs focused on young people.
13. Develop and support best practices on addressing OUD in the workplace.
14. Support assistance programs for health care providers with OUD.
15. Engage non-profits and the faith community as a system to support outreach for treatment.
16. Support centralized call centers that provide information and connections to appropriate services and supports for persons with OUD and any co-occurring SUD/MH conditions.

C. SUPPORT PEOPLE IN TREATMENT AND RECOVERY AND REDUCE STIGMA

1. Provide comprehensive wrap-around services to individuals with OUD and any co-occurring SUD/MH conditions, including housing, transportation, education, job placement, job training, or childcare.
2. Provide the full continuum of care of treatment and recovery services for OUD and any co-occurring SUD/MH conditions, including supportive housing, peer support services and counseling, community navigators, case management, and connections to community-based services.
3. Provide counseling, peer-support, recovery case management and residential treatment with access to medications for those who need it to persons with OUD and any co-occurring SUD/MH conditions.
4. Provide access to housing for people with OUD and any co-occurring SUD/MH conditions, including supportive housing, recovery housing, housing assistance programs, training for housing providers, or recovery housing programs that allow or integrate FDA-approved medication with other support services.
5. Provide community support services, including social and legal services, to assist in deinstitutionalizing persons with OUD and any co-occurring SUD/MH conditions.
6. Support or expand peer-recovery centers, which may include support groups, social events, computer access, or other services for persons with OUD and any co-occurring SUD/MH conditions.
7. Provide or support transportation to treatment or recovery programs or services for persons with OUD and any co-occurring SUD/MH conditions.
8. Provide employment training or educational services for persons in treatment for or recovery from OUD and any co-occurring SUD/MH conditions.
9. Identify successful recovery programs such as physician, pilot, and college recovery programs, and provide support and technical assistance to increase the number and capacity of high-quality programs to help those in recovery.
10. Engage non-profits, faith-based communities, and community coalitions to support people in treatment and recovery and to support family members in their efforts to support the person with OUD in the family.

11. Provide training and development of procedures for government staff to appropriately interact and provide social and other services to individuals with or in recovery from OUD, including reducing stigma.
12. Support stigma reduction efforts regarding treatment and support for persons with OUD, including reducing the stigma on effective treatment.
13. Create or support culturally appropriate services and programs for persons with OUD and any co-occurring SUD/MH conditions, including new Americans.
14. Create and/or support recovery high schools.
15. Hire or train behavioral health workers to provide or expand any of the services or supports listed above.

D. ADDRESS THE NEEDS OF CRIMINAL-JUSTICE-INVOLVED PERSONS

1. Support pre-arrest or pre-arraignment diversion and deflection strategies for persons with OUD and any co-occurring SUD/MH conditions, including established strategies such as:
 - a) Self-referral strategies such as the Angel Programs or the Police Assisted Addiction Recovery Initiative ("PAARI");
 - b) Active outreach strategies such as the Drug Abuse Response Team ("DART") model;
 - c) "Naloxone Plus" strategies, which work to ensure that individuals who have received naloxone to reverse the effects of an overdose are then linked to treatment programs or other appropriate services;
 - d) Officer prevention strategies, such as the Law Enforcement Assisted Diversion ("LEAD") model;
 - e) Officer intervention strategies such as the Leon County, Florida Adult Civil Citation Network or the Chicago Westside Narcotics Diversion to Treatment Initiative; or
 - f) Co-responder and/or alternative responder models to address OUD-related 911 calls with greater SUD expertise.
2. Support pre-trial services that connect individuals with OUD and any co-occurring SUD/MH conditions to evidence-informed treatment, including MAT, and related services.
3. Support treatment and recovery courts that provide evidence-based options for persons with OUD and any co-occurring SUD/MH conditions.

4. Provide evidence-informed treatment, including MAT, recovery support, harm reduction, or other appropriate services to individuals with OUD and any co-occurring SUD/MH conditions who are incarcerated in jail or prison.
5. Provide evidence-informed treatment, including MAT, recovery support, harm reduction, or other appropriate services to individuals with OUD and any co-occurring SUD/MH conditions who are leaving jail or prison or have recently left jail or prison, are on probation or parole, are under community corrections supervision, or are in re-entry programs or facilities.
6. Support critical time interventions ("CTI"), particularly for individuals living with dual-diagnosis OUD/serious mental illness, and services for individuals who face immediate risks and service needs and risks upon release from correctional settings.
7. Provide training on best practices for addressing the needs of criminal justice-involved persons with OUD and any co-occurring SUD/MH conditions to law enforcement, correctional, or judicial personnel or to providers of treatment, recovery, harm reduction, case management, or other services offered in connection with any of the strategies described in this section.

E. ADDRESS THE NEEDS OF WOMEN WHO ARE OR MAY BECOME PREGNANT

1. Support evidence-based or evidence-informed treatment, including MAT, recovery services and supports, and prevention services for pregnant women—or women who could become pregnant—who have OUD and any co-occurring SUD/MH conditions, and other measures to educate and provide support to families affected by Neonatal Abstinence Syndrome.
2. Expand comprehensive evidence-based treatment and recovery services, including MAT, for uninsured women with OUD and any co-occurring SUD/MH conditions for up to 12 months postpartum.
3. Provide training for obstetricians or other healthcare personnel who work with pregnant women and their families regarding treatment of OUD and any co-occurring SUD/MH conditions.
4. Expand comprehensive evidence-based treatment and recovery support for NAS babies; expand services for better continuum of care with infant-need dyad; and expand long-term treatment and services for medical monitoring of NAS babies and their families.

5. Provide training to health care providers who work with pregnant or parenting women on best practices for compliance with federal requirements that children born with NAS get referred to appropriate services and receive a plan of safe care.
6. Provide child and family supports for parenting women with OUD and any co-occurring SUD/MH conditions.
7. Provide enhanced family support and childcare services for parents with OUD and any co-occurring SUD/MH conditions.
8. Provide enhanced support for children and family members suffering trauma as a result of addiction in the family; and offer trauma-informed behavioral health treatment for adverse childhood events.
9. Offer home-based wrap-around services to persons with OUD and any co-occurring SUD/MH conditions, including, but not limited to, parent skills training.
10. Provide support for Children's Services—Fund additional positions and services, including supportive housing and other residential services, relating to children being removed from the home and/or placed in foster care due to custodial opioid use.

PART TWO: PREVENTION

F. PREVENT OVER-PRESCRIBING AND ENSURE PROPER PRESCRIBING OF OPIOIDS

1. Funding medical provider education and outreach regarding best prescribing practices for opioids consistent with the Guidelines for Prescribing Opioids for Chronic Pain from the U.S. Centers for Disease Control and Prevention, including providers at hospitals (academic detailing).
2. Training for health care providers regarding safe and responsible opioid prescribing, dosing, and tapering patients off opioids.
3. Continuing Medical Education (CME) on appropriate prescribing of opioids.
4. Providing Support for non-opioid pain treatment alternatives, including training providers to offer or refer to multi-modal, evidence-informed treatment of pain.

5. Supporting enhancements or improvements to Prescription Drug Monitoring Programs ("PDMPs"), including, but not limited to, improvements that:
 - a) Increase the number of prescribers using PDMPs;
 - b) Improve point-of-care decision-making by increasing the quantity, quality, or format of data available to prescribers using PDMPs, by improving the interface that prescribers use to access PDMP data, or both; or
 - c) Enable states to use PDMP data in support of surveillance or intervention strategies, including MAT referrals and follow-up for individuals identified within PDMP data as likely to experience OUD in a manner that complies with all relevant privacy and security laws and rules.
6. Ensuring PDMPs incorporate available overdose/naloxone deployment data, including the United States Department of Transportation's Emergency Medical Technician overdose database in a manner that complies with all relevant privacy and security laws and rules.
7. Increasing electronic prescribing to prevent diversion or forgery.
8. Educating dispensers on appropriate opioid dispensing.

G. PREVENT MISUSE OF OPIOIDS

1. Funding media campaigns to prevent opioid misuse.
2. Corrective advertising or affirmative public education campaigns based on evidence.
3. Public education relating to drug disposal.
4. Drug take-back disposal or destruction programs.
5. Funding community anti-drug coalitions that engage in drug prevention efforts.
6. Supporting community coalitions in implementing evidence-informed prevention, such as reduced social access and physical access, stigma reduction—including staffing, educational campaigns, support for people in treatment or recovery, or training of coalitions in evidence-informed implementation, including the Strategic Prevention Framework developed by the U.S. Substance Abuse and Mental Health Services Administration ("SAMHSA").

7. Engaging non-profits and faith-based communities as systems to support prevention.
8. Funding evidence-based prevention programs in schools or evidence-informed school and community education programs and campaigns for students, families, school employees, school athletic programs, parent-teacher and student associations, and others.
9. School-based or youth-focused programs or strategies that have demonstrated effectiveness in preventing drug misuse and seem likely to be effective in preventing the uptake and use of opioids.
10. Create or support community-based education or intervention services for families, youth, and adolescents at risk for OUD and any co-occurring SUD/MH conditions.
11. Support evidence-informed programs or curricula to address mental health needs of young people who may be at risk of misusing opioids or other drugs, including emotional modulation and resilience skills.
12. Support greater access to mental health services and supports for young people, including services and supports provided by school nurses, behavioral health workers or other school staff, to address mental health needs in young people that (when not properly addressed) increase the risk of opioid or another drug misuse.

H. PREVENT OVERDOSE DEATHS AND OTHER HARMS (HARM REDUCTION)

1. Increased availability and distribution of naloxone and other drugs that treat overdoses for first responders, overdose patients, individuals with OUD and their friends and family members, schools, community navigators and outreach workers, persons being released from jail or prison, or other members of the general public.
2. Public health entities providing free naloxone to anyone in the community.
3. Training and education regarding naloxone and other drugs that treat overdoses for first responders, overdose patients, patients taking opioids, families, schools, community support groups, and other members of the general public.
4. Enabling school nurses and other school staff to respond to opioid overdoses, and provide them with naloxone, training, and support.

5. Expanding, improving, or developing data tracking software and applications for overdoses/naloxone revivals.
6. Public education relating to emergency responses to overdoses.
7. Public education relating to immunity and Good Samaritan laws.
8. Educating first responders regarding the existence and operation of immunity and Good Samaritan laws.
9. Syringe service programs and other evidence-informed programs to reduce harms associated with intravenous drug use, including supplies, staffing, space, peer support services, referrals to treatment, fentanyl checking, connections to care, and the full range of harm reduction and treatment services provided by these programs.
10. Expanding access to testing and treatment for infectious diseases such as HIV and Hepatitis C resulting from intravenous opioid use.
11. Supporting mobile units that offer or provide referrals to harm reduction services, treatment, recovery supports, health care, or other appropriate services to persons that use opioids or persons with OUD and any co-occurring SUD/MH conditions.
12. Providing training in harm reduction strategies to health care providers, students, peer recovery coaches, recovery outreach specialists, or other professionals that provide care to persons who use opioids or persons with OUD and any co-occurring SUD/MH conditions.
13. Supporting screening for fentanyl in routine clinical toxicology testing.

PART THREE: OTHER STRATEGIES

I. FIRST RESPONDERS

1. Education of law enforcement or other first responders regarding appropriate practices and precautions when dealing with fentanyl or other drugs.
2. Provision of wellness and support services for first responders and others who experience secondary trauma associated with opioid-related emergency events.

J. LEADERSHIP, PLANNING AND COORDINATION

1. Statewide, regional, local or community regional planning to identify root causes of addiction and overdose, goals for reducing harms related to the opioid epidemic, and areas and populations with the greatest needs for treatment intervention services, and to support training and technical assistance and other strategies to abate the opioid epidemic described in this opioid abatement strategy list.
2. A dashboard to (a) share reports, recommendations, or plans to spend opioid settlement funds; (b) to show how opioid settlement funds have been spent; (c) to report program or strategy outcomes; or (d) to track, share or visualize key opioid or health-related indicators and supports as identified through collaborative statewide, regional, local or community processes.
3. Invest in infrastructure or staffing at government or not-for-profit agencies to support collaborative, cross-system coordination with the purpose of preventing overprescribing, opioid misuse, or opioid overdoses, treating those with OUD and any co-occurring SUD/MH conditions, supporting them in treatment or recovery, connecting them to care, or implementing other strategies to abate the opioid epidemic described in this opioid abatement strategy list.
4. Provide resources to staff government oversight and management of opioid abatement programs.

K. TRAINING

1. Provide funding for staff training or networking programs and services to improve the capability of government, community, and not-for-profit entities to abate the opioid crisis.
2. Support infrastructure and staffing for collaborative cross-system coordination to prevent opioid misuse, prevent overdoses, and treat those with OUD and any co-occurring SUD/MH conditions, or implement other strategies to abate the opioid epidemic described in this opioid abatement strategy list (e.g., health care, primary care, pharmacies, PDMPs, etc.).

L. RESEARCH

1. Monitoring, surveillance, data collection and evaluation of programs and strategies described in this opioid abatement strategy list.
2. Research non-opioid treatment of chronic pain.

3. Research on improved service delivery for modalities such as SBIRT that demonstrate promising but mixed results in populations vulnerable to opioid use disorders.
4. Research on novel harm reduction and prevention efforts such as the provision of fentanyl test strips.
5. Research on innovative supply-side enforcement efforts such as improved detection of mail-based delivery of synthetic opioids.
6. Expanded research on swift/certain/fair models to reduce and deter opioid misuse within criminal justice populations that build upon promising approaches used to address other substances (e.g., Hawaii HOPE and Dakota 24/7).
7. Epidemiological surveillance of OUD-related behaviors in critical populations, including individuals entering the criminal justice system, including, but not limited to approaches modeled on the Arrestee Drug Abuse Monitoring ("ADAM") system.
8. Qualitative and quantitative research regarding public health risks and harm reduction opportunities within illicit drug markets, including surveys of market participants who sell or distribute illicit opioids.
9. Geospatial analysis of access barriers to MAT and their association with treatment engagement and treatment outcomes.

Exhibit B

Participating Local Government Allocation Proportions

Local Government	Percentage of Localized Share
Aberdeen City	1.78%
Aurora County	0.12%
Beadle County	0.87%
Bennett County	0.18%
Bon Homme County	0.60%
Box Elder City	0.22%
Brandon City	0.40%
Brookings City	2.42%
Brookings County	0.28%
Brown County	1.77%
Brule County	0.80%
Buffalo County	0.18%
Butte County	0.89%
Campbell County	0.06%
Charles Mix County	0.80%
Clark County	0.25%
Clay County	0.44%
Codington County	0.87%
Corson County	0.34%
Custer County	1.08%
Davison County	0.68%
Day County	0.39%
Deuel County	0.40%
Dewey County	0.36%
Douglas County	0.28%
Edmunds County	0.25%
Fall River County	2.19%
Faulk County	0.27%
Grant County	0.69%
Gregory County	0.55%
Haakon County	0.17%
Hamlin County	0.33%
Hand County	0.24%
Hanson County	0.14%
Harding County	0.06%
Hughes County	0.81%
Huron City	0.83%
Hutchinson County	0.56%
Hyde County	0.06%
Jackson County	0.14%

Jerauld County	0.32%
Jones County	0.04%
Kingsbury County	0.37%
Lake County	0.82%
Lawrence County	2.38%
Lincoln County	1.26%
Lyman County	0.32%
Marshall County	0.56%
McCook County	0.30%
McPherson County	0.16%
Meade County	3.26%
Mellette County	0.18%
Miner County	0.16%
Minnehaha County	12.22%
Mitchell City	1.50%
Moody County	0.47%
Oglala Lakota County	1.39%
Pennington County	8.06%
Perkins County	0.37%
Pierre City	0.62%
Potter County	0.18%
Rapid City	6.94%
Roberts County	0.99%
Sanborn County	0.11%
Sioux Falls City	21.67%
Spearfish City	0.82%
Spink County	0.73%
Stanley County	0.17%
Sully County	0.06%
Todd County	1.06%
Tripp County	0.62%
Turner County	0.65%
Union County	1.45%
Vermillion City	0.59%
Walworth County	0.56%
Watertown City	1.61%
Yankton City	1.22%
Yankton County	1.42%
Ziebach County	0.30%

Exhibit C

