

**RAÚL R. LABRADOR**

Attorney General  
State of Idaho

**James J. Simeri**

Division Chief  
Consumer Protection Division

**Stephanie N. Guyon** (ISB No. 5989)

Deputy Attorney General  
Idaho Attorney General's Office  
Consumer Protection Division  
P.O. Box 83720 • Boise, ID 83720-0010  
954 W. Jefferson St., 2<sup>nd</sup> Fl. • Boise, ID 83702  
(208) 334-2424 • [stephanie.guyon@ag.idaho.gov](mailto:stephanie.guyon@ag.idaho.gov)

McDevitt, Annie

*Attorneys for the State of Idaho*

**IN THE DISTRICT COURT OF THE FOURTH JUDICIAL DISTRICT  
OF THE STATE OF IDAHO, IN AND FOR THE COUNTY OF ADA**

STATE OF IDAHO, through ATTORNEY  
GENERAL RAÚL LABRADOR,

*Plaintiff,*

v.

CVS HEALTH CORPORATION and CVS  
PHARMACY, INC.

*Defendants.*

Case No. CV01-23-17989

**CONSENT JUDGMENT**

Pursuant to Idaho Code § 48-606(4), the State of Idaho (“*State*”) and CVS Health Corporation and CVS Pharmacy, Inc., together with and all of their past and present direct and indirect parents and subsidiaries (collectively, “*CVS*”) (together with the State, the “*Parties*,” and each a “*Party*”) have entered into a consensual resolution of the above-captioned litigation (the “*Action*”) pursuant to a settlement agreement dated as of December 9, 2022 (as subsequently updated) (the “*Agreement*”), a copy of which is attached hereto as Exhibit A. The Agreement shall become effective by its terms upon the entry of this Final Consent Judgment (the “*Consent Judgment*”) by the Court without trial or adjudication of any contested issue of fact or law, and without finding or admission of wrongdoing or liability of any kind.

**RECITALS:**

1. Each Party warrants and represents that it engaged in arm’s-length negotiations in good faith. In hereby executing the Agreement, the Parties intend to effect a good-faith settlement.
2. The State, acting through its Attorney General, has determined that the Agreement and entry of this Consent Judgment is in the public interest.
3. CVS denies the allegations against it and denies that it has any liability whatsoever to the State, its Subdivisions, and/or (a) any of the State’s or its Subdivisions’ departments, agencies, divisions, boards, commissions, districts, instrumentalities of any kind and attorneys, including its Attorney General, and any person in his or her official capacity whether elected or appointed to serve any of the foregoing and any agency, person, or other entity claiming by or through any of the foregoing, (b) any public entities, public instrumentalities, public educational institutions, unincorporated districts, fire districts, irrigation districts, water districts, law enforcement districts, emergency services districts, school districts, hospital districts and other Special Districts in the State, and (c) any person or entity acting in a *parens patriae*, sovereign, quasi-sovereign, private attorney general, *qui tam*, taxpayer, or other capacity seeking relief on

behalf of or generally applicable to the general public. CVS is entering into this Consent Judgment solely for the purpose of settlement, and nothing contained herein may be taken as or construed to be an admission or concession of any violation of law, rule, regulation, or ordinance, or of any other matter of fact or law, or of any fault, liability, or wrongdoing, all of which CVS denies.

4. The Parties recognize that the outcome of the Action is uncertain and a final resolution through the adversarial process likely will require protracted litigation.

5. The Parties agree to the entry of the injunctive relief terms attached as Exhibit P to the Agreement.

6. Therefore, without any admission of liability or wrongdoing by CVS or any other Released Entities (as defined in the Agreement), and without this Consent Judgment constituting evidence against or admission by anyone with respect to any issue of fact or law, the Parties now mutually consent to the entry of this Consent Judgment and agree to dismissal of the claims with prejudice pursuant to the terms of the Agreement to avoid the delay, expense, inconvenience, and uncertainty of protracted litigation.

**NOW THEREFORE, IT IS HEREBY ORDERED, ADJUDGED AND DECREED THAT:**

In consideration of the mutual promises, terms, and conditions set forth in the Agreement, the adequacy of which is hereby acknowledged by all Parties, it is agreed by and between CVS and the State, and adjudicated by the Court, as follows:

1. The foregoing Recitals are incorporated herein and constitute an express term of this Consent Judgment.

2. The Parties have entered into a full and final settlement of all Released Claims of Releasers (including but not limited to the State) against CVS and the Released Entities pursuant to the terms and conditions set forth in the Agreement. This Consent Judgment summarizes and gives effect to those terms. In the event of a conflict between the terms of the Agreement

(including its exhibits) and language in this Consent Judgment, the terms of the Agreement shall govern. Nothing in this summary document shall have the effect of expanding, diminishing, explaining, or otherwise modifying any term of the Agreement.

3. The “Definitions” set forth in Section I of the Agreement are incorporated by reference into this Consent Judgment. The State is a “Settling State” within the meaning of the Agreement. Unless otherwise defined herein, capitalized terms in this Consent Judgment shall have the same meaning given to them in the Agreement.

4. The Parties agree that the Court has jurisdiction over the subject matter of the Action and over the Parties with respect to the Action and this Consent Judgment. This Consent Judgment shall not constitute and shall not be construed or used as a waiver of any jurisdictional defense CVS or any other Released Entity may raise in any other proceeding.

5. The Court finds that the Agreement was entered into in good faith and is in the public interest, and that entry of this Consent Judgment is in the public interest. By this Consent Judgment, the Agreement is hereby approved by the Court.

6. The State’s Claims against CVS are hereby DISMISSED WITH PREJUDICE, subject to a retention of jurisdiction by the Court as provided herein and in the Agreement.

7. The Court shall have authority to resolve disputes identified in Section VI.F.2 of the Agreement, governed by the rules and procedures of the Court.

8. By this Consent Judgment the Idaho Opioid Settlement Intrastate Allocation Agreement Between the State of Idaho, Health Districts, and Eligible Local Governments (“*Idaho Intrastate Allocation Agreement*”), a copy of which is attached hereto as Exhibit C and as incorporated into the Agreement pursuant to Exhibit O of the Agreement, is hereby approved by the Court as the means by which relevant funds paid pursuant to the Agreement will be divided



within the State, provided that any Subdivision receiving such funds executes a Subdivision Participation Agreement accepting the terms of the Agreement, including the releases provided therein.

9. The Parties have satisfied the Condition to Effectiveness of Agreement set forth in Section VIII of the Agreement and the Release set forth in Sections XI.A and G of the Agreement, as follows:

- a. The Attorney General of the State exercised the fullest extent of his or her powers to release CVS and all other Released Entities from all Released Claims pursuant to the release attached hereto as Exhibit B (the “AG Release”).
- b. CVS has determined to proceed with the Agreement.
- c. The Subdivision Participation Agreement for each Participating Subdivision in the State that has joined to date has been made available to CVS. As stated in the Subdivision Participation Agreement, and for the avoidance of doubt, nothing in the Subdivision Participation Agreement executed by the Participating Subdivisions is intended to modify in any way the terms of the Agreement to which the Participating Subdivisions agree. As stated in the Subdivision Participation Agreement, to the extent the terms of the executed version of the Subdivision Participation Agreement differ from the terms of the Agreement in any respect, the terms of the Agreement control.
- d. Pursuant to Section VIII.C of the Agreement and Paragraph 2 of the Subdivision Participation Agreement, each Litigating Subdivision in the State that has become a Participating Subdivision is dismissing with prejudice any Released Claims that it has filed against CVS or any of the Released Entities.

10. Release. The Parties acknowledge that the release provisions in Section XI of the Agreement and the AG Release, which are incorporated by reference herein, are an integral part of this Consent Judgment. Pursuant to the Agreement and the AG Release and without limitation and to the maximum extent of the power of the State’s Attorney General, CVS and the other Released Entities are, as of the Effective Date, hereby released from any and all Released Claims of (a) the State and its Participating Subdivisions and any of their departments, agencies, divisions, boards, commissions, Subdivisions, districts, instrumentalities of any kind and attorneys, including

the State's Attorney General, and any person in his or her official capacity whether elected or appointed to serve any of the foregoing, and any agency, person, or other entity claiming by or through any of the foregoing, (b) any public entities, public instrumentalities, public educational institutions, unincorporated districts, fire districts, irrigation districts, water districts, law enforcement districts, emergency services districts, school districts, hospital districts, and other Special Districts in the State, and (c) any person or entity acting in a *parens patriae*, sovereign, quasi-sovereign, private attorney general, *qui tam*, taxpayer, or other capacity seeking relief on behalf of or generally applicable to the general public with respect to the State or any Subdivision in the State, whether or not any of them participate in the Agreement. Pursuant to the Agreement and the AG Release and to the maximum extent of the State's power, CVS and the other Released Entities are, as of the Effective Date, hereby released from any and all Released Claims of (1) the State, (2) all past and present executive departments, state agencies, divisions, boards, commissions and instrumentalities with the regulatory authority to enforce state and federal controlled substances acts, and (3) any of the State's past and present executive departments, agencies, divisions, boards, commissions and instrumentalities that have the authority to bring Claims related to Alleged Harms and/or Covered Conduct seeking money (including abatement and/or remediation) or revocation of a pharmaceutical distribution or dispensing license. For the purposes of clause (3) above, executive departments, agencies, divisions, boards, commissions, and instrumentalities are those that are under the executive authority or direct control of the State's Governor. Further, the provisions set forth in Section XI of the Agreement are incorporated by reference into this Consent Judgment as if fully set forth herein. The Parties acknowledge, and the Court finds, that those provisions are an integral part of the Agreement and this Consent Judgment,

and shall govern the rights and obligations of all participants in the settlement, including without limitation the State, CVS and the Released Entities.

11. Release of Unknown Claims. The State (for itself and its Releasors) expressly waives, releases, and forever discharges any and all provisions, rights, and benefits conferred by any law of any state or territory of the United States or other jurisdiction, or principle of common law, which is similar, comparable, or equivalent to § 1542 of the California Civil Code, which reads:

**General Release; extent.** A general release does not extend to claims that the creditor or releasing party does not know or suspect to exist in his or her favor at the time of executing the release that, if known by him or her, would have materially affected his or her settlement with the debtor or released party.

The State may hereafter discover facts other than or different from those which it knows, believes, or assumes to be true with respect to the Released Claims, but the State (for itself and its Releasors) expressly waived and fully, finally, and forever settled, released and discharged, through the Agreement and AG Release, any and all Released Claims that may exist as of the Effective Date but which the State does not know or suspect to exist, whether through ignorance, oversight, error, negligence or through no fault whatsoever, and which, if known, would have materially affected the State's decision to enter into the Agreement.

12. The Court finds that the releases are given in good faith and are effective as to all Releasors and Released Entities.

13. Costs and Fees. The Parties will bear their own costs and attorneys' fees except as otherwise provided in the Agreement.

14. No Admission of Liability. CVS is consenting to this Consent Judgment solely for the purpose of effectuating the Agreement, and nothing contained herein may be taken as or construed to be an admission or concession of any violation of law, rule, or regulation, or of any

other matter of fact or law, or of any liability or wrongdoing, all of which CVS expressly denies. Neither CVS nor any other Released Entity admits that it caused or contributed to any public nuisance, and neither CVS nor any other Released Entity admits any wrongdoing that was or could have been alleged by the State, its Participating Subdivisions, or any other person or entity. No part of this Consent Judgment shall constitute evidence of any liability, fault, or wrongdoing by CVS or any other Released Entity. The Parties acknowledge that payments made under the Agreement are not a fine, penalty, or payment in lieu thereof and are properly characterized as described in Section V.F of the Agreement.

15. No Waiver. This Consent Judgment is entered based on the Agreement without trial or adjudication of any contested issue of fact or law or finding of liability of any kind. This Consent Judgment shall not be construed or used as a waiver of CVS's right, or any other Released Entity's right, to defend itself from, or make any arguments in, any other regulatory, governmental, private individual, or class claims or suits relating to the subject matter or terms of this Consent Judgment. Notwithstanding the foregoing, the State may enforce the terms of this Consent Judgment as expressly provided in the Agreement.

16. No Private Right of Action. This Consent Judgment is not for use by any third party for any purpose, including submission to any court for any purpose, except Participating Subdivisions for the limited purposes set forth in Section VI.A of the Agreement. Except as expressly provided in the Agreement, no portion of the Agreement or this Consent Judgment shall provide any rights to, or be enforceable by, any person or entity that is not a Settling State or Released Entity. The State shall allow Participating Subdivisions in the State to notify it of any perceived violations of the Agreement or this Consent Judgment. No Settling State, including the State, may assign or otherwise convey any right to enforce any provision of the Agreement.

17. Admissibility. This Consent Judgment shall not be admissible in any other case against CVS or any other Released Entity. This Consent Judgment shall not be binding on CVS or any other Released Entity in any respect other than in connection with the enforcement of this Consent Judgment or the Agreement in the State. For the avoidance of doubt, nothing herein shall prohibit CVS or any other Released Entity from entering this Consent Judgment or the Agreement into evidence in any litigation or arbitration concerning (1) CVS's right to coverage under an insurance contract or (2) the enforcement of the releases provided for by the Agreement and this Consent Judgment.

18. Preservation of Privilege. Nothing contained in the Agreement or this Consent Judgment, and no act required to be performed pursuant to the Agreement or this Consent Judgment, is intended to constitute, cause, or effect any waiver (in whole or in part) of any attorney-client privilege, work product protection, patient-safety work product protection, or common interest/joint defense privilege, and each Party agrees that it shall not make or cause to be made in any forum any assertion to the contrary.

19. Mutual Interpretation. The Parties agree and stipulate that the Agreement was negotiated on an arm's-length basis between parties of equal bargaining power and was drafted jointly by counsel for each Party. Accordingly, the Agreement is incorporated herein by reference and shall be mutually interpreted and not construed in favor of or against any Party.

20. Retention of Jurisdiction. The Court shall retain jurisdiction over the Parties for the limited purpose of the resolution of disputes identified in Section VI.F.2 of the Agreement. The Court shall have jurisdiction over Participating Subdivisions in the State for the limited purposes identified in the Agreement.

21. Successors and Assigns. This Consent Judgment is binding on CVS's successors and assigns.

22. Modification. This Consent Judgment shall not be modified (by the Court, by any other court, or by any other means) without the consent of the State and CVS. Modification of the Agreement shall be governed by Section XIII.W of the Agreement.

**APPROVED, AGREED TO AND PRESENTED BY:**

**RAÚL R. LABRADOR  
ATTORNEY GENERAL  
STATE OF IDAHO**

11/6/2023

Date

By:

  
Stephanie N. Guyon  
Deputy Attorney General

11/6/2023

Date

/s/ Terry C. Copple

TERRY C. COPPLE, ESQ.

Davison, Copple, Copple & Copple, LLP

Chase Capitol Plaza

199 N. Capitol Boulevard, Suite 600

P.O. Box 1583

Boise, Idaho 83701

208.342.3658

tc@davisoncopples.com

# Exhibit A

# **CVS SETTLEMENT**

# **AGREEMENT**



**TABLE OF CONTENTS**

	<b><u>Page</u></b>
I. Definitions.....	2
II. Participation by States and Condition to Preliminary Agreement .....	14
III. Injunctive Relief.....	15
IV. Settlement Payments .....	16
V. Allocation and Use of Settlement Payments.....	31
VI. Enforcement.....	38
VII. Participation by Subdivisions .....	43
VIII. Condition to Effectiveness of Agreement and Filing of Consent Judgment .....	46
IX. Additional Remediation .....	46
X. Plaintiffs’ Attorneys’ Fees and Costs .....	47
XI. Release .....	47
XII. Later Litigating Subdivisions; Non-Settling States .....	52
XIII. Miscellaneous .....	53
EXHIBIT A – Alleged Harms .....	A-1
EXHIBIT B – Enforcement Committee Organization Bylaws .....	B-1
EXHIBIT C – Litigating Subdivision List.....	C-1
EXHIBIT D – [Intentionally Omitted] .....	D-1
EXHIBIT E – List of Opioid Remediation Uses .....	E-1
EXHIBIT F – List of States and Allocation Percentages .....	F-1
EXHIBIT G – Subdivisions Eligible to Receive Direct Allocations from the Subdivision Fund and Subdivision Fund Allocation Percentages .....	G-1
EXHIBIT H – [Intentionally Omitted] .....	H-1
EXHIBIT I – Primary Subdivisions.....	I-1
EXHIBIT J – Illustrative List of Released Entities .....	J-1

EXHIBIT K – Subdivision Participation Form and Release .....	K-1
EXHIBIT L – Settlement Fund Administrator .....	L-1
EXHIBIT M – Maximum Payment Amounts.....	M-1
EXHIBIT N – Additional Remediation Amount Allocation Percentages .....	N-1
EXHIBIT O – Adoption of a State-Subdivision Agreement .....	O-1
EXHIBIT P – Injunctive Relief .....	P-1
EXHIBIT Q – [Intentionally Omitted] .....	Q-1
EXHIBIT R – Agreement on Attorneys’ Fees, Costs, and Expenses .....	R-1
EXHIBIT S – Agreement on the State Outside Counsel Fee Fund .....	S-1
EXHIBIT T – Agreement on the Joint State Cost Fund .....	T-1
EXHIBIT U – IRS Form 1098-F .....	U-1
EXHIBIT V – CVS Settlement Agreement Sign-on Form.....	V-1
EXHIBIT W – Non-Litigating Threshold Subdivisions List.....	W-1
EXHIBIT X – Governor’s Release of Opioid-Related Claims.....	X-1

## **CVS SETTLEMENT AGREEMENT**

This Settlement Agreement, dated as of December 9, 2022 (the “*Agreement*”), sets forth the terms of settlement between and among the Settling States, CVS, and the Participating Subdivisions (as those terms are defined below). Upon satisfaction of the conditions set forth in Section II and Section VIII, this Agreement will be binding on all Settling States, Participating Subdivisions, and CVS. This Agreement will then be submitted for entry as part of Consent Judgments in the respective courts of each of the Settling States, pursuant to the terms set forth in Section VIII.

WHEREAS, certain States and Subdivisions have filed or could file Actions in various forums against CVS raising Claims or allegations concerning, related to, based upon, or in connection with the Alleged Harms and/or the Covered Conduct;

WHEREAS, CVS (i) denies each and all of the Claims and allegations of wrongdoing made by the States and Litigating Subdivisions in each of the Actions and maintains that it has meritorious defenses; (ii) denies all assertions of wrongdoing or liability against CVS arising out of any of the conduct, statements, acts or omissions alleged, or that could have been alleged, in the Actions already brought or that could be brought by any State or Subdivision related to the Covered Conduct and/or Alleged Harms and contends that the factual allegations made in the current Actions relating to CVS are false and materially inaccurate; (iii) denies that any State, Subdivision, or resident thereof was harmed by any conduct of CVS; (iv) denies liability, denies any wrongdoing, and denies it violated any federal or state statute, regulation, or common law; and (v) maintains that CVS would be able to successfully defend against the Claims and allegations at trial, that the facts do not support the allegations, that CVS engaged in no misconduct or unlawful activity, and that CVS caused no harm to any State, Subdivision, or resident thereof;

WHEREAS, the Parties have investigated the facts and analyzed the relevant legal issues regarding the Claims and defenses that have been or could have been asserted in the Actions;

WHEREAS, the Parties have determined that it is preferable to resolve any Claims the States and Subdivisions may have through a cooperative and mutually beneficial settlement that provides funding to remediate Alleged Harms;

WHEREAS, the Parties have each considered the costs, delays and uncertainty associated with the continued prosecution and defense of the Actions;

WHEREAS, the Parties believe the settlement set forth herein avoids the uncertainties of litigation and assures that the benefits reflected herein are obtained;

WHEREAS, the States have concluded that the terms of the settlement are fair, reasonable and adequate and in the best interests of the States and all Subdivisions and citizens and residents of the States;

WHEREAS, the Parties have agreed to the terms herein for the sole purpose of settlement, and nothing herein may be taken as or construed to be an admission or concession of any violation

of law, rule, or regulation, or of any other matter of fact or law, or of any liability or wrongdoing or lack thereof;

WHEREAS, no part of this Agreement, including its statements and commitments, shall constitute evidence of any liability, fault, or wrongdoing, or of any lack thereof; and

WHEREAS, unless the contrary is expressly stated, this Agreement is not intended for use by any Party or any third party for any purpose not expressly stated herein, including submission to any court for any purpose other than Court approvals associated with this Agreement.

NOW, THEREFORE, IT IS HEREBY AGREED by and between the Settling States, Participating Subdivisions, and CVS, by and through their respective counsel, as follows:

## **I. Definitions**

For all sections of this Agreement except Exhibit E and Exhibit P, the following definitions apply:

A. “*Actions*” means any lawsuit by a Settling State or Participating Subdivision asserting any Released Claim against one or more Released Entities.

B. “*Additional Remediation Amount*” means the amount available to the Settling States totaling up to \$28,527,739.

C. “*Advisory Committee*” has the meaning set forth in Section V.E.2.d.

D. “*Agreement*” has the definition set forth in the preamble, including all exhibits.

E. “*Alleged Harms*” means the alleged past, present, and future financial and societal harms and related expenditures arising out of the alleged misuse and abuse of Products, non-exclusive examples of which are described in the documents listed on Exhibit A, including those expenditures that have allegedly arisen as a result of the physical and bodily injuries sustained by individuals suffering from opioid-related addiction, abuse, death, and other related diseases and disorders, and that have allegedly been caused by CVS.

F. “*Allocation Statute*” means a state law that governs allocation, distribution, and/or use of some or all of the Settlement Fund amounts allocated to that State and/or its Subdivisions. In addition to modifying the allocation as set forth in Section V.D.2, an Allocation Statute may, without limitation, contain a Statutory Trust, further restrict expenditures of funds, form an advisory committee, establish oversight and reporting requirements, or address other default provisions and other matters related to the funds. An Allocation Statute is not required to address all three (3) types of funds comprising the Settlement Fund or all default provisions.

G. “*Annual Payment*” means the total amount payable to the Settlement Fund Administrator by CVS on the Payment Date each year, as calculated by the Settlement Fund Administrator pursuant to Section IV.C.3. For the avoidance of doubt, this term does not include the Additional Remediation Amount, amounts paid pursuant to Section X, amounts paid for the

cost of the Settlement Fund Administrator pursuant to Section V.C.4, or amounts paid for the cost of the Implementation Administrator pursuant to Section VIII.A.

- H. “*Appropriate Official*” has the meaning set forth in Section XIII.F.3.
- I. “*Base Payment*” has the meaning set forth in Section IV.G.
- J. “*Bankruptcy Code*” means Title 11 of the United States Code, 11 U.S.C. §§ 101, *et seq.*

K. “*Bar*” means either: (1) a law barring Subdivisions in a State from maintaining Released Claims against Released Entities (either through a direct bar or through a grant of authority to release claims and the exercise of such authority in full); or (2) a ruling by the highest court of the State (or, in a State with a single intermediate court of appeals, the intermediate court of appeals when not subject to further review by the highest court of the State) setting forth the general principle that Subdivisions in the State may not maintain any Released Claims against Released Entities, whether on the ground of this Agreement (or the release in it) or otherwise. For the avoidance of doubt, a law or ruling that is conditioned or predicated upon payment by a Released Entity (apart from payments made by CVS under this Agreement) shall not constitute a Bar.

L. “*Case-Specific Resolution*” means either: (1) a law barring the Subdivision at issue from maintaining any Released Claims against any Released Entities (either through a direct bar or through a grant of authority to release claims and the exercise of such authority in full); or (2) a ruling by a court of competent jurisdiction over the Subdivision at issue that the Subdivision may not maintain any Released Claims at issue against any Released Entities, whether on the ground of this Agreement (or the release in it) or otherwise. For the avoidance of doubt, a law or ruling that is conditioned or predicated upon payment by a Released Entity (apart from payments made by CVS under this Agreement) shall not constitute a Case-Specific Resolution.

M. “*Claim*” means any past, present or future cause of action, claim for relief, cross-claim or counterclaim, theory of liability, demand, derivative claim, request, assessment, charge, covenant, damage, debt, lien, loss, penalty, judgment, right, obligation, dispute, suit, contract, controversy, agreement, *parens patriae* claim, promise, performance, warranty, omission, or grievance of any nature whatsoever, whether legal, equitable, statutory, regulatory or administrative, whether arising under federal, state or local common law, statute, regulation, guidance, ordinance or principles of equity, whether filed or unfiled, whether asserted or unasserted, whether known or unknown, whether accrued or unaccrued, whether foreseen, unforeseen or unforeseeable, whether discovered or undiscovered, whether suspected or unsuspected, whether fixed or contingent, and whether existing or hereafter arising, in all such cases, including but not limited to any request for declaratory, injunctive, or equitable relief, compensatory, punitive, or statutory damages, absolute liability, strict liability, restitution, abatement, subrogation, contribution, indemnity, apportionment, disgorgement, reimbursement, attorney fees, expert fees, consultant fees, fines, penalties, expenses, costs or any other legal, equitable, civil, administrative, or regulatory remedy whatsoever.

N. “*Claim-Over*” means a Claim asserted by a Non-Released Entity against a Released Entity on the basis of contribution, indemnity, or other claim-over on any theory relating to a Non-Party Covered Conduct Claim asserted by a Releasor.

O. “*Consent Judgment*” means a state-specific consent judgment in a form to be agreed by the Settling States and CVS prior to the Initial Subdivision Participation Date that, among other things, (1) approves this Agreement and (2) provides for the release set forth in Section XI.A., including the dismissal with prejudice of any Released Claims that the Settling State has brought against Released Entities.

P. “*Covered Conduct*” means any actual or alleged act, failure to act, negligence, statement, error, omission, breach of any duty, conduct, event, transaction, agreement, misstatement, misleading statement or other activity of any kind whatsoever from the beginning of time through the Effective Date (and any past, present or future consequence of any such act, failure to act, negligence, statement, error, omission, breach of duty, conduct, event, transaction, agreement, misstatement, misleading statement or other activity) in any line of business arising from or relating in any way to: (1) the distribution, dispensing, delivery, monitoring, reporting, supply, sale, prescribing, physical security, warehousing, coverage, purchases, reimbursement, discovery, development, manufacture, packaging, repackaging, marketing, promotion, advertising, labeling, recall, withdrawal, and/or any similar act or failure to act related to any Product; the use and/or abuse of any Product; orders, prescriptions, formularies, guidelines, payments and/or rebates for any Product; policies, practices and/or operating procedures, statements, contracts, commercial arrangements, insurance, claim and/or benefit administration, claim adjudication, plan design, data and/or sales thereof, and/or any similar act or failure to act relating to any Product; and/or any system, plan, policy and/or advocacy relating to any Product, including but not limited to unbranded promotion, marketing, programs, and/or campaigns related to any Product and/or class of Products; (2) the characteristics, properties, risks and/or benefits of any Product; (3) the reporting, disclosure, non-reporting and/or non-disclosure to federal, state and/or other regulators of orders and/or prescriptions, theft, diversion and/or any similar conduct related to any Product; (4) the purchasing, selling, acquiring, disposing of, importing, exporting, handling, processing, packaging, supplying, distributing, and/or converting any Product; and (5) controls against diversion, corresponding responsibility, and/or suspicious order monitoring related to any Product.

Q. “CVS” means CVS Health Corporation and CVS Pharmacy, Inc. and all of their past and present direct and indirect parents and subsidiaries. For the avoidance of doubt, this definition shall not in any way limit the definition of Released Entities.

R. “*Designated State*” means New York.

S. “*Effective Date*” means fifteen (15) calendar days after the Reference Date.

T. “*Eligible State*” means the states, commonwealths, and territories of the United States of America, but excluding Florida, New Mexico, and West Virginia. Eligible States are listed in Exhibit F-2. The use of non-capitalized “state” to describe something (e.g., “state court”) shall also be read to include parallel entities in commonwealths, territories, and the District of Columbia (e.g., “territorial court”).

U. “*Enforcement Committee*” means a committee consisting of certain representatives of the Settling States and of the Participating Subdivisions selected and operating pursuant to the organizational bylaws set forth at Exhibit B. Notice pursuant to Section XIII.Q shall be provided when there are changes in membership or contact information.

V. “*Final Order*” means an order or judgment of a court of competent jurisdiction with respect to the applicable subject matter (1) which has not been reversed or superseded by a modified or amended order, is not currently stayed, and as to which any right to appeal or seek *certiorari*, review, reargument, stay, or rehearing has expired, and as to which no appeal or petition for *certiorari*, review, reargument, stay, or rehearing is pending, or (2) as to which an appeal has been taken or petition for *certiorari*, review, reargument, stay, or rehearing has been filed and (a) such appeal or petition for *certiorari*, review, reargument, stay, or rehearing has been resolved by the highest court to which the order or judgment was appealed or from which *certiorari*, review, reargument, stay, or rehearing was sought, or (b) the time to appeal further or seek *certiorari*, review, reargument, stay, or rehearing has expired and no such further appeal or petition for *certiorari*, review, reargument, stay, or rehearing is pending.

W. “*Global Settlement Amount*” means the sum of (a) the Maximum Remediation Payment, (b) the Additional Remediation Amount, and (c) any attorneys’ fees and costs set forth in Exhibit R, Exhibit S and Exhibit T.

X. “*Implementation Administrator*” means the vendor agreed to by CVS and the Enforcement Committee and retained by CVS to provide notice pursuant to Section VII.A and to manage the initial joinder period for Subdivisions, including the issuance and receipt of Subdivision Participation Agreements.

Y. “*Incentive C Eligible Subdivisions*” has the meaning set forth in Section IV.H.8.e.

Z. “*Incentive A*” and “*Incentive Payment A*” mean the incentive payment described in Section IV.H.6.

AA. “*Incentive B*” and “*Incentive Payment B*” mean the incentive payment described in Section IV.H.7.

BB. “*Incentive C*” and “*Incentive Payment C*” mean the incentive payment described in Section IV.H.8.

CC. “*Incentive Payment D*” means the incentive payment described in Section IV.H.9.

DD. “*Incentive Payment D Look-Back Dates*” has the meaning set forth in Section IV.H.9.d.

EE. “*Initial Participating Subdivision*” means a Subdivision that meets the requirements set forth in Section VII.D.

FF. “*Initial Subdivision Participation Date*” means ninety (90) calendar days after the Preliminary Agreement Date, unless it is extended by written agreement of CVS and the Enforcement Committee.

GG. “*Injunctive Relief Terms*” means the terms described in Section III and set forth in Exhibit P.

HH. “*Later Litigating Subdivision*” means a Subdivision (or Subdivision official asserting the right of or for the Subdivision to recover for Alleged Harms to the Subdivision and/or the people thereof) that: (1) first files a lawsuit bringing a Released Claim against a Released Entity after the Initial Subdivision Participation Date; or (2) adds a Released Claim against a Released Entity after the Initial Subdivision Participation Date to a lawsuit brought before the Initial Subdivision Participation Date that, prior to the Initial Subdivision Participation Date, did not include any Released Claims against a Released Entity; or (3) (a) was a Litigating Subdivision whose Released Claims against Released Entities were resolved by a legislative Bar or legislative Case-Specific Resolution as of the Initial Subdivision Participation Date, (b) such legislative Bar or legislative Case-Specific Resolution is subject to a Revocation Event after the Initial Subdivision Participation Date, and (c) the earlier of the date of completion of opening statements in a trial in an action brought by a Subdivision in that Settling State that includes a Released Claim against a Released Entity or one hundred eighty (180) days from the Revocation Event passes without a Bar or Case-Specific Resolution being implemented as to that Litigating Subdivision or the Litigating Subdivision’s Released Claims being dismissed; or (4) (a) was a Litigating Subdivision whose Released Claims against Released Entities were resolved by a judicial Bar or judicial Case-Specific Resolution as of the Initial Subdivision Participation Date, (b) such judicial Bar or judicial Case-Specific Resolution is subject to a Revocation Event after the Initial Subdivision Participation Date, and (c) such Litigating Subdivision takes any action in its lawsuit asserting a Released Claim against a Released Entity other than seeking a stay or dismissal.

II. “*Later Participating Subdivision*” means a Participating Subdivision that is not an Initial Participating Subdivision, but meets the requirements set forth in Section VII.E.

JJ. “*Litigating Subdivisions*” means all Subdivisions that have brought any Released Claim against any Released Entities as of the Initial Subdivision Participation Date. Attached as Exhibit C is a list of the Litigating Subdivisions in each Eligible State. Exhibit C will be updated (including with any corrections) periodically, and a final version of Exhibit C will be attached hereto as of the Initial Subdivision Participation Date.

KK. “*Maximum Remediation Payment*” means \$4,279,160,837, the total amount available to Eligible States for Annual Payments as set forth in Exhibit M-1.<sup>1</sup> The actual amount paid for Annual Payments is subject to reduction from the Maximum Remediation Payment for

---

<sup>1</sup> The total maximum amount of this settlement is up to \$5,022,083,578, which includes (i) up to \$4,279,160,837 in the Maximum Remediation Payment; (ii) up to \$539,457,124 in Common Benefit and Subdivision Attorneys’ Fees, Expenses and Costs; (iii) up to \$85,583,217 in the State Outside Counsel Fee Fund, State Cost Fund and Additional Remediation Amount; (iv) a credit of \$117,882,400 for CVS’s settlements with the state of New Mexico, state of West Virginia, and Nassau County and Suffolk County of New York. In no event shall CVS’s payment obligation under this Agreement exceed the sum of (i)-(iii) above (\$4,904,201,178).



Non-Settling States, unachieved incentive payments, and as otherwise set forth in this Agreement. In no event shall CVS's total Annual Payments under this Agreement ever exceed the Maximum Remediation Payment.

LL. “*Maximum Annual Remediation Payments*” means the total amount available to Eligible States for Annual Payments in each Payment Year as set forth in the “Total Remediation” column of Exhibit M-1. In no event shall an Annual Payment in Payment Years 1-5 exceed the Maximum Annual Remediation Payment for that Payment Year set forth in Exhibit M-1. For Payment Years 6-10, the Annual Payment may exceed the Maximum Annual Remediation Payment for that Payment Year only to the extent needed for Incentive Payment D for a Settling State that has not earned some or all Incentive Payment C in prior Payment Years, having resulted in correspondingly lower Annual Payments in those prior Payment Years. In no event shall an Annual Payment in Payment Years 6-10 exceed the range set forth in Exhibit M-2 for that Payment Year. For the avoidance of doubt, in no event shall the Annual Payments in Payment Years 6-10 cause CVS's total Annual Payments to exceed the Maximum Remediation Payment.

MM. “*National Arbitration Panel*” means the panel comprised as described in Section VI.F.3.b.

NN. “*National Disputes*” has the meaning set forth in Section VI.F.3.a.

OO. “*Non-Litigating Subdivision*” means any Subdivision that is neither a Litigating Subdivision nor a Later Litigating Subdivision.

PP. “*Non-Litigating Threshold Subdivision*” means (a) all Primary Subdivisions with populations equal to or greater than 30,000 that have not brought a Released Claim against any Released Entity as of the Initial Subdivision Participation Date and (b) any other Primary Subdivisions with populations between 10,000 and 30,000 that have not brought a Released Claim against any Released Entity but have brought a claim related to Products, including any Claims related to the Covered Conduct and/or Alleged Harms, against McKesson, AmerisourceBergen, Cardinal Health, Janssen Pharmaceuticals, or any parents, subsidiaries, divisions, predecessors, successors, and assigns of McKesson, AmerisourceBergen, Cardinal Health, or Janssen Pharmaceuticals. Attached as Exhibit W is a list of the Non-Litigating Threshold Subdivisions in each Eligible State. Exhibit W will be updated (including with any corrections) periodically, and a final version of Exhibit W will be attached hereto as of the Initial Subdivision Participation Date.

QQ. “*Non-Participating Subdivision*” means any Subdivision that is not a Participating Subdivision.

RR. “*Non-Party Covered Conduct Claim*” means a Claim against any Non-Released Entity involving, arising out of, or related to Alleged Harms and/or Covered Conduct (or conduct that would be Covered Conduct if engaged in by a Released Entity).

SS. “*Non-Party Settlement*” means a settlement by any Releasor that settles any Non-Party Covered Conduct Claim and includes a release of any Non-Released Entity.

TT. “*Non-Released Entity*” means an entity that is not a Released Entity.

UU. “*Non-Settling State*” means any Eligible State that is not a Settling State.

VV. “*Opioid Remediation*” means care, treatment, and other programs and expenditures (including reimbursement for past such programs or expenditures<sup>2</sup> except where this Agreement restricts the use of funds solely to future Opioid Remediation) designed to remediate Alleged Harms, including to (1) address the misuse and abuse of opioid products, (2) treat or mitigate opioid use or related disorders, or (3) mitigate other alleged effects of, including on those injured as a result of, the opioid epidemic. Exhibit E provides a non-exhaustive list of expenditures that qualify as being paid for Opioid Remediation. Qualifying expenditures may include reasonable related administrative expenses.

WW. “*Opioid Tax*” means any tax, assessment, surcharge or any other fee (other than a fixed prospective excise tax or similar tax or fee that has no restriction on pass-through) imposed by a Settling State on a pharmacy’s ordering or dispensing of opioid products. For the avoidance of doubt, an Opioid Tax shall not include a fee that a retail pharmacy pays to become registered or licensed to operate as a retail pharmacy or to dispense controlled substances in a Settling State, or to renew such a registration or license in a Settling State.

XX. “*Overall Allocation Percentage*” means a Settling State’s percentage as set forth in Exhibit F-2. For the avoidance of doubt, the aggregate Overall Allocation Percentage of all Eligible States (including Settling States and Non-Settling States) shall equal one hundred percent (100%).

YY. “*Participating Subdivision*” means any Subdivision in a Settling State that joins the Agreement and meets the requirements for becoming a Participating Subdivision under Section VII.B or Section VII.C, as applicable.

ZZ. “*Participation Percentage of Incentive C Eligible Subdivision Population*” has the meaning set forth in Section IV.H.8.d.

AAA. “*Participation Percentage of Litigating Subdivision Population*” has the meaning set forth in Section IV.H.7.d.

BBB. “*Parties*” means CVS and the Settling States (each, a “*Party*”).

CCC. “*Payment Year*” means the calendar year during which the applicable Annual Payment is due pursuant to Section IV.B. Payment Year 1 is 2023, Payment Year 2 is 2024 and so forth. References to payment “*for a Payment Year*” mean the Annual Payment due during that year. References to eligibility “*for a Payment Year*” mean eligibility for Annual Payment during that year.

DDD. “*Preliminary Agreement Date*” has the meaning set forth in Section II.C.

EEE. “*Primary Fire District*” means a fire district that covers a population of 25,000, or 0.20% of an Eligible State’s population if an Eligible State’s population is greater than 18 million.

---

<sup>2</sup> Reimbursement includes amounts paid to any governmental entities for past expenditures or programs.

If not easily calculable from state data sources and agreed to between the Eligible State and CVS, a fire district's population is calculated by dividing the population of the county or counties a fire district serves by the number of fire districts in the county or counties. "Primary Fire Districts" shall mean fire districts as identified in connection with the implementation of the July 21, 2021 Janssen Settlement Agreement.

FFF. "*Primary Subdivision*" means any General-Purpose Government (including, but not limited to, a municipality, county, county subdivision, city, town, township, parish, village, borough, gore, or any other entities that provide municipal-type government) with a population over 10,000. Attached as Exhibit I is an agreed list of the Primary Subdivisions in each Eligible State.

GGG. "*Prior Litigating Subdivision*" means a Subdivision (or Subdivision official) that brought any Released Claim against any Released Entity prior to the Initial Subdivision Participation Date and all such Released Claims were separately settled or finally adjudicated prior to the Initial Subdivision Participation Date; *provided, however*, that if the final adjudication was pursuant to a Bar, such Subdivision shall not be considered a Prior Litigating Subdivision. Notwithstanding the prior sentence, CVS and the Settling State of the relevant Subdivision may agree in writing that the Subdivision shall not be considered a Prior Litigating Subdivision.

HHH. "*Product*" means any chemical substance, whether licit or illicit, whether used for medicinal or non-medicinal purposes, and whether natural, synthetic, or semi-synthetic, or any finished pharmaceutical product made from or with such substance, that is (1) an opioid or opiate, as well as any product containing any such substance; (2) a benzodiazepine, a muscle relaxer, carisoprodol, zolpidem, or gabapentin; or (3) a combination or "cocktail" of any stimulant or other chemical substance prescribed, sold, bought, or dispensed to be used together that includes opioids or opiates. "Product" shall include, but is not limited to, any substance consisting of or containing buprenorphine, codeine, fentanyl, hydrocodone, hydromorphone, meperidine, methadone, morphine, oxycodone, oxymorphone, tapentadol, tramadol, opium, heroin, carfentanil, diazepam, estazolam, quazepam, alprazolam, clonazepam, oxazepam, flurazepam, triazolam, temazepam, midazolam, carisoprodol, gabapentin, or any variant of these substances or any similar substance. Notwithstanding the foregoing, nothing in this section prohibits a Settling State from taking administrative or regulatory action related to a benzodiazepine (including, but not limited to, diazepam, estazolam, quazepam, alprazolam, clonazepam, oxazepam, flurazepam, triazolam, temazepam, and midazolam), a muscle relaxer, carisoprodol, zolpidem, or gabapentin that is wholly independent from the use of such drugs in combination with opioids, provided such action does not seek money (including abatement and/or remediation) for conduct prior to the Effective Date.

III. "*Reference Date*" means the date on which CVS is to provide notice to the Settling States and the Enforcement Committee of its determination whether to proceed with this Agreement as required by Section VIII.B. The Reference Date shall be no later than thirty (30) days after the Initial Subdivision Participation Date, unless it is extended by the written agreement of CVS and the Enforcement Committee.

JJJ. “*Released Claims*” means any and all Claims that directly or indirectly are based on, arise out of, or in any way relate to or concern Covered Conduct and/or Alleged Harms occurring prior to the Initial Subdivision Participation Date. Without limiting the foregoing, “Released Claims” include any Claims that have been asserted against the Released Entities by any Settling State or any of its Litigating Subdivisions or Litigating Special Districts in any federal, state or local action or proceeding (whether judicial, arbitral, or administrative) based on, arising out of or relating to, in whole or in part, the Covered Conduct and/or Alleged Harms, or any such Claims that could be or could have been asserted now or in the future in those actions or in any comparable action or proceeding brought by a State, any of its Subdivisions or Special Districts, or any Releasors (whether or not such State, Subdivision, Special District, or Releasor has brought such action or proceeding). Released Claims also include all Claims asserted in any proceeding to be dismissed pursuant to the Agreement, whether or not such claims relate to Covered Conduct and/or Alleged Harms. The Parties intend that “Released Claims” be interpreted broadly. This Agreement does not release Claims by private individuals. It is the intent of the Parties that the use and/or effect of this Agreement in connection with Claims by private individuals be treated in accordance with applicable law. Released Claims is also used herein to describe Claims brought by a Later Litigating Subdivision or other non-party Subdivision that would have been Released Claims if they had been brought by a Releasor against a Released Entity.

KKK. “*Released Entities*” means CVS and (1) all of CVS’s past and present direct or indirect parents, subsidiaries, divisions, predecessors, successors, and assigns; (2) the past and present direct or indirect parents, subsidiaries, divisions, predecessors, successors, assigns, and joint ventures of any of the foregoing; (3) all of CVS’s insurers (solely in their role as insurers with respect to the Released Claims); (4) all of CVS’s, or of any entity described in subsection (1), past and present joint ventures; and (5) the respective past and present officers, directors, members, shareholders (solely in their capacity as shareholders of the foregoing entities), partners, trustees, and employees of any of the foregoing (for actions that occurred during and related to their work for, or employment with, CVS). Any person or entity described in subsections (3)-(5) shall be a Released Entity solely in the capacity described in such clause and shall not be a Released Entity with respect to its conduct in any other capacity. For the avoidance of doubt, any joint venture partner of a joint venture in subsection (2) or (4) is not a Released Entity unless such entity independently falls within subsections (1)-(5) above. An illustrative list of CVS’s present joint ventures, subsidiaries, affiliates and predecessor entities is set forth in Exhibit J. With respect to joint ventures (including predecessor entities), only entities listed on Exhibit J are Released Entities. Current or former defendants in *In re: National Prescription Opiate Litigation*, No. 1:17-md-2804 (N.D. Ohio) (“MDL”) (or in other pending litigation asserting a Claim for Covered Conduct, as identified in the “*National Opiate Litigation – Case and Defendant Extract*” provided to CVS by the Plaintiffs’ Executive Committee on November 22, 2022) not identified in Exhibit J are not considered Released Entities, *provided, however*, that any CVS entities that fall within clauses (1)-(5) above against whom Released Claims are brought in the MDL on or after December 9, 2022 shall be considered Released Entities even if not listed on Exhibit J. For the avoidance of doubt, any entity acquired, or joint venture entered into, by CVS before the Initial Subdivision Participation Date is a Released Entity, but any entity acquired, or joint venture entered into, by CVS after the Initial Subdivision Participation Date is not a Released Entity.

LLL. “*Releasors*” means (1) each Settling State; (2) each Participating Subdivision; and (3) without limitation and to the maximum extent of the power of each Settling State’s Attorney General and/or Participating Subdivision to release Claims, (a) the Settling State’s and Participating Subdivision’s departments, agencies, divisions, boards, commissions, Subdivisions, districts, instrumentalities of any kind and attorneys, including its Attorney General, and any person in their official capacity whether elected or appointed to serve any of the foregoing and any agency, person, or other entity claiming by or through any of the foregoing, (b) any public entities, public instrumentalities, public educational institutions, unincorporated districts, fire districts, irrigation districts, water districts, law enforcement districts, emergency services districts, school districts, hospital districts and other Special Districts in a Settling State, and (c) any person or entity acting in a *parens patriae*, sovereign, quasi-sovereign, private attorney general, qui tam, taxpayer, or other capacity seeking relief on behalf of or generally applicable to the general public with respect to a Settling State or Subdivision in a Settling State, whether or not any of them participate in the Agreement. The inclusion of a specific reference to a type of entity in this definition shall not be construed as meaning that the entity is not a Subdivision. Each Settling State’s Attorney General represents that he or she has or has obtained (or will obtain no later than the Initial Subdivision Participation Date) the authority set forth in Section XI.G. In addition to being a Releasor as provided herein, a Participating Subdivision shall also provide the Subdivision Participation Agreement referenced in Section VII providing for a release to the fullest extent of the Participating Subdivision’s authority.

MMM. “*Remediation Accounts Fund*” means the component of the Settlement Fund described in Section V.E.

NNN. “*Revocation Event*” means, with respect to a Bar, Settlement Class Resolution, or Case-Specific Resolution, a revocation, rescission, reversal, overruling, or interpretation that in any way limits the effect of such Bar, Settlement Class Resolution, or Case-Specific Resolution on Released Claims, or any other action or event that otherwise deprives the Bar, Settlement Class Resolution, or Case-Specific Resolution of force or effect in any material respect.

OOO. “*Settlement Class Resolution*” means a class action resolution in a court of competent jurisdiction in a Settling State (that is not successfully removed to federal court) with respect to a class of Subdivisions in that Settling State that (1) conforms with that Settling State’s statutes, case law, and rules of procedure regarding class actions; (2) is approved and entered as an order of a court of competent jurisdiction in that Settling State and such order has become a Final Order; (3) is binding on all Non-Participating Subdivisions in that Settling State (other than opt outs as permitted under the next sentence); (4) provides that all such Non-Participating Subdivisions may not bring any Released Claims against any Released Entities, whether on the ground of this Agreement (or the releases herein) or otherwise; and (5) does not impose any costs or obligations on CVS other than those provided for in this Agreement, or contain any provision inconsistent with any provision of this Agreement. If applicable state law requires that opt-out rights be afforded to members of the class, a class action resolution otherwise meeting the foregoing requirements shall qualify as a Settlement Class Resolution unless Subdivisions collectively representing more than one percent (1%) of the total population of that Settling State opt out. In seeking certification of any Settlement Class, the applicable Settling State and Participating Subdivisions shall make clear that certification is sought solely for settlement

purposes and shall have no applicability beyond approval of the settlement for which certification is sought. Nothing in this Agreement constitutes an admission by any Party that class certification would be appropriate for litigation purposes in any case or for purposes unrelated to this Agreement.

PPP. “*Settlement Fund*” means the interest-bearing fund established pursuant to this Agreement into which the payment under Section IV is made. The Settlement Fund is comprised of the Remediation Accounts Fund, State Fund, and Subdivision Fund.

QQQ. “*Settlement Fund Administrator*” means the entity that determines the payments and reversions due under Section IV and Section IX, including annually determining the Payout Amount and calculating incentive payments, administers the Settlement Fund, and distributes amounts into three sub-funds (the Remediation Accounts Fund, State Fund, and Subdivision Fund) pursuant to this Agreement. The duties of the Settlement Fund Administrator shall be governed by this Agreement. Prior to the Initial Subdivision Participation Date, CVS and the Enforcement Committee shall agree to selection and removal processes for and the identity of the Settlement Fund Administrator, and a detailed description of the Settlement Fund Administrator’s duties and responsibilities, including a detailed mechanism for paying the Settlement Fund Administrator’s fees and costs, all of which shall be appended to the Agreement as Exhibit L.

RRR. “*Settling State*” means an Eligible State that has entered into this Agreement with CVS and delivers an executed State Participation Form and executed releases in accordance with Section II.A.

SSS. “*State Global Allocation Percentage*” means the allocation percentages for all States as set forth in Exhibit F-1, which represents allocations before adjusting for States that are not Eligible States due to prior settlements with CVS (Florida, New Mexico, and West Virginia).

TTT. “*State Fund*” means the component of the Settlement Fund described in Section V.C.

UUU. “*State Participation Form*” means the form attached as Exhibit V.

VVV. “*State Participation Date*” has the meaning set forth in Section II.A.

WWW. “*State-Subdivision Agreement*” means an agreement that a Settling State reaches with the Subdivisions in that Settling State regarding the allocation, distribution, and/or use of funds allocated to that Settling State and to its Subdivisions. A State-Subdivision Agreement shall be effective if approved pursuant to the provisions of Exhibit O or if adopted by statute. Preexisting agreements addressing funds other than those allocated pursuant to this Agreement shall qualify if the approval requirements of Exhibit O are met. A Settling State and its Subdivisions may revise a State-Subdivision Agreement if approved pursuant to the provisions of Exhibit O, or if such revision is adopted by statute.

XXX. “*Statewide Payment Amount*” means the amount from an Annual Payment to be paid to a Settling State, its separate types of funds (if applicable), and its Participating Subdivision listed on Exhibit G.

YYY. “*Statutory Trust*” means a trust fund established by state law to receive funds allocated to a Settling State’s Remediation Accounts Fund and restrict any expenditures made using funds from such Settling State’s Remediation Accounts Fund to Opioid Remediation, subject to reasonable administrative expenses. A Settling State may give a Statutory Trust authority to allocate one (1) or more of the three (3) types of funds comprising such State’s Settlement Fund, but this is not required.

ZZZ. “*Subdivision*” means any (1) General-Purpose Government (including, but not limited to, a municipality, county, county subdivision, city, town, township, parish, village, borough, gore, or any other entities that provide municipal-type government), School District, or Special District within a Settling State, and (2) any other subdivision, subdivision official (acting in an official capacity on behalf of the subdivision) or sub-entity of or located within a Settling State (whether political, geographical or otherwise, whether functioning or non-functioning, regardless of population overlap, and including, but not limited to, nonfunctioning governmental units and public institutions) that has filed a lawsuit that includes a Released Claim against a Released Entity in a direct, *parens patriae*, or any other capacity. “General-Purpose Government,” “School District,” and “Special District” shall correspond to the “five basic types of local governments” recognized by the U.S. Census Bureau and match the 2017 list of Governmental Units.<sup>3</sup> The three (3) General-Purpose Governments are county, municipal, and township governments; the two (2) special purpose governments are School Districts and Special Districts.<sup>4</sup> The terms “Fire District,” “Health District,” “Hospital District,” and “Library District” shall correspond to categories of Special Districts recognized by the U.S. Census Bureau.<sup>5</sup> References to a Settling State’s Subdivisions or to a Subdivision “in,” “of,” or “within” such Settling State include Subdivisions located within the Settling State even if they are not formally or legally a sub-entity of such Settling State; *provided, however*, that a “health district” that includes any of the following words or phrases in its name shall not be considered a Subdivision: mosquito, pest, insect, spray, vector, animal, air quality, air pollution, clean air, coastal water, tuberculosis, and sanitary.

AAAA. “*Subdivision Allocation Percentage*” means the portion of a Settling State’s Subdivision Fund set forth in Exhibit G that a Subdivision will receive pursuant to Section V.C or Section V.D if it becomes a Participating Subdivision. The aggregate Subdivision Allocation Percentage of all Subdivisions receiving a Subdivision Allocation Percentage in each State shall equal one hundred percent (100%). Immediately upon the effectiveness of any State-Subdivision

<sup>3</sup> <https://www.census.gov/data/datasets/2017/econ/gus/public-use-files.html>.

<sup>4</sup> E.g., U.S. Census Bureau, “Technical Documentation: 2017 Public Use Files for State and Local Government Organization” at 7 (noting that “the Census Bureau recognizes five basic types of local governments,” that three of those are “general purpose governments” (county governments, municipal governments, and township governments), and that the other two are “school district and special district governments”), [https://www2.census.gov/programs-surveys/gus/datasets/2017/2017\\_gov\\_org\\_meth\\_tech\\_doc.pdf](https://www2.census.gov/programs-surveys/gus/datasets/2017/2017_gov_org_meth_tech_doc.pdf).

<sup>5</sup> A list of 2017 Government Units provided by the Census Bureau identifies 38,542 Special Districts and categorizes them by “FUNCTION\_NAME.” “Govt\_Units\_2017\_Final” spreadsheet, “Special District” sheet, included in “Independent Governments - list of governments with reference information,” <https://www.census.gov/data/datasets/2017/econ/gus/public-use-files.html>. As used herein, “fire district” corresponds to Special District function name “24 – Local Fire Protection,” “Health District” corresponds to Special District function name “32 – Health,” “Hospital District” corresponds to Special District function name “40 – Hospitals,” and “Library District” corresponds to Special District function name “52 – Libraries.” *See id.*

Agreement, Allocation Statute, Statutory Trust, or voluntary redistribution allowed by Section V.D.3 (or upon the effectiveness of an amendment to any State-Subdivision Agreement, Allocation Statute, Statutory Trust, or voluntary redistribution allowed by Section V.D.3) that addresses allocation from the Subdivision Fund, whether before or after the Initial Subdivision Participation Date, Exhibit G will automatically be amended to reflect the allocation from the Subdivision Fund pursuant to the State-Subdivision Agreement, Allocation Statute, Statutory Trust, or voluntary redistribution allowed by Section V.D.3. The Subdivision Allocation Percentages contained in Exhibit G may not change once notice is distributed pursuant to Section VII.A, except upon the effectiveness of any State-Subdivision Agreement, Allocation Statute, Statutory Trust, or voluntary redistribution allowed by Section V.D.3 (or upon the effectiveness of an amendment to any State-Subdivision Agreement, Allocation Statute, Statutory Trust, or voluntary redistribution allowed by Section V.D.3) that addresses allocation from the Subdivision Fund. For the avoidance of doubt, no Subdivision not listed on Exhibit G shall receive an allocation from the Subdivision Fund and no provision of this Agreement shall be interpreted to create such an entitlement.

BBBB. “*Subdivision Fund*” means the component of the Settlement Fund described in Section V.C.

CCCC. “*Subdivision Participation Agreement*” means the form of agreement attached as Exhibit K that Participating Subdivisions must execute and return to the Implementation Administrator or Settlement Fund Administrator.

DDDD. “*Threshold Motion*” means a motion to dismiss or equivalent dispositive motion made at the outset of litigation under applicable procedure. A Threshold Motion must include as potential grounds for dismissal any applicable Bar or the relevant release by a Settling State or Participating Subdivision provided under this Agreement and, where appropriate under applicable law, any applicable limitations defense.

EEEE. “*Total Remediation Amount*” means the aggregate amount paid or incurred by CVS hereunder other than amounts paid as attorneys’ fees and costs or identified pursuant to Section V.B.2 as being used to pay attorneys’ fees, investigation costs or litigation costs.

## **II. Participation by States and Condition to Preliminary Agreement**

A. *Notice to States.* On December 9, 2022, this Agreement shall be distributed to all Eligible States by the Enforcement Committee. The Eligible States’ Attorneys General shall then have until December 31, 2022 (the “*State Participation Date*”), to decide whether to become Settling States. Eligible States that determine to become Settling States shall sign a State Participation Form, in the form attached as Exhibit Y, and provide it to CVS and the Enforcement Committee on or before the State Participation Date. The State Participation Date may be extended by the written agreement of CVS and the Enforcement Committee.

B. *Condition to Preliminary Agreement—Settling States’ Determination to Proceed.* Following the State Participation Date, the Settling States on the Enforcement Committee shall determine whether enough Eligible States have agreed to become Settling States to proceed with notice to Subdivisions as set forth in Section VII below. The Settling States shall have full, unfettered, and unilateral discretion to abandon the Agreement, without prejudice, should they



determine, based on any criteria or factors they deem relevant, that the Eligible State participation level is insufficient. Within seven (7) calendar days after the State Participation Date, the Settling States shall provide notice to CVS and the Enforcement Committee whether they intend to proceed with the Agreement. Should the Settling States give notice of insufficient Eligible State participation and elect not to proceed, then this Agreement shall have no further effect and all releases, payment obligations, and other commitments or obligations contained herein shall be void.

C. *Condition to Preliminary Agreement—CVS's Determination to Proceed.* If the Settling States elect to proceed, then CVS shall determine whether enough Eligible States have agreed to become Settling States to proceed with notice to Subdivisions as set forth in Section VII below. CVS shall have full, unfettered, and unilateral discretion to abandon the Agreement, without prejudice, should it determine, based on any criteria or factors it deems relevant, that the Eligible State participation level is insufficient. Within seven (7) calendar days after receiving notice of the Settling States' election to proceed pursuant to Section II.B, CVS shall provide notice to the Settling States and the Enforcement Committee whether it intends to proceed with the Agreement. Should CVS give notice of sufficient Eligible State participation and elect to proceed, the date of the notice shall be the Preliminary Agreement Date. Should CVS give notice of insufficient Eligible State participation and elect not to proceed, then this Agreement shall have no further effect and all releases, payment obligations, and other commitments or obligations contained herein shall be void.

D. *Later Joinder by States.* Should the Settling States and CVS elect to proceed with the Agreement, then an Eligible State may become a Settling State after the Preliminary Agreement Date only with the consent of CVS, in its sole discretion. If an Eligible State becomes a Settling State more than sixty (60) calendar days after the Preliminary Agreement Date, but on or before May 31, 2023, then the Subdivisions in that Eligible State that become Participating Subdivisions within ninety (90) calendar days of that Eligible State becoming a Settling State shall be considered Initial Participating Subdivisions. An Eligible State may not become a Settling State after May 31, 2023.

E. *Litigation Activity.* Following the State Participation Date, Eligible States that determine to become Settling States shall make reasonable efforts to cease all litigation activity against the Released Entities, including by jointly seeking stays or severance of Claims against Released Entities, where feasible, and otherwise to minimize such activity by means of agreed deadline extensions and agreed postponement of depositions, document productions, and motion practice if a motion to stay or sever is not feasible or is denied.

### **III. Injunctive Relief**

A. *Injunctive Relief.* As part of the Consent Judgments, the Parties agree to the entry of the injunctive relief terms as set forth in Exhibit P.

#### IV. Settlement Payments

A. *Settlement Fund.* All payments under this Section IV shall be made into the Settlement Fund, except that, where specified, they shall be made into the Settlement Fund Escrow. The Settlement Fund shall be allocated and used only as specified in Section V.

B. *Annual Payments by CVS.*

1. CVS shall make ten (10) Annual Payments, each comprised of base payments and incentive payments as provided in this Section IV and Exhibit M-1; *provided that* the Annual Payment in Payment Year 1 shall consist solely of base payments. As a result, and as set forth in Exhibit M-1, base payments in Payment Years 2 through 10 are less than base payments in Payment Year 1 to ensure they do not exceed thirty-eight percent (38%) of each Settling State's allocable share of the Maximum Remediation Amount.

2. In no instance shall CVS's Annual Payment obligation exceed the Maximum Annual Remediation Payments, reduced for Non-Settling States, except as specified in the definition of "Maximum Annual Remediation Payments" for Payment Years 6-10. In no instance shall the sum of CVS's Annual Payment obligations exceed the Maximum Remediation Payment, reduced for Non-Settling States.

C. *Settlement Fund Payment Process*

1. To determine each Annual Payment for Payment Year 2 forward, the Settlement Fund Administrator shall use the data as of April 30 of the Payment Year for each Annual Payment, unless another provision of the Agreement specifies a different date. Prior to the Effective Date, the Parties will include an exhibit to the Agreement setting forth in detail the process for the Settlement Fund Administrator obtaining relevant data and for distributing funds to Settling States and Participating Subdivisions listed on Exhibit G consistent with the terms of this Agreement as quickly as practical.

2. The Settlement Fund Administrator shall determine the Annual Payment and the Statewide Payment Amount for each Settling State, consistent with the provisions in Exhibit L, by:

a. determining, for each Settling State, the amount of base payments and incentive payments to which the State is entitled by applying the criteria in this Section;

b. applying any reductions or offsets required by Section IV and Section XII; and

c. determining the total amount owed by CVS to all Settling States and Participating Subdivisions listed on Exhibit G.

3. As soon as possible, but no later than forty-five (45) days prior to the Payment Date, the Settlement Fund Administrator shall give notice to CVS, the Settling

States, and the Enforcement Committee of the amount of the Annual Payment, and the Statewide Payment Amount for each Settling State, following the determination described in Section IV.C.2, and the following timeline shall apply:

a. Within twenty-one (21) days of the notice provided by the Settlement Fund Administrator, CVS, any Settling State or the Enforcement Committee may dispute, in writing, the calculation of the Annual Payment, or the Statewide Payment Amount for a Settling State. Such disputing party must provide a written notice of dispute to the Settlement Fund Administrator, the Enforcement Committee, any affected Settling State, and CVS identifying the nature of the dispute, the amount of money that is disputed, and the Settling State(s) affected.

b. Within twenty-one (21) days of the sending of a written notice of dispute, any affected party may submit a response, in writing, to the Settlement Fund Administrator, the Enforcement Committee, any affected Settling State, and CVS identifying the basis for disagreement with the notice of dispute.

c. If no response is filed, the Settlement Fund Administrator shall adjust the amount calculated consistent with the written notice of dispute, and CVS shall pay the adjusted amount as the Annual Payment on the Payment Date. If a written response to the written notice of dispute is timely sent to the Settlement Fund Administrator, the Settlement Fund Administrator shall notify CVS of the preliminary amount to be paid, which shall be the greater of the amount originally calculated by the Settlement Fund Administrator or the amount that would be consistent with the notice of dispute, *provided, however*, that in no circumstances shall the preliminary amount to be paid be higher than the Maximum Annual Payment. For the avoidance of doubt, a transfer of payments from the Settlement Fund Escrow for other Payment Years does not count toward determining whether the amount to be paid is higher than the Maximum Annual Remediation Payments.

d. The Settlement Fund Administrator shall place any disputed amount of the preliminary amount paid by CVS into the Settlement Fund Escrow and shall disburse any undisputed amount to each Settling State and its Participating Subdivisions listed on Exhibit G.

e. At any time before the Payment Date for an Annual Payment, CVS and the Enforcement Committee may agree on the amount of the Annual Payment and the Statewide Payment Amount for each Settling State. If such agreement is reached, CVS and the Enforcement Committee shall inform the Settlement Fund Administrator, and the Settlement Fund Administrator shall treat those amounts as the determination described in Section IV.C.2.

4. If a Settling State informs the Settlement Fund Administrator that it and its Participating Subdivisions listed on Exhibit G have reached consensus on the amount of its Statewide Payment Amount, determined pursuant to Section IV.C.2 or Section IV.C.3, to be distributed to the Settling State, among its separate types of funds (if applicable), and among its Participating Subdivisions listed on Exhibit G, the Settlement Fund

Administrator shall disburse the Statewide Payment Amount pursuant to the consensus distribution amounts provided by the Settling State. For a Settling State that does not so notify the Settlement Fund Administrator, the Settlement Fund Administrator shall allocate the Settling State's Statewide Payment Amount, pursuant to Section V, among the separate types of funds for the Settling State (if applicable), and among its Participating Subdivisions listed on Exhibit G using the following procedures:

a. As soon as possible for each payment and following the determination described in Section IV.C.2 or Section IV.C.3, the Settlement Fund Administrator shall give notice to the relevant Settling States and their Participating Subdivisions listed on Exhibit G of the amount to be received by each Settling State, the amount to be received by the separate types of funds for each Settling State (if applicable), and the amount to be received by each Participating Subdivision listed on Exhibit G for each Settling State.

b. Within twenty-one (21) days of the notice provided by the Settlement Fund Administrator, any Settling State or Participating Subdivision listed on Exhibit G may dispute, in writing, the calculation of the amount to be received by the relevant Settling State and/or its Participating Subdivision listed on Exhibit G. A dispute will be deemed invalid and disregarded if it challenges the allocations adopted by a State-Subdivision Agreement approved pursuant to the provisions of Exhibit O or by statute. Such disputing party must provide a written notice of dispute to the Settlement Fund Administrator, any affected Settling State, and any affected Participating Subdivision identifying the nature of the dispute, the amount of money that is disputed, and the Settling State(s) affected.

c. Within twenty-one (21) days of the sending of a written notice of dispute, any affected Settling State or any affected Participating Subdivision may submit a response, in writing, to the Settlement Fund Administrator, any affected Settling State and any affected Participating Subdivision identifying the basis for disagreement with the notice of dispute.

d. If no response is filed, the Settlement Fund Administrator shall adjust the amount calculated consistent with the written notice of dispute.

e. The Settlement Fund Administrator shall place any disputed amount into the Settlement Fund Escrow and shall disburse any undisputed amount to the Settling State and its Participating Subdivisions eligible for payment.

5. Disputes described in this subsection (other than those for which no response is filed under Section IV.C.3.c or Section IV.C.4.d) shall be resolved in accordance with the terms of Section VI.

6. The Settlement Fund Administrator may combine the disbursements of Annual Payments with disbursement of funds under other comparable opioid settlements. In determining when disbursements for each Annual Payment will be made, the Settlement Fund Administrator may take into account the timeline for the availability of disbursements

under other comparable opioid settlements. No such disbursement determinations by the Settlement Fund Administrator shall impact in any respect the amount, composition, or determination of an Annual Payment under this Agreement or CVS's obligations under this Agreement.

7. For the avoidance of doubt, Subdivisions not listed on Exhibit G shall not receive and are not eligible to receive an allocation from the Subdivision Fund and no provision of this Agreement shall be interpreted to create such an entitlement.

D. *Payment Date and Procedure for Annual Payment in Payment Year 1.* The procedure described in Section IV.C.2 and Section IV.C.3 for determining the amount of the Annual Payment shall not apply to Payment Year 1. The procedure in lieu of Section IV.C.2 and Section IV.C.3 for determining the amount of the Annual Payment for Payment Year 1 is as set forth here. The Payment Date for Payment Year 1 is June 30, 2023 or the Effective Date, whichever is later. On or before such date, and *provided that* the conditions set forth in Section II.B, Section II.C, Section VIII.B, and Section VIII.C have been satisfied, CVS shall deposit into the Settlement Fund the Maximum Annual Remediation Payment for Payment Year 1 as specified in Exhibit M-1 (which, again, shall consist only of base payments). The excess amount paid in Payment Year 1—including without limitation any amounts allocable to Non-Settling States—shall be deducted from the Annual Payment for Payment Year 2, along with any other deductions or reductions to the Annual Payment for Payment Year 2.

E. *Payment Date for Payment Years 2 through 10.* The Payment Date for Payment Years 2 through 10 is June 30 of each Payment Year or thirty (30) calendar days from when the Settlement Fund Administrator gives notice to CVS of the amount of the Annual Payment for a Payment Year, whichever is later. The Annual Payments for those Payment Years shall be made pursuant to the process set forth in Section IV.C.

F. *Offsets to Annual Payments to the Settlement Fund for Non-Settling States.* An offset equal to the Maximum Remediation Payment of \$4,279,160,837 times the Overall Allocation Percentage assigned to each Non-Settling State in Exhibit F-2 shall be deducted from the total amount to be paid by CVS to the Settlement Fund. Non-Settling States shall not be eligible for any payments or have any rights in connection with this Agreement. Accordingly, the Maximum Annual Remediation Payments specified in Exhibit M-1 are reduced by the aggregate Overall Allocation Percentage of Non-Settling States as set forth in Exhibit F-2.

G. *Base Payments.*

1. CVS shall make base payments into the Settlement Fund in an amount equal to thirty-eight percent (38%) of the Maximum Remediation Payment of \$4,279,160,837 minus any offsets for Non-Settling States specified in Section IV.F. The maximum total for base payments is \$1,626,081,118. The base payments shall be due in annual installments consistent with Exhibit M-1 over the ten (10) Payment Years, subject to potential offsets for Non-Settling States as provided in Section IV.F.

2. Each Settling State's total base payments for all Payment Years shall not exceed thirty-eight percent (38%) of each Settling State's Overall Allocation Percentage times the Maximum Remediation Payment.

3. The base payment for any Settling State in each Payment Year shall be the base payment for that Payment Year specified in Exhibit M-1 times the Settling State's Overall Allocation Percentage specified in Exhibit F-2.

H. *Incentive Payments.*

1. CVS shall make potential incentive payments into the Settlement Fund, totaling up to a maximum of sixty-two percent (62%) of the Maximum Remediation Payment of \$4,279,160,837, minus any offsets for Non-Settling States specified in Section IV.F, with the actual incentive payment amount depending on whether and the extent to which the criteria set forth below are met in each Settling State. The potential maximum total for incentive payments is and cannot exceed \$2,653,079,719.

2. A Settling State qualifies to receive incentive payments in addition to base payments if it meets the incentive eligibility requirements specified below. The maximum total Incentive Payment for any Settling State shall be no more than the maximum total for incentive payments listed in Section IV.H.1 times the Settling State's Overall Allocation Percentage specified in Exhibit F-2. Incentive payments are state-specific, with the actual amount depending on whether and the extent to which the criteria set forth below are met in such Settling State.

3. The incentive payments shall be available from four (4) categories, referred to as Incentive Payments A, B, C, and D. Incentive Payments A, B, and C will be due in annual installments over the nine (9) Payment Years beginning with Payment Year 2, and Incentive Payment D will be due in installments over five (5) years beginning with Payment Year 6, as shown on Exhibit M-1. The total amount of incentive payments in an Annual Payment shall be the sum of the incentive payments for which individual Settling States are eligible for that Payment Year under the criteria set forth below. The incentive payments shall be determined with respect to a specific Settling State based on its eligibility for that Payment Year under the criteria set forth below. For the avoidance of doubt, eligibility for Incentive Payments A, B, C, and D shall be determined on a Settling State-by-Settling State basis and for each Payment Year as set forth below. Except to the limited extent provided below for Incentives A (see Section IV.H.6.c) and D (see Section IV.H.9.j), a Settling State may not earn and shall not be paid in any later Payment Year an annual incentive payment for a prior Payment Year, or any portion thereof, that it failed to qualify for in that prior Payment Year.

4. A Settling State may either qualify for Incentive Payment A, or it can alternatively qualify for Incentive Payments B, C, and/or D. A Settling State will be eligible for its full allocable share of the maximum amount available for incentive payments by either (a) achieving Incentive Payment A within two (2) years of the Effective Date or (b) by fully earning Incentive Payment B in each Payment Year it is available and

earning Incentive Payments C and D in a manner that produces that maximum possible combined amount from those two incentives.

5. The following time periods apply to Incentive Payments B and C:

a. Period 1: Zero to two hundred ten (210) days after the Effective Date.

b. Period 2: Two hundred eleven (211) days to one year after the Effective Date.

c. Period 3: One year and one day after the Effective Date to April 30, 2027.

6. Incentive Payment A.

a. Incentive Payment A is mutually exclusive with Incentive Payments B, C, and D; if a Settling State receives Incentive Payment A in an Annual Payment, such Settling State is not eligible for Incentive Payments B, C, or D in that Annual Payment.

b. Incentive Payment A shall be up to a maximum of sixty-two percent (62%) of the Maximum Remediation Payment of \$4,279,160,837, minus any offsets for Non-Settling States specified in Section IV.F, with the actual amount depending on whether and the extent to which the criteria set forth below are met in each Settling State. The potential maximum total for Incentive Payment A is \$2,653,079,719.

c. The Incentive Payment A for any Settling State in each Payment Year shall be the Incentive Payment A for that Payment Year specified in Exhibit M-1 times the Settling State's Overall Allocation Percentage specified in Exhibit E-2, provided such Settling State achieves Incentive Payment A by two (2) years after the Effective Date. If a Settling State achieves Incentive Payment A after April 30, 2024 but before two (2) years after the Effective Date, it shall receive a catch-up payment as part of the next Annual Payment for the difference between what it would have earned had it qualified for Incentive Payment A for Payment Year 2 and what it was actually paid for Payment Year 2. The Settlement Fund Administrator shall decrease the catch-up payments payable pursuant to this Section IV.H.6.c to the extent they cannot be paid without exceeding an applicable payment limit shown in Exhibit M-1 for the next Payment Year.

d. A Settling State is eligible for Incentive Payment A if: (i) there is a Bar in that State in full force and effect; (ii) there is a Settlement Class Resolution in that State in full force and effect; (iii) there is a ruling from the State's highest court barring all Subdivisions from bringing or maintaining Released Claims; (iv) the Released Claims of all of the following entities are released through the execution of Subdivision Participation Agreements: (1) all Litigating Subdivisions,

(2) all Non-Litigating Primary Subdivisions, (3) all non-litigating School Districts with a K-12 student enrollment of at least 25,000 or 0.10% of a State's population, whichever is greater, (4) all non-litigating health districts and hospital districts that have at least one hundred twenty-five (125) hospital beds in one or more hospitals rendering services in that district, and (5) all Primary Fire Districts; or (v) a combination of the actions in clauses (i)-(iv) has achieved the same level of resolution of Claims by Subdivisions (*e.g.*, a Bar against future litigation combined with full joinder by Litigating Subdivisions). For the avoidance of doubt, subsection (iv) cannot be satisfied unless all Litigating Subdivisions are Participating Subdivisions or there is a Case-Specific Resolution against any such Subdivisions that are not Participating Subdivisions.

e. A Settling State that does not achieve Incentive Payment A as of two (2) years after the Effective Date shall not be eligible for, and shall not receive, Incentive Payment A for any Payment Year.

f. CVS shall acknowledge on or before the Initial Subdivision Participation Date the sufficiency of any existing Bars in Settling States, provided that such States shall have provided no less than 30 days' notice to CVS of such Bars. Any other Settling State that believes it qualifies for Incentive Payment A by two (2) years after the Effective Date shall provide prompt notice to CVS, the Enforcement Committee, and the Settlement Fund Administrator, including data sources or other information establishing such Settling State's entitlement to Incentive Payment A. CVS and the Enforcement Committee shall meet and confer in order to agree on data sources for purposes of this Section prior to the Preliminary Agreement Date.

g. If CVS made a payment under Incentive Payment A solely on the basis of a Bar or Settlement Class Resolution in a Settling State and that Bar or Settlement Class Resolution is subsequently subject to a Revocation Event, that Settling State shall not be eligible for Incentive Payment A thereafter, unless the State requalifies for Incentive Payment A through any method pursuant to Section IV.H.6.d, in which case the Settling State shall be eligible for Incentive Payment A less any litigation fees and costs incurred by CVS in the interim, except that, if the re-imposition occurs after the completion of opening statements in a trial involving a Released Claim, the Settling State shall not be eligible for Incentive Payment A (unless this exception is waived by CVS).

## 7. Incentive Payment B.

a. Incentive Payment B shall be available to Settling States that do not qualify for Incentive Payment A.

b. Incentive Payment B shall be up to a potential maximum of twenty-eight percent (28%) of the Maximum Remediation Payment of \$4,279,160,837 minus any offsets for Non-Settling States specified in Section IV.F, with the actual amount depending on whether and the extent to which the criteria set forth below



are met in each Settling State. The potential maximum total for Incentive Payment B is \$1,198,165,035.

c. The potential maximum Incentive Payment B for any Settling State in each Payment Year shall be the Incentive Payment B for that Payment Year specified in Exhibit M-1 times the Settling State's Overall Allocation Percentage specified in Exhibit F-2, provided such Settling State becomes eligible for Incentive Payment B by April 30 of the Payment Year or April 30, 2027, whichever is earlier. The Incentive Payment B for any Settling State that qualifies for Incentive Payment B is subject to reduction in accordance with Section IV.H.7.f, Section IV.H.7.g, and Section IV.H.7.h.

d. For Payment Years 2 through 5, the calculations specified by this Section IV.H.7 shall be based on a Settling State's Participation Percentage of Litigating Subdivision Population<sup>6</sup> as of April 30 of that Payment Year. For Payment Years 6 through 10, the calculations specified by this Section IV.H.7 shall be based on a Settling State's Participation Percentage of Litigating Subdivision Population as of April 30, 2027.

e. A Settling State qualifies for an Incentive Payment B if Litigating Subdivisions collectively representing at least eighty-five percent (85%) of the Settling State's Litigating Subdivision population are either Participating Subdivisions or have their Claims resolved through Case-Specific Resolutions.

f. Within Period 1: If Litigating Subdivisions collectively representing at least eighty-five percent (85%) of a Settling State's Litigating Subdivision population are Participating Subdivisions, or have their Claims resolved through Case-Specific Resolutions, during Period 1, then a sliding scale will determine the share of the Settling State's maximum Incentive Payment B for a Payment Year that it has earned. Under that sliding scale, if Litigating Subdivisions collectively representing eighty-five percent (85%) of a Settling State's Litigating Subdivision population become Participating Subdivisions, or achieve Case-Specific Resolution status, by the end of Period 1, a Settling State will receive twenty percent (20%) of its maximum Incentive Payment B for each Payment Year. If more Litigating

---

<sup>6</sup> The "Participation Percentage of Litigating Subdivision Population" shall be determined by the aggregate population of a Settling State's Litigating Subdivisions (including without limitation School Districts and Special Districts) that are Participating Subdivisions, or have their Claims resolved through Case-Specific Resolutions, divided by the aggregate population of that Settling State's Litigating Subdivisions (including without limitation School Districts and Special Districts). In calculating the Settling State's population that resides in Litigating Subdivisions, the population of the Settling State's Litigating Subdivisions shall be the sum of the population of all Litigating Subdivisions in the Settling State, notwithstanding that persons may be included within the population of more than one Litigating Subdivision. An individual Litigating Subdivision shall not be included more than once in the numerator, and shall not be included more than once in the denominator, of the calculation regardless if it (or any of its officials) is named as multiple plaintiffs in the same lawsuit; *provided, however*, that for the avoidance of doubt, no Litigating Subdivision will be excluded from the numerator or denominator under this sentence unless a Litigating Subdivision otherwise counted in the denominator has the authority to release the Claims (consistent with Section XI) of the Litigating Subdivision to be excluded.

Subdivisions become Participating Subdivisions, or achieve Case-Specific Resolution status, the Settling State shall receive an increased percentage of the maximum Incentive Payment B for each Payment Year as shown in the table below.

<b>Participation Percentage of Litigating Subdivision Population</b>	<b>Incentive Payment B Percentage</b>
Participation of less than 85%	Payment of 0% of Incentive B
Participation of 85% but less than 86%	Payment of 20% of Incentive B
Participation of 86% but less than 87%	Payment of 30% of Incentive B
Participation of 87% but less than 88%	Payment of 33% of Incentive B
Participation of 88% but less than 89%	Payment of 36% of Incentive B
Participation of 89% but less than 90%	Payment of 40% of Incentive B
Participation of 90% but less than 91%	Payment of 43% of Incentive B
Participation of 91% but less than 92%	Payment of 46% of Incentive B
Participation of 92% but less than 93%	Payment of 50% of Incentive B
Participation of 93% but less than 94%	Payment of 55% of Incentive B
Participation of 94% but less than 95%	Payment of 58% of Incentive B
Participation of 95% but less than 96%	Payment of 60% of Incentive B
Participation of 96% but less than 97%	Payment of 70% of Incentive B
Participation of 97% but less than 98%	Payment of 75% of Incentive B
Participation of 98% but less than 99%	Payment of 85% of Incentive B
Participation of 99% but less than 100%	Payment of 95% of Incentive B
Participation of 100%	Payment of 100% of Incentive B

g. Within Period 2: If a Settling State did not qualify for Incentive Payment B in Period 1, but Litigating Subdivisions collectively representing at least eighty-five percent (85%) of the Settling State's Litigating Subdivision population become Participating Subdivisions, or achieve Case-Specific Resolution status, by the end of Period 2, then the Settling State qualifies in each Payment Year for seventy-five percent (75%) of the Incentive Payment B it would have qualified for in Period 1. If a Settling State qualifies for Incentive Payment B in Period 1 and increases its Participation Percentage of Litigating Subdivision Population in Period 2, the additional Incentive Payment B for each Payment Year shall be eighty-seven and one-half percent (87.5%) of the difference between (i) the Incentive Payment B calculated pursuant to Section IV.H.7.f in Period 2 and (ii) the Incentive Payment B calculated pursuant to Section IV.H.7.f at the end of Period 1.

h. Within Period 3: If a Settling State did not qualify for an Incentive Payment B in Periods 1 or 2, but Litigating Subdivisions collectively representing at least eighty-five percent (85%) of the Settling State's Litigating Subdivision population become Participating Subdivisions, or achieve Case-Specific Resolution status, by the end of Period 3, then the Settling State qualifies for fifty percent (50%) of the Incentive Payment B it would have qualified for in Period 1. If a

Settling State qualifies for Incentive Payment B in Period 2 and increases its Participation Percentage of Litigating Subdivision Population in Period 3, the additional Incentive Payment B in each Payment Year shall be seventy-five percent (75%) of the difference between (i) the Incentive Payment B calculated pursuant to Section IV.H.7.f in Period 3 and (ii) the Incentive Payment B calculated pursuant to Section IV.H.7.f at the end of Period 2.

i. For the avoidance of doubt, an increase in a Settling State's Participation Percentage of Litigating Subdivision Population in Periods 2 and/or 3 from an earlier Period entitles the Settling State to receive the Incentive Payment B Percentage it had earned as of the end of the earlier Period plus the additional Incentive Payment B Percentage specified by the calculations in Section IV.H.7.g and Section IV.H.7.h.

j. If a Settling State has not qualified for Incentive Payment B by April 30, 2027, it shall no longer be eligible to qualify for and shall not receive any Incentive Payment B for any Payment Year.

k. If there are no Litigating Subdivisions in a Settling State, and that Settling State is otherwise eligible for Incentive Payment B, that Settling State will receive its maximum Incentive Payment B for that Annual Payment provided by Section IV.H.7.c.

#### 8. Incentive Payment C.

a. Incentive Payment C shall be available to Settling States that do not qualify for Incentive Payment A.

b. Incentive Payment C shall be equal to up to a potential maximum of twenty-eight percent (28%) of the Maximum Remediation Payment of \$4,279,160,837 minus any offsets for Non-Settling States specified in Section IV.F, with the actual amount depending on whether and the extent to which the criteria set forth below are met in each Settling State. The potential maximum total for Incentive Payment C is \$1,198,165,035.

c. The potential maximum Incentive Payment C for any Settling State in each Payment Year shall be the Incentive Payment C for that Payment Year specified in Exhibit M-1 times the Settling State's Overall Allocation Percentage specified in Exhibit F-2, provided such Settling State becomes eligible for Incentive Payment B by April 30 of the Payment Year or April 30, 2027, whichever is earlier. The maximum Incentive Payment C for any Settling State that qualifies for Incentive Payment C is subject to reduction in accordance with Section IV.H.8.f, Section IV.H.8.g, and Section IV.H.8.h.

d. For Payment Years 2 through 5, the calculations specified by this Section IV.H.8 shall be based on the participation percentage of a Settling State's Non-Litigating Threshold population and its Litigating Subdivision population

(“*Participation Percentage of Incentive C Eligible Subdivision Population*”)<sup>7</sup> as of April 30 of that Payment Year. For Payment Years 6 through 10, the calculations specified by this Section IV.H.8 shall be based on a Settling State’s Participation Percentage of Incentive C Eligible Subdivision Population as of April 30, 2027.

e. Incentive Payment C shall be available depending on the percentage of the aggregate population of a Settling State’s Non-Litigating Threshold Subdivisions and Litigating Subdivisions (including without limitation School Districts and Special Districts) that are Participating Subdivisions or have their Claims resolved through Case-Specific Resolutions (the “*Incentive C Eligible Subdivisions*”). A Settling State qualifies for an Incentive Payment C if Incentive C Eligible Subdivisions collectively representing at least eighty-five percent (85%) of the Settling State’s Incentive C Eligible Subdivision population are either Participating Subdivisions or have their Claims resolved through Case-Specific Resolutions.

f. Within Period 1: If Incentive C Eligible Subdivisions collectively representing at least eighty-five percent (85%) of a Settling State’s Incentive C Eligible Subdivision population are Participating Subdivisions, or have their Claims resolved through Case-Specific Resolutions, during Period 1, then a sliding scale will determine the share of the Settling State’s maximum Incentive Payment C for a Payment Year that it has earned. Under that sliding scale, if Incentive C Eligible Subdivisions collectively representing eighty-five percent (85%) of a Settling State’s Incentive C Eligible population become Participating Subdivisions or achieve Case-Specific Resolution status by the end of Period 1, a Settling State will receive twenty percent (20%) of its maximum Incentive Payment C for each Payment Year. If more Incentive C Eligible Subdivisions become Participating Subdivisions, or achieve Case-Specific Resolution status, the Settling State shall receive an increased percentage of the maximum Incentive Payment C for each Payment Year as shown in the table below.

---

<sup>7</sup> The “Participation Percentage of Incentive C Eligible Subdivision Population” shall be determined by the aggregate population of a Settling State’s Non-Litigating Threshold Subdivisions and Litigating Subdivisions (including without limitation School Districts and Special Districts) that are Participating Subdivisions, or have their Claims resolved through Case-Specific Resolutions, divided by the aggregate population of that Settling State’s Non-Litigating Threshold Subdivisions and Litigating Subdivisions (including without limitation School Districts and Special Districts). In calculating the Settling State’s population that resides in Non-Litigating Threshold Subdivisions and Litigating Subdivisions, the population of the Settling State’s Non-Litigating Threshold Subdivisions and Litigating Subdivisions shall be the sum of the population of all Non-Litigating Threshold Subdivisions and Litigating Subdivisions in the Settling State, notwithstanding that persons may be included within the population of more than one Non-Litigating Threshold Subdivisions and Litigating Subdivision. An individual Non-Litigating Threshold Subdivisions or Litigating Subdivision shall not be included more than once in the numerator, and shall not be included more than once in the denominator, of the calculation regardless if it (or any of its officials) is named as multiple plaintiffs in the same lawsuit; *provided, however*, that for the avoidance of doubt, no Non-Litigating Threshold Subdivision or Litigating Subdivision will be excluded from the numerator or denominator under this sentence unless a Non-Litigating Threshold Subdivision or Litigating Subdivision otherwise counted in the denominator has the authority to release the Claims (consistent with Section XI) of the Non-Litigating Threshold Subdivision or Litigating Subdivision to be excluded.

<b>Participation Percentage of Incentive C Eligible Subdivision Population</b>	<b>Incentive Payment C Percentage</b>
Participation of less than 85%	Payment of 0% of Incentive C
Participation of 85% but less than 86%	Payment of 20% of Incentive C
Participation of 86% but less than 87%	Payment of 30% of Incentive C
Participation of 87% but less than 88%	Payment of 33% of Incentive C
Participation of 88% but less than 89%	Payment of 36% of Incentive C
Participation of 89% but less than 90%	Payment of 40% of Incentive C
Participation of 90% but less than 91%	Payment of 43% of Incentive C
Participation of 91% but less than 92%	Payment of 46% of Incentive C
Participation of 92% but less than 93%	Payment of 50% of Incentive C
Participation of 93% but less than 94%	Payment of 55% of Incentive C
Participation of 94% but less than 95%	Payment of 58% of Incentive C
Participation of 95% but less than 96%	Payment of 60% of Incentive C
Participation of 96% but less than 97%	Payment of 70% of Incentive C
Participation of 97% but less than 98%	Payment of 75% of Incentive C
Participation of 98% but less than 99%	Payment of 85% of Incentive C
Participation of 99% but less than 100%	Payment of 95% of Incentive C
Participation of 100%	Payment of 100% of Incentive C

g. Within Period 2: If a Settling State did not qualify for Incentive Payment C in Period 1, but Incentive C Eligible Subdivisions collectively representing at least eighty-five percent (85%) of the Settling State's Incentive C Eligible Subdivision population become Participating Subdivisions, or achieve Case-Specific Resolution status, by the end of Period 2, then the Settling State qualifies in each Payment Year for seventy-five percent (75%) of the Incentive Payment C it would have qualified for in Period 1. If a Settling State qualifies for Incentive Payment C in Period 1 and increases its Participation Percentage of Incentive C Eligible Subdivision Population in Period 2, the additional Incentive Payment C for each Payment Year shall be eighty-seven and one-half percent (87.5%) of the difference between (i) the Incentive Payment C calculated pursuant to Section IV.H.8.f in Period 2 and (ii) the Incentive Payment C calculated pursuant to Section IV.H.8.f at the end of Period 1.

h. Within Period 3: If a Settling State did not qualify for an Incentive Payment C in Periods 1 or 2, but Incentive C Eligible Subdivisions collectively representing at least eighty-five percent (85%) of the Settling State's Incentive C Eligible Subdivision population become Participating Subdivisions, or achieve Case-Specific Resolution status, by the end of Period 3, then the Settling State qualifies for fifty percent (50%) of the Incentive Payment C it would have qualified for in Period 1. If a Settling State qualifies for Incentive Payment C in Period 2 and increases its Participation Percentage of Incentive C Eligible Subdivision Population in Period 3, the additional Incentive Payment B in each Payment Year shall be seventy-five percent (75%) of the difference between (i) the Incentive

Payment B calculated pursuant to Section IV.H.8.f in Period 3 and (ii) the Incentive Payment B calculated pursuant to Section IV.H.8.f at the end of Period 2.

i. For the avoidance of doubt, an increase in a Settling State's Participation Percentage of Incentive C Eligible Subdivision Population in Periods 2 and/or 3 from an earlier Period entitles the Settling State to receive the Incentive Payment C Percentage it had earned as of the end of the earlier Period plus the additional Incentive Payment C Percentage specified by the calculations in Section IV.H.8.g and Section IV.H.8.h.

j. If a Settling State has not qualified for Incentive Payment C by April 30, 2027, it shall no longer be eligible to qualify for and shall not receive any Incentive Payment C for any Payment Year.

k. If there are no Incentive C Eligible Subdivisions in a Settling State, and that Settling State is otherwise eligible for Incentive Payment C, that Settling State will receive its maximum Incentive Payment C for that Annual Payment provided by Section IV.H.8.c.

#### 9. Incentive Payment D.

a. Incentive Payment D shall be available to Settling States that do not qualify for Incentive Payment A.

b. Incentive Payment D shall be equal to up to a potential maximum of fifteen percent (15%) of the Maximum Remediation Payment of \$4,279,160,837 minus any offsets for Non-Settling States specified in Section IV.F, with the actual amount depending on whether and the extent to which the criteria set forth below are met in each Settling State. The potential maximum total for Incentive Payment D is \$641,874,126.<sup>8</sup>

c. Incentive Payment D shall be available to be earned starting at Payment Year 6 and the amount of Incentive Payment D in Payment Years 6-10 will depend on (i) the Settling State's eligibility as set out in Section IV.H.9.d and (ii) the Participation Percentage of the Incentive C Eligible Subdivision Population achieved by the Settling State as of April 30, 2027.

d. A Settling State is eligible for Incentive Payment D if no Later Litigating Subdivision (for purposes of Incentive Payment D, Later Litigating Subdivisions are limited to (i) a Primary Subdivision; (ii) a school district with a K-12 student enrollment of at least 25,000 or 0.10% of the State's population, whichever is greater; (iii) a health district or hospital district that has at least one

---

<sup>8</sup> The Incentive Payment C table specified in Section IV.H.8.f and Incentive Payment D table specified in Section IV.H.9.e operate so that the combined amount of Incentive Payment C and Incentive Payment D cannot exceed thirty-four percent (34%) of the Maximum Remediation Payment over the term of the Agreement. CVS will have no obligation to pay more than \$1,454,914,684 for the combined amounts of Incentive Payment C and Incentive Payment D minus any offsets for Non-Settling States specified in Section IV.F and reductions for unachieved incentives.

hundred twenty-five (125) hospital beds in one or more hospitals rendering services in that district; and (iv) Primary Fire Districts) in that State has a lawsuit against a Released Entity that survived in whole or in part a Threshold Motion and is pending as of April 30 in Payment Years 6 to 10 (“*Incentive Payment D Look-Back Dates*”).

e. The Incentive Payment D for any Settling State in Payment Years 6-10 shall be between six percent (6%) and fifteen percent (15%) of the Maximum Remediation Payment times the Settling State’s Overall Allocation Percentage specified in Exhibit F-2. The applicable percentage shall be determined based on the Participation Percentage of the Incentive C Eligible Subdivision Population achieved by the Settling State as of April 30, 2027 as shown in the table below:

<b>Participation Percentage of Incentive C Eligible Subdivision Population as of April 30, 2027</b>	<b>Settling State’s Applicable Incentive Payment D Percentage</b>
Participation of less than 96%	15% of Maximum Remediation Payment
Participation of 96% but less than 97%	14.4% of Maximum Remediation Payment
Participation of 97% but less than 98%	13% of Maximum Remediation Payment
Participation of 98% but less than 99%	10.2% of Maximum Remediation Payment
Participation of 99% but less than 100%	7.4% of Maximum Remediation Payment
Participation of 100%	6% of Maximum Remediation Payment

f. Incentive Payment D shall be available in equal installments in Payment Years 6-10, unless an adjustment to payment is required by Section IV.H.9.i or Section IV.H.9.j after the Annual Payment is made for Payment Year 6, in which case the adjustment shall be made in a way that equalizes, to the extent possible, its effect over the remaining Payment Years.<sup>9</sup>

g. Prior to determining the Annual Payment for each of Payment Years 6 through 10, the Settlement Fund Administrator shall determine a Settling State’s eligibility for Incentive Payment D as of the Incentive Payment D Look-Back Date

<sup>9</sup> The top of the range for Incentive Payment D specified in Exhibit M-2 for Payment Years 6-10 represents five years of equal payments of Incentive Payment D at fifteen percent (15%) of the Maximum Remediation Payment for all Eligible States. The bottom of the range for Incentive Payment D specified in Exhibit M-2 for Payment Years 6-10 represents five years of equal payments of Incentive Payment D at six percent (6%) of the Maximum Remediation Payment for all Eligible States. Incentive Payment D cannot exceed the top of the range for Incentive Payment D specified in Exhibit M-2 for each of Payment Years 6-10. Any Incentive Payment D in excess of the bottom of the range for Incentive Payment D must correspond to reductions to Incentive Payment C in a prior or the same Payment Year, as provided by the Incentive Payment C table specified in Section IV.H.8.f.

in each such Payment Year. Prior to each Incentive Payment D Look-Back Date, CVS may provide the Settlement Fund Administrator and the Enforcement Committee with notice identifying any Settling State(s) it believes do not qualify for Incentive Payment D and information supporting its belief.

h. If, at any time during the term of this Agreement any Subdivision becomes a Later Litigating Subdivision (as that term is limited by Section IV.H.9.c), then CVS shall, within thirty (30) calendar days of CVS or any Released Entity being served, provide notice to the Settling State in which such Released Claims are being pursued and shall give the relevant Settling State a reasonable opportunity to extinguish the Released Claims without any payment or any other obligations being imposed upon any Released Entities (apart from the Global Settlement Amount payable by CVS under the Agreement or the Injunctive Relief Terms incurred by it). The relevant Settling State and CVS shall confer and use reasonable efforts to promptly resolve the lawsuit so that it is dismissed with prejudice. Nothing in this subsection creates an obligation for a Settling State to make a monetary payment or incur any other obligation to an entity filing a lawsuit.

i. If a Later Litigation Subdivision's lawsuit results in a money judgment being entered against a Released Entity or reasonable settlement being reached with a Released Entity, the amount is to be set off from the total Incentive Payment D for which the Settling State may become eligible. The total Incentive Payment D for which the Settling State may become eligible shall be reduced by the amount of the judgment or settlement.

j. Notwithstanding Section IV.H.9.d, a Settling State can become re-eligible for Incentive Payment D if the lawsuit that survived a Threshold Motion is dismissed pursuant to a later motion on grounds included in the Threshold Motion, in which case the Settling State shall be eligible for any missed payments of Incentive Payment D in the following Payment Year, less any litigation fees and costs incurred by CVS in the interim, except that if the dismissal motion occurs after the completion of opening statements in such action, the Settling State shall not be eligible for Incentive Payment D. The Settlement Fund Administrator shall decrease the missed payments payable pursuant to this Section IV.H.9.j to the extent it cannot be paid without exceeding the top end of an applicable payment range shown in Exhibit M-2 for the remaining Payment Years.

I. In no event shall any Settling State receive base payments and incentive payments totaling more than one hundred percent (100%) of its respective Overall Allocation Percentage specified in Exhibit F-2 times the Maximum Remediation Payment.

J. *Credit for Dispensing Services.* CVS and a Settling State may enter into an agreement for CVS to earn credits against Annual Payments for dispensing free-of-charge opioid alternatives, for free-of-charge product provided in connection with other opioid-related resolutions, and/or for other initiatives and services.



## V. Allocation and Use of Settlement Payments

A. *Components of Settlement Fund.* The Settlement Fund shall be comprised of a Remediation Accounts Fund, a State Fund, and a Subdivision Fund for each Settling State. The payment made under Section IV into the Settlement Fund shall be initially allocated among those three (3) sub-funds and distributed and used as provided below or as provided for by a State-Subdivision Agreement (or other State-specific allocation of funds).

### B. *Use of Settlement Payments.*

1. It is the intent of the Parties that the payments disbursed from the Settlement Fund to Settling States and Participating Subdivisions be for Opioid Remediation to address Alleged Harms, subject to exceptions that must be documented in accordance with Section V.B.2. In no event may less than 95.5% of CVS's maximum payment amounts pursuant to Section IV as set forth on Exhibit M-1 over the entirety of all Payment Years (but not in any single Payment Year) be spent on Opioid Remediation; *provided, however*, that the remaining 4.5% only may be spent outside of Opioid Remediation to the extent necessary to satisfy: (a) back-stop attorney fee agreements entered into by Settling States with respect to at least one opioid settlement on or before November 30, 2022, even if such an agreement did not as of that date apply to CVS's Annual Payments; or (b) contingency fee agreements entered into by Settling States covering CVS's Annual Payments. Any amounts not spent to satisfy such agreements must be spent on Opioid Remediation.

2. While disfavored by the Parties, a Settling State or a Participating Subdivision may, subject to the limitation in the second sentence of Section V.B.1, use monies from the Settlement Fund (that have not been restricted by this Agreement solely to future Opioid Remediation) for purposes that do not qualify as Opioid Remediation, provided that if, at any time, a Settling State or a Participating Subdivision listed on Exhibit G uses any monies from the Settlement Fund for a purpose that does not qualify as Opioid Remediation, such Settling State or Participating Subdivision listed on Exhibit G shall identify such amounts and report to the Settlement Fund Administrator and CVS how such funds were used, including if used to pay attorneys' fees, investigation costs, litigation costs, or costs related to the operation and enforcement of this Agreement, respectively. Such expenditures shall be reported to the Settlement Fund Administrator and CVS by January 31 of the year following the calendar year in which they are made. It is the intent of the Parties that the reporting under this Section V.B.2 shall be available to the public. For the avoidance of doubt, (a) any amounts not identified under this Section V.B.2 as used to pay attorneys' fees, investigation costs, or litigation costs shall be included in the Total Remediation Amount for purposes of Section V.F and (b) Participating Subdivisions not listed on Exhibit G may only use monies from the Settlement Fund for purposes that qualify as Opioid Remediation.

C. *Allocation of Settlement Fund.* The allocation of the Settlement Fund allows for different approaches to be taken in different Settling States, such as through a State-Subdivision Agreement. Given the uniqueness of Settling States and their Participating Subdivisions, Settling States and their Participating Subdivisions are encouraged to enter into State-Subdivision

Agreements in order to direct the allocation of their portion of the Settlement Fund. This Agreement has no effect on the ability of Settling States and their Participating Subdivisions to internally agree on the allocation of their portion of the Settlement Fund. As set out below, the Settlement Fund Administrator will make an initial allocation to three (3) state-level sub-funds. The Settlement Fund Administrator will then, for each Settling State and its Participating Subdivisions, apply the terms of this Agreement and any relevant State-Subdivision Agreement, Statutory Trust, Allocation Statute, or voluntary redistribution of funds as set out below before disbursing the funds.

1. Base Payments. The Settlement Fund Administrator will allocate base payments under Section IV.G among the Settling States pursuant to Section VI.G. Base payments for each Settling State will then be allocated fifteen percent (15%) to its State Fund, seventy percent (70%) to its Remediation Accounts Fund, and fifteen percent (15%) to its Subdivision Fund. Amounts may be reallocated and will be distributed as provided in Section V.D.

2. Incentive Payments. The Settlement Fund Administrator will treat incentive payments under Section IV.H on a Settling State-specific basis in proportion to each Settling State's respective Overall Allocation Percentage. Incentive payments for which a Settling State is eligible under Section IV.H will be allocated fifteen percent (15%) to its State Fund, seventy percent (70%) to its Remediation Accounts Fund, and fifteen percent (15%) to its Subdivision Fund. Amounts may be reallocated and will be distributed as provided in Section V.D.

3. Settlement Fund Administrator. Prior to the Initial Subdivision Participation Date, CVS and the Enforcement Committee will agree to a detailed mechanism consistent with the foregoing for the Settlement Fund Administrator to follow in allocating, apportioning, and distributing payments, which shall then be appended hereto as Exhibit L.

4. Settlement Fund Administrator Costs. Any reasonable costs and fees of the Settlement Fund Administrator accruing under this Agreement as described in Exhibit L shall be paid from the interest accrued in the Settlement Fund; *provided, however*, that if such accrued interest is insufficient to pay the entirety of any such costs and fees, CVS shall pay fifty percent (50%) of the additional amount directly to the Settlement Fund Administrator and fifty percent (50%) shall be paid out of the Settlement Fund.

*D. Settlement Fund Reallocation and Distribution.*

As set forth below, within a particular Settling State's account, amounts contained in the Settlement Fund sub-funds may be reallocated and distributed per a State-Subdivision Agreement or other means. If the apportionment of amounts is not addressed and controlled under Section V.D.1 and Section V.D.2, then the default provisions of Section V.D.4 apply. It is not necessary that a State-Subdivision Agreement or other means of allocating funds pursuant to Section V.D.1 and Section V.D.2 address all of the Settlement Fund sub-funds. For example, a Statutory Trust might only address disbursements from a Settling State's Remediation Accounts Fund.

1. Distribution by State-Subdivision Agreement. If a Settling State has a State-Subdivision Agreement, amounts apportioned to that Settling State's State Fund, Remediation Accounts Fund, and Subdivision Fund under Section V.C shall be reallocated and distributed as provided by that agreement. Any State-Subdivision Agreement entered into or amended after the Preliminary Agreement Date shall be applied only if it requires: (a) that all amounts be used for Opioid Remediation, except as allowed by Section V.B.2, and (b) that at least seventy percent (70%) of amounts be used solely for future Opioid Remediation.<sup>10</sup> For a State-Subdivision Agreement to be applied to the relevant portion of the Annual Payment, notice must be provided to CVS and the Settlement Fund Administrator at least ten (10) business days prior to the Settlement Fund Administrator's disbursements of such portion to a Settlement State and its Participating Subdivisions.

2. Distribution by Allocation Statute. If a Settling State has an Allocation Statute and/or a Statutory Trust that addresses allocation or distribution of amounts apportioned to such Settling State's State Fund, Remediation Accounts Fund, and/or Subdivision Fund and that, to the extent any or all such sub-funds are addressed, requires (1) all amounts to be used for Opioid Remediation, except as allowed by Section V.B.2, and (2) at least seventy percent (70%) of all amounts to be used solely for future Opioid Remediation,<sup>11</sup> then, to the extent allocation or distribution is addressed, the amounts apportioned to that Settling State's State Fund, Remediation Accounts Fund, and Subdivision Fund under Section V.C shall be allocated and distributed as addressed and provided by the applicable Allocation Statute or Statutory Trust. For the avoidance of doubt, an Allocation Statute or Statutory Trust need not address all three (3) sub-funds that comprise the Settlement Fund, and if the applicable Allocation Statute or Statutory Trust does not address distribution of all or some of these three (3) sub-funds, the applicable Allocation Statute or Statutory Trust does not replace the default provisions described in Section V.D.4 of any such unaddressed fund. For example, if an Allocation Statute or Statutory Trust that meets the requirements of this Section V.D.2 only addresses funds restricted to remediation and abatement, then the default provisions in this Agreement concerning allocation among the three (3) sub-funds comprising the Settlement Fund and the distribution of the State Fund and Subdivision Fund for that Settling State would still apply, while the distribution of the applicable Settling State's Remediation Accounts Fund would be governed by the qualifying Allocation Statute or Statutory Trust.

3. Voluntary Redistribution. A Settling State may choose to reallocate all or a portion of its State Fund to its Remediation Accounts Fund. A Participating Subdivision included on Exhibit G may choose to reallocate all or a portion of its allocation from the Subdivision Fund to the State's Remediation Accounts Fund or to another Participating Subdivision. The Settlement Fund Administrator is not required to honor a voluntary

---

<sup>10</sup> Future Opioid Remediation includes amounts paid to satisfy any future demand by another governmental entity to make a required reimbursement in connection with the past care and treatment of a person related to the Alleged Harms.

<sup>11</sup> Future Opioid Remediation includes amounts paid to satisfy any future demand by another governmental entity to make a required reimbursement in connection with the past care and treatment of a person related to the Alleged Harms.

redistribution for which notice is provided to it less than sixty (60) calendar days prior to the applicable Payment Date.

4. Distribution in the Absence of a State-Subdivision Agreement, Allocation Statute, or Statutory Trust. If Section V.D.1 and Section V.D.2 do not apply, amounts apportioned to that Settling State's State Fund, Remediation Accounts Fund, and Subdivision Fund under Section V.C shall be distributed as follows:

a. Amounts apportioned to that Settling State's State Fund shall be distributed to that State.

b. Amounts apportioned to that Settling State's Remediation Accounts Fund shall be distributed consistent with Section V.E. Each Settling State shall submit to the Settlement Fund Administrator a designation of a lead state agency or other entity to serve as the single point of contact for that Settling State's funding requests from the Remediation Accounts Fund and other communications with the Settlement Fund Administrator. The designation of an individual entity is for administrative purposes only and such designation shall not limit funding to such entity or even require that such entity receive funds from this Agreement. The designated entity shall be the only entity authorized to request funds from the Settlement Fund Administrator to be disbursed from that Settling State's Remediation Accounts Fund. If a Settling State has established a Statutory Trust, then that Settling State's single point of contact may direct the Settlement Fund Administrator to release the State's Remediation Accounts Fund to the Statutory Trust.

c. Amounts apportioned to that Settling State's Subdivision Fund shall be distributed to Participating Subdivisions in that State included on Exhibit G per the Subdivision Allocation Percentage listed in Exhibit G. Section V.F shall govern amounts that would otherwise be distributed to Non-Participating Subdivisions listed in Exhibit G. For the avoidance of doubt and notwithstanding any other provision in this Agreement, no Non-Participating Subdivision will receive any amount from the Settlement Fund, regardless of whether such Subdivision is included on Exhibit G.

d. Special Districts shall not be allocated funds from the Subdivision Fund, except through a voluntary redistribution allowed by Section V.D.3 to Special Districts that are Participating Subdivisions. A Settling State may allocate funds from its State Fund or Remediation Accounts Fund for Special Districts that are Participating Subdivisions.

5. Restrictions on Distribution. No amounts may be distributed from the Subdivision Fund contrary to Section VII, *i.e.*, no amounts may be distributed directly to Non-Participating Subdivisions to the extent such a distribution would violate Section VII.G or Section VII.H. Amounts allocated to the Subdivision Fund that cannot be distributed by virtue of the preceding sentence shall be distributed into the sub-account in the Remediation Accounts Fund for the Settling State in which the Non-Participating

Subdivision is located, unless those payments are redirected elsewhere by a State-Subdivision Agreement described in Section V.D.1 or by an Allocation Statute or a Statutory Trust described in Section V.D.2.

E. *Provisions Regarding the Remediation Accounts Fund.*

1. State-Subdivision Agreement, Allocation Statute, and Statutory Trust Fund Provisions. A State-Subdivision Agreement, Allocation Statute, or Statutory Trust in a Settling State may govern the operation and use of amounts in that State's Remediation Accounts Fund so long as it complies with the requirements of Section V.D.1 or Section V.D.2, as applicable, and all direct payments to Participating Subdivisions in that State comply with Section VII.G through Section VII.I.

2. Absence of a State-Subdivision Agreement, Allocation Statute, or Statutory Trust. In the absence of a State-Subdivision Agreement, Allocation Statute, or Statutory Trust that addresses distribution, the Remediation Accounts Fund will be used by a Settling State solely for future Opioid Remediation<sup>12</sup> and the following shall apply with respect to a Settling State:

a. *Regional Remediation.*

(i) At least fifty percent (50%) of distributions for remediation from a Settling State's Remediation Accounts Fund shall be annually allocated and tracked to the regional level. A Settling State may allow the Advisory Committee established pursuant to Section V.E.2.d to define its regions and assign regional allocations percentages. Otherwise, a Settling State shall (A) define its initial regions, which shall consist of one (1) or more General-Purpose Subdivision(s) and which shall be designated by the state agency with primary responsibility for substance abuse disorder services employing, to the maximum extent practical, existing regions established in that State for opioid abuse treatment or other public health purposes; (B) assign initial regional allocation percentages to the regions based on the Subdivision Allocation Percentages in Exhibit G and an assumption that all Subdivisions included on Exhibit G will become Participating Subdivisions.

(ii) This minimum regional expenditure percentage is calculated using the Settling State's initial Remediation Accounts Fund allocation and does not include any additional amounts a Settling State has directed to its Remediation Accounts Fund from its State Fund, or any other amounts directed to the fund. A Settling State may dedicate more than fifty percent (50%) of its Remediation Accounts Fund to the regional expenditure and may annually adjust the percentage of its Remediation Accounts Fund

---

<sup>12</sup> Future Opioid Remediation includes amounts paid to satisfy any future demand by another governmental entity to make a required reimbursement in connection with the past care and treatment of a person related to the Alleged Harms.

dedicated to regional expenditures as long as the percentage remains above the minimum amount.

(iii) A Settling State (A) has the authority to adjust the definition of the regions, and (B) may annually revise the percentages allocated to each region to reflect the number of General-Purpose Subdivisions in each region that are Non-Participating Subdivisions.

b. *Subdivision Block Grants.* Certain Participating Subdivisions shall be eligible to receive regional allocation funds in the form of block grants for future Opioid Remediation. A Participating Subdivision eligible for block grants is a county or parish (or in the case of Settling States that do not have counties or parishes that function as political subdivisions, a city) that (1) does not contain a Litigating Subdivision or a Later Litigating Subdivision for which it has the authority to end the litigation through a release, bar or other action, (2) either (i) has a population of 400,000 or more or (ii) in the case of California has a population of 750,000 or more, and (3) has funded or otherwise managed an established health care or treatment infrastructure (*e.g.*, health department or similar agency). Each Participating Subdivision eligible to receive block grants shall be assigned its own region.

c. *Small States.* Notwithstanding the provisions of Section V.E.2.a, Settling States with populations under four (4) million that do not have existing regions described in Section V.E.2.a shall not be required to establish regions. However, such a Settling State that contains one (1) or more Participating Subdivisions eligible for block grants under Section V.E.2.c shall be divided regionally so that each block-grant eligible Participating Subdivision is a region and the remainder of the Settling State is a region.

d. *Advisory Committee.* A Settling State shall designate an Opioid Settlement Remediation Advisory Committee (the “*Advisory Committee*”) to provide input and recommendations regarding remediation spending from that Settling State’s Remediation Accounts Fund. A Settling State may elect to use an existing advisory committee or similar entity (created outside of a State-Subdivision Agreement or Allocation Statute); *provided, however*, the Advisory Committee or similar entity shall meet the following requirements:

(i) Written guidelines that establish the formation and composition of the Advisory Committee, terms of service for members, contingency for removal or resignation of members, a schedule of meetings, and any other administrative details;

(ii) Composition that includes at least an equal number of local representatives as state representatives;

(iii) A process for receiving input from Participating Subdivisions and other communities regarding how the opioid crisis is

affecting their communities, their abatement needs, and proposals for abatement strategies and responses; and

(iv) A process by which Advisory Committee recommendations for expenditures for Opioid Remediation will be made to and considered by the appropriate state agencies.

3. Remediation Accounts Fund Reporting. The Settlement Fund Administrator shall track and assist in the report of remediation disbursements as agreed to between CVS and the Enforcement Committee.

F. *Nature of Payment.* CVS, the Settling States, and the Participating Subdivisions each acknowledge and agree that notwithstanding anything to the contrary in this Agreement, including, but not limited to, the scope of the Released Claims:

1. They have entered into this Agreement to avoid the delay, expense, inconvenience, and uncertainty of further litigation;

2. (a) The Settling States and Participating Subdivisions sought compensatory restitution and remediation (within the meaning of 26 U.S.C. § 162(f)(2)(A) and 26 C.F.R. § 1.162-21(e)(4)(i), (ii)) as damages for the Alleged Harms allegedly suffered by the Settling States and Participating Subdivisions; (b) the Total Remediation Amount is less than or equal to the amount, in the aggregate, of the Alleged Harms allegedly suffered by the Settling States and Participating Subdivisions; and (c) the portion of the Total Remediation Amount received by each Settling State or Participating Subdivision is less than or equal to the amount of the Alleged Harms allegedly suffered by such Settling State or Participating Subdivision;

3. The payment of the Total Remediation Amount by CVS constitutes, and is paid for, compensatory restitution and remediation (within the meaning of 26 U.S.C. § 162(f)(2)(A) and 26 C.F.R. § 1.162-21(e)(4)(i), (ii)) for alleged damage or harm (as compensation for alleged damage or harm arising out of alleged bodily injury) allegedly caused by CVS in order to restore, in whole or in part, the Settling States, Participating Subdivisions, and persons to the same position or condition that they would be in had the Settling States, Participating Subdivisions, and persons not suffered the Alleged Harms, and constitutes compensatory restitution and remediation for alleged damage or harm allegedly caused by the potential violation of a law and/or is an amount paid to come into compliance with the law; and

4. For the avoidance of doubt: (a) the entire Total Remediation Amount is properly characterized as described in Section V.F, (b) no portion of the Total Remediation Amount represents reimbursement to any Settling State or Participating Subdivision or other person or entity for the fees or costs of any investigation or litigation, including without limitation attorneys' fees, (c) no portion of the Global Settlement Amount constitutes the disgorgement of any allegedly ill-gotten gains, and (d) no portion of the Global Settlement Amount is paid for, is in place of, or is properly characterized as the payment of any fine, penalty, punitive damages, or other punitive assessments.

## VI. Enforcement

A. *Enforceability.* This Agreement is enforceable only by the Settling States and CVS; *provided, however*, that Released Entities may enforce Section XI and Participating Subdivisions listed on Exhibit G have the enforcement rights described in Section VI.D. Except to the extent allowed by the Injunctive Relief Terms, Settling States and Participating Subdivisions shall not have enforcement rights with respect to either the terms of this Agreement that apply only to or in other States or any Consent Judgment entered into by another Settling State. Participating Subdivisions shall not have enforcement rights against CVS with respect to this Agreement or any Consent Judgment except that Participating Subdivisions shall have enforcement rights as set forth herein as to payments that would be allocated to the Subdivision Fund or Remediation Accounts Fund pursuant to Section V; *provided, however*, that each Settling State shall allow Participating Subdivisions in such Settling State to notify it of any perceived violations of this Agreement or the applicable Consent Judgment.

B. *Jurisdiction.* CVS consents to the jurisdiction of the court in each Settling State in which the Consent Judgment is filed, limited to and for the sole and exclusive purpose of resolution of disputes identified in Section VI.F.2 for resolution in that court.

C. *Specific Terms Dispute Resolution.*

1. Any dispute that is addressed by the provisions set forth in the Injunctive Relief Terms shall be resolved as provided therein.

2. In the event that CVS believes that the requirements established in Section V.B.1 are not being satisfied, CVS may request that CVS and the Enforcement Committee meet and confer regarding the use of funds to implement Section V.B.1. The completion of such meet-and-confer process is a precondition to further action regarding any such dispute. Further action concerning Section V.B.1 shall: (i) be limited to CVS obtaining a reduction of its Annual Payments by no more than five percent (5%) of the difference between the actual amount of Opioid Remediation and the 95.5% of CVS's maximum payment amounts pursuant to Section IV as set forth on Exhibit M-1 over the entirety of all Payment Years (but not in any single Payment Year); (ii) only reduce Annual Payments to those Settling States and their Participating Subdivisions that are out of compliance with the requirements established in Section V.B.1; and (iii) not reduce Annual Payments restricted to future Opioid Remediation.

D. *State-Subdivision Enforcement.*

1. A Subdivision shall not have enforcement rights against a Settling State in which it is located with respect to this Agreement or any Consent Judgment except that a Participating Subdivision listed on Exhibit G shall have enforcement rights (a) as provided for in a State-Subdivision Agreement, Allocation Statute, or Statutory Trust with respect to intrastate allocation; or (b) in the absence of a State-Subdivision Agreement, Allocation Statute, or Statutory Trust, to address allegations that (i) the Settling State's use of Remediation Accounts Fund monies were not used for uses similar to or in the nature of those uses contained in Exhibit E, or (ii) a Settling State failed to pay funds directly from



the Remediation Accounts Fund to a Participating Subdivision eligible to receive a block grant pursuant to Section V.E.2.b.

2. A Settling State shall have enforcement rights against a Participating Subdivision located in its territory (a) as provided for in a State-Subdivision Agreement, Allocation Statute, or Statutory Trust; or (b) in the absence of a State-Subdivision Agreement, Allocation Statute, or Statutory Trust, to address allegations that the Participating Subdivisions' uses of Remediation Accounts Fund monies were not used for purposes similar to or in the nature of those uses contained in Exhibit E.

3. As between Settling States and Participating Subdivisions, the above rights are contractual in nature and nothing herein is intended to limit, restrict, change or alter any other existing rights under law.

E. *Subdivision Payment Enforcement.* A Participating Subdivision listed on Exhibit G shall have the same right as a Settling State pursuant to Section VI.F.3.a(iv) to seek resolution regarding the failure by CVS to make its allocable share of an Annual Payment in a Payment Year.

F. *Other Terms Regarding Dispute Resolution.*

1. Except as provided by Section VI.C, the parties to a dispute shall promptly meet and confer in good faith to resolve any dispute. If the parties cannot resolve the dispute informally, and unless otherwise agreed in writing, they shall follow the remaining provisions of this Section VI.F to resolve the dispute.

2. Except to the extent provided by Section VI.C or Section VI.F.3, all disputes shall be resolved in either the court that entered the relevant Consent Judgment or, if no such Consent Judgment was entered, a state or territorial court with jurisdiction located wherever the seat of the relevant state government is located.

a. State court proceedings shall be governed by the rules and procedures of the relevant forum.

b. For the avoidance of doubt, disputes to be resolved in state court include, but are not limited to, the following:

(i) disputes concerning whether expenditures qualify as Opioid Remediation;

(ii) disputes between a Settling State and its Participating Subdivisions as provided by Section VI.D, except to the extent the State-Subdivision Agreement provides for other dispute resolution mechanisms. For the avoidance of doubt, disputes between a Settling State and any Participating Subdivision shall not be considered National Disputes;

(iii) whether this Agreement and relevant Consent Judgment are binding under state law;

(iv) the extent of the Attorney General’s or other participating entity’s authority under state law, including the extent of the authority to release claims;

(v) whether the definition of a Bar, a Case-Specific Resolution, Final Order, lead state agency as described in Section V.D.4.b, Later Litigating Subdivision, Litigating Subdivision, or Threshold Motion has been met; and

(vi) all other disputes not specifically identified in Section VI.C or Section VI.F.3.

c. Any Party may request that the National Arbitration Panel provide an interpretation of any provision of the Agreement that is relevant to the state court determination, and the National Arbitration Panel shall make reasonable best efforts to supply such interpretation within the earlier of thirty (30) calendar days or the time period required by the state court proceedings. Any Party may submit that interpretation to the state court to the extent permitted by, and for such weight provided by, the state court’s rules and procedures. If requested by a Party, the National Arbitration Panel shall request that its interpretation be accepted in the form of an *amicus curiae* brief, and any attorneys’ fees and costs for preparing any such filing shall be paid for by the requesting Party.

3. National Disputes involving a Settling State, a Participating Subdivision that has enforcement rights pursuant to Section VI.A, and/or CVS (together, “*Participating Parties*”) shall be resolved by the National Arbitration Panel.

a. National Disputes are disputes that are not addressed by Section VI.C, and which are exceptions to Section VI.F.2’s presumption of resolution in state courts because they involve issues of interpretation of terms contained in this Agreement applicable to all Settling States without reference to a particular State’s law. Disputes between a Settling State and any Participating Subdivision shall not be considered National Disputes. National Disputes are limited to the following:

(i) The amount of withholding attributable to Non-Settling States;

(ii) issues involving the scope and definition of Product;

(iii) interpretation and application of the terms “Alleged Harms,” “Covered Conduct,” “Released Entities,” and “Released Claims”;

(iv) the failure by CVS to pay the Annual Payment, the Additional Remediation Amount in a Payment Year, or the amounts due pursuant to Exhibit S and Exhibit T, but for the avoidance of doubt, disputes between CVS and a Settling State over the amounts owed only to that

Settling State that do not affect any other Settling State shall not be considered National Disputes;

(v) the interpretation and application of any most-favored-nation provision in Section XIII.E;

(vi) questions regarding the performance and/or removal of the Settlement Fund Administrator;

(vii) disputes involving liability of successor entities;

(viii) disputes that require a determination of the sufficiency of participation in order to qualify for Incentive Payments A, B, C or D;

(ix) disputes requiring the interpretation of Agreement terms that are national in scope or impact, which shall mean disputes requiring the interpretation of Agreement terms that (i) concretely affect four (4) or more Settling States; and (ii) do not turn on unique definitions and interpretations under state law; and

(x) any dispute subject to resolution under Section VI.F.2 but for which all Participating Parties to the dispute agree to arbitration before the National Arbitration Panel under the provisions of this Section VI.F.3.

b. The National Arbitration Panel shall be comprised of three (3) arbitrators. One (1) arbitrator shall be chosen by CVS, one (1) arbitrator shall be chosen by the Enforcement Committee with due input from Participating Subdivisions listed on Exhibit G, and the third arbitrator shall be agreed upon by the first two (2) arbitrators. The membership of the National Arbitration Panel is intended to remain constant throughout the term of this Agreement, but in the event that replacements are required, the retiring arbitrator shall be replaced by the party that selected him/her.

c. The National Arbitration Panel shall make reasonable best efforts to decide all matters within one hundred eighty (180) calendar days of filing, and in no event shall it take longer than one (1) year.

d. The National Arbitration Panel shall conduct all proceedings in a reasonably streamlined process consistent with an opportunity for the Participating Parties to be heard. Issues shall be resolved without the need for live witnesses where feasible, and with a presumption in favor of remote participation to minimize the burdens on the Participating Parties.

e. To the extent allowed under state law, a Settling State, a Participating Subdivision that has enforcement rights pursuant to Section VI.A, and (at any Participating Party's request) the National Arbitration Panel may certify to an appropriate state court any question of state law. The National Arbitration Panel

shall be bound by a final state court determination of such a certified question. The time period for the arbitration shall be tolled during the course of the certification process.

f. The arbitrators will give due deference to any authoritative interpretation of state law, including any declaratory judgment or similar relief obtained by a Settling State, a Participating Subdivision that has enforcement rights pursuant to Section VI.A, or CVS on a state law issue.

g. The decisions of the National Arbitration Panel shall be binding on Settling States, Participating Subdivisions, CVS, and the Settlement Fund Administrator. In any proceeding before the National Arbitration Panel involving a dispute between a Settling State and CVS whose resolution could prejudice the rights of a Participating Subdivision(s) in that Settling State, such Participating Subdivision(s) shall be allowed to file a statement of view in the proceeding.

h. Nothing herein shall be construed so as to limit or otherwise restrict a Settling State from seeking injunctive or other equitable relief in state court to protect the health, safety, or welfare of its citizens.

i. Each Participating Party shall bear its own costs in any arbitration or court proceeding arising under this Section VI. The costs for the arbitrators on the National Arbitration Panel shall be divided and paid equally by the disputing sides for each individual dispute, *e.g.*, a dispute between CVS and Settling States/Participating Subdivisions shall be split fifty percent (50%) by CVS and fifty percent (50%) by the Settling States/Participating Subdivisions that are parties to the dispute; a dispute between a Settling State and a Participating Subdivision shall be split fifty percent (50%) by the Settling State that is party to the dispute and fifty percent (50%) by any Participating Subdivisions that are parties to the dispute.

4. Prior to initiating an action to enforce pursuant to this Section VI.F, the complaining Participating Party must:

a. Provide written notice to the Enforcement Committee of its complaint, including the provision of the Consent Judgment and/or Agreement that the practice appears to violate, as well as the basis for its interpretation of the disputed provision. The Enforcement Committee shall establish a reasonable process and timeline for obtaining additional information from the involved parties; *provided, however*, that the date the Enforcement Committee establishes for obtaining additional information from the Participating Parties shall not be more than forty-five (45) calendar days following the notice. The Enforcement Committee may advise the Participating Parties of its views on the complaint and/or seek to resolve the complaint informally.

b. Wait to commence any enforcement action until thirty (30) calendar days after the date that the Enforcement Committee establishes for obtaining additional information from the Participating Parties.

5. If the Participating Parties to a dispute cannot agree on the proper forum for resolution of the dispute under the provisions of Section VI.F.2 or Section VI.F.3, a committee comprising the Enforcement Committee and sufficient representatives of CVS, such that the members of the Enforcement Committee have a majority of one (1) member, will determine, within twenty-eight (28) calendar days of receiving notification of the dispute relating to the proper forum, the forum where the dispute will be initiated. The forum identified by such committee shall be the sole forum for resolving the issue of which forum will hear the substantive dispute, and the committee's identification of such forum in the first instance shall not be entitled to deference by the forum selected.

G. *No Effect.* Nothing in this Agreement shall be interpreted to limit the Settling States' Civil Investigative Demand ("CID") or investigative subpoena authority, to the extent such authority exists under applicable state law and the CID or investigative subpoena is issued pursuant to such authority, and CVS reserves all of its rights in connection with a CID or investigative subpoena issued pursuant to such authority.

## **VII. Participation by Subdivisions**

A. *Notice.* Prior to the State Participation Date, the Parties shall agree on a vendor to serve as the Implementation Administrator and provide notice pursuant to this Section VII.A. No later than fifteen (15) calendar days after the Preliminary Agreement Date, the Implementation Administrator shall send individual written notice (which may be delivered via e-mail or other electronic means) of the opportunity to participate in this Agreement and the requirements of participation to all Subdivisions in the Settling States that are (1) Litigating Subdivisions or (2) Non-Litigating Subdivisions listed on Exhibit G. To the extent a Special District is entitled to an allocation for a direct payment through its inclusion in Exhibit G pursuant to a State-Subdivision Agreement, Allocation Statute, Statutory Trust, or voluntary redistribution, the Implementation Administrator, with the cooperation of the Settling States shall also send individual written notice (which may be delivered via e-mail or other electronic means) of the opportunity to participate in this Agreement and the requirements of participation to such Special Districts. Unless otherwise agreed by the Parties, the version of Exhibit G used for notice shall be the one in place as of the State Participation Date. Notice (which may be delivered via e-mail or other electronic means) shall also be provided simultaneously to counsel of record for Litigating Subdivisions and known counsel for Non-Litigating Subdivisions and Special Districts listed on Exhibit G. The Settling States also may provide general notice reasonably calculated to alert Non-Litigating Subdivisions in the Settling States to this Agreement, the opportunity to participate in it, and the requirements for participation. Such Notice may include publication and other standard forms of notification, as well as notice to national state and county organizations such as the National Association of Counties and the National League of Cities. All notice provided under this subsection will include that the deadline for becoming a Participating Subdivision is the Initial Subdivision Participation Date. Nothing contained herein shall preclude a Settling State from providing further notice to or otherwise contacting any of its Subdivisions about becoming a Participating Subdivision, including beginning any of the activities described in this paragraph prior to the Preliminary Agreement Date.

B. *Requirements for Becoming a Participating Subdivision—Non-Litigating Subdivisions.* A Non-Litigating Subdivision in a Settling State may become a Participating Subdivision by returning an executed Subdivision Participation Agreement to the Implementation Administrator or Settlement Fund Administrator (which may be executed and returned by electronic means established by the Implementation Administrator or Settlement Fund Administrator) specifying (1) that the Subdivision agrees to the terms of this Agreement pertaining to Subdivisions, (2) that the Subdivision releases all Released Claims against all Released Entities, (3) that the Subdivision agrees to use monies it receives, if any, from the Settlement Fund pursuant to the applicable requirements of Section V; *provided, however*, that Non-Litigating Subdivisions may only use monies originating from the Settlement Fund for purposes that qualify as Opioid Remediation, and (4) that the Subdivision submits to the jurisdiction of the court where the applicable Consent Judgment is filed for purposes limited to that court’s role under this Agreement. The required Subdivision Participation Agreement is attached as Exhibit K.

C. *Requirements for Becoming a Participating Subdivision—Litigating Subdivisions/Later Litigating Subdivisions.* A Litigating Subdivision or Later Litigating Subdivision in a Settling State may become a Participating Subdivision by returning an executed Subdivision Participation Agreement to the Implementation Administrator or Settlement Fund Administrator (which may be executed and returned by electronic means established by the Implementation Administrator or Settlement Fund Administrator) and upon prompt dismissal with prejudice of its lawsuit following the Reference Date or the date on which the conditions for effectiveness in Section VIII.C have been met, whichever is later. Following its execution of a Subdivision Participation Agreement, a Litigating Subdivision shall take reasonable steps to immediately cease all litigation activity against the Released Entities, where feasible, or to minimize such activity by means of agreed deadline extensions and agreed postponement of depositions, document productions, and motion practice, unless the Litigating Subdivision reasonably concludes that it would be prejudiced by doing so. A Settling State may require each Litigating Subdivision in that State to specify on the Subdivision Participation Agreement whether its counsel has waived any contingency fee contract with that Participating Subdivision and whether, if eligible, it intends to seek fees pursuant to Exhibit R. The Settlement Fund Administrator shall provide quarterly reports of this information to the parties organized by Settling State. A Litigating Subdivision or Later Litigating Subdivision may not become a Participating Subdivision after the completion of opening statements in a trial of the lawsuit it brought that includes a Released Claim against a Released Entity. For avoidance of doubt, where a subdivision official other than a General-Purpose Government has filed a lawsuit that includes a Released Claim against a Released Entity in a direct, *parens patriae*, or any other capacity, that Subdivision may become a Participating Subdivision only if, in addition to the other requirements of this Section VII.C, the lawsuit filed by the subdivision official has also been dismissed with prejudice.

D. *Initial Participating Subdivisions.* A Subdivision qualifies as an Initial Participating Subdivision if it meets the applicable requirements for becoming a Participating Subdivision set forth in Section VII.B or Section VII.C by the Initial Subdivision Participation Date. All Subdivision Participation Agreements returned to the Implementation Administrator shall be held in escrow by the Implementation Administrator until the Reference Date. Subdivision Participation Agreements returned to the Implementation Administrator shall not be withdrawn

unless notice of the withdrawal is provided to the Implementation Administrator within eighteen (18) days after the Initial Subdivision Participation Date. If, for any reason, the Agreement does not become effective, all obligations created by such forms and releases in them shall be void *ab initio* and all Subdivision Participation Agreements shall be returned to Counsel for Litigating Subdivisions or to the Subdivisions not represented by counsel or destroyed to the extent that such destruction is not prohibited by then existing document preservation obligations.

E. *Later Participating Subdivisions.* A Subdivision in a Settling State that is not an Initial Participating Subdivision may become a Later Participating Subdivision by meeting the applicable requirements for becoming a Participating Subdivision set forth in Section VII.B or Section VII.C after the Initial Subdivision Participation Date and by agreeing to be subject to the terms of a State-Subdivision Agreement (if any) or any other structure adopted or applicable pursuant to Section V.D or Section V.E. The following provisions govern what a Later Participating Subdivision can receive (but do not apply to Initial Participating Subdivisions):

1. A Later Participating Subdivision shall not receive any share of any Annual Payment due before it became a Participating Subdivision.

2. A Subdivision that becomes a Later Participating Subdivision after November 30, 2023 shall receive seventy-five percent (75%) of the share of future base or incentive payments that it would have received had it become a Later Participating Subdivision prior to that date (unless the Later Participating Subdivision is subject to Section VII.E.3 or Section VII.E.4).

3. A Later Participating Subdivision that, after the Initial Subdivision Participation Date, maintains a lawsuit for a Released Claim(s) against a Released Entity and has judgment entered against it on every such Claim before it became a Participating Subdivision (other than a consensual dismissal with prejudice) is not eligible to become a Participation Subdivision.

4. A Subdivision that becomes a Later Participating Subdivision while a Bar or Case-Specific Resolution involving a different Subdivision exists in its State shall receive twenty-five percent (25%) of the share of future base or incentive payments that it would have received had it become a Later Participating Subdivision without such Bar or Case-Specific Resolution.

F. *No Increase in Payments.* Amounts to be received by Later Participating Subdivisions shall not increase the payments due from CVS.

G. *Ineligible Subdivisions.* Subdivisions in Non-Settling States and Prior Litigating Subdivisions are not eligible to be Participating Subdivisions.

H. *Non-Participating Subdivisions.* Non-Participating Subdivisions shall not directly receive any portion of any Annual Payment, including from the State Fund and direct distributions from the Remediation Accounts Fund; however, a Settling State may choose to fund future Opioid Remediation that indirectly benefits Non-Participating Subdivisions.

I. *Unpaid Allocations to Later Participating Subdivisions and Non-Participating Subdivisions.* Any base payments and incentive payments allocated pursuant to Section V.D to a Later Participating Subdivision or Non-Participating Subdivision that cannot be paid pursuant to this Section VII, including the amounts that remain unpaid after the reductions required by Section VII.E.2 through Section VII.E.4, will be allocated to the Remediation Accounts Fund for the Settling State in which the Non-Participating Subdivision is located, unless those payments are redirected elsewhere by a State-Subdivision Agreement or by a Statutory Trust.

### **VIII. Condition to Effectiveness of Agreement and Filing of Consent Judgment**

A. *Distribution of Subdivision Participation Agreements.* No later than three (3) calendar days after the Initial Subdivision Participation Date, the Implementation Administrator shall report to the Settling States and CVS on which Subdivisions in the Settling States have and have not executed Subdivision Participation Agreements and shall provide notice under Section XIII.Q of any withdrawals of Subdivision Participation Agreements within one (1) business day of the withdrawal. The Settling States and CVS each shall have online access to the Subdivision Participation Agreements for the purpose of auditing the Implementation Administrator's reports but may not maintain copies. CVS shall pay up to and no more than \$1.5 million of the Implementation Administrator's fees and costs, including advancing such fees and costs prior to the Effective Date. If this Agreement becomes effective, then CVS may deduct from its Annual Payment for Payment Year 2 any amount in excess of \$1.5 million it paid for the Implementation Administrator's fees and costs.

B. *Determination to Proceed with Settlement—Settling States.* Following the Initial Subdivision Participation Date, the Settling States on the Enforcement Committee shall determine whether to proceed with the Agreement. No later than fifteen (15) calendar days prior to the Reference Date, the Settling States shall provide notice to CVS and the Enforcement Committee of their decision. If the Settling States elect not to proceed, this Agreement will have no further effect, and all releases (including those contained in Subdivision Participation Agreements) and other commitments or obligations contained herein or in Subdivision Settlement Participation Forms will be void.

C. *Determination to Proceed with Settlement—CVS.* If the Settling States elect to proceed, CVS shall then determine whether to proceed with the Agreement. This determination shall be in CVS's sole discretion and may be based on any criteria or factors it deems relevant. CVS shall provide notice to the Settling States and the Enforcement Committee of its decision no later than the Reference Date. If CVS elects to proceed with the Agreement, the Parties will proceed to file the Consent Judgments, and the obligations in the State Participation Forms and the Subdivision Participation Agreements will become effective as of the Reference Date. If CVS elects not to proceed, this Agreement will have no further effect, and all releases (including those contained in Subdivision Participation Agreements) and other commitments or obligations contained herein or in Subdivision Participation Agreements will be void.

### **IX. Additional Remediation**

A. *Additional Remediation Amount.* Subject to and without exceeding the maximum payment amounts set forth in the "Additional Remediation Amount" column of Exhibit M-3 and



subject to the reduction specified in Section IX.B, CVS shall pay an Additional Remediation Amount to the Settling States listed in Exhibit N. Such funds shall be paid, on the schedule set forth in Exhibit M-3, on the Payment Date for each relevant Payment Year to such Settling States as allocated by the Settlement Fund Administrator pursuant to Exhibit N.

B. *Reduction of Additional Remediation Amount.* The amounts owed by CVS pursuant to this Section IX shall be reduced by the allocations set forth on Exhibit N for Non-Settling States.

C. For the avoidance of doubt, (1) a Settling State that retained outside counsel in connection with opioid investigations that receives an Additional Remediation Amount because the Settling State was not otherwise eligible to receive funds from the State Outside Counsel Fee Fund may choose to have the Additional Remediation Amount designated to pay the Settling State's outside counsel, and may instruct the Settlement Fund Administrator to pay those funds directly to the Settling State's outside counsel, and (2) Additional Remediation Amount funds, including funds designated by a Settling State to pay its outside counsel under this paragraph, shall not be subject to allocation as provided in Section V.C through Section V.E.

## **X. Plaintiffs' Attorneys' Fees and Costs**

The Agreement on Attorneys' Fees, Expenses and Costs is set forth in Exhibit R and incorporated herein by reference. CVS shall pay subdivision attorneys' fees and costs into the Subdivision Attorney's Fee and Subdivision Cost and Expense Fund as set forth in Exhibit R and Exhibit M-3. The Agreement on the State Outside Counsel Fee Fund and Agreement on the Joint State Cost Fund are set forth in Exhibit S and Exhibit T, respectively, and are incorporated herein by reference. Attorneys' fees, expenses and costs shall not exceed the maximum annual and total amounts set forth in the relevant columns of Exhibits M-1 and M-3 and shall be subject to reduction as set forth in Exhibit R, Exhibit S, and Exhibit T.

## **XI. Release**

A. *Scope.* As of the Effective Date, the Released Entities are hereby released and forever discharged from all of the Releasers' Released Claims. Each Settling State (for itself and its Releasers) and Participating Subdivision (for itself and its Releasers) hereby absolutely, unconditionally, and irrevocably covenants not to bring, file, or claim; or to cause, assist in bringing or permit to be brought, filed, or claimed; or to otherwise seek to establish liability for any Released Claim against any Released Entity in any forum whatsoever. The releases provided for in this Agreement are broad, shall be interpreted so as to give the Released Entities the broadest possible bar against any liability relating in any way to any Released Claim, and extend to the full extent of the power of each Settling State and its Attorney General to release claims. This Agreement shall be a complete bar to any Released Claim.

B. *Claim-Over and Non-Party Settlement.*

1. It is the intent of the Parties that:

a. Released Entities should not seek contribution or indemnification (other than pursuant to an insurance contract), from other parties for their payment obligations under this Agreement;

b. the payments made under this Agreement shall be the sole payments made by the Released Entities to the Releasors involving, arising out of, or related to Alleged Harms and/or Covered Conduct (or conduct that would be Covered Conduct if engaged in by a Released Entity);

c. Claims by Releasors against non-Parties shall not result in additional payments by Released Entities, whether through contribution, indemnification or any other means; and

d. the Agreement meets the requirements of the Uniform Contribution Among Joint Tortfeasors Act and any similar state law or doctrine that reduces or discharges a released party's liability to any other parties.

The provisions of this Section XI.B are to be implemented consistent with these principles. This Agreement and the releases and dismissals provided for herein are made in good faith.

2. No Released Entity shall seek to recover for amounts paid under this Agreement based on indemnification, contribution, or any other theory from a manufacturer, pharmacy, hospital, pharmacy benefit manager, health insurer, third-party vendor, trade association, distributor, or health care practitioner; *provided* that a Released Entity shall be relieved of this prohibition with respect to any entity that asserts a Claim-Over against it. For the avoidance of doubt, nothing herein shall prohibit a Released Entity from recovering amounts owed pursuant to insurance contracts.

3. If any Releasor enters into a Non-Party Settlement on or after the Effective Date, including in any bankruptcy case or through any plan of reorganization (whether individually or as a class of creditors), the Releasor will include (or in the case of a Non-Party Settlement made in connection with a bankruptcy case, will cause the debtor to include), unless prohibited from doing so under applicable law, in the Non-Party Settlement a prohibition on contribution or indemnity of any kind substantially equivalent to that required from CVS in Section XI.B.2, or a release from such Non-Released Entity in favor of the Released Entities (in a form equivalent to the releases contained in this Agreement) of any Claim-Over. The obligation to obtain the prohibition and/or release required by this subsection is a material term of this Agreement.

4. If any Releasor obtains a judgment with respect to a Non-Party Covered Conduct Claim against a Non-Released Entity that does not contain the prohibition described in Section XI.B.3, or any Releasor files a Non-Party Covered Conduct Claim against a Non-Released Entity in bankruptcy or a Releasor is prevented for any reason from obtaining a prohibition/release in a Non-Party Settlement as provided in Section XI.B.3, and such Non-Released Entity asserts a Claim-Over against a Released Entity, the Released Entity shall be relieved of the prohibition in Section XI.B.2 with respect to that Non-Released Entity and that Releasor and CVS shall take the following actions to ensure that

the Released Entities do not pay more with respect to Alleged Harms and/or Covered Conduct to Releasors or to Non-Released Entities than the amounts owed under this Agreement by CVS:

a. CVS shall notify that Releasor of the Claim-Over within sixty (60) calendar days of the assertion of the Claim-Over or sixty (60) calendar days of the Effective Date of this Agreement, whichever is later;

b. CVS and that Releasor shall meet and confer concerning the means to hold Released Entities harmless and ensure that they are not required to pay more with respect to Alleged Harms and/or Covered Conduct than the amounts owed by CVS under this Agreement;

c. That Releasor and CVS shall take steps sufficient and permissible under the law of the State of the Releasor to hold Released Entities harmless from the Claim-Over and ensure Released Entities are not required to pay more with respect to Alleged Harms and/or Covered Conduct than the amounts owed by CVS under this Agreement. Such steps may include, where permissible:

(i) Filing of motions to dismiss or such other appropriate motion by CVS or Released Entities, and supported by Releasors, in response to any claim filed in litigation or arbitration;

(ii) Reduction of that Releasors' Claim and any judgment it has obtained or may obtain against such Non-Released Entity by whatever amount is necessary to extinguish such Claim-Over under applicable law, up to the amount that Releasor has obtained, may obtain, or has authority to control from such Non-Released Entity;

(iii) Placement into escrow of funds paid by the Non-Released Entities such that those funds are available to satisfy the Claim-Over;

(iv) Return of monies paid by CVS to that Releasor under this Agreement to permit satisfaction of a judgment against or settlement with the Non-Released Entity to satisfy the Claim-Over;

(v) Payment of monies to CVS by that Releasor to ensure CVS is held harmless from such Claim-Over, up to the amount that Releasor has obtained, may obtain, or has authority to control from such Non-Released Entity;

(vi) Credit to CVS under this Agreement to reduce the overall amounts to be paid under the Agreement such that it is held harmless from the Claim-Over; and

(vii) Such other actions as that Releasor and CVS may devise to hold CVS harmless from the Claim-Over.

d. The actions of that Releasor and CVS taken pursuant to clause (c) above must, in combination, ensure CVS is not required to pay more with respect to Alleged Harms and/or Covered Conduct than the amounts owed by CVS under this Agreement.

e. In the event of any dispute over the sufficiency of the actions taken pursuant to clause (c) above, Releasor and CVS may seek review by the National Arbitration Panel, or, upon consent of the parties to the dispute, by the state court where the relevant Consent Judgment was filed. The National Arbitration Panel shall have authority to order a remedy, including one or more of the actions specified in clause (c), sufficient to hold Released Entities fully harmless. In the event that the Panel's actions do not result in Released Entities being held fully harmless, CVS shall have a claim for breach of this Agreement by Releasors, with the remedy being payment of sufficient funds to hold CVS harmless from the Claim-Over. For the avoidance of doubt, the prior sentence does not limit or eliminate any other remedy that CVS may have.

5. To the extent that the Claim-Over is based on a contractual indemnity, the obligations under Section XI.B.4 shall extend solely to a Non-Party Covered Conduct Claim against a pharmacy, distributor, clinic, hospital or other purchaser or dispenser of Products, a manufacturer that sold Products, a consultant, and/or a pharmacy benefit manager or other third-party payor. CVS shall notify the Settling States, to the extent permitted by applicable law, in the event that any of these types of Non-Released Entity asserts a Claim-Over arising out of contractual indemnity against it.

C. *Indemnification and Contribution Prohibited.* No Released Entity shall seek to recover for amounts paid under this Agreement based on indemnification, contribution, or any other theory, from a manufacturer, pharmacy, hospital, pharmacy benefit manager, health insurer, third-party vendor, trade association, distributor, or health care practitioner; *provided* that a Released Entity shall be relieved of this prohibition with respect to any entity that asserts a Claim-Over against it. For the avoidance of doubt, nothing herein shall prohibit a Released Entity from recovering amounts owed pursuant to insurance contracts. For the avoidance of doubt, nothing herein shall prohibit a Released Entity from recovering amounts owed pursuant to insurance contracts.

D. *General Release.* In connection with the releases provided for in this Agreement, each Settling State (for itself and its Releasors) and Participating Subdivision (for itself and its Releasors) expressly waives, releases, and forever discharges any and all provisions, rights, and benefits conferred by any law of any State or territory of the United States or other jurisdiction, or principle of common law, which is similar, comparable, or equivalent to § 1542 of the California Civil Code, which reads:

**General Release; extent.** A general release does not extend to claims that the creditor or releasing party does not know or suspect to exist in his or her favor at the time of executing the release and

that if known by him or her, would have materially affected his or her settlement with the debtor or released party.

A Releasor may hereafter discover facts other than or different from those which it knows, believes, or assumes to be true with respect to the Released Claims, but each Settling State (for itself and its Releasors) and Participating Subdivision (for itself and its Releasors) hereby expressly waives and fully, finally, and forever settles, releases and discharges, upon the Effective Date, any and all Released Claims that may exist as of such date even if Releasors do not know or suspect such claims to exist, whether through ignorance, oversight, error, negligence or through no fault whatsoever, and even if knowledge of the existence of such claims would materially affect the Settling States' decision to enter into this Agreement or the Participating Subdivisions' decision to participate in this Agreement.

E. *Assigned Interest Waiver.* To the extent that any Settling State has any direct or indirect interest in any rights of a third-party that is a debtor under the Bankruptcy Code as a result of a claim arising out of Covered Conduct or Alleged Harms by way of assignment or otherwise, including as a result of being the beneficiary of a trust or other distribution entity, to assert claims against CVS (whether derivatively or otherwise), under any legal or equitable theory, including for indemnification, contribution, or subrogation, such Settling State waives the right to assert any such claim, or to receive a distribution or any benefit on account of such claim and such claim, distribution, or benefit shall be deemed assigned to CVS.

F. *Res Judicata.* Nothing in this Agreement shall be deemed to reduce the scope of the res judicata or claim preclusive effect that the settlement memorialized in this Agreement, and/or any Consent Judgment or other judgment entered on this Agreement, gives rise to under applicable law.

G. *Representation and Warranty.* The signatories hereto on behalf of their respective Settling States expressly represent and warrant that they have (or will obtain no later than the Initial Subdivision Participation Date) the authority to settle and release, to the maximum extent of the State's power, all Released Claims of (1) their respective Settling States, (2) all past and present executive departments, state agencies, divisions, boards, commissions and instrumentalities with the regulatory authority to enforce state and federal controlled substances acts, and (3) any of their respective Settling State's past and present executive departments, agencies, divisions, boards, commissions and instrumentalities that have the authority to bring Claims related to Alleged Harms and/or Covered Conduct seeking money (including abatement and/or remediation) or revocation of a pharmaceutical distribution or dispensing license. For the purposes of clause (3) above, executive departments, agencies, divisions, boards, commissions, and instrumentalities are those that are under the executive authority or direct control of the State's Governor. Also for the purposes of clause (3), a release from a State's Governor, to be materially similar to that in Exhibit X, is sufficient to demonstrate that the appropriate releases have been obtained.

H. *Effectiveness.* The releases set forth in this Agreement shall not be impacted in any way by any dispute that exists, has existed, or may later exist between or among the Releasors. Nor shall such releases be impacted in any way by any current or future law, regulation, ordinance, or court or agency order limiting, seizing, or controlling the distribution or use of the Settlement

Fund or any portion thereof, or by the enactment of future laws, or by any seizure of the Settlement Fund or any portion thereof.

I. *Cooperation.* Settling States will meet and confer with CVS and simultaneously make reasonable efforts to resolve any action filed by a Subdivision involving any Covered Conduct, Alleged Harms, or a Product that remains pending against CVS after the Initial Subdivision Participation Date. Releasors (i) will not encourage any person or entity to bring or maintain any Released Claim against any Released Entity and (ii) will reasonably cooperate with and not oppose any effort by a Released Entity to secure the prompt dismissal of any and all Released Claims.

J. *Non-Released Claims.* Notwithstanding the foregoing or anything in the definition of Released Claims, this Agreement does not waive, release or limit any criminal liability, Claims for liability under tax law, Claims under securities law by a State Releasor as investor, Claims against parties who are not Released Entities, Claims by private individuals, and any claims arising under this Agreement for enforcement of this Agreement. Nothing in this Agreement precludes the Released Entities from asserting, in an action arising from or relating to Claims by private individuals, any defense or argument based on this Agreement that is available under applicable law.

## **XII. Later Litigating Subdivisions; Non-Settling States**

A. *Released Claims against Released Entities.* If a Later Litigating Subdivision in a Settling State maintains a lawsuit for a Released Claim against a Released Entity after the Initial Subdivision Participation Date, the Released Entity shall take ordinary and reasonable measures to defend the action, including filing a Threshold Motion with respect to the Released Claim. The Released Entity shall further notify the Settling State and Settlement Fund Administrator immediately upon notice of a Later Litigating Subdivision bringing a lawsuit for a Released Claim and shall not oppose a Settling State's submission in support of the Threshold Motion. CVS shall give the relevant Settling State a reasonable opportunity to extinguish the Released Claims without any payment or any other obligations being imposed upon any Released Entities (apart from the Global Settlement Amount payable by CVS under the Agreement or the Injunctive Relief Terms incurred by it). The relevant Settling State and CVS shall confer and use reasonable efforts to promptly resolve the lawsuit so that it is dismissed with prejudice. Nothing in this subsection creates an obligation for a Settling State to make a monetary payment or incur any other obligation to an entity filing a lawsuit.

B. *Non-Settling States.* Non-Settling States shall not be eligible for any payments or have any rights in connection with this Agreement.

C. *Settlement Class Resolution Opt Outs.* If a Settling State is eligible for Incentive Payment A on the basis of a Settlement Class Resolution, and a Primary Subdivision that opted out of the Settlement Class Resolution maintains a lawsuit asserting a Released Claim against a Released Entity, the following shall apply. The Released Entity shall take ordinary and reasonable measures to defend the action, including filing a Threshold Motion with respect to the Released Claim. The Settling State shall seek to obtain either dismissal of the lawsuit in cooperation with CVS, or a release of the Primary Subdivision's claims. If the lawsuit asserting a Released Claim

either survives a Threshold Motion or has an unresolved Threshold Motion fewer than sixty (60) calendar days prior to the scheduled start of a trial involving a Released Claim, and is resolved with finality on terms requiring payment by the Released Entity, CVS shall receive a dollar-for-dollar offset for the amount paid against its obligation to make remaining Incentive Payment A payments that would be apportioned to that Settling State and to its Subdivisions.

D. *Revoked Bar, Settlement Class Resolution, or Case-Specific Resolution.* If CVS made any Annual Payments that included any incentive payments earned as a result of the existence of a Bar, Settlement Class Resolution, or Case-Specific Resolution in a Settling State, and there is subsequently a Revocation Event with respect to that Bar, Settlement Class Resolution, or Case-Specific Resolution after the determination of the amount of such Annual Payment, that Settling State shall seek to obtain a release of the claims impacted by the Revocation Event, including but not limited to defending the legality of the Bar, obtaining a dismissal of the claims made against the Released Entity, and obtaining releases from impacted Subdivisions. If the Settling State is unable to defend the legality of the bar and/or obtain releases from all impacted Subdivisions, then CVS shall receive a dollar-for-dollar offset against the portion of remaining Annual Payments that would be allocated to that Settling State and its Participating Subdivisions. This offset will be calculated as the dollar amount difference between (1) the total amount of incentive payments paid by CVS by virtue of the Bar, Settlement Class Resolution, or Case-Specific Resolution subject to the Revocation Event and (2) the total amount of incentive payments that would have been due from CVS during that time had the Bar, Settlement Class Resolution, or Case-Specific Resolution subject to the Revocation Event not been in effect. The amount of incentive payments that would have been due, referenced in clause (2) above, will be calculated one hundred eighty (180) calendar days after the Revocation Event; for purposes of calculating the amount of incentive payments that would have been due, any relevant Subdivision shall be included as a Participating Subdivision if: (1) its Released Claims are extinguished by any subsequent Bar, Settlement Class Resolution, or Case-Specific Resolution in effect as of the date of such calculation, or (2) it becomes a Participating Subdivision (in addition to all other Participating Subdivisions) prior to the date of such calculation.

E. *Certain Taxes.* Amounts paid by CVS under an Opioid Tax in a Settling State in a Payment Year shall give rise to a dollar-for-dollar offset against CVS's obligation to pay its share of the Annual Payment in that Payment Year that would be allocated to the taxing Settling State or its Participating Subdivisions. If such amounts paid exceed CVS's allocable share of the Annual Payment allocable to the taxing Settling State or its Participating Subdivisions in that Payment Year, the excess shall carry forward as an offset against its allocable share of remaining Annual Payments that would be allocated to the taxing Settling State or its Participating Subdivisions. CVS represents that as of December 2, 2022, there is no Opioid Tax currently in effect in any Eligible State that would give rise to this offset provision.

### **XIII. Miscellaneous**

A. *Population of General-Purpose Governments.* The population figures for General-Purpose Governments shall be the published U.S. Census Bureau's population estimates for July

1, 2019, released May 2020. These population figures shall remain unchanged during the term of this Agreement.<sup>13</sup>

B. *Population of Special Districts.* For any purpose in this Agreement in which the population of a Special District is used other than Section IV.H.6.d and Section IV.H.9.d: (a) School Districts' populations will be measured by the number of students enrolled who are eligible under the Individuals with Disabilities Education Act ("IDEA") or Section 504 of the Rehabilitation Act of 1973; (b) Health Districts' and Hospital Districts' populations will be measured at twenty-five percent (25%) of discharges; and (c) all other Special Districts' (including fire districts' and library districts') populations will be measured at ten percent (10%) of the population served. For the avoidance of doubt, this means that California healthcare districts will be measured at ten percent (10%) of their membership. CVS and the Enforcement Committee shall meet and confer in order to agree on data sources for purposes of this Section XIII.B prior to the Preliminary Agreement Date.

C. *Population Associated with Sheriffs.* For any purpose in this Agreement in which the population associated with a lawsuit by a sheriff is used, the population will be measured at twenty percent (20%) of the capacity of the jail(s) operated by the sheriff.

D. *No Admission.* The Parties intend the settlement as described herein to be a final and complete resolution of all disputes between CVS and all Releasers. CVS is entering into this Agreement solely for the purposes of settlement, to resolve all Actions and Released Claims and thereby avoid significant expense, inconvenience and uncertainty. CVS denies the allegations in the Actions and denies any civil or criminal liability in the Actions. Nothing contained herein may be taken as or deemed to be an admission or concession by CVS of: (i) any violation of any law, regulation, or ordinance; (ii) any fault, liability, or wrongdoing; (iii) the strength or weakness of any Claim or defense or allegation made in any Action, or in any other past, present or future proceeding relating to any Covered Conduct, Alleged Harms, or any Product; (iv) the legal viability of the claims and theories in any Action, including but not limited to the legal viability of the relief sought; or (v) any other matter of fact or law. Nothing in this Agreement shall be construed or used to prohibit any Released Entity from engaging in the conduct of its business relating to any Product in accordance with the Injunctive Relief Terms and applicable laws and regulations.

E. *Most-Favored-Nation Provision.*

1. If, after the Effective Date, CVS enters into any settlement agreement with any Non-Settling State that resolves Claims similar in scope to the Claims released by a Settling State under this Agreement on overall payment terms that are more favorable to such Non-Settling State than the overall payment terms of the Agreement (after due consideration of relevant differences in population or other appropriate factors), then the Settling States may elect to seek review, pursuant to Section XIII.E.3, of the overall payment terms of this Agreement and the Non-Settling State agreement so that such

---

<sup>13</sup> The estimates for counties and parishes were accessed at <https://www.census.gov/data/datasets/time-series/demo/popest/2010s-countiestotal.html>. The estimates for cities and towns can currently be found at <https://www.census.gov/data/datasets/time-series/demo/popest/2010s-total-cities-and-towns.html>.



Settling State(s) may obtain, with respect to CVS, overall payment terms at least as favorable as those obtained by such Non-Settling State. “*Overall payment terms*” refers to consideration of all payment terms of the two agreements, taken together, including, but not limited to the amounts of payments, the timing of payments, and conditions or contingencies on payments.

2. For any settlement with a Non-Settling State involving Released Claims that is entered into after the Effective Date, CVS shall provide the Enforcement Committee with a copy of the settlement agreement or relevant consent judgment within thirty (30) calendar days of the consummation of such settlement. The Enforcement Committee will promptly distribute such copy to all Settling States.

3. In the event that one or more Settling State(s) believes that the overall payment terms of an agreement by CVS with a Non-Settling State are more favorable to the Non-Settling State, based on the totality of the considerations set forth in Section XIII.E.1, the Settling State(s) and CVS shall engage in the following process:

a. The Settling State(s) shall provide notice, within sixty (60) calendar days of the date on which a settlement agreement or consent judgment is provided to the Enforcement Committee, to CVS of its (their) intent to seek revision of this Agreement to provide payment terms that are, on an overall basis, as favorable as those obtained by the Non-Settling State. To the extent allowed by law, such notice shall be confidential and not disclosed publicly and shall provide, in detail, the basis for the Settling State’s (Settling States’) belief that it (they) is (are) entitled to a revision of the Agreement.

b. CVS shall, within thirty (30) calendar days, provide a response to the Settling State(s), explaining its position, in detail, as to whether the Settling State(s) is (are) entitled to more favorable overall payment terms than those provided for in this Agreement.

c. In the event the Settling State(s) and CVS do not reach agreement as to the application of Section XIII.E.1, the Settling State(s) may petition the National Arbitration Panel to seek a ruling from the Panel as to the applicability of Section XIII.E.1, provided that the Settling State(s) may seek such review only if at least five (5) Settling States co-sign the petition. The Panel shall consider submissions and argument by the parties pursuant to the procedures set forth in Section VI.F.3.

d. The Settling State(s) and CVS shall be bound by the determination of the National Arbitration Panel.

4. This Section XIII.E does not apply to, and there is no ability of any Settling State to seek or obtain revision of this Agreement based on, any Non-Settling State agreement with CVS that is entered into with: (a) a Non-Settling State after a date ninety (90) calendar days prior to the scheduled start date of a trial between CVS and the Non-Settling State or any severed or bifurcated portion thereof, provided that, where, in order

to complete a settlement, a Non-Settling State and CVS jointly request an adjournment of the scheduled start date of a trial within ninety (90) calendar days of that date, this exception will apply as if the trial date had not been adjourned; (b) a Non-Settling State that previously litigated to judgment a case related to opioids against any manufacturer, distributor, or pharmacy; or (c) a Non-Settling State that has obtained any court order or judicial determination that grants judgment (in whole or in part) against CVS. For avoidance of doubt, the National Arbitration Panel shall have no power to review agreements described in this paragraph.

5. This Section XIII.E does not apply to, and there is no ability of any Settling State to seek or obtain revision of this Agreement based on, (a) any agreement between CVS and Non-Participating Subdivisions, and (b) any global tribal settlement or any agreement between CVS and any federally-recognized tribe.

6. This Section XIII.E will not apply to any agreement entered into more than eighteen (18) months after the Effective Date.

F. *Tax Cooperation and Reporting.*

1. Upon request by CVS, the Settling States and Participating Subdivisions agree to perform such further acts and to execute and deliver such further documents as may be reasonably necessary for CVS to establish the statements set forth in Section V.F to the satisfaction of their tax advisors, their independent financial auditors, the Internal Revenue Service, or any other governmental authority, including as contemplated by Treasury Regulations Section 1.162-21(b)(3)(ii) and any subsequently proposed or finalized relevant regulations or administrative guidance.

2. Without limiting the generality of Section XIII.F.1, each Settling State and Participating Subdivision shall cooperate in good faith with CVS with respect to any tax claim, dispute, investigation, audit, examination, contest, litigation, or other proceeding relating to this Agreement.

3. The Designated State, on behalf of all Settling States and Participating Subdivisions, shall designate one of its officers or employees to act as the “appropriate official” within the meaning of Treasury Regulations Section 1.6050X-1(f)(1)(ii)(B) (the “*Appropriate Official*”). The Designated State shall direct and ensure that the Appropriate Official timely (a) files (i) at the time this Agreement becomes binding on the Parties, an IRS Form 1098-F in the form attached as Exhibit U with respect to CVS and (ii) any legally required returns or amended returns with any applicable governmental authority, or any returns requested by CVS, and (b) provides to CVS a copy of (i) the IRS Form 1098-F filed with respect to CVS and (ii) any legally required written statement pursuant to any applicable law and any other document referred to in clause (a)(ii) above. Any such form, return, or statement shall be prepared and filed in a manner fully consistent with Section V.F.

4. Any return, amended return, or written statement filed or provided pursuant to Section XIII.F.3, and any similar document, shall be prepared and filed in a manner

consistent with reporting the Global Settlement Amount as the “Total amount to be paid” pursuant to this Agreement in Box 1 of IRS Form 1098-F and the Total Remediation Amount as “Restitution/remediation amount” in Box 3 of IRS Form 1098-F, as reflected in the attached Exhibit U. If the Designated State or Appropriate Official shall be required to file any return, amended return, or written statement contemplated by this Section XIII.F other than an IRS Form 1098-F in the form attached as Exhibit U, the Designated State shall direct and ensure that the Appropriate Official provides to CVS a draft of such return, amended return, or written statement no later than sixty (60) calendar days prior to the due date thereof, and shall accept any reasonable revisions from CVS on the return, amended return, or written statement.

5. For the avoidance of doubt, neither CVS nor the Settling States and Participating Subdivisions make any warranty or representation to any Settling State, Participating Subdivision, or Releasor as to the tax consequences of the payment of the Total Remediation Amount (or any portion thereof).

G. *No Third-Party Beneficiaries.* Except as expressly provided in this Agreement, no portion of this Agreement shall provide any rights to, or be enforceable by, any person or entity that is not a Settling State or Released Entity. No Settling State may assign or otherwise convey any right to enforce any provision of this Agreement.

H. *Calculation.* Any figure or percentage referred to in this Agreement shall be carried to seven decimal places.

I. *Construction.* None of the Parties and no Participating Subdivision shall be considered to be the drafter of this Agreement or of any of its provisions for the purpose of any statute, case law, or rule of interpretation or construction that would or might cause any provision to be construed against the drafter of this Agreement. The headings of the provisions of this Agreement are not binding and are for reference only and do not limit, expand, or otherwise affect the contents or meaning of this Agreement.

J. *Cooperation.* Each Party and each Participating Subdivision agrees to use reasonable efforts and to cooperate with the other Parties and Participating Subdivisions to cause this Agreement and Consent Judgments to become effective, to obtain all necessary approvals, consents and authorizations, if any, and to execute all documents and to take such other action as may be appropriate in connection herewith. Consistent with the foregoing, each Party and each Participating Subdivision agrees that it will not directly or indirectly assist or encourage any challenge to this Agreement or any Consent Judgment by any other person, and will support the integrity and enforcement of the terms of this Agreement and the Consent Judgments.

K. *Entire Agreement.* This Agreement, including its exhibits and any other attachments, embodies the entire agreement and understanding between and among the Parties and Participating Subdivisions relating to the subject matter hereof and supersedes (1) all prior agreements and understandings relating to such subject matter, whether written or oral and (2) all purportedly contemporaneous oral agreements and understandings relating to such subject matter.

L. *Execution.* This Agreement may be executed in counterparts and by different signatories on separate counterparts, each of which shall be deemed an original, but all of which shall together be one and the same Agreement. One or more counterparts of this Agreement may be delivered by facsimile or electronic transmission with the intent that it or they shall constitute an original counterpart hereof. One or more counterparts of this Agreement may be signed by electronic signature.

M. *Good Faith and Voluntary Entry.* Each Party warrants and represents that it negotiated the terms of this Agreement in good faith. Each of the Parties and Participating Subdivisions warrants and represents that it freely and voluntarily entered into this Agreement without any degree of duress or compulsion. The Parties and Participating Subdivisions state that no promise of any kind or nature whatsoever (other than the written terms of this Agreement) was made to them to induce them to enter into this Agreement.

N. *Legal Obligations.* Nothing in this Agreement shall relieve CVS of the obligation to comply with all state and federal laws, regulations or rules, nor does any provision herein permit any acts or practices prohibited by such laws, regulations, or rules. Except with respect to the Injunctive Relief Terms, in the event of a conflict between this Agreement and any requirement or requirements of federal, state, or local laws, such that CVS cannot comply with this Agreement without violating such a requirement or requirements, CVS shall document such conflicts and notify the Attorney(s) General of the relevant Settling State(s) that it intends to comply with the requirement or requirements to the extent necessary to eliminate the conflict. With respect to the Injunctive Relief Terms, in the event of such a conflict, the procedures set forth in the Injunctive Relief Terms will be followed.

O. *No Prevailing Party.* The Parties and Participating Subdivisions each agree that they are not the prevailing party in this action, for purposes of any claim for fees, costs, or expenses as prevailing parties arising under common law or under the terms of any statute, because the Parties and Participating Subdivisions have reached a good faith settlement. The Parties and Participating Subdivisions each further waive any right to challenge or contest the validity of this Agreement on any ground, including, without limitation, that any term is unconstitutional or is preempted by, or in conflict with, any current or future law. Nothing in the previous sentence shall modify, or be construed to conflict with, Section XIII.N.

P. *Non-Admissibility.* Neither this Agreement nor any act performed or document executed pursuant to or in furtherance of this Agreement: (i) is or may be deemed to be or may be used as an admission or evidence relating to any matter of fact or law alleged in the Actions, the strength or weakness of any claim or defense or allegation made in those cases, or any wrongdoing, fault, or liability of any Released Entities; or (ii) is or may be deemed to be or may be used as an admission or evidence relating to any liability, fault or omission of Released Entities in any civil, criminal or administrative proceeding in any court, administrative agency or other tribunal. Neither this Agreement nor any act performed or document executed pursuant to or in furtherance of this Agreement shall be admissible in any proceeding for any purpose, except to enforce the terms of this Agreement, and except that Released Entities may file or use this Agreement in any action (1) involving a determination regarding insurance coverage; (2) involving a determination of the taxable income or tax liability of any Released Entities; (3) to support a defense or counterclaim

based on principles of res judicata, collateral estoppel, release, good-faith settlement, judgment bar or reduction or on any other theory of claim preclusion or issue preclusion or similar defense or counterclaim; (4) to support a claim for contribution and/or indemnification; or (5) to support any other argument or defense by a Released Entities that the Remediation Payment provides a measure of compensation for Alleged Harms or otherwise satisfy the relief sought.

Q. *Notices.* All notices or other communications under this Agreement shall be in writing (including, but not limited to, electronic communications) and shall be given to the recipients indicated below:

For the Attorney(s) General:

Josh Stein, Attorney General  
North Carolina Department of Justice  
Attn: Daniel Mosteller, Deputy General Counsel  
PO Box 629  
Raleigh, NC 27602  
Dmosteller@ncdoj.gov

Dave Yost, Attorney General  
Ohio Attorney's General Office  
Attn: Jonathan Blanton, First Assistant Attorney General  
30 East Broad Street  
Columbus, OH 43215  
Jonathan.Blanton@OhioAGO.gov

Letitia James, Attorney General  
New York State Office of the Attorney General  
Attn: Jennifer Levy, First Deputy Attorney General  
28 Liberty Street  
New York, NY 10005  
Jennifer.Levy@ag.ny.gov

For the Plaintiffs' Executive Committee:

Paul T. Farrell, Jr.  
Farrell & Fuller, LLP  
270 Munoz Rivera Ave., Suite 201  
San Juan, Puerto Rico 00918  
paul@farrellfuller.com

Jayne Conroy  
Simmons Hanly Conroy LLC  
112 Madison Avenue, 7th Floor  
New York, NY 10016-7416  
JConroy@simmonsfirm.com

Joseph F. Rice  
Motley Rice LLC  
28 Bridgeside Blvd.  
Mount Pleasant, SC 29464  
jrice@motleyrice.com

For CVS:

Elizabeth Ferguson  
Senior Vice President and Deputy General Counsel  
CVS Health Corporation  
One CVS Drive  
Woonsocket, RI 02895  
betsy.ferguson@cvshealth.com

Notices to CVS's attorneys shall be delivered to:

Eric Delinsky  
Zuckerman Spaeder LLP  
1800 M Street, NW, Suite 1000  
Washington, DC 20036-5807  
edelinsky@zuckerman.com

Perry Rowthorn  
Jepsen Rowthorn LLP  
PO Box 370496  
West Hartford, CT 06137  
perry@jeprow.com

Any Party or the Plaintiffs' Executive Committee may change or add the contact information of the persons designated to receive notice on its behalf by notice given (effective upon the giving of such notice) as provided in this Section XIII.Q.

R. *No Waiver.* The waiver of any rights conferred hereunder shall be effective only if made by written instrument executed by the waiving Party or Parties. The waiver by any Party of any breach of this Agreement shall not be deemed to be or construed as a waiver of any other breach, whether prior, subsequent, or contemporaneous, nor shall such waiver be deemed to be or construed as a waiver by any other Party.

S. *Severability.* In the event any one or more immaterial provisions of this Agreement shall for any reason be held to be invalid, illegal or unenforceable in any respect, such invalidity, illegality or unenforceability shall not affect any other provision of this Agreement.

T. *Preservation of Privilege.* Nothing contained in this Agreement or any Consent Judgment, and no act required to be performed pursuant to this Agreement or any Consent

Judgment, is intended to constitute, cause, or effect any waiver (in whole or in part) of any attorney-client privilege, work product protection, or common interest/joint defense privilege, and each Party and Participating Subdivision agrees that it shall not make or cause to be made in any forum any assertion to the contrary.

U. *Successors.*

1. This Agreement shall be binding upon, and inure to the benefit of, the Parties and their respective successors and assigns.

2. CVS shall not sell the majority of its voting stock or substantially all its assets without obtaining the acquiror's agreement that it will constitute a successor with respect to CVS's obligations under this Agreement.

3. CVS shall not in one (1) transaction, or a series of related transactions, sell, or transfer assets (other than sales or transfers of inventories, or sales or transfers to an entity owed directly or indirectly by CVS) having a fair market value equal to twenty-five percent (25%) or more of the consolidated assets of CVS where the sale or transfer transaction is announced after the Effective Date, is not for fair consideration, and would foreseeably and unreasonably jeopardize CVS's ability to make the payments under this Agreement that are due on or before the third Payment Date following the close of a sale or transfer transaction. The above restriction shall not apply if CVS obtains the acquiror's agreement that it will be either a guarantor of or successor to the percentage of CVS's remaining payment obligations under this Agreement equal to the percentage of CVS's consolidated assets being sold or transferred in such transaction. Percentages under this section shall be determined in accordance with the United States generally accepted accounting principles and as of the date of CVS's most recent publicly filed consolidated balance sheet prior to the date of entry into the sale or transfer agreement at issue. This Section XIII.U.3 shall be enforceable solely by the Enforcement Committee, and any objection under this Section XIII.U.3 not raised within twenty (20) calendar days from the date that CVS transmits notice of the transaction to the Enforcement Committee is waived. Any dispute under this Section XIII.U.3 shall be a National Dispute as described in Section VI.F.3 and must be raised exclusively with the National Arbitration Panel as described therein within twenty (20) calendar days of the announcement, and the sole remedy shall be an order enjoining the transaction.

V. *Waiver.* CVS, for good and valuable consideration the receipt of which is acknowledged, hereby (a) waives, foregoes and relinquishes all rights to utilize and/or seek relief under any of the following laws of the State of Texas for the restructuring of its debts or liabilities related to Released Claims, Claims that would have been Released Claims if they had been brought by a Releasor against a Released Entity before the Effective Date, or this Agreement: Tex. Bus. Orgs. Code § 10.003 (Contents of Plan of Merger: More Than One Successor) or any other statute of Subchapter A of Chapter 10 of Tex. Bus. Orgs. Code to the extent such statute relates to multi-successor mergers (and/or any other similar laws or statutes in any other state or territory); Tex. Bus. Orgs. Code §§ 11.01–11.414 (Winding Up and Termination of Domestic Entity); or Tex. Bus. & Com. Code §§ 23.01–23.33 (Assignments for the Benefit of Creditors) (collectively, the “*Texas*

*Statutes*”), and (b) agrees, warrants and represents that it will not file, request or petition for relief under the Texas Statutes related to its debts or liabilities related to Released Claims, Claims that would have been Released Claims if they had been brought by a Releasor against a Released Entity before the Effective Date, or this Agreement, in each case until such time as all of CVS’s payment obligations incurred hereunder are satisfied in full. The foregoing waiver and relinquishment includes, without limitation, until such time as all of CVS’s payment obligations incurred hereunder are satisfied in full, CVS’s rights to execute a divisional merger or equivalent transaction or restructuring related to its debts or liabilities related to Released Claims, Claims that would have been Released Claims if they had been brought by a Releasor against a Released Entity before the Effective Date, or this Agreement that in each case has the intent or foreseeable effect of (i) separating material assets from material liabilities and (ii) assigning or allocating all or a substantial portion of those liabilities to any subsidiary or affiliate that files for relief under chapter 11 of the Bankruptcy Code, or pursuant to which such subsidiary or affiliate that files for relief under chapter 11 of the Bankruptcy Code would be assuming or retaining all or a substantial portion of those liabilities.

W. *Modification, Amendment, Alteration.* In the event the Plaintiffs’ Executive Committee, the Executive Committee of the State Attorneys General, or CVS concludes prior to January 18, 2023 that technical corrections are required to this Agreement, the Plaintiffs’ Executive Committee, the Executive Committee of the State Attorneys General, and CVS shall meet and confer and make such amendments as they agree are appropriate. Except as otherwise provided in this Agreement, after the Reference Date, any modification, amendment, or alteration of this Agreement by the Parties shall be binding only if evidenced in writing signed by CVS, along with the signatures of at least two-thirds of the Settling States along with a representation from each such Settling State that either: (1) the Advisory Committee or similar entity established or recognized by that Settling State (either pursuant to Section V.E.2.d, by a State-Subdivision Agreement, or by statute) voted in favor of the modification, amendment or alteration of this Agreement including at least one member appointed by the Participating Subdivisions listed on Exhibit G; or (2) in States without any Advisory Committee, that 50.1% (by population) of the Participating Subdivisions listed on Exhibit G expressed approval of the modification, amendment, or alteration of this Agreement in a writing.

X. *Termination.*

1. Unless otherwise agreed to by CVS and the Settling State in question, this Agreement or the Consent Judgment as to that Settling State and all of its terms (except Section XIII.P and any other non-admissibility provisions, which shall continue in full force and effect) shall be canceled and terminated with respect to the Settling State, and the Agreement and all orders issued by the courts in the Settling State pursuant to the Agreement shall become null and void and of no effect, only if one or more of the following conditions applies:

a. a Consent Judgment approving this Agreement without modification of any of the Agreement’s terms has not been entered as to the Settling State by a court of competent jurisdiction on or before one hundred eighty (180) days after the Effective Date; or



b. this Agreement has been disapproved by a court of competent jurisdiction to which it was presented for approval and/or entry (or, in the event of an appeal from or review of a decision of such a court to approve this Agreement and the Consent Judgment, by the court hearing such appeal or conducting such review), and the time to appeal from such disapproval has expired, or, in the event of an appeal from such disapproval, the appeal has been dismissed or the disapproval has been affirmed by the court of last resort to which such appeal has been taken and such dismissal or disapproval has become no longer subject to further appeal (including, without limitation, review by the United States Supreme Court).

2. If this Agreement is terminated with respect to a Settling State for whatever reason pursuant to Section XIII.X.1, then:

a. an applicable statute of limitation or any similar time requirement (excluding any statute of repose) shall be tolled from the date the Settling State signed this Agreement until the later of the time permitted by applicable law or for one year from the date of such termination, with the effect that CVS and the Settling State in question shall be in the same position with respect to the statute of limitation as they were at the time the Settling State filed its action; and

b. CVS and the Settling State in question shall jointly move the relevant court of competent jurisdiction for an order reinstating the actions and claims dismissed pursuant to the terms of this Agreement governing dismissal, with the effect that CVS and the Settling State in question shall be in the same position with respect to those actions and claims as they were at the time the action or claim was stayed or dismissed.

3. Unless CVS and the Enforcement Committee agree otherwise, this Agreement, with the exception of the Injunctive Relief Terms that have their own provisions on duration, shall terminate as to all Parties after the Payment Date for Payment Year 10, *provided* that CVS has performed its payment obligations under the Agreement as of that date. Notwithstanding any other provision in this Section XIII.X.3 or in this Agreement, all releases under this Agreement will remain effective in perpetuity.

Y. *Governing Law.* Except (1) as otherwise provided in this Agreement or (2) as necessary, in the sole judgment of the National Arbitration Panel, to promote uniformity of interpretation for matters within the scope of the National Arbitration Panel's authority, this Agreement shall be governed by and interpreted in accordance with the respective laws of each Settling State, without regard to the conflict of law rules of such Settling State, that is seeking to enforce the Agreement against CVS or against which CVS is seeking enforcement. Notwithstanding any other provision in this subsection on governing law, any disputes relating to the Settlement Fund Escrow shall be governed by and interpreted in accordance with the law of the state where the escrow agent has its primary place of business.

**EXHIBIT A**

**Alleged Harms**

The following expert reports that were served in connection with the case captioned *In re: National Prescription Opiate Litigation*, No. 1:17-md-2804 (N.D. Ohio), provide non-exclusive examples of Alleged Harms:

1. Expert reports of G. Caleb Alexander, M.D., M.S., dated March 24, 2019, April 16, 2021, and August 22, 2022;
2. Expert reports of David Cutler dated March 25, 2019, April 16, 2021, April 21, 2021, May 10, 2021, and August 22, 2022;
3. Expert report of David Herzberg, Ph.D., dated April 16, 2021;
4. Expert reports of Katherine M. Keyes, Ph.D., dated March 25, 2019, April 16, 2021, June 2, 2021, and August 22, 2022;
5. Expert reports of Dr. Anna Lembke, M.D., dated March 25, 2019, April 16, 2021, and August 22, 2022;
6. Expert report of Nancy Young, Ph.D, M.S.W., dated March 25, 2019 and April 16, 2021;
7. Expert report of Harvey Rosen, dated April 16, 2021; and
8. Expert report of Professor Thomas McGuire dated March 25, 2019.

## **EXHIBIT B**

### **Enforcement Committee Organization Bylaws**

#### **ARTICLE I**

These bylaws constitute the code of rules adopted by the Settling States and Participating Subdivisions for the creation of an Enforcement Committee (the “Committee”) to exist and operate during the term of the Agreement in connection with CVS and shall control the regulation and management of the Committee’s affairs.

#### **ARTICLE II**

##### **Purpose**

The Committee is organized for the sole purpose of evaluating and taking such action as deemed reasonable, necessary, and appropriate by the members of the Committee on the matters delegated to the Committee under that certain Settlement Agreement between the Settling States and CVS dated December 9, 2022.

#### **ARTICLE III**

##### **Members of the Committee**

**(1) Number of Members**

The Committee will consist of sixteen (16) members (the “Members”). Upon majority resolution of the Committee, the number of Members may be increased or decreased from time to time, but in no event shall a decrease have the effect of decreasing the total number of Members to less than seven Members.

**(2) Initial Members**

The Committee initially will consist of ten (10) Settling State Members and six (6) Participating Subdivision Members; three (3) of the Participating Subdivisions shall be counties and three (3) shall be municipalities. The initial Settling State Members are representatives from: Connecticut, Delaware, Illinois, Indiana, Louisiana, New York, North Carolina, Ohio, Tennessee, and Texas. The initial Participating Subdivision Members are: City of Boston, Massachusetts; City of Cleveland, Ohio; LaCrosse County, Wisconsin; Louisville-Jefferson County, Kentucky; Mobile County, Alabama; and New York City, New York. Until fifteen (15) months from the Effective Date contained in the Settlement Agreement, the Participating Subdivisions may designate their outside counsel to serve as their representative. After fifteen (15) months from the Effective Date, an employee or official of the Participating Subdivision must be the designated as the representative of the Participating Subdivision.

**(3) Term of Members**

The term of office for Members of the Committee will be until the end of the term of the Settlement Agreement unless and until a Member withdraws or resigns from the Committee.

**(4) Resignation**

Any Member may resign at any time by delivering written notice to the Chairperson of the Committee. Such resignation shall take effect upon receipt or, if later, at the time specified in the notice.

**(5) Removal**

(a) Any Member may be removed without cause, at any time, by a majority of the entire Committee, at a Regular or Special Meeting called for that purpose. Any Member under consideration of removal must first be notified about the consideration by written notice at least five days prior to the meeting at which the vote takes place.

(b) In the event that any Member is not a Settling State or a Participating Subdivision or the Member subsequently becomes a Later Litigating Subdivision, the Member shall be removed immediately without notice or vote of the Committee.

**(6) Vacancies**

In the event of a vacancy, the Members of the same type (Settling State or Participating Subdivision) shall select another Settling State or Participating Subdivision to fill that Member's position.

**(7) Compensation**

Members shall not receive any salaries or other compensation for their services, but, by resolution of the Committee, may be reimbursed for any actual expenses incurred in the performance of their duties for the Committee, as long as a majority of disinterested Members approve the reimbursement. Any reimbursement shall be sought from the Settlement Fund Administrator.

**ARTICLE IV**

**Conflicts of Interest and Code of Ethics**

If a Member, agent, or employee of the Committee has a conflict of interest, he or she may not participate in a vote, discussion, or decision about the matter. Each Member shall follow any applicable state or local law with respect to conflicts, gifts, and ethics.

**ARTICLE V**

**Committee Meetings**

**(1) Place of Meetings**

Meetings of the Committee will be held at any place that the Chairperson may designate, including by telephonic or electronic means.

**(2) Regular Meetings**

Regular meetings of the Committee shall be held as deemed necessary by the Chairperson or any three members.

**(3) Notice of Meetings**

Written notice of the date, time, place and subject of each meeting must be provided to the Members at least 72 hours before the scheduled time of the meeting, except when there is an emergency or urgent public necessity.

**(4) Quorum**

A majority of the incumbent Members (not counting vacancies) shall constitute a quorum for the purposes of convening a meeting or conducting business.

**(5) Voting and Proxy**

When it is necessary to vote on any matter before the Committee, Members may vote by electronic means as provided in these Bylaws. Proxy voting is permitted. In order for a matter to pass, the matter must have a majority vote of Members present and must have at least one vote from a Settling State Member and a Participating Subdivision Member. In the event that there is a Quorum, but no Settling State or Participating Subdivision Member is present, then a matter may pass with a simple majority vote.

**(6) Minutes**

The Committee shall prepare and keep minutes. The minutes must state the subject of each deliberation and indicate each vote, order, decision, or other action taken.

**ARTICLE VI**  
**Officers**

**(1) Roster of Officers**

The Committee shall have a Chairperson, a Vice Chairperson, and a Secretary. The Committee may have at its discretion, such other officers as may be appointed by the Members of the Committee. One person may hold two or more offices, except those serving as Chairperson.

**(2) Election and Removal of Officers**

All officers shall serve two-year terms. The election shall be conducted at the first meeting of the fiscal year. Officers shall remain in office until their successors have been selected. Officers may serve consecutive terms without limit. The election of officers shall be by majority vote of the Members of the Committee attending the meeting.

**(3) Vacancies**

If a vacancy occurs during the term of office for any elected officer, the Members of the Committee shall elect a new officer to fill the remainder of the term as soon as practical, by majority vote of Members present.

**(4) Chairperson**

The Chairperson will supervise and control the affairs of the Committee and shall exercise such supervisory powers as may be given him/her by the Members of the Committee. The Chairperson will perform all duties incident to such office and such other duties as may be provided in these bylaws or as may be prescribed from time to time by the Committee. The Chairperson shall preside at all meetings and shall exercise parliamentary control in accordance with Robert's Rules of Order.

**(5) Vice Chairperson**

The Vice Chairperson shall act in place of the Chairperson in the event of the Chairperson's absence, inability, or refusal to act, and shall exercise and discharge such other duties as may be required by the Committee. The Vice Chairperson shall serve as the parliamentarian and interpret any ambiguities of the bylaws.

**(6) Secretary**

The Secretary will keep and maintain all records related to the Committee and take minutes of all meetings.

**(7) Records**

All elected officers and committee chairpersons shall relinquish their records to the Chairperson immediately upon the completion of their term of office or completion of a project.

**(8) Resignation**

An officer may resign the office while not resigning membership from the Committee, by submitting a letter to the Chairperson. Vacancies occurring in any office shall be appointed for the remainder of the term.

**ARTICLE VII**

**Duties**

**(1) Prior to the Effective Date**

The Committee shall be responsible for any additional negotiations with CVS, including, but not limited to, negotiating extensions of any periods created by the Settlement Agreement, except that any additional negotiations related to the Injunctive Relief Terms (Exhibit [●]) shall be handled by the States Injunctive Relief Committee in accordance with the terms of Exhibit [●].

**(2) After the Effective Date**

The Committee shall establish procedures for the receipt of notices that a dispute exists concerning the Agreement and review of such disputes, pursuant to Section [●] of the Agreement. Members may engage with CVS, Settling States, and Participating Subdivisions attempting to resolve any dispute without further action by the Committee. The Committee may request additional information from CVS, Settling States, and Participating Subdivisions to the extent the Committee believes such information is necessary to understand, resolve, or provide advice related to a dispute. The Committee shall endeavor to provide advice relative to the dispute no later than 60 days after receipt of notice.

**ARTICLE VIII**

**Rules of Procedure**

The proceedings and business of the Committee shall be governed by Robert's Rules of Order unless otherwise waived by the Committee.

**ARTICLE IX**  
**Operations**

**(1) Records**

The Committee will keep correct and complete records and will also keep minutes of the proceedings of the Committee meetings and Committees. The Committee will keep such records at its principal place of business at a place designated by the Chairperson.

All elected officers and committee chairpersons shall relinquish their records to the Chairperson, immediately upon the completion of their term of office.

**(2) Inspection of Books and Records**

The minutes of a meeting are public records and shall be available for public inspection and copying on request to the Committee's Chairperson or the Chairperson's designee.

**(3) Amendments**

The bylaws may be amended at any time by a vote of a majority of Members present and must have at least one vote from a Settling State Member and a Participating Subdivision Member. In the event that there is a Quorum, but no Settling State or Participating Subdivision Member is present, then a matter may pass with a simple majority vote.

**EXHIBIT C**

**Litigating Subdivisions**

- |   |  |
|---|--|
| 1. Alabaster City, Alabama                    | 40. Daphne City, Alabama   |
| 2. Albertville City, Alabama                  | 41. Dch Health Care Authority, Alabama   |
| 3. Arab City, Alabama                         | 42. Decatur City, Alabama  |
| 4. Ashville City, Alabama                     | 43. Demopolis City, Alabama  |
| 5. Athens City, Alabama                       | 44. Dora City, Alabama   |
| 6. Atalla City, Alabama                       | 45. Double Springs Town, Alabama   |
| 7. Auburn City, Alabama                       | 46. Douglas Town, Alabama  |
| 8. Baldwin County, Alabama                    | 47. East Brewton City, Alabama   |
| 9. Bay Minette City, Alabama                  | 48. Elmore County, Alabama   |
| 10. Berry Town, Alabama                       | 49. Enterprise City, Alabama   |
| 11. Bessemer City, Alabama                    | 50. Escambia County Health Care Authority d/b/a D.W. McMillan Memorial Hospital and Atmore Community Hospital, Alabama |
| 12. Bibb County, Alabama                      | 51. Etowah County, Alabama   |
| 13. Bibb County Healthcare Authority, Alabama | 52. Fairhope City, Alabama   |
| 14. Birmingham City, Alabama                  | 53. Family Oriented Primary Health Care Clinic, Alabama  |
| 15. Boaz City, Alabama                        | 54. Fayette City, Alabama  |
| 16. Brewton City, Alabama                     | 55. Fayette County, Alabama  |
| 17. Bridgeport City, Alabama                  | 56. Florence City, Alabama   |
| 18. Bullock County, Alabama                   | 57. Foley City, Alabama  |
| 19. Butler Town, Alabama                      | 58. Fort Deposit Town, Alabama   |
| 20. Calera City, Alabama                      | 59. Franklin County, Alabama   |
| 21. Calhoun County, Alabama                   | 60. Fultondale City, Alabama   |
| 22. Camp Hill Town, Alabama                   | 61. Gadsden City, Alabama  |
| 23. Cedar Bluff Town, Alabama                 | 62. Geraldine Town, Alabama  |
| 24. Centre City, Alabama                      | 63. Gilbertown Town, Alabama   |
| 25. Centreville City, Alabama                 | 64. Grant Town, Alabama  |
| 26. Cherokee County, Alabama                  | 65. Graysville City, Alabama   |
| 27. Cherokee Town, Alabama                    | 66. Greene County Hospital Board, Alabama  |
| 28. Childersburg City, Alabama                | 67. Gulf Shores City, Alabama  |
| 29. Chilton County, Alabama                   | 68. Guntersville City, Alabama   |
| 30. Clanton City, Alabama                     | 69. Haleyville City, Alabama   |
| 31. Coffee County, Alabama                    | 70. Hartselle City, Alabama  |
| 32. Colbert County, Alabama                   | 71. Healthcare Authority for Baptist Health, Alabama   |
| 33. Columbiana City, Alabama                  | 72. Healthcare Authority for Baptist Health, an affiliate of UAB Health  |
| 34. Conecuh County, Alabama                   |  |
| 35. Cullman City, Alabama                     |  |
| 36. Cullman County, Alabama                   |  |
| 37. Dadeville City, Alabama                   |  |
| 38. Dale County Healthcare Authority, Alabama |  |
| 39. Dallas County, Alabama                    |  |



- |      |  |      |  |
|------|--|------|--|
| 73.  | System d/b/a Baptist Medical Center South (Montgomery), Alabama<br>Healthcare Authority for Baptist Health, an affiliate of UAB Health System d/b/a Prattville Baptist Hospital, Alabama | 107. | Morgan County, Alabama                   |
| 74.  | Health Care Authority of Clarke County, Alabama  | 108. | Moulton City, Alabama                    |
| 75.  | Helena City, Alabama   | 109. | Mountain Brook City, Alabama             |
| 76.  | Henagar City, Alabama  | 110. | Munford Town, Alabama                    |
| 77.  | Homewood City, Alabama   | 111. | New Hope City, Alabama                   |
| 78.  | Hoover City, Alabama   | 112. | Northport City, Alabama                  |
| 79.  | Hueytown City, Alabama   | 113. | Oakman Town, Alabama                     |
| 80.  | Huntsville City, Alabama   | 114. | Opelika City, Alabama                    |
| 81.  | Irondale City, Alabama   | 115. | Opp City, Alabama                        |
| 82.  | J. Paul Jones Hospital, Alabama  | 116. | Orange Beach City, Alabama               |
| 83.  | Jackson County, Alabama  | 117. | Ozark City, Alabama                      |
| 84.  | Jacksonville City, Alabama   | 118. | Pelham City, Alabama                     |
| 85.  | Jasper City, Alabama   | 119. | Phenix City, Alabama                     |
| 86.  | Jefferson County, Alabama  | 120. | Pickens County, Alabama                  |
| 87.  | Jefferson County Board of Health, Alabama  | 121. | Piedmont City, Alabama                   |
| 88.  | Lakeland Community Hospital HCA Winston County, Alabama  | 122. | Pike County, Alabama                     |
| 89.  | Lamar County, Alabama  | 123. | Pleasant Grove City, Alabama             |
| 90.  | Lauderdale County, Alabama   | 124. | Prattville City, Alabama                 |
| 91.  | Lawrence County, Alabama   | 125. | Prichard City, Alabama                   |
| 92.  | Leesburg City, Alabama   | 126. | Ragland City, Alabama                    |
| 93.  | Leighton Town, Alabama   | 127. | Rainbow City, Alabama                    |
| 94.  | Lincoln City, Alabama  | 128. | Randolph County, Alabama                 |
| 95.  | Loxley Town, Alabama   | 129. | Red Bay City, Alabama                    |
| 96.  | Madison County, Alabama  | 130. | Roanoke City, Alabama                    |
| 97.  | Marengo County, Alabama  | 131. | Russellville City, Alabama               |
| 98.  | Marion County, Alabama   | 132. | Saraland City, Alabama                   |
| 99.  | Marshall County, Alabama   | 133. | Scottsboro City, Alabama                 |
| 100. | Medical West Hospital Authority, Alabama   | 134. | Semmes City, Alabama                     |
| 101. | Millbrook City, Alabama  | 135. | Selma City, Alabama                      |
| 102. | Mobile City, Alabama   | 136. | Sheffield City, Alabama                  |
| 103. | Mobile County, Alabama   | 137. | Sheriff of Fayette County, Alabama       |
| 104. | Mobile County Board of Health, Alabama   | 138. | Sheriff of Jefferson County, Alabama     |
| 105. | Monroe County Health Care Authority D/B/A Monroe County Hospital, Alabama  | 139. | Sheriff of Lamar County, Alabama         |
| 106. | Moody City, Alabama  | 140. | Slocumb City, Alabama                    |
|      |  | 141. | Spanish Fort City, Alabama               |
|      |  | 142. | Springville City, Alabama                |
|      |  | 143. | Sumiton City, Alabama                    |
|      |  | 144. | Summerdale Town, Alabama                 |
|      |  | 145. | Sylacauga City, Alabama                  |
|      |  | 146. | Sylacauga Health Care Authority, Alabama |
|      |  | 147. | Talladega City, Alabama                  |
|      |  | 148. | Talladega County, Alabama                |
|      |  | 149. | Thomasville City, Alabama                |

- |   |  |
|---|--|
| 150. Tombigbee Health Care Authority, Alabama | 195. Lakeport City, California                         |
| 151. Troy City, Alabama                       | 196. Lassen County, California                         |
| 152. Trussville City, Alabama                 | 197. Los Angeles City, California                      |
| 153. Tuscaloosa City, Alabama                 | 198. Los Angeles County, California                    |
| 154. Tuscaloosa County, Alabama               | 199. Madera County, California                         |
| 155. Tuscumbia City, Alabama                  | 200. Marin County, California                          |
| 156. Union Springs City, Alabama              | 201. Mariposa County, California                       |
| 157. Vernon City, Alabama                     | 202. Mendocino County, California                      |
| 158. Vestavia Hills City, Alabama             | 203. Merced County, California                         |
| 159. Walker County, Alabama                   | 204. Modoc County, California                          |
| 160. West Blocton Town, Alabama               | 205. Mono County, California                           |
| 161. Wetumpkia City, Alabama                  | 206. Monterey County, California                       |
| 162. Wilcox County, Alabama                   | 207. Murrieta City, California                         |
| 163. Winston County, Alabama                  | 208. Napa County, California                           |
| 164. Woodville Town, Alabama                  | 209. Nevada County, California                         |
| 165. Cochise County, Arizona                  | 210. Oxnard City, California                           |
| 166. Kingman City, Arizona                    | 211. Placentia City, California                        |
| 167. Maricopa County, Arizona                 | 212. Placer County, California                         |
| 168. Mohave County, Arizona                   | 213. Plumas County, California                         |
| 169. Navajo County, Arizona                   | 214. Riverside County, California                      |
| 170. Phoenix City, Arizona                    | 215. Sacramento City, California                       |
| 171. Yuma County, Arizona                     | 216. Sacramento County, California                     |
| 172. Alameda County, California               | 217. San Bernardino County, California                 |
| 173. Amador County, California                | 218. San Clemente City, California                     |
| 174. Anaheim City, California                 | 219. San Diego County, California                      |
| 175. Butte County, California                 | 220. San Jose City, California                         |
| 176. Calaveras County, California             | 221. San Leandro Unified School District, California   |
| 177. Chico City, California                   | 222. San Luis Obispo County, California                |
| 178. Chula Vista City, California             | 223. Santa Ana City, California                        |
| 179. Clearlake City, California               | 224. Santa Barbara County, California                  |
| 180. Costa Mesa City, California              | 225. Santa Clara County, California                    |
| 181. Del Norte County, California             | 226. Santa Cruz County, California                     |
| 182. Dublin City, California                  | 227. Shasta County, California                         |
| 183. El Dorado County, California             | 228. Sonoma County, California                         |
| 184. Encinitas City, California               | 229. Susanville Elementary School District, California |
| 185. Eureka City, California                  | 230. Sutter County, California                         |
| 186. Fresno County, California                | 231. Tehama County, California                         |
| 187. Fullerton City, California               | 232. Trinity County, California                        |
| 188. Humboldt County, California              | 233. Tulare County, California                         |
| 189. Huntington Beach City, California        | 234. Tuolumne County, California                       |
| 190. Imperial County, California              | 235. Ventura County, California                        |
| 191. Inyo County, California                  | 236. Ventura County Medi-Cal Managed Care, California  |
| 192. La Habra City, California                | 237. Westminster City, California                      |
| 193. La Mesa City, California                 |  |
| 194. Laguna Beach City, California            |  |

- |      |   |      |   |
|------|---|------|---|
| 238. | Yolo County, California                       | 282. | Roxbury Town, Connecticut   |
| 239. | Yuba County, California                       | 283. | Seymour Town, Connecticut   |
| 240. | Adams County, Colorado                        | 284. | Shelton City, Connecticut   |
| 241. | Arapahoe County, Colorado                     | 285. | Southbury Town, Connecticut   |
| 242. | Aurora City, Colorado                         | 286. | Southington Town, Connecticut   |
| 243. | Black Hawk City, Colorado                     | 287. | Stratford Town, Connecticut   |
| 244. | Boulder County, Colorado                      | 288. | Thomaston Town, Connecticut   |
| 245. | Brighton City, Colorado                       | 289. | Tolland Town, Connecticut   |
| 246. | Broomfield City / Broomfield County, Colorado | 290. | Torrington City, Connecticut  |
| 247. | Commerce City, Colorado                       | 291. | Waterbury City, Connecticut   |
| 248. | Denver City / Denver County, Colorado         | 292. | West Haven City, Connecticut  |
| 249. | Federal Heights City, Colorado                | 293. | Wethersfield Town, Connecticut  |
| 250. | Fremont County, Colorado                      | 294. | Windham Town, Connecticut   |
| 251. | Greeley City, Colorado                        | 295. | Wolcott Town, Connecticut   |
| 252. | Hudson Town, Colorado                         | 296. | Woodbury Town, Connecticut  |
| 253. | Jefferson County, Colorado                    | 297. | Dover City, Delaware  |
| 254. | Larimer County, Colorado                      | 298. | Kent County, Delaware   |
| 255. | Mesa County, Colorado                         | 299. | Seaford City, Delaware  |
| 256. | Northglenn City, Colorado                     | 300. | Sussex County, Delaware   |
| 257. | Pueblo County, Colorado                       | 301. | Albany City, Georgia  |
| 258. | Sheridan City, Colorado                       | 302. | Appling County, Georgia   |
| 259. | Teller County, Colorado                       | 303. | Arlington City, Georgia   |
| 260. | Thornton City, Colorado                       | 304. | Ashburn City, Georgia   |
| 261. | Westminster City, Colorado                    | 305. | Athens City / Clarke County (Unified Government of Athens-Clarke County), Georgia |
| 262. | Beacon Falls Town, Connecticut                | 306. | Atlanta City, Georgia   |
| 263. | Berlin Town, Connecticut                      | 307. | Augusta City / Richmond County (Augusta-Richmond County), Georgia                 |
| 264. | Bethlehem Town, Connecticut                   | 308. | Bainbridge City, Georgia  |
| 265. | Bridgeport City, Connecticut                  | 309. | Banks County, Georgia   |
| 266. | Bristol City, Connecticut                     | 310. | Bartow County, Georgia  |
| 267. | Coventry Town, Connecticut                    | 311. | Ben Hill County, Georgia  |
| 268. | East Hartford Town, Connecticut               | 312. | Bibb County / Macon County (Unified Government of Macon-Bibb County), Georgia     |
| 269. | Enfield Town, Connecticut                     | 313. | Blakely City, Georgia   |
| 270. | Fairfield Town, Connecticut                   | 314. | Brantley County, Georgia  |
| 271. | Middlebury Town, Connecticut                  | 315. | Bulloch County, Georgia   |
| 272. | Middletown City, Connecticut                  | 316. | Burke County, Georgia   |
| 273. | Milford City, Connecticut                     | 317. | Butts County, Georgia   |
| 274. | Monroe Town, Connecticut                      | 318. | Calhoun City, Georgia   |
| 275. | Naugatuck Town, Connecticut                   | 319. | Camden County, Georgia  |
| 276. | New Milford Town, Connecticut                 | 320. | Candler County, Georgia   |
| 277. | Newtown Town, Connecticut                     |      |   |
| 278. | North Haven Town, Connecticut                 |      |   |
| 279. | Norwich City, Connecticut                     |      |   |
| 280. | Oxford Town, Connecticut                      |      |   |
| 281. | Prospect Town, Connecticut                    |      |   |

- |   |   |
|---|---|
| 321. Candler County Hospital Authority, Georgia | 364. Hall County, Georgia   |
| 322. Carroll County, Georgia                    | 365. Hancock County, Georgia                                      |
| 323. Cartersville City, Georgia                 | 366. Helen City, Georgia  |
| 324. Catoosa County, Georgia                    | 367. Henry County, Georgia  |
| 325. Charlton County, Georgia                   | 368. Hospital Authority of Bainbridge and Decatur County, Georgia |
| 326. Chatsworth City, Georgia                   | 369. Houston County, Georgia                                      |
| 327. Chattooga County, Georgia                  | 370. Irwin County, Georgia  |
| 328. Cherokee County, Georgia                   | 371. Jackson City, Georgia  |
| 329. Clay County, Georgia                       | 372. Jackson County, Georgia                                      |
| 330. Clayton County, Georgia                    | 373. Jasper County, Georgia                                       |
| 331. Clinch County, Georgia                     | 374. Jeff Davis County, Georgia                                   |
| 332. Clinch County Hospital Authority, Georgia  | 375. Jefferson County, Georgia                                    |
| 333. Cobb County, Georgia                       | 376. Johnson County, Georgia                                      |
| 334. Colquitt County, Georgia                   | 377. Jones County, Georgia  |
| 335. Columbia County, Georgia                   | 378. Laurens County, Georgia                                      |
| 336. Columbus City / Muscogee County, Georgia   | 379. Lee County, Georgia  |
| 337. Cook County, Georgia                       | 380. Liberty County, Georgia                                      |
| 338. Crisp County, Georgia                      | 381. Lincoln County, Georgia                                      |
| 339. Dade County, Georgia                       | 382. Long County, Georgia   |
| 340. Damascus City, Georgia                     | 383. Lowndes County, Georgia                                      |
| 341. Dawson County, Georgia                     | 384. Lumpkin County, Georgia                                      |
| 342. Dawsonville City, Georgia                  | 385. Macon County, Georgia  |
| 343. Decatur County, Georgia                    | 386. Madison County, Georgia                                      |
| 344. DeKalb County, Georgia                     | 387. Marietta City, Georgia                                       |
| 345. Dooly County, Georgia                      | 388. McDonough City, Georgia                                      |
| 346. Dougherty County, Georgia                  | 389. McDuffie County, Georgia                                     |
| 347. Early County, Georgia                      | 390. McIntosh County, Georgia                                     |
| 348. Effingham County, Georgia                  | 391. Milledgeville City, Georgia                                  |
| 349. Elbert County, Georgia                     | 392. Monroe County, Georgia                                       |
| 350. Emanuel County, Georgia                    | 393. Montgomery County, Georgia                                   |
| 351. Evans County, Georgia                      | 394. Moultrie City, Georgia                                       |
| 352. Fayette County, Georgia                    | 395. Murray County, Georgia                                       |
| 353. Fitzgerald City, Georgia                   | 396. Newton County, Georgia                                       |
| 354. Floyd County, Georgia                      | 397. Oconee County, Georgia                                       |
| 355. Forsyth County, Georgia                    | 398. Oglethorpe County, Georgia                                   |
| 356. Fulton County, Georgia                     | 399. Peach County, Georgia  |
| 357. Gainesville City, Georgia                  | 400. Pike County, Georgia   |
| 358. Glascock County, Georgia                   | 401. Polk County, Georgia   |
| 359. Glynn County, Georgia                      | 402. Pulaski County, Georgia                                      |
| 360. Gordon County, Georgia                     | 403. Rabun County, Georgia  |
| 361. Greene County, Georgia                     | 404. Randolph County, Georgia                                     |
| 362. Gwinnett County, Georgia                   | 405. Ringgold City, Georgia                                       |
| 363. Habersham County, Georgia                  | 406. Rockdale County, Georgia                                     |
|   | 407. Rome City, Georgia   |
|   | 408. Sandy Springs City, Georgia                                  |

- |  |  |
|--|--|
| 409. Savannah City, Georgia  | 451. Woodstock City, Georgia                               |
| 410. Screven County, Georgia   | 452. Worth County, Georgia                                 |
| 411. Seminole County, Georgia  | 453. Kaua'i County, Hawai'i                                |
| 412. Sheriff of Appling County, Georgia  | 454. Ada County, Idaho                                     |
| 413. Sheriff of Baldwin County, Georgia  | 455. Adams County, Idaho                                   |
| 414. Sheriff of Bibb County, Georgia   | 456. Bannock County, Idaho                                 |
| 415. Sheriff of Coffee County, Georgia   | 457. Bingham County, Idaho                                 |
| 416. Sheriff of Crisp County, Georgia  | 458. Blaine County, Idaho                                  |
| 417. Sheriff of Glynn County, Georgia  | 459. Boise City, Idaho                                     |
| 418. Sheriff of Houston County, Georgia  | 460. Boise County, Idaho                                   |
| 419. Sheriff of Jeff Davis County,<br>Georgia  | 461. Bonneville County, Idaho                              |
| 420. Sheriff of Murray County, Georgia   | 462. Camas County, Idaho                                   |
| 421. Sheriff of Oconee County, Georgia   | 463. Canyon County, Idaho                                  |
| 422. Sheriff of Peach County, Georgia  | 464. Caribou County, Idaho                                 |
| 423. Sheriff of Tift County, Georgia   | 465. Cassia County, Idaho                                  |
| 424. Sheriff of Wayne County, Georgia  | 466. Chubbuck City, Idaho                                  |
| 425. Snellville City, Georgia  | 467. Elmore County, Idaho                                  |
| 426. Spalding County, Georgia  | 468. Gooding County, Idaho                                 |
| 427. Springfield City, Georgia   | 469. Latah County, Idaho                                   |
| 428. Stephens County, Georgia  | 470. Minidoka County, Idaho                                |
| 429. Sumter County, Georgia  | 471. Owyhee County, Idaho                                  |
| 430. Taliaferro County, Georgia  | 472. Payette County, Idaho                                 |
| 431. Tattnall County, Georgia  | 473. Pocatello City, Idaho                                 |
| 432. Taylor County Hospital District<br>Health Facilities Corporation d/b/a<br>Taylor Regional Hospital, Georgia | 474. Preston City, Idaho                                   |
| 433. Telfair County, Georgia   | 475. Twin Falls City, Idaho                                |
| 434. Tifton City, Georgia  | 476. Twin Falls County, Idaho                              |
| 435. Toombs County, Georgia  | 477. Bond County, Illinois                                 |
| 436. Towns County, Georgia   | 478. Boone County, Illinois                                |
| 437. Troup County, Georgia   | 479. Bureau County, Illinois                               |
| 438. Twiggs County, Georgia  | 480. Calhoun County, Illinois                              |
| 439. Union County, Georgia   | 481. Champaign County, Illinois                            |
| 440. Valdosta City, Georgia  | 482. Chicago City, Illinois                                |
| 441. Villa Rica City, Georgia  | 483. Chicago Public School District 299,<br>Illinois       |
| 442. Walton County, Georgia  | 484. Christian County, Illinois                            |
| 443. Warren County, Georgia  | 485. Coles County, Illinois                                |
| 444. Washington County, Georgia  | 486. Cook County, Illinois                                 |
| 445. Wayne County, Georgia   | 487. Dekalb County, Illinois                               |
| 446. Wayne County Hospital Authority,<br>Georgia   | 488. Dupage County, Illinois                               |
| 447. Whitfield County, Georgia   | 489. East Aurora Public Schools, District<br>131, Illinois |
| 448. Wilkes County, Georgia  | 490. Franklin County, Illinois                             |
| 449. Winder City, Georgia  | 491. Harrisburg City, Illinois                             |
| 450. Woodbury City, Georgia  | 492. Henry County, Illinois                                |
|  | 493. Herrin City, Illinois                                 |
|  | 494. Jasper County, Illinois                               |

- |  |  |
|--|--|
| 495. Jefferson County, Illinois                                  | 538. Delaware County, Indiana                      |
| 496. Johnson County, Illinois                                    | 539. Elwood City, Indiana                          |
| 497. Joliet Public Schools, District 204,<br>Illinois            | 540. Evansville City, Indiana                      |
| 498. Kane County, Illinois                                       | 541. Fayette County, Indiana                       |
| 499. Kankakee County, Illinois                                   | 542. Fishers City, Indiana                         |
| 500. Kendall County, Illinois                                    | 543. Fort Wayne City, Indiana                      |
| 501. Lawrence County, Illinois                                   | 544. Franklin City, Indiana                        |
| 502. Logan County, Illinois                                      | 545. Franklin County, Indiana                      |
| 503. Macon County, Illinois                                      | 546. Gary City, Indiana                            |
| 504. Macoupin County, Illinois                                   | 547. Greenwood City, Indiana                       |
| 505. Marion City, Illinois                                       | 548. Hammond City, Indiana                         |
| 506. Marion County, Illinois                                     | 549. Harrison County, Indiana                      |
| 507. McHenry County, Illinois                                    | 550. Hartford City, Indiana                        |
| 508. Piatt County, Illinois                                      | 551. Howard County, Indiana                        |
| 509. Princeton City, Illinois                                    | 552. Huntington City, Indiana                      |
| 510. Putnam County, Illinois                                     | 553. Indianapolis City / Marion County,<br>Indiana |
| 511. Rock Island County, Illinois                                | 554. Jackson County, Indiana                       |
| 512. Rockford City, Illinois                                     | 555. Jasper City, Indiana                          |
| 513. Saline County, Illinois                                     | 556. Jay County, Indiana                           |
| 514. Sangamon County, Illinois                                   | 557. Jeffersonville City, Indiana                  |
| 515. Schuyler County, Illinois                                   | 558. Jennings County, Indiana                      |
| 516. Shelby County, Illinois                                     | 559. Lafayette City, Indiana                       |
| 517. Stephenson County, Illinois                                 | 560. Lake County, Indiana                          |
| 518. Thornton High Schools, District 205,<br>Illinois            | 561. LaPorte County, Indiana                       |
| 519. Thornton Fractional High Schools,<br>District 215, Illinois | 562. Lawrence City, Indiana                        |
| 520. Union County, Illinois                                      | 563. Lawrence County, Indiana                      |
| 521. Wabash County, Illinois                                     | 564. Logansport City, Indiana                      |
| 522. West Frankfort City, Illinois                               | 565. Madison City, Indiana                         |
| 523. White County, Illinois                                      | 566. Madison County, Indiana                       |
| 524. Will County, Illinois                                       | 567. Marshall County, Indiana                      |
| 525. Winnebago County, Illinois                                  | 568. Martinsville City, Indiana                    |
| 526. Alexandria City, Indiana                                    | 569. Monroe County, Indiana                        |
| 527. Allen County, Indiana                                       | 570. Montpelier City, Indiana                      |
| 528. Atlanta Town, Indiana                                       | 571. Mooresville Town, Indiana                     |
| 529. Austin City, Indiana  | 572. Morgan County, Indiana                        |
| 530. Beech Grove City, Indiana                                   | 573. Muncie City, Indiana                          |
| 531. Benton County, Indiana                                      | 574. New Castle City, Indiana                      |
| 532. Blackford County, Indiana                                   | 575. Noblesville City, Indiana                     |
| 533. Bloomington City, Indiana                                   | 576. Pendleton Town, Indiana                       |
| 534. Brownstown Town, Indiana                                    | 577. Peru City, Indiana                            |
| 535. Chandler Town, Indiana                                      | 578. Plainfield Town, Indiana                      |
| 536. Connersville City, Indiana                                  | 579. Porter County, Indiana                        |
| 537. Danville Town, Indiana                                      | 580. Portland City, Indiana                        |
|  | 581. Pulaski County, Indiana                       |
|  | 582. Richmond City, Indiana                        |

- |      |                              |      |                            |
|------|------------------------------|------|----------------------------|
| 583. | Ripley County, Indiana       | 629. | Humboldt County, Iowa      |
| 584. | Scott County, Indiana        | 630. | Ida County, Iowa           |
| 585. | Seymour City, Indiana        | 631. | Jasper County, Iowa        |
| 586. | Sheridan Town, Indiana       | 632. | Johnson County, Iowa       |
| 587. | South Bend City, Indiana     | 633. | Jones County, Iowa         |
| 588. | St. Joseph County, Indiana   | 634. | Keokuk County, Iowa        |
| 589. | Starke County, Indiana       | 635. | Lee County, Iowa           |
| 590. | Terre Haute City, Indiana    | 636. | Lyon County, Iowa          |
| 591. | Tippecanoe County, Indiana   | 637. | Madison County, Iowa       |
| 592. | Upland Town, Indiana         | 638. | Mahaska County, Iowa       |
| 593. | Vanderburgh County, Indiana  | 639. | Marion County, Iowa        |
| 594. | Vigo County, Indiana         | 640. | Mills County, Iowa         |
| 595. | West Lafayette City, Indiana | 641. | Mitchell County, Iowa      |
| 596. | Westfield City, Indiana      | 642. | Monroe County, Iowa        |
| 597. | Zionsville Town, Indiana     | 643. | Montgomery County, Iowa    |
| 598. | Adair County, Iowa           | 644. | Muscatine County, Iowa     |
| 599. | Adams County, Iowa           | 645. | O'Brien County, Iowa       |
| 600. | Allamakee County, Iowa       | 646. | Osceola County, Iowa       |
| 601. | Appanoose County, Iowa       | 647. | Plymouth County, Iowa      |
| 602. | Audubon County, Iowa         | 648. | Pocahontas County, Iowa    |
| 603. | Benton County, Iowa          | 649. | Polk County, Iowa          |
| 604. | Black Hawk County, Iowa      | 650. | Pottawattamie County, Iowa |
| 605. | Bremer County, Iowa          | 651. | Poweshiek County, Iowa     |
| 606. | Buchanan County, Iowa        | 652. | Sac County, Iowa           |
| 607. | Buena Vista County, Iowa     | 653. | Scott County, Iowa         |
| 608. | Calhoun County, Iowa         | 654. | Shelby County, Iowa        |
| 609. | Carroll County, Iowa         | 655. | Sioux County, Iowa         |
| 610. | Cedar County, Iowa           | 656. | Tama County, Iowa          |
| 611. | Cerro Gordo County, Iowa     | 657. | Taylor County, Iowa        |
| 612. | Cherokee County, Iowa        | 658. | Union County, Iowa         |
| 613. | Chickasaw County, Iowa       | 659. | Webster County, Iowa       |
| 614. | Clay County, Iowa            | 660. | Winnebago County, Iowa     |
| 615. | Clayton County, Iowa         | 661. | Winneshiek County, Iowa    |
| 616. | Clinton County, Iowa         | 662. | Worth County, Iowa         |
| 617. | Dallas County, Iowa          | 663. | Wright County, Iowa        |
| 618. | Delaware County, Iowa        | 664. | Allen County, Kansas       |
| 619. | Des Moines County, Iowa      | 665. | Barber County, Kansas      |
| 620. | Emmet County, Iowa           | 666. | Cowley County, Kansas      |
| 621. | Fayette County, Iowa         | 667. | Dickinson County, Kansas   |
| 622. | Fremont County, Iowa         | 668. | Elk County, Kansas         |
| 623. | Hamilton County, Iowa        | 669. | Elkhardt City, Kansas      |
| 624. | Hancock County, Iowa         | 670. | Finney County, Kansas      |
| 625. | Hardin County, Iowa          | 671. | Grant County, Kansas       |
| 626. | Harrison County, Iowa        | 672. | Greenwood County, Kansas   |
| 627. | Henry County, Iowa           | 673. | Johnson County, Kansas     |
| 628. | Howard County, Iowa          |      |                            |

- |  |  |
|--|--|
| 674. Kansas City / Wyandotte County<br>(Unified Government of Wyandotte<br>County/Kansas City), Kansas | 709. Grayson County Hospital<br>Foundation, Inc., Kentucky   |
| 675. Leavenworth County, Kansas  | 710. Green County, Kentucky  |
| 676. Manter City, Kansas   | 711. Greenup City, Kentucky  |
| 677. Meade County, Kansas  | 712. Greenup County, Kentucky  |
| 678. Morton County, Kansas   | 713. Hardin County, Kentucky   |
| 679. Overland Park City, Kansas  | 714. Hardin Memorial Hospital, Kentucky  |
| 680. Reno County, Kansas   | 715. Harlan City, Kentucky   |
| 681. Sedgwick County, Kansas   | 716. Harlan County, Kentucky   |
| 682. Seward County, Kansas   | 717. Harrison County Public Schools,<br>Kentucky   |
| 683. Stanton County, Kansas  | 718. Hart County Public Schools,<br>Kentucky   |
| 684. Ulysses City, Kansas  | 719. Henderson City, Kentucky  |
| 685. Wabaunsee County, Kansas  | 720. Henderson County, Kentucky  |
| 686. Wichita City, Kansas  | 721. Henry County, Kentucky  |
| 687. Adair County, Kentucky  | 722. Hopkins County, Kentucky  |
| 688. Arh Tug Valley Health Services, Inc.<br>f/k/a Highlands Hospital<br>Corporation, Kentucky         | 723. Hyden City, Kentucky  |
| 689. Baptist Health Madisonville, Inc.,<br>Kentucky  | 724. Jefferson County Public Schools,<br>Kentucky  |
| 690. Bellefont City, Kentucky  | 725. Jenkins City, Kentucky  |
| 691. Benham City, Kentucky   | 726. Jessamine County, Kentucky  |
| 692. Boone County, Kentucky  | 727. Johnson County Public Schools,<br>Kentucky  |
| 693. Bourbon County, Kentucky  | 728. Kenton County, Kentucky   |
| 694. Boyd County, Kentucky   | 729. Kentucky River District Health<br>Department, Kentucky  |
| 695. Boyle County, Kentucky  | 730. Knott County, Kentucky  |
| 696. Breathitt County Public Schools,<br>Kentucky  | 731. Larue County Public Schools,<br>Kentucky  |
| 697. Breckinridge County, Kentucky   | 732. Lawrence County, Kentucky   |
| 698. Buckhorn City, Kentucky   | 733. Lawrence County Public Schools,<br>Kentucky   |
| 699. Bullitt County Public Schools,<br>Kentucky  | 734. Lee County, Kentucky  |
| 700. Clark County, Kentucky  | 735. Lexington City / Fayette County<br>(Lexington -Fayette Urban County<br>Government), Kentucky      |
| 701. Covington City, Kentucky  | 736. London City, Kentucky   |
| 702. Edmonson County, Kentucky   | 737. Louisville City / Jefferson County<br>(Louisville/Jefferson County Metro<br>Government), Kentucky |
| 703. Estill County, Kentucky   | 738. Loyall City, Kentucky   |
| 704. Estill County Emergency Medical<br>Services, Kentucky   | 739. Lynch City, Kentucky  |
| 705. Estill County Public Schools,<br>Kentucky   | 740. Madison County, Kentucky  |
| 706. Fayette County Public Schools,<br>Kentucky  | 741. Manchester City, Kentucky   |
| 707. Floyd County, Kentucky  | 742. Marshall County, Kentucky   |
| 708. Franklin County, Kentucky   |  |



- |  |  |
|--|--|
| 743. Martin County Public Schools, Kentucky  | 778. Assumption Parish, Louisiana  |
| 744. McCracken County, Kentucky  | 779. Avoyelles Parish, Louisiana   |
| 745. Meade County, Kentucky  | 780. Baldwin Town, Louisiana   |
| 746. Menifee County Public Schools, Kentucky   | 781. Bastrop City, Louisiana   |
| 747. Montgomery County, Kentucky   | 782. Baton Rouge City / East Baton Rouge, Louisiana  |
| 748. Morehead City, Kentucky   | 783. Beauregard Parish, Louisiana  |
| 749. Ohio County, Kentucky   | 784. Benton Fire District 4, Louisiana   |
| 750. Oldham County, Kentucky   | 785. Berwick Town, Louisiana   |
| 751. Owsley County, Kentucky   | 786. Bogalusa City, Louisiana  |
| 752. Owsley County Public Schools, Kentucky  | 787. Bossier City, Louisiana   |
| 753. Paducah City, Kentucky  | 788. Bossier Parish, Louisiana   |
| 754. Pendleton County, Kentucky  | 789. Bossier Parish Emergency Medical Services Ambulance District, Louisiana   |
| 755. Perry County, Kentucky  | 790. Caddo Fire District 1, Louisiana  |
| 756. Pike County, Kentucky   | 791. Caddo Parish, Louisiana   |
| 757. Pikeville Medical Center Inc. d/b/a Pikeville Medical Center, Kentucky                  | 792. Calcasieu Parish, Louisiana   |
| 758. Pineville City, Kentucky  | 793. Caldwell Parish, Louisiana  |
| 759. Pippa Passes City, Kentucky   | 794. Cameron Parish, Louisiana   |
| 760. Pulaski County, Kentucky  | 795. Catahoula Parish, Louisiana   |
| 761. Russell City, Kentucky  | 796. Claiborne Parish, Louisiana   |
| 762. Scott County, Kentucky  | 797. Concordia Parish, Louisiana   |
| 763. Shelby County, Kentucky   | 798. Desoto Fire District 8, Louisiana   |
| 764. South Shore City, Kentucky  | 799. District Attorney of Rapides Parish, Louisiana  |
| 765. St. Claire Medical Center, Inc., Kentucky   | 800. District Attorney of Winn Parish, Louisiana   |
| 766. The Harrison Memorial Hospital, Inc., Kentucky  | 801. Donaldsonville City, Louisiana  |
| 767. The Medical Center at Franklin, Inc., Kentucky  | 802. East Carroll Parish, Louisiana  |
| 768. Vanceburg City, Kentucky  | 803. Eunice City, Louisiana  |
| 769. Warren County, Kentucky   | 804. Evangeline Parish, Louisiana  |
| 770. Whitesburg City, Kentucky   | 805. Ferriday Town, Louisiana  |
| 771. Wolfe County Public Schools, Kentucky   | 806. Franklin City, Louisiana  |
| 772. Woodford County, Kentucky   | 807. Franklin Parish, Louisiana  |
| 773. Worthington City, Kentucky  | 808. Gramercy Town, Louisiana  |
| 774. Acadia-St. Landry Hospital Service District d/b/a Acadia-St. Landry Hospital, Louisiana | 809. Grant Parish, Louisiana   |
| 775. Alexandria City, Louisiana  | 810. Hospital Service District No. 1 of the Parish of Avoyelles, State of Louisiana d/b/a Bunkie General Hospital, Louisiana |
| 776. Ascension Parish, Louisiana   | 811. Hospital Service District No. 1 of the Parish of Lasalle, State of Louisiana d/b/a Hardtner Medical Center, Louisiana   |
| 777. Ascension Parish School Board, Louisiana  | 812. Iberia Parish, Louisiana  |

- |  |   |
|--|---|
| 813. Iberia Parish School Board,<br>Louisiana  | 848. Sheriff of Assumption Parish,<br>Louisiana                 |
| 814. Jackson Parish, Louisiana   | 849. Sheriff of Avoyelles Parish,<br>Louisiana                  |
| 815. Jefferson Davis Parish, Louisiana   | 850. Sheriff of Calcasieu Parish,<br>Louisiana                  |
| 816. Jefferson Parish, Louisiana   | 851. Sheriff of Catahoula Parish,<br>Louisiana                  |
| 817. Jefferson Parish Hospital Service<br>District 1, Louisiana  | 852. Sheriff of Concordia Parish,<br>Louisiana                  |
| 818. Jefferson Parish Hospital Service<br>District 2, Louisiana  | 853. Sheriff of East Baton Rouge Parish,<br>Louisiana           |
| 819. Kenner City, Louisiana  | 854. Sheriff of East Carroll Parish,<br>Louisiana               |
| 820. Lafourche Parish, Louisiana   | 855. Sheriff of Evangeline Parish,<br>Louisiana                 |
| 821. LaFourche Parish School Board,<br>Louisiana   | 856. Sheriff of Grant Parish, Louisiana                         |
| 822. Lake Charles City, Louisiana  | 857. Sheriff of Iberia Parish, Louisiana                        |
| 823. Lake Providence Town, Louisiana   | 858. Sheriff of Jefferson Davis Parish,<br>Louisiana            |
| 824. LaSalle Parish, Louisiana   | 859. Sheriff of Jefferson Parish, Louisiana                     |
| 825. Lutchetown, Louisiana   | 860. Sheriff of Lafayette Parish,<br>Louisiana                  |
| 826. Madisonville Town, Louisiana  | 861. Sheriff of Morehouse Parish,<br>Louisiana                  |
| 827. Mandeville City, Louisiana  | 862. Sheriff of New Orleans City /<br>Orleans Parish, Louisiana |
| 828. Monroe City, Louisiana  | 863. Sheriff of Ouachita Parish, Louisiana                      |
| 829. Morehouse Parish, Louisiana   | 864. Sheriff of Rapides Parish, Louisiana                       |
| 830. Natchitoches Parish Council,<br>Louisiana   | 865. Sheriff of Richland Parish, Louisiana                      |
| 831. New Iberia City, Louisiana  | 866. Sheriff of Sabine Parish, Louisiana                        |
| 832. North Caddo Hospital Service<br>District d/b/a North Caddo Medical<br>Center, Louisiana                                   | 867. Sheriff of St. Charles Parish,<br>Louisiana                |
| 833. Opelousas City, Louisiana   | 868. Sheriff of St. Landry Parish,<br>Louisiana                 |
| 834. Opelousas General Hospital<br>Authority, A Louisiana Public Trust,<br>d/b/a Opelousas General Health<br>System, Louisiana | 869. Sheriff of St. Mary Parish, Louisiana                      |
| 835. Ouachita Parish, Louisiana  | 870. Sheriff of St. Tammany Parish,<br>Louisiana                |
| 836. Patterson City, Louisiana   | 871. Sheriff of Tensas Parish, Louisiana                        |
| 837. Pearl River Town, Louisiana   | 872. Sheriff of Vernon Parish, Louisiana                        |
| 838. Pineville City, Louisiana   | 873. Sheriff of Washington Parish,<br>Louisiana                 |
| 839. Rapides Parish, Louisiana   | 874. Sheriff of West Carroll Parish,<br>Louisiana               |
| 840. Red River Fire District, Louisiana  | 875. Shreveport City, Louisiana                                 |
| 841. Red River Parish, Louisiana   | 876. Slidell City, Louisiana                                    |
| 842. Richland Parish, Louisiana  |   |
| 843. Richwood Town, Louisiana  |   |
| 844. Sabine Parish, Louisiana  |   |
| 845. Saint Martinville City, Louisiana   |   |
| 846. Sheriff of Allen Parish, Louisiana  |   |
| 847. Sheriff of Ascension Parish,<br>Louisiana   |   |

- |   |   |
|---|---|
| 877. St. Bernard Parish School Board,<br>Louisiana  | 909. Augusta City, Maine  |
| 878. St. Charles Parish, Louisiana  | 910. Bangor City, Maine   |
| 879. St. James Parish, Louisiana  | 911. Bangor School Department, Maine  |
| 880. St. James Parish School Board,<br>Louisiana  | 912. Biddeford City, Maine  |
| 881. St. John the Baptist Parish, Louisiana   | 913. Calais City, Maine   |
| 882. St. Landry Parish, Louisiana   | 914. Cape Elizabeth School District,<br>Maine   |
| 883. St. Martin Parish, Louisiana   | 915. Cumberland County, Maine   |
| 884. St. Mary Parish, Louisiana   | 916. Ellsworth School Department, Maine   |
| 885. St. Mary Parish School Board,<br>Louisiana   | 917. Kennebec County, Maine   |
| 886. St. Tammany Fire District 1,<br>Louisiana  | 918. Knox County, Maine   |
| 887. St. Tammany Fire District 12,<br>Louisiana   | 919. Lewiston City, Maine   |
| 888. St. Tammany Fire District 13,<br>Louisiana   | 920. Lincoln County, Maine  |
| 889. St. Tammany Fire District 2,<br>Louisiana  | 921. Maine Regional School Unit 10,<br>Maine  |
| 890. St. Tammany Fire District 3,<br>Louisiana  | 922. Maine Regional School Unit 13,<br>Maine  |
| 891. St. Tammany Fire District 4,<br>Louisiana  | 923. Maine Regional School Unit 25,<br>Maine  |
| 892. St. Tammany Fire District 5,<br>Louisiana  | 924. Maine Regional School Unit 26,<br>Maine  |
| 893. St. Tammany Parish, Louisiana  | 925. Maine Regional School Unit 29,<br>Maine  |
| 894. St. Tammany Parish Coroner,<br>Louisiana   | 926. Maine Regional School Unit 34,<br>Maine  |
| 895. Union Parish, Louisiana  | 927. Maine Regional School Unit 40,<br>Maine  |
| 896. Vermilion Parish, Louisiana  | 928. Maine Regional School Unit 50,<br>Maine  |
| 897. Vernon Parish, Louisiana   | 929. Maine Regional School Unit 57,<br>Maine  |
| 898. Washington Parish, Louisiana   | 930. Maine Regional School Unit 60,<br>Maine  |
| 899. Webster Parish, Louisiana  | 931. Maine Regional School Unit 71,<br>Maine  |
| 900. West Ascension Parish Hospital<br>Service District d/b/a Prevost<br>Memorial Hospital, Louisiana | 932. Maine Regional School Unit 9,<br>Maine   |
| 901. West Baton Rouge Fire District 1,<br>Louisiana   | 933. Maine School Administrative<br>District 11, Maine                                      |
| 902. West Baton Rouge Parish, Louisiana   | 934. Maine School Administrative<br>District 15, Maine                                      |
| 903. West Carroll Parish, Louisiana   | 935. Maine School Administrative<br>District 28/Five Town Central<br>School District, Maine |
| 904. West Monroe City, Louisiana  | 936. Maine School Administrative<br>District 35, Maine                                      |
| 905. Winn Parish, Louisiana   |   |
| 906. Androscoggin County, Maine   |   |
| 907. Aroostook County, Maine  |   |
| 908. Auburn City, Maine   |   |

- |   |  |
|---|--|
| 937. Maine School Administrative District 44, Maine | 974. Dorchester County, Maryland       |
| 938. Maine School Administrative District 53, Maine | 975. Forest Heights Town, Maryland     |
| 939. Maine School Administrative District 55, Maine | 976. Frederick City, Maryland          |
| 940. Maine School Administrative District 6, Maine  | 977. Frederick County, Maryland        |
| 941. Maine School Administrative District 61, Maine | 978. Frostburg City, Maryland          |
| 942. Maine School Administrative District 72, Maine | 979. Garrett County, Maryland          |
| 943. Penobscot County, Maine                        | 980. Grantsville City, Maryland        |
| 944. Portland City, Maine                           | 981. Hagerstown City, Maryland         |
| 945. Portland School District, Maine                | 982. Harford County, Maryland          |
| 946. Rockland City, Maine                           | 983. Havre de Grace City, Maryland     |
| 947. Saco City, Maine                               | 984. Howard County, Maryland           |
| 948. Sagadahoc County, Maine                        | 985. Laurel City, Maryland             |
| 949. Sanford City, Maine                            | 986. Montgomery County, Maryland       |
| 950. Scarborough School District, Maine             | 987. Mountain Lake Park City, Maryland |
| 951. Somerset County, Maine                         | 988. North Brentwood Town, Maryland    |
| 952. South Portland School Department, Maine        | 989. North East City, Maryland         |
| 953. St. George Municipal School District, Maine    | 990. Oakland City, Maryland            |
| 954. Waldo County, Maine                            | 991. Perryville City, Maryland         |
| 955. Washington County, Maine                       | 992. Prince George's County, Maryland  |
| 956. Waterville City, Maine                         | 993. Rockville City, Maryland          |
| 957. Waterville School District, Maine              | 994. Seat Pleasant City, Maryland      |
| 958. York County, Maine                             | 995. Somerset County, Maryland         |
| 959. Aberdeen City, Maryland                        | 996. St. Mary's County, Maryland       |
| 960. Allegany County, Maryland                      | 997. Talbot County, Maryland           |
| 961. Baltimore City, Maryland                       | 998. Upper Marlboro Town, Maryland     |
| 962. Baltimore Public School District, Maryland     | 999. Vienna City, Maryland             |
| 963. Bel Air City, Maryland                         | 1000. Washington County, Maryland      |
| 964. Berlin City, Maryland                          | 1001. Westminster City, Maryland       |
| 965. Bowie City, Maryland                           | 1002. Wicomico County, Maryland        |
| 966. Calvert County, Maryland                       | 1003. Acushnet Town, Massachusetts     |
| 967. Cambridge City, Maryland                       | 1004. Agawam Town, Massachusetts       |
| 968. Caroline County, Maryland                      | 1005. Amesbury City, Massachusetts     |
| 969. Carroll County, Maryland                       | 1006. Aquinnah Town, Massachusetts     |
| 970. Charles County, Maryland                       | 1007. Athol Town, Massachusetts        |
| 971. Charlestown City, Maryland                     | 1008. Auburn Town, Massachusetts       |
| 972. Cottage City Town, Maryland                    | 1009. Ayer Town, Massachusetts         |
| 973. Cumberland City, Maryland                      | 1010. Barnstable Town, Massachusetts   |
|   | 1011. Belchertown Town, Massachusetts  |
|   | 1012. Beverly City, Massachusetts      |
|   | 1013. Billerica Town, Massachusetts    |
|   | 1014. Braintree Town, Massachusetts    |
|   | 1015. Brewster Town, Massachusetts     |
|   | 1016. Bridgewater Town, Massachusetts  |
|   | 1017. Brockton City, Massachusetts     |
|   | 1018. Brookline Town, Massachusetts    |
|   | 1019. Cambridge City, Massachusetts    |

- |   |   |
|---|---|
| 1020. Canton Town, Massachusetts              | 1065. Malden City, Massachusetts                |
| 1021. Carver Town, Massachusetts              | 1066. Marblehead Town, Massachusetts            |
| 1022. Charlton Town, Massachusetts            | 1067. Marshfield Town, Massachusetts            |
| 1023. Chelmsford Town, Massachusetts          | 1068. Mashpee Town, Massachusetts               |
| 1024. Chelsea City, Massachusetts             | 1069. Mattapoisett Town, Massachusetts          |
| 1025. Chicopee City, Massachusetts            | 1070. Medford City, Massachusetts               |
| 1026. Clarksburg Town, Massachusetts          | 1071. Melrose City, Massachusetts               |
| 1027. Clinton Town, Massachusetts             | 1072. Methuen City, Massachusetts               |
| 1028. Danvers Town, Massachusetts             | 1073. Middleborough Town,<br>Massachusetts      |
| 1029. Dedham Town, Massachusetts              | 1074. Milford Town, Massachusetts               |
| 1030. Dennis Town, Massachusetts              | 1075. Millbury Town, Massachusetts              |
| 1031. Douglas Town, Massachusetts             | 1076. Millis Town, Massachusetts                |
| 1032. Dudley Town, Massachusetts              | 1077. Natick Town, Massachusetts                |
| 1033. East Bridgewater Town,<br>Massachusetts | 1078. New Bedford City, Massachusetts           |
| 1034. Eastham Town, Massachusetts             | 1079. Newburyport City, Massachusetts           |
| 1035. Easthampton City, Massachusetts         | 1080. North Adams City, Massachusetts           |
| 1036. Easton Town, Massachusetts              | 1081. North Andover Town, Massachusetts         |
| 1037. Everett City, Massachusetts             | 1082. North Attleborough Town,<br>Massachusetts |
| 1038. Fairhaven Town, Massachusetts           | 1083. North Reading Town, Massachusetts         |
| 1039. Fall River City, Massachusetts          | 1084. Northampton City, Massachusetts           |
| 1040. Falmouth Town, Massachusetts            | 1085. Northbridge Town, Massachusetts           |
| 1041. Fitchburg City, Massachusetts           | 1086. Norton Town, Massachusetts                |
| 1042. Framingham City, Massachusetts          | 1087. Norwell Town, Massachusetts               |
| 1043. Freetown Town, Massachusetts            | 1088. Norwood Town, Massachusetts               |
| 1044. Georgetown Town, Massachusetts          | 1089. Orange Town, Massachusetts                |
| 1045. Gloucester City, Massachusetts          | 1090. Oxford Town, Massachusetts                |
| 1046. Grafton Town, Massachusetts             | 1091. Palmer Town, Massachusetts                |
| 1047. Greenfield City, Massachusetts          | 1092. Peabody City, Massachusetts               |
| 1048. Hanson Town, Massachusetts              | 1093. Pembroke Town, Massachusetts              |
| 1049. Haverhill City, Massachusetts           | 1094. Pittsfield City, Massachusetts            |
| 1050. Holliston Town, Massachusetts           | 1095. Plainville Town, Massachusetts            |
| 1051. Holyoke City, Massachusetts             | 1096. Plymouth Town, Massachusetts              |
| 1052. Hopedale Town, Massachusetts            | 1097. Provincetown Town, Massachusetts          |
| 1053. Hull Town, Massachusetts                | 1098. Quincy City, Massachusetts                |
| 1054. Kingston Town, Massachusetts            | 1099. Randolph Town, Massachusetts              |
| 1055. Lakeville Town, Massachusetts           | 1100. Rehoboth Town, Massachusetts              |
| 1056. Leicester Town, Massachusetts           | 1101. Revere City, Massachusetts                |
| 1057. Leominster City, Massachusetts          | 1102. Rockland Town, Massachusetts              |
| 1058. Leverett Town, Massachusetts            | 1103. Salem City, Massachusetts                 |
| 1059. Longmeadow Town, Massachusetts          | 1104. Salisbury Town, Massachusetts             |
| 1060. Lowell City, Massachusetts              | 1105. Sandwich Town, Massachusetts              |
| 1061. Ludlow Town, Massachusetts              | 1106. Scituate Town, Massachusetts              |
| 1062. Lunenburg Town, Massachusetts           | 1107. Seekonk Town, Massachusetts               |
| 1063. Lynn City, Massachusetts                | 1108. Sheffield Town, Massachusetts             |
| 1064. Lynnfield Town, Massachusetts           |   |

- |   |  |
|---|--|
| 1109. Shirley Town, Massachusetts             | 1153. Branch County, Michigan                            |
| 1110. Somerset Town, Massachusetts            | 1154. Calhoun County, Michigan                           |
| 1111. Somerville City, Massachusetts          | 1155. Canton Charter Township, Michigan                  |
| 1112. South Hadley Town, Massachusetts        | 1156. Cass County, Michigan                              |
| 1113. Southbridge Town, Massachusetts         | 1157. Charlevoix County, Michigan                        |
| 1114. Spencer Town, Massachusetts             | 1158. Chippewa County, Michigan                          |
| 1115. Springfield City, Massachusetts         | 1159. Clinton Charter Township, Michigan                 |
| 1116. Stoneham Town, Massachusetts            | 1160. Clinton County, Michigan                           |
| 1117. Stoughton Town, Massachusetts           | 1161. Crawford County, Michigan                          |
| 1118. Sturbridge Town, Massachusetts          | 1162. Delta County, Michigan                             |
| 1119. Sudbury Town, Massachusetts             | 1163. Detroit City, Michigan                             |
| 1120. Sutton Town, Massachusetts              | 1164. Detroit Wayne Mental Health<br>Authority, Michigan |
| 1121. Swampscott Town, Massachusetts          | 1165. Dickinson County, Michigan                         |
| 1122. Templeton Town, Massachusetts           | 1166. East Lansing City, Michigan                        |
| 1123. Tewksbury Town, Massachusetts           | 1167. Eaton County, Michigan                             |
| 1124. Truro Town, Massachusetts               | 1168. Escanaba City, Michigan                            |
| 1125. Tyngsborough Town, Massachusetts        | 1169. Genesee County, Michigan                           |
| 1126. Upton Town, Massachusetts               | 1170. Grand Rapids City, Michigan                        |
| 1127. Wakefield Town, Massachusetts           | 1171. Grand Traverse County, Michigan                    |
| 1128. Walpole Town, Massachusetts             | 1172. Gratiot County, Michigan                           |
| 1129. Ware Town, Massachusetts                | 1173. Hillsdale County, Michigan                         |
| 1130. Warren Town, Massachusetts              | 1174. Houghton County, Michigan                          |
| 1131. Watertown Town, Massachusetts           | 1175. Huron Charter Township, Michigan                   |
| 1132. Wellfleet Town, Massachusetts           | 1176. Ingham County, Michigan                            |
| 1133. West Boylston Town, Massachusetts       | 1177. Ionia County, Michigan                             |
| 1134. West Bridgewater Town,<br>Massachusetts | 1178. Iosco County, Michigan                             |
| 1135. West Springfield Town,<br>Massachusetts | 1179. Iron County, Michigan                              |
| 1136. Westborough Town, Massachusetts         | 1180. Iron Mountain City, Michigan                       |
| 1137. Westford Town, Massachusetts            | 1181. Isabella County, Michigan                          |
| 1138. Weymouth Town, Massachusetts            | 1182. Jackson City, Michigan                             |
| 1139. Williamsburg Town, Massachusetts        | 1183. Kalamazoo County, Michigan                         |
| 1140. Wilmington Town, Massachusetts          | 1184. Kent County, Michigan                              |
| 1141. Winchendon Town, Massachusetts          | 1185. Lake County, Michigan                              |
| 1142. Winthrop Town, Massachusetts            | 1186. Lansing City, Michigan                             |
| 1143. Woburn City, Massachusetts              | 1187. Leelanau County, Michigan                          |
| 1144. Worcester City, Massachusetts           | 1188. Lenawee County, Michigan                           |
| 1145. Alcona County, Michigan                 | 1189. Livingston County, Michigan                        |
| 1146. Alger County, Michigan                  | 1190. Livonia City, Michigan                             |
| 1147. Alpena County, Michigan                 | 1191. Luce County, Michigan                              |
| 1148. Antrim County, Michigan                 | 1192. Macomb County, Michigan                            |
| 1149. Arenac County, Michigan                 | 1193. Manistee County, Michigan                          |
| 1150. Baraga County, Michigan                 | 1194. Marquette County, Michigan                         |
| 1151. Benzie County, Michigan                 | 1195. Mason County, Michigan                             |
| 1152. Berrien County, Michigan                | 1196. Monroe County, Michigan                            |
|   | 1197. Montcalm County, Michigan                          |

- 1198. Montmorency County, Michigan
- 1199. Muskegon County, Michigan
- 1200. Newaygo County, Michigan
- 1201. Northville Charter Township, Michigan
- 1202. Oakland County, Michigan
- 1203. Oceana County, Michigan
- 1204. Ogemaw County, Michigan
- 1205. Ontonagon County, Michigan
- 1206. Osceola County, Michigan
- 1207. Otsego County, Michigan
- 1208. Pittsfield Charter Township, Michigan
- 1209. Pontiac City, Michigan
- 1210. Presque Isle County, Michigan
- 1211. Romulus City, Michigan
- 1212. Roscommon County, Michigan
- 1213. Saginaw County, Michigan
- 1214. Sanilac County, Michigan
- 1215. Sault Ste. Marie City, Michigan
- 1216. Shiawassee County, Michigan
- 1217. St. Clair County, Michigan
- 1218. Traverse City, Michigan
- 1219. Tuscola County, Michigan
- 1220. Van Buren Charter Township, Michigan
- 1221. Washtenaw County, Michigan
- 1222. Wayne City, Michigan
- 1223. Wayne County, Michigan
- 1224. Westland City, Michigan
- 1225. Wexford County, Michigan
- 1226. Anoka County, Minnesota
- 1227. Big Stone County, Minnesota
- 1228. Coon Rapids City, Minnesota
- 1229. Duluth City, Minnesota
- 1230. Minnetonka Public School District No. 276, Minnesota
- 1231. North St. Paul City, Minnesota
- 1232. Pine County, Minnesota
- 1233. Proctor City, Minnesota
- 1234. Rochester City, Minnesota
- 1235. Saint Paul City, Minnesota
- 1236. Yellow Medicine County, Minnesota
- 1237. Adams County, Mississippi
- 1238. Alliance Healthcare System, Mississippi
- 1239. Amite County, Mississippi
- 1240. Anderson Regional Health System, Mississippi
- 1241. Arcola Town, Mississippi
- 1242. Bolivar County, Mississippi
- 1243. Centreville Town, Mississippi
- 1244. Clarksdale City, Mississippi
- 1245. Community Hospital, Sharkeyissaquena, Mississippi
- 1246. Covington County, Mississippi
- 1247. Delta Regional Medical Center, Mississippi
- 1248. DeSoto County, Mississippi
- 1249. Field Memorial Community Hospital d/b/a Field Health System, Mississippi
- 1250. Forrest County, Mississippi
- 1251. Greenwood City, Mississippi
- 1252. Greenwood LeFlore Hospital, Mississippi
- 1253. Grenada City, Mississippi
- 1254. Grenada County, Mississippi
- 1255. Gulfport City, Mississippi
- 1256. Harrison County, Mississippi
- 1257. Hattiesburg City, Mississippi
- 1258. Hinds County, Mississippi
- 1259. Holly Springs City, Mississippi
- 1260. Indianola City, Mississippi
- 1261. Issaquena County, Mississippi
- 1262. Jackson City, Mississippi
- 1263. Jonestown City, Mississippi
- 1264. Laurel City, Mississippi
- 1265. Leflore County, Mississippi
- 1266. Long Beach City, Mississippi
- 1267. Lumberton City, Mississippi
- 1268. Madison County, Mississippi
- 1269. Magnolia Regional Health Center, Mississippi
- 1270. Memorial Hospital at Gulfport, Mississippi
- 1271. Meridian City, Mississippi
- 1272. Mound Bayou City, Mississippi
- 1273. North Sunflower Medical Center, Mississippi
- 1274. Pascagoula City, Mississippi
- 1275. Pearl River County, Mississippi

- |  |   |
|--|---|
| 1276. Pearl River County Hospital,<br>Mississippi  | 1315. Kansas City, Missouri                         |
| 1277. Prentiss County, Mississippi   | 1316. Knox County, Missouri                         |
| 1278. Regional Medical Center, South<br>Central, Mississippi                               | 1317. Lewis County, Missouri                        |
| 1279. Scott County, Mississippi  | 1318. Lincoln County, Missouri                      |
| 1280. Singing River Health System,<br>Mississippi  | 1319. Madison County, Missouri                      |
| 1281. South Sunflower County Hospital,<br>Mississippi                                      | 1320. Maries County, Missouri                       |
| 1282. Southwest Mississippi Regional<br>Medical Center, Mississippi                        | 1321. Miller County, Missouri                       |
| 1283. Stone County, Mississippi  | 1322. Moniteau County, Missouri                     |
| 1284. Summit Town, Mississippi   | 1323. Montgomery County, Missouri                   |
| 1285. Tippah County, Mississippi   | 1324. Morgan County, Missouri                       |
| 1286. Washington County, Mississippi   | 1325. Osage County, Missouri                        |
| 1287. Audrain County, Missouri   | 1326. Ozark County, Missouri                        |
| 1288. Boone County, Missouri   | 1327. Pemiscot County, Missouri                     |
| 1289. Buchanan County, Missouri  | 1328. Perry County, Missouri                        |
| 1290. Butler County, Missouri  | 1329. Pettis County, Missouri                       |
| 1291. Callaway County, Missouri  | 1330. Phelps County, Missouri                       |
| 1292. Camden County, Missouri  | 1331. Pulaski County, Missouri                      |
| 1293. Cape Girardeau County, Missouri  | 1332. Randolph County, Missouri                     |
| 1294. Cass County, Missouri  | 1333. Reynolds County, Missouri                     |
| 1295. Chariton County, Missouri  | 1334. Ripley County, Missouri                       |
| 1296. Christian County, Missouri   | 1335. Saint Joseph City, Missouri                   |
| 1297. Citizens Memorial Hospital District<br>D/B/A Citizens Memorial Hospital,<br>Missouri | 1336. Ste Genevieve County, Missouri                |
| 1298. Cole County, Missouri  | 1337. Schuyler County, Missouri                     |
| 1299. Crawford County, Missouri  | 1338. Sedalia City, Missouri                        |
| 1300. Dent County, Missouri  | 1339. Shannon County, Missouri                      |
| 1301. Douglas County, Missouri   | 1340. Shelby County, Missouri                       |
| 1302. Dunklin County, Missouri   | 1341. Springfield City, Missouri                    |
| 1303. Franklin County, Missouri  | 1342. St. Charles County, Missouri                  |
| 1304. Gasconade County, Missouri   | 1343. St. Francois County, Missouri                 |
| 1305. Greene County, Missouri  | 1344. St. Louis County, Missouri                    |
| 1306. Harrisonville City, Missouri   | 1345. Stone County, Missouri                        |
| 1307. Howell County, Missouri  | 1346. Taney County, Missouri                        |
| 1308. Independence City, Missouri  | 1347. Texas County, Missouri                        |
| 1309. Iron County, Missouri  | 1348. Warren County, Missouri                       |
| 1310. Jackson County, Missouri   | 1349. Washington County, Missouri                   |
| 1311. Jasper County, Missouri  | 1350. Webster County, Missouri                      |
| 1312. Jefferson County, Missouri   | 1351. Wright County, Missouri                       |
| 1313. Johnson County, Missouri   | 1352. Anaconda City / Deer Lodge County,<br>Montana |
| 1314. Joplin City, Missouri  | 1353. Cascade County, Montana                       |
|  | 1354. Gallatin County, Montana                      |
|  | 1355. Great Falls City, Montana                     |
|  | 1356. Lake County, Montana                          |
|  | 1357. Missoula City, Montana                        |
|  | 1358. Missoula County, Montana                      |
|  | 1359. Douglas County, Nebraska                      |



- 1360. Knox County, Nebraska
- 1361. Lincoln County, Nebraska
- 1362. Sarpy County, Nebraska
- 1363. Boulder City, Nevada
- 1364. Carson City, Nevada
- 1365. Churchill County, Nevada
- 1366. Clark County, Nevada
- 1367. Henderson City, Nevada
- 1368. Las Vegas City, Nevada
- 1369. Mesquite City, Nevada
- 1370. North Las Vegas City, Nevada
- 1371. Nye County, Nevada
- 1372. Sparks City, Nevada
- 1373. Washoe County, Nevada
- 1374. West Wendover City, Nevada
- 1375. Belknap County, New Hampshire
- 1376. Belmont City, New Hampshire
- 1377. Berlin City, New Hampshire
- 1378. Carroll County, New Hampshire
- 1379. Cheshire County, New Hampshire
- 1380. Claremont City, New Hampshire
- 1381. Concord City, New Hampshire
- 1382. Coos County, New Hampshire
- 1383. Derry Town, New Hampshire
- 1384. Franklin City, New Hampshire
- 1385. Grafton County, New Hampshire
- 1386. Goshen School District, New Hampshire
- 1387. Hillsborough County, New Hampshire
- 1388. Keene City, New Hampshire
- 1389. Kearsarge Regional School District-School Administrative Unit 65, New Hampshire
- 1390. Laconia City, New Hampshire
- 1391. Lebanon School District, New Hampshire
- 1392. Londonderry Town, New Hampshire
- 1393. Manchester City, New Hampshire
- 1394. Nashua City, New Hampshire
- 1395. Pittsfield School District, New Hampshire
- 1396. Rockingham County, New Hampshire
- 1397. Strafford County, New Hampshire
- 1398. Sullivan County, New Hampshire
- 1399. Tamworth School District, New Hampshire
- 1400. Atlantic County, New Jersey
- 1401. Barnegat Township, New Jersey
- 1402. Bayonne City, New Jersey
- 1403. Bergen County, New Jersey
- 1404. Burlington County, New Jersey
- 1405. Camden County, New Jersey
- 1406. Clifton City, New Jersey
- 1407. Clinton Town, New Jersey
- 1408. Elizabeth City, New Jersey
- 1409. Essex County, New Jersey
- 1410. Hudson County, New Jersey
- 1411. Hunterdon County, New Jersey
- 1412. Jersey City, New Jersey
- 1413. Ocean County, New Jersey
- 1414. Paramus Borough, New Jersey
- 1415. Passaic County, New Jersey
- 1416. Paterson City, New Jersey
- 1417. Ridgefield Borough, New Jersey
- 1418. Saddle Brook Township, New Jersey
- 1419. Sussex County, New Jersey
- 1420. Trenton City, New Jersey
- 1421. Vineland City, New Jersey
- 1422. Albany City, New York
- 1423. Albany County, New York
- 1424. Allegany County, New York
- 1425. Amityville Village, New York
- 1426. Amsterdam City, New York
- 1427. Auburn City, New York
- 1428. Babylon Town, New York
- 1429. Babylon Village, New York
- 1430. Bellmore Fire District, New York
- 1431. Bellport Village, New York
- 1432. Branch Village, New York
- 1433. Brookhaven Town, New York
- 1434. Broome County, New York
- 1435. Buffalo City, New York
- 1436. Centerport Fire District, New York
- 1437. Centereach Fire District, New York
- 1438. Clarkstown Town, New York
- 1439. Clinton County, Michigan
- 1440. Columbia County, New York
- 1441. Cortland County, New York
- 1442. Dutchess County, New York
- 1443. East Hampton Village, New York

- |  |   |
|--|---|
| 1444. East Rockaway Village, New York        | 1489. Nesconset Fire District, New York                 |
| 1445. Erie County, New York                  | 1490. New Hyde Park Village, New York                   |
| 1446. Farmingdale Village, New York          | 1491. New York City, New York                           |
| 1447. Floral Park Village, New York          | 1492. Niagara County, New York                          |
| 1448. Franklin County, New York              | 1493. Nissequogue Village, New York                     |
| 1449. Fulton County, New York                | 1494. North Hempstead Town, New York                    |
| 1450. Garden City Village, New York          | 1495. North Merrick Fire District, New York             |
| 1451. Genesee County, New York               | 1496. North Patchogue Fire District, New York           |
| 1452. Geneva City, New York                  | 1497. Northport Village, New York                       |
| 1453. Great Neck Village, New York           | 1498. Ogdensburg City, New York                         |
| 1454. Greene County, New York                | 1499. Old Westbury Village, New York                    |
| 1455. Greenport Village, New York            | 1500. Oneida County, New York                           |
| 1456. Hamilton County, New York              | 1501. Onondaga County, New York                         |
| 1457. Hauppauge Fire District, New York      | 1502. Ontario County, New York                          |
| 1458. Haverstraw Town, New York              | 1503. Orange County, New York                           |
| 1459. Hempstead Town, New York               | 1504. Orangetown Town, New York                         |
| 1460. Hempstead Village, New York            | 1505. Oswego County, New York                           |
| 1461. Herkimer County, New York              | 1506. Oyster Bay Town, New York                         |
| 1462. Herkimer Village, New York             | 1507. Patchogue Village, New York                       |
| 1463. Hicksville Water District, New York    | 1508. Plattsburgh City, New York                        |
| 1464. Huntington Town, New York              | 1509. Plainview – Old Bethpage Public Library, New York |
| 1465. Island Park Village, New York          | 1510. Poquott Village, New York                         |
| 1466. Islandia Village, New York             | 1511. Port Washington North Village, New York           |
| 1467. Islip Terrance Fire District, New York | 1512. Port Washington Water District, New York          |
| 1468. Islip Town, New York                   | 1513. Poughkeepsie City, New York                       |
| 1469. Ithaca City, New York                  | 1514. Poughkeepsie Town, New York                       |
| 1470. Jefferson County, New York             | 1515. Ramapo Town, New York                             |
| 1471. Kingston City, New York                | 1516. Rensselaer County, New York                       |
| 1472. Lackawanna City, New York              | 1517. Ridge Fire District, New York                     |
| 1473. Lake Grove Village, New York           | 1518. Riverhead Town, New York                          |
| 1474. Lawrence Village, New York             | 1519. Rochester City, New York                          |
| 1475. Levittown Fire District, New York      | 1520. Rochester Public School District, New York        |
| 1476. Lewis County, New York                 | 1521. Rockland County, New York                         |
| 1477. Lindenhurst Village, New York          | 1522. Rockville Centre Public Library, New York         |
| 1478. Lloyd Harbor Village, New York         | 1523. Rome City, New York                               |
| 1479. Long Beach City, New York              | 1524. Roslyn Water District, New York                   |
| 1480. Lynbrook Village, New York             | 1525. Saltaire Village, New York                        |
| 1481. Massapequa Park Village, New York      | 1526. Saratoga County, New York                         |
| 1482. Melville Fire District, New York       | 1527. Saratoga Springs City, New York                   |
| 1483. Merrick Library, New York              |   |
| 1484. Mill Neck Village, New York            |   |
| 1485. Miller Place Fire District, New York   |   |
| 1486. Monroe County, New York                |   |
| 1487. Montgomery County, New York            |   |
| 1488. Mount Sinai Fire District, New York    |   |

- |   |   |
|---|---|
| 1528. Schenectady City, New York                        | 1571. Caldwell County, North Carolina       |
| 1529. Schenectady County, New York                      | 1572. Camden County, North Carolina         |
| 1530. Schoharie County, New York                        | 1573. Canton City, North Carolina           |
| 1531. Schuylar County, New York                         | 1574. Carteret County, North Carolina       |
| 1532. Seneca County, New York                           | 1575. Catawba County, North Carolina        |
| 1533. Smithtown Fire District, New York                 | 1576. Chatham County, North Carolina        |
| 1534. Smithtown Town, New York                          | 1577. Cleveland County, North Carolina      |
| 1535. South Farmingdale Fire District,<br>New York      | 1578. Columbus County, North Carolina       |
| 1536. Southampton Town, New York                        | 1579. Craven County, North Carolina         |
| 1537. Southold Town, New York                           | 1580. Cumberland County, North Carolina     |
| 1538. Southwestern Central School<br>District, New York | 1581. Dare County, North Carolina           |
| 1539. St. James Fire District, New York                 | 1582. Davidson County, North Carolina       |
| 1540. St. Lawrence County, New York                     | 1583. Davie County, North Carolina          |
| 1541. Steuben County, New York                          | 1584. Duplin County, North Carolina         |
| 1542. Stewart Manor Village, New York                   | 1585. Durham County, North Carolina         |
| 1543. Stony Brook Fire District, New York               | 1586. Fayetteville City, North Carolina     |
| 1544. Stony Point Town, New York                        | 1587. Forsyth County, North Carolina        |
| 1545. Suffern Village, New York                         | 1588. Franklin County, North Carolina       |
| 1546. Sullivan County, New York                         | 1589. Gaston County, North Carolina         |
| 1547. Syracuse City, New York                           | 1590. Granville County, North Carolina      |
| 1548. Tompkins County, New York                         | 1591. Greensboro City, North Carolina       |
| 1549. Troy City, New York                               | 1592. Guilford County, North Carolina       |
| 1550. Ulster County, New York                           | 1593. Halifax County, North Carolina        |
| 1551. Uniondale Fire District, New York                 | 1594. Haywood County, North Carolina        |
| 1552. Utica City, New York                              | 1595. Henderson City, North Carolina        |
| 1553. Valley Stream Village, New York                   | 1596. Hickory City, North Carolina          |
| 1554. Washington County, New York                       | 1597. Iredell County, North Carolina        |
| 1555. West Hampton Dunes, New York                      | 1598. Jacksonville City, North Carolina     |
| 1556. West Haverstraw Village, New York                 | 1599. Lee County, North Carolina            |
| 1557. West Hempstead Public Library,<br>New York        | 1600. Lincoln County, North Carolina        |
| 1558. Westbury Village, New York                        | 1601. Madison County, North Carolina        |
| 1559. Westchester County, New York                      | 1602. Martin County, North Carolina         |
| 1560. Wyoming County, New York                          | 1603. McDowell County, North Carolina       |
| 1561. Yonkers City, New York                            | 1604. Mecklenburg County, North<br>Carolina |
| 1562. Alamance County, North Carolina                   | 1605. Mitchell County, North Carolina       |
| 1563. Anson County, North Carolina                      | 1606. Moore County, North Carolina          |
| 1564. Ashe County, North Carolina                       | 1607. New Hanover County, North<br>Carolina |
| 1565. Beaufort County, North Carolina                   | 1608. Onslow County, North Carolina         |
| 1566. Bladen County, North Carolina                     | 1609. Orange County, North Carolina         |
| 1567. Brunswick County, North Carolina                  | 1610. Pamlico County, North Carolina        |
| 1568. Buncombe County, North Carolina                   | 1611. Pasquotank County, North Carolina     |
| 1569. Burke County, North Carolina                      | 1612. Person County, North Carolina         |
| 1570. Cabarrus County, North Carolina                   | 1613. Pitt County, North Carolina           |
|   | 1614. Polk County, North Carolina           |

- |  |   |
|--|---|
| 1615. Randolph County, North Carolina    | 1661. Williams County, North Dakota   |
| 1616. Richmond County, North Carolina    | 1662. Akron City, Ohio  |
| 1617. Robeson County, North Carolina     | 1663. Ashland City, Ohio  |
| 1618. Rockingham County, North Carolina  | 1664. Ashland County, Ohio  |
| 1619. Rowan County, North Carolina       | 1665. Ashtabula County, Ohio  |
| 1620. Rutherford County, North Carolina  | 1666. Athens County, Ohio   |
| 1621. Sampson County, North Carolina     | 1667. Auglaize County, Ohio   |
| 1622. Scotland County, North Carolina    | 1668. Aurora City, Ohio   |
| 1623. Stokes County, North Carolina      | 1669. Barberton City, Ohio  |
| 1624. Surry County, North Carolina       | 1670. Belmont County, Ohio  |
| 1625. Vance County, North Carolina       | 1671. Boardman Local Schools BOE, Ohio  |
| 1626. Watauga County, North Carolina     | 1672. Boston Heights Village, Ohio  |
| 1627. Wayne County, North Carolina       | 1673. Boston Township, Ohio   |
| 1628. Wilkes County, North Carolina      | 1674. Broadview Heights City, Ohio  |
| 1629. Wilmington City, North Carolina    | 1675. Brooklyn Heights Village, Ohio  |
| 1630. Winston-Salem City, North Carolina | 1676. Brown County, Ohio  |
| 1631. Yadkin County, North Carolina      | 1677. Butler County, Ohio   |
| 1632. Yancey County, North Carolina      | 1678. Champaign County, Ohio  |
| 1633. Barnes County, North Dakota        | 1679. Cincinnati City, Ohio   |
| 1634. Benson County, North Dakota        | 1680. Clermont County, Ohio   |
| 1635. Bismarck City, North Dakota        | 1681. Cleveland City, Ohio  |
| 1636. Burleigh County, North Dakota      | 1682. Clinton County, Ohio  |
| 1637. Devils Lake City, North Dakota     | 1683. Clinton Village, Ohio   |
| 1638. Dickey County, North Dakota        | 1684. Copley Township, Ohio   |
| 1639. Dunn County, North Dakota          | 1685. Coshocton County, Ohio  |
| 1640. Eddy County, North Dakota          | 1686. Coventry Township, Ohio   |
| 1641. Foster County, North Dakota        | 1687. Crawford County, Ohio   |
| 1642. Grand Forks County, North Dakota   | 1688. Cuyahoga County, Ohio   |
| 1643. Lamoure County, North Dakota       | 1689. Cuyahoga Falls City, Ohio   |
| 1644. Lisbon City, North Dakota          | 1690. Darke County, Ohio  |
| 1645. McKenzie County, North Dakota      | 1691. Dayton City, Ohio   |
| 1646. McLean County, North Dakota        | 1692. Delaware County, Ohio   |
| 1647. Mercer County, North Dakota        | 1693. East Cleveland City, Ohio   |
| 1648. Mountrail County, North Dakota     | 1694. Elyria City, Ohio   |
| 1649. Pembina County, North Dakota       | 1695. Erie County, Ohio   |
| 1650. Pierce County, North Dakota        | 1696. Euclid City, Ohio   |
| 1651. Ramsey County, North Dakota        | 1697. Fairfield City, Ohio  |
| 1652. Ransom County, North Dakota        | 1698. Fairfield County, Ohio  |
| 1653. Richland County, North Dakota      | 1699. Fairlawn City, Ohio   |
| 1654. Rolette County, North Dakota       | 1700. Fayette County, Ohio  |
| 1655. Sargent County, North Dakota       | 1701. Findlay City, Ohio  |
| 1656. Stark County, North Dakota         | 1702. Four County Board of Alcohol, Drug<br>Addiction and Mental Health<br>Services, Ohio |
| 1657. Towner County, North Dakota        | 1703. Franklin County, Ohio   |
| 1658. Walsh County, North Dakota         | 1704. Fulton County, Ohio   |
| 1659. Ward County, North Dakota          |   |
| 1660. Wells County, North Dakota         |   |

- |   |  |
|---|--|
| 1705. Gallia County, Ohio   | 1747. New Franklin City, Ohio                      |
| 1706. Garfield Heights City, Ohio   | 1748. Newburgh Heights Village, Ohio               |
| 1707. Geauga County, Ohio   | 1749. Noble County, Ohio                           |
| 1708. Green City, Ohio  | 1750. North Olmsted City, Ohio                     |
| 1709. Guernsey County, Ohio   | 1751. North Ridgeville City, Ohio                  |
| 1710. Hamilton City, Ohio   | 1752. North Royalton City, Ohio                    |
| 1711. Hamilton County, Ohio   | 1753. Norton City, Ohio                            |
| 1712. Hocking County, Ohio  | 1754. Olmsted Falls City, Ohio                     |
| 1713. Huron City, Ohio  | 1755. Painesville Township, Ohio                   |
| 1714. Huron County, Ohio  | 1756. Parma City, Ohio                             |
| 1715. Ironton City, Ohio  | 1757. Parma Heights City, Ohio                     |
| 1716. Jackson County, Ohio  | 1758. Peninsula Village, Ohio                      |
| 1717. Jefferson County, Ohio  | 1759. Perry County, Ohio                           |
| 1718. Kent City, Ohio   | 1760. Portage County, Ohio                         |
| 1719. Knox County, Ohio   | 1761. Portsmouth City, Ohio                        |
| 1720. Lake County, Ohio   | 1762. Ravenna City, Ohio                           |
| 1721. Lakemore Village, Ohio  | 1763. Richfield Village, Ohio                      |
| 1722. Lakewood City, Ohio   | 1764. Richland County Children's<br>Services, Ohio |
| 1723. Lawrence County, Ohio   | 1765. Ross County, Ohio                            |
| 1724. Lebanon City, Ohio  | 1766. Sandusky County, Ohio                        |
| 1725. Lexington Village, Ohio   | 1767. Scioto County, Ohio                          |
| 1726. Liberty Local Schools, Ohio   | 1768. Seneca County, Ohio                          |
| 1727. Licking County, Ohio  | 1769. Seven Hills City, Ohio                       |
| 1728. Logan County, Ohio  | 1770. Shelby County, Ohio                          |
| 1729. Lorain City, Ohio   | 1771. Silver Lake Village, Ohio                    |
| 1730. Lorain County, Ohio   | 1772. Springfield Township, Summit<br>County, Ohio |
| 1731. Lucas County, Ohio  | 1773. St. Mary's City, Ohio                        |
| 1732. Lucas County Children Services<br>Board Of Trustees, Ohio                                   | 1774. Stark County, Ohio                           |
| 1733. Lyndhurst City, Ohio  | 1775. Stow City, Ohio                              |
| 1734. Macedonia City, Ohio  | 1776. Strongsville City, Ohio                      |
| 1735. Marietta City, Ohio   | 1777. Summit County, Ohio                          |
| 1736. Marion County, Ohio   | 1778. Tallmadge City, Ohio                         |
| 1737. Mayfield Heights City, Ohio   | 1779. Toledo City, Ohio                            |
| 1738. Meigs County, Ohio  | 1780. Trumbull County, Ohio                        |
| 1739. Mental Health & Recovery Services<br>Board Of Allen, Auglaize, And<br>Hardin Counties, Ohio | 1781. Tuscarawas County, Ohio                      |
| 1740. Mental Health & Recovery Services<br>Board Of Lucas County, Ohio                            | 1782. Valley Fire District, Ohio                   |
| 1741. Mercer County, Ohio   | 1783. Van Wert City, Ohio                          |
| 1742. Middletown City, Ohio   | 1784. Van Wert County, Ohio                        |
| 1743. Mogadore Village, Ohio  | 1785. Warren City, Ohio                            |
| 1744. Montgomery County, Ohio   | 1786. Warrensville Heights, Ohio                   |
| 1745. Munroe Falls City, Ohio   | 1787. Washington County, Ohio                      |
| 1746. Muskingum County, Ohio  | 1788. Wayne County, Ohio                           |
|   | 1789. Wickliffe City, Ohio                         |
|   | 1790. Williams County, Ohio                        |

- |                                   |                                       |
|-----------------------------------|---------------------------------------|
| 1791. Ada City, Oklahoma          | 1837. McCurtain County, Oklahoma      |
| 1792. Altus City, Oklahoma        | 1838. Midwest City, Oklahoma          |
| 1793. Anadarko City, Oklahoma     | 1839. Muskogee City, Oklahoma         |
| 1794. Atoka County, Oklahoma      | 1840. Muskogee County, Oklahoma       |
| 1795. Beckham County, Oklahoma    | 1841. Mustang City, Oklahoma          |
| 1796. Bethany City, Oklahoma      | 1842. Noble County, Oklahoma          |
| 1797. Broken Arrow City, Oklahoma | 1843. Nowata County, Oklahoma         |
| 1798. Caddo County, Oklahoma      | 1844. Okfuskee County, Oklahoma       |
| 1799. Choctaw County, Oklahoma    | 1845. Oklahoma City, Oklahoma         |
| 1800. Cimarron County, Oklahoma   | 1846. Oklahoma County, Oklahoma       |
| 1801. Cleveland County, Oklahoma  | 1847. Okmulgee County, Oklahoma       |
| 1802. Coal County, Oklahoma       | 1848. Osage County, Oklahoma          |
| 1803. Collinsville City, Oklahoma | 1849. Ottawa County, Oklahoma         |
| 1804. Comanche County, Oklahoma   | 1850. Owasso City, Oklahoma           |
| 1805. Craig County, Oklahoma      | 1851. Pawnee County, Oklahoma         |
| 1806. Creek County, Oklahoma      | 1852. Payne County, Oklahoma          |
| 1807. Custer County, Oklahoma     | 1853. Pittsburg County, Oklahoma      |
| 1808. Delaware County, Oklahoma   | 1854. Ponca City, Oklahoma            |
| 1809. Dewey County, Oklahoma      | 1855. Pottawatomie County, Oklahoma   |
| 1810. Edmond City, Oklahoma       | 1856. Roger Mills County, Oklahoma    |
| 1811. El Reno City, Oklahoma      | 1857. Rogers County, Oklahoma         |
| 1812. Elk City, Oklahoma          | 1858. Seminole City, Oklahoma         |
| 1813. Enid City, Oklahoma         | 1859. Seminole County, Oklahoma       |
| 1814. Garvin County, Oklahoma     | 1860. Shawnee City, Oklahoma          |
| 1815. Grady County, Oklahoma      | 1861. Stephens County, Oklahoma       |
| 1816. Greer County, Oklahoma      | 1862. Stillwater City, Oklahoma       |
| 1817. Guthrie City, Oklahoma      | 1863. Texas County, Oklahoma          |
| 1818. Harmon County, Oklahoma     | 1864. Tillman County, Oklahoma        |
| 1819. Harper County, Oklahoma     | 1865. Tulsa City, Oklahoma            |
| 1820. Haskell County, Oklahoma    | 1866. Tulsa County, Oklahoma          |
| 1821. Hughes County, Oklahoma     | 1867. Washington County, Oklahoma     |
| 1822. Jackson County, Oklahoma    | 1868. Woods County, Oklahoma          |
| 1823. Jefferson County, Oklahoma  | 1869. Woodward County, Oklahoma       |
| 1824. Jenks City, Oklahoma        | 1870. Yukon City, Oklahoma            |
| 1825. Johnston County, Oklahoma   | 1871. Coos County, Oregon             |
| 1826. Kay County, Oklahoma        | 1872. Multnomah County, Oregon        |
| 1827. Kiowa County, Oklahoma      | 1873. Portland City, Oregon           |
| 1828. Latimer County, Oklahoma    | 1874. Adams County, Pennsylvania      |
| 1829. Lawton City, Oklahoma       | 1875. Allegheny County, Pennsylvania  |
| 1830. LeFlore County, Oklahoma    | 1876. Armstrong County, Pennsylvania  |
| 1831. Lincoln County, Oklahoma    | 1877. Beaver County, Pennsylvania     |
| 1832. Logan County, Oklahoma      | 1878. Bedford County, Pennsylvania    |
| 1833. Love County, Oklahoma       | 1879. Bensalem Township, Pennsylvania |
| 1834. Major County, Oklahoma      | 1880. Bradford County, Pennsylvania   |
| 1835. Mayes County, Oklahoma      | 1881. Bristol Township, Pennsylvania  |
| 1836. McClain County, Oklahoma    | 1882. Bucks County, Pennsylvania      |

1883. Cambria County, Pennsylvania
1884. Carbon County, Pennsylvania
1885. Clarion County, Pennsylvania
1886. Clinton County, Pennsylvania
1887. Coatesville City, Pennsylvania
1888. Columbia County, Pennsylvania
1889. Dauphin County, Pennsylvania
1890. Delaware County, Pennsylvania
1891. District Attorney of Allegheny County, Pennsylvania
1892. District Attorney of Beaver County, Pennsylvania
1893. District Attorney of Berks County, Pennsylvania
1894. District Attorney of Bucks County, Pennsylvania
1895. District Attorney of Butler County, Pennsylvania
1896. District Attorney of Chester County, Pennsylvania
1897. District Attorney of Clearfield County, Pennsylvania
1898. District Attorney of Dauphin County, Pennsylvania
1899. District Attorney of Delaware County, Pennsylvania
1900. District Attorney of Erie County, Pennsylvania
1901. District Attorney of Lawrence County, Pennsylvania
1902. District Attorney of Lehigh County, Pennsylvania
1903. District Attorney of Northampton County, Pennsylvania
1904. District Attorney of Philadelphia, Pennsylvania
1905. District Attorney of Westmoreland County, Pennsylvania
1906. District Attorney of Wyoming County, Pennsylvania
1907. Edwardsville Borough, Pennsylvania
1908. Erie County, Pennsylvania
1909. Exeter Borough, Pennsylvania
1910. Fairview Township, Luzerne County, Pennsylvania
1911. Fayette County, Pennsylvania
1912. Forty Fort Borough, Pennsylvania
1913. Franklin County, Pennsylvania
1914. Greene County, Pennsylvania
1915. Hanover Township, Luzerne County, Pennsylvania
1916. Hazleton City, Pennsylvania
1917. Huntingdon County, Pennsylvania
1918. Indiana County, Pennsylvania
1919. Kingston Borough, Pennsylvania
1920. Lackawanna County, Pennsylvania
1921. Lawrence County, Pennsylvania
1922. Lehigh County, Pennsylvania
1923. Lock Haven City, Pennsylvania
1924. Lower Makefield Township, Pennsylvania
1925. Luzerne County, Pennsylvania
1926. Lycoming County, Pennsylvania
1927. Mercer County, Pennsylvania
1928. Middletown Township, Bucks County, Pennsylvania
1929. Monroe County, Pennsylvania
1930. Morrisville Borough, Pennsylvania
1931. Nanticoke City, Pennsylvania
1932. Newtown Township, Bucks County, Pennsylvania
1933. Norristown Municipality, Pennsylvania
1934. Northampton County, Pennsylvania
1935. Northumberland County, Pennsylvania
1936. Philadelphia City / Philadelphia County, Pennsylvania
1937. Pike County, Pennsylvania
1938. Pittsburgh City, Pennsylvania
1939. Plains Township, Pennsylvania
1940. Schuylkill County, Pennsylvania
1941. Sugar Notch Borough, Pennsylvania
1942. Tioga County, Pennsylvania
1943. Warminster Township, Pennsylvania
1944. Warrington Township, Pennsylvania
1945. Washington County, Pennsylvania
1946. West Norriton Township, Pennsylvania
1947. West Pittston, Pennsylvania
1948. Westmoreland County, Pennsylvania
1949. Wilkes-Barre City, Pennsylvania

1950. Wilkes-Barre Township, Pennsylvania
1951. Wright Township, Pennsylvania
1952. Wyoming Borough, Pennsylvania
1953. Wyoming County, Pennsylvania
1954. Aibonito Municipality, Puerto Rico
1955. Aguada Municipality, Puerto Rico
1956. Aguadilla Municipality, Puerto Rico
1957. Anasco Municipality, Puerto Rico
1958. Arecibo Municipality, Puerto Rico
1959. Barranquitas Municipality, Puerto Rico
1960. Cabo Rojo Municipality, Puerto Rico
1961. Camuy Municipality, Puerto Rico
1962. Canovanas Municipality, Puerto Rico
1963. Cayey Municipality, Puerto Rico
1964. Comerio Municipality, Puerto Rico
1965. Dorado Municipality, Puerto Rico
1966. Fajardo Municipality, Puerto Rico
1967. Guanica Municipality, Puerto Rico
1968. Guayanilla Municipality, Puerto Rico
1969. Hatillo Municipality, Puerto Rico
1970. Hormigueros Municipality, Puerto Rico
1971. Isabela Municipality, Puerto Rico
1972. Jayuya Municipality, Puerto Rico
1973. Juana Diaz Municipality, Puerto Rico
1974. Juncos Municipality, Puerto Rico
1975. Lares Municipality, Puerto Rico
1976. Las Marias Municipality, Puerto Rico
1977. Loiza Municipality, Puerto Rico
1978. Manati Municipality, Puerto Rico
1979. Maricao Municipality, Puerto Rico
1980. Moca Municipality, Puerto Rico
1981. Morovis Municipality, Puerto Rico
1982. Orocovis Municipality, Puerto Rico
1983. Penuelas Municipality, Puerto Rico
1984. Ponce Municipality, Puerto Rico
1985. Quebradillas Municipality, Puerto Rico
1986. Rincon Municipality, Puerto Rico
1987. Rio Grande Municipality, Puerto Rico
1988. Sabana Grande Municipality, Puerto Rico
1989. Salinas Municipality, Puerto Rico
1990. San German Municipality, Puerto Rico
1991. San Juan Municipality, Puerto Rico
1992. San Lorenzo Municipality, Puerto Rico
1993. Santa Isabel Municipality, Puerto Rico
1994. Toa Alta Municipality, Puerto Rico
1995. Trujillo Alto Municipality, Puerto Rico
1996. Vega Alta Municipality, Puerto Rico
1997. Vega Baja Municipality, Puerto Rico
1998. Yabucoa Municipality, Puerto Rico
1999. Barrington Town, Rhode Island
2000. Bristol Town, Rhode Island
2001. Burrillville Town, Rhode Island
2002. Central Falls City, Rhode Island
2003. Charlestown Town, Rhode Island
2004. Coventry Town, Rhode Island
2005. Cranston City, Rhode Island
2006. Cumberland Town, Rhode Island
2007. East Greenwich Town, Rhode Island
2008. East Providence City, Rhode Island
2009. Foster Town, Rhode Island
2010. Glocester Town, Rhode Island
2011. Hopkinton Town, Rhode Island
2012. Jamestown Town, Rhode Island
2013. Johnston Town, Rhode Island
2014. Middletown Town, Rhode Island
2015. Narragansett Town, Rhode Island
2016. Newport City, Rhode Island
2017. North Kingstown Town, Rhode Island
2018. North Providence Town, Rhode Island
2019. Pawtucket City, Rhode Island
2020. Portsmouth Town, Rhode Island
2021. Richmond Town, Rhode Island
2022. Scituate Town, Rhode Island
2023. Smithfield Town, Rhode Island



- |   |   |
|---|---|
| 2024. South Kingstown Town, Rhode Island            | 2067. Marlboro County, South Carolina       |
| 2025. Warren Town, Rhode Island                     | 2068. McCormick County, South Carolina      |
| 2026. Warwick City, Rhode Island                    | 2069. Mt. Pleasant Town, South Carolina     |
| 2027. West Greenwich Town, Rhode Island             | 2070. Myrtle Beach City, South Carolina     |
| 2028. West Warwick Town, Rhode Island               | 2071. Newberry County, South Carolina       |
| 2029. Westerly Town, Rhode Island                   | 2072. North Charleston City, South Carolina |
| 2030. Woonsocket City, Rhode Island                 | 2073. Oconee County, South Carolina         |
| 2031. Abbeville County, South Carolina              | 2074. Orangeburg City, South Carolina       |
| 2032. Aiken County, South Carolina                  | 2075. Orangeburg County, South Carolina     |
| 2033. Allendale County, South Carolina              | 2076. Pickens County, South Carolina        |
| 2034. Anderson County, South Carolina               | 2077. Richland County, South Carolina       |
| 2035. Bamberg County, South Carolina                | 2078. Saluda County, South Carolina         |
| 2036. Barnwell County, South Carolina               | 2079. Spartanburg County, South Carolina    |
| 2037. Beaufort County, South Carolina               | 2080. Summerville Town, South Carolina      |
| 2038. Berkeley County, South Carolina               | 2081. Sumter County, South Carolina         |
| 2039. Calhoun County, South Carolina                | 2082. Union County, South Carolina          |
| 2040. Charleston City, South Carolina               | 2083. Williamsburg County, South Carolina   |
| 2041. Charleston County, South Carolina             | 2084. York County, South Carolina           |
| 2042. Cherokee County, South Carolina               | 2085. Alexandria Town, Tennessee            |
| 2043. Chester City, South Carolina                  | 2086. Algood City, Tennessee                |
| 2044. Chester County, South Carolina                | 2087. Anderson County, Tennessee            |
| 2045. Chesterfield County, South Carolina           | 2088. Arlington Town, Tennessee             |
| 2046. Clarendon County, South Carolina              | 2089. Baxter Town, Tennessee                |
| 2047. Colleton County, South Carolina               | 2090. Bedford County, Tennessee             |
| 2048. Dillon County, South Carolina                 | 2091. Bledsoe County, Tennessee             |
| 2049. Dorchester County, South Carolina             | 2092. Blount County, Tennessee              |
| 2050. Edgefield County, South Carolina              | 2093. Bradley County, Tennessee             |
| 2051. Fairfield County, South Carolina              | 2094. Campbell County, Tennessee            |
| 2052. Florence County, South Carolina               | 2095. Celina City, Tennessee                |
| 2053. Georgetown City, South Carolina               | 2096. Centertown Town, Tennessee            |
| 2054. Georgetown County, South Carolina             | 2097. Claiborne County, Tennessee           |
| 2055. Greenville County, South Carolina             | 2098. Clay County, Tennessee                |
| 2056. Greenwood County, South Carolina              | 2099. Clifton City, Tennessee               |
| 2057. Hampton County, South Carolina                | 2100. Cocke County, Tennessee               |
| 2058. Horry County, South Carolina                  | 2101. Columbia City, Tennessee              |
| 2059. Jasper County, South Carolina                 | 2102. Cookeville City, Tennessee            |
| 2060. Kershaw County, South Carolina                | 2103. Cornersville Town, Tennessee          |
| 2061. Kershaw County Hospital Board, South Carolina | 2104. Crossville City, Tennessee            |
| 2062. Lancaster County, South Carolina              | 2105. Cumberland County, Tennessee          |
| 2063. Laurens County, South Carolina                | 2106. De Kalb County, Tennessee             |
| 2064. Lee County, South Carolina                    | 2107. Eagleville City, Tennessee            |
| 2065. Lexington County, South Carolina              | 2108. Fayetteville City, Tennessee          |
| 2066. Marion County, South Carolina                 | 2109. Franklin County, Tennessee            |
|   | 2110. Gatlinburg City, Tennessee            |

- |  |  |
|--|--|
| 2111. Giles County, Tennessee  | 2152. Van Buren County, Tennessee  |
| 2112. Grainger County, Tennessee   | 2153. Warren County, Tennessee   |
| 2113. Greene County, Tennessee   | 2154. Wartrace Town, Tennessee   |
| 2114. Grundy County, Tennessee   | 2155. Washington County, Tennessee   |
| 2115. Hamblen County Board of<br>Education, Tennessee  | 2156. Wayne County, Tennessee  |
| 2116. Hamilton County, Tennessee   | 2157. White County, Tennessee  |
| 2117. Hancock County Board of<br>Education, Tennessee  | 2158. Williamson County, Tennessee   |
| 2118. Hawkins County, Tennessee  | 2159. Angelina County, Texas   |
| 2119. Jefferson County, Tennessee  | 2160. Bailey County, Texas   |
| 2120. Knox County, Tennessee   | 2161. Bexar County, Texas  |
| 2121. Knoxville City, Tennessee  | 2162. Bowie County, Texas  |
| 2122. La Vergene City, Tennessee   | 2163. Brazos County, Texas   |
| 2123. Lewisburg City, Tennessee  | 2164. Camp County, Texas   |
| 2124. Loudon County, Tennessee   | 2165. Cherokee County, Texas   |
| 2125. Lynchburg City / Moore County<br>(Lynchburg-Moore County<br>Metropolitan Government),<br>Tennessee | 2166. Clay County, Texas   |
| 2126. Madison County, Tennessee  | 2167. Coryell County, Texas  |
| 2127. Marion County, Tennessee   | 2168. Dallas County, Texas   |
| 2128. Marshall County, Tennessee   | 2169. Dallas County Hospital District d/b/a<br>Parkland Health Hospital System,<br>Texas |
| 2129. McMinn County, Tennessee   | 2170. Duval County, Texas  |
| 2130. Meigs County, Tennessee  | 2171. Eagle Pass City, Texas   |
| 2131. Memphis City, Tennessee  | 2172. El Campo Memorial Hospital, Texas  |
| 2132. Millington City, Tennessee   | 2173. Ellis County, Texas  |
| 2133. Monroe County, Tennessee   | 2174. Freestone County, Texas  |
| 2134. Mount Pleasant City, Tennessee   | 2175. Guadalupe Valley Hospital a/k/a<br>Guadalupe Regional Medical Center,<br>Texas     |
| 2135. Murfreesboro City, Tennessee   | 2176. Harris County Hospital District d/b/a<br>Harris Health System, Texas               |
| 2136. Pickett County, Tennessee  | 2177. Henderson County, Texas  |
| 2137. Polk County, Tennessee   | 2178. Jim Hogg County, Texas   |
| 2138. Putnam County, Tennessee   | 2179. Jim Wells County, Texas  |
| 2139. Rhea County, Tennessee   | 2180. Johnson County, Texas  |
| 2140. Roane County, Tennessee  | 2181. Kaufman County, Texas  |
| 2141. Rutherford County, Tennessee   | 2182. Kleberg County, Texas  |
| 2142. Rutledge Town, Tennessee   | 2183. Lamar County, Texas  |
| 2143. Sequatchie County, Tennessee   | 2184. Laredo City, Texas   |
| 2144. Sevier County, Tennessee   | 2185. Maverick County, Texas   |
| 2145. Shelby County, Tennessee   | 2186. McLennan County, Texas   |
| 2146. Shelbyville City, Tennessee  | 2187. Montgomery County, Texas   |
| 2147. Smithville City, Tennessee   | 2188. Ochiltree County Hospital District,<br>Texas                                       |
| 2148. Sparta City, Tennessee   | 2189. Palo Pinto County Hospital District<br>a/k/a Palo Pinto General Hospital,<br>Texas |
| 2149. Spencer Town, Tennessee  |  |
| 2150. Spring Hill City, Tennessee  |  |
| 2151. Union County, Tennessee  |  |

- |   |                                      |
|---|--------------------------------------|
| 2190. Polk County, Texas  | 2234. St. Albans City, Vermont       |
| 2191. Rockwall County, Texas                                      | 2235. Accomack County, Virginia      |
| 2192. Rusk County, Texas  | 2236. Alexandria City, Virginia      |
| 2193. San Antonio City, Texas                                     | 2237. Alleghany County, Virginia     |
| 2194. Smith County, Texas   | 2238. Amherst County, Virginia       |
| 2195. Stephens County, Texas                                      | 2239. Arlington County, Virginia     |
| 2196. Tarrant County, Texas                                       | 2240. Botetourt County, Virginia     |
| 2197. Tarrant County Hospital District<br>d/b/a JPS Health, Texas | 2241. Bristol City, Virginia         |
| 2198. Titus County, Texas   | 2242. Buchanan County, Virginia      |
| 2199. Walker County, Texas  | 2243. Buena Vista City, Virginia     |
| 2200. Webb County, Texas  | 2244. Carroll County, Virginia       |
| 2201. West Wharton County Hospital<br>District, Texas             | 2245. Charlotte County, Virginia     |
| 2202. Wichita County, Texas                                       | 2246. Chesapeake City, Virginia      |
| 2203. Williamson County, Texas                                    | 2247. Chesterfield County, Virginia  |
| 2204. Zavala County, Texas  | 2248. Covington City, Virginia       |
| 2205. Beaver County, Utah   | 2249. Culpeper County, Virginia      |
| 2206. Cache County, Utah  | 2250. Cumberland County, Virginia    |
| 2207. Daggett County, Utah  | 2251. Danville City, Virginia        |
| 2208. Davis County, Utah  | 2252. Dickenson County, Virginia     |
| 2209. Duchesne County, Utah                                       | 2253. Dinwiddie County, Virginia     |
| 2210. Emery County, Utah  | 2254. Emporia City, Virginia         |
| 2211. Garfield County, Utah                                       | 2255. Fairfax City, Virginia         |
| 2212. Iron County, Utah   | 2256. Fairfax County, Virginia       |
| 2213. Juab County, Utah   | 2257. Fauquier County, Virginia      |
| 2214. Kane County, Utah   | 2258. Floyd County, Virginia         |
| 2215. Millard County, Utah  | 2259. Franklin County, Virginia      |
| 2216. Piute County, Utah  | 2260. Frederick County, Virginia     |
| 2217. Rich County, Utah   | 2261. Fredericksburg City, Virginia  |
| 2218. Salt Lake County, Utah                                      | 2262. Galax City, Virginia           |
| 2219. San Juan County, Utah                                       | 2263. Giles County, Virginia         |
| 2220. Sanpete County, Utah  | 2264. Goochland County, Virginia     |
| 2221. Sevier County, Utah   | 2265. Greensville County, Virginia   |
| 2222. Summit County, Utah   | 2266. Halifax County, Virginia       |
| 2223. Tooele County, Utah   | 2267. Henrico County, Virginia       |
| 2224. Tri-County Health Department, Utah                          | 2268. Henry County, Virginia         |
| 2225. Uintah County, Utah   | 2269. Hopewell City, Virginia        |
| 2226. Utah County, Utah   | 2270. Isle of Wight County, Virginia |
| 2227. Wasatch County, Utah  | 2271. King & Queen County, Virginia  |
| 2228. Washington County, Utah                                     | 2272. Lee County, Virginia           |
| 2229. Wayne County, Utah  | 2273. Lexington City, Virginia       |
| 2230. Weber County, Utah  | 2274. Loudoun County, Virginia       |
| 2231. Bennington Town, Vermont                                    | 2275. Louisa County, Virginia        |
| 2232. Brattleboro Town, Vermont                                   | 2276. Madison County, Virginia       |
| 2233. Sharon Town, Vermont  | 2277. Martinsville City, Virginia    |
|   | 2278. Mecklenburg County, Virginia   |
|   | 2279. Montgomery County, Virginia    |

- |   |                                      |
|---|--------------------------------------|
| 2280. Norfolk City, Virginia                      | 2325. Lewis County, Washington       |
| 2281. Northampton County, Virginia                | 2326. Lincoln County, Washington     |
| 2282. Northumberland County, Virginia             | 2327. Mount Vernon City, Washington  |
| 2283. Norton City, Virginia                       | 2328. Olympia City, Washington       |
| 2284. Page County, Virginia                       | 2329. Pierce County, Washington      |
| 2285. Patrick County, Virginia                    | 2330. Sedro-Woolley City, Washington |
| 2286. Pittsylvania County, Virginia               | 2331. Skagit County, Washington      |
| 2287. Portsmouth City, Virginia                   | 2332. Spokane City, Washington       |
| 2288. Prince George County, Virginia              | 2333. Spokane County, Washington     |
| 2289. Prince William County, Virginia             | 2334. Tacoma City, Washington        |
| 2290. Pulaski County, Virginia                    | 2335. Thurston County, Washington    |
| 2291. Radford City, Virginia                      | 2336. Vancouver City, Washington     |
| 2292. Richmond City, Virginia                     | 2337. Walla Walla County, Washington |
| 2293. Richmond County, Virginia                   | 2338. Whatcom County, Washington     |
| 2294. Roanoke City, Virginia                      | 2339. Adams County, Wisconsin        |
| 2295. Roanoke County, Virginia                    | 2340. Ashland County, Wisconsin      |
| 2296. Rockbridge County, Virginia                 | 2341. Barron County, Wisconsin       |
| 2297. Salem City, Virginia                        | 2342. Bayfield County, Wisconsin     |
| 2298. Scott County, Virginia                      | 2343. Brown County, Wisconsin        |
| 2299. Shenandoah County, Virginia                 | 2344. Buffalo County, Wisconsin      |
| 2300. Sheriff of Virginia Beach City,<br>Virginia | 2345. Burnett County, Wisconsin      |
| 2301. Smyth County, Virginia                      | 2346. Calumet County, Wisconsin      |
| 2302. Stafford County, Virginia                   | 2347. Chippewa County, Wisconsin     |
| 2303. Tazewell County, Virginia                   | 2348. Clark County, Wisconsin        |
| 2304. Virginia Beach City, Virginia               | 2349. Columbia County, Wisconsin     |
| 2305. Warren County, Virginia                     | 2350. Crawford County, Wisconsin     |
| 2306. Washington County, Virginia                 | 2351. Cudahy City, Wisconsin         |
| 2307. Waynesboro City, Virginia                   | 2352. Dane County, Wisconsin         |
| 2308. Westmoreland County, Virginia               | 2353. Dodge County, Wisconsin        |
| 2309. Winchester City, Virginia                   | 2354. Door County, Wisconsin         |
| 2310. Wise County, Virginia                       | 2355. Douglas County, Wisconsin      |
| 2311. Wythe County, Virginia                      | 2356. Dunn County, Wisconsin         |
| 2312. Bainbridge Island City, Washington          | 2357. Eau Claire County, Wisconsin   |
| 2313. Burlington City, Washington                 | 2358. Florence County, Wisconsin     |
| 2314. Chelan County, Washington                   | 2359. Fond du Lac County, Wisconsin  |
| 2315. Clallam County, Washington                  | 2360. Forest County, Wisconsin       |
| 2316. Clark County, Washington                    | 2361. Franklin City, Wisconsin       |
| 2317. Franklin County, Washington                 | 2362. Grant County, Wisconsin        |
| 2318. Island County, Washington                   | 2363. Green County, Wisconsin        |
| 2319. Jefferson County, Washington                | 2364. Green Lake County, Wisconsin   |
| 2320. Kent City, Washington                       | 2365. Greenfield City, Wisconsin     |
| 2321. King County, Washington                     | 2366. Iowa County, Wisconsin         |
| 2322. Kirkland City, Washington                   | 2367. Iron County, Wisconsin         |
| 2323. Kittitas County, Washington                 | 2368. Jackson County, Wisconsin      |
| 2324. Kitsap County, Washington                   | 2369. Jefferson County, Wisconsin    |
|   | 2370. Juneau County, Wisconsin       |

- |   |                                   |
|---|-----------------------------------|
| 2371. Kenosha City, Wisconsin             | 2417. Waushara County, Wisconsin  |
| 2372. Kenosha County, Wisconsin           | 2418. Wauwatosa City, Wisconsin   |
| 2373. Kewaunee County, Wisconsin          | 2419. West Allis City, Wisconsin  |
| 2374. La Crosse County, Wisconsin         | 2420. Winnebago County, Wisconsin |
| 2375. Lafayette County, Wisconsin         | 2421. Wood County, Wisconsin      |
| 2376. Langlade County, Wisconsin          | 2422. Sheridan City, Wyoming      |
| 2377. Lincoln County, Wisconsin           |                                   |
| 2378. Manitowoc County, Wisconsin         |                                   |
| 2379. Marathon County, Wisconsin          |                                   |
| 2380. Marinette City, Wisconsin           |                                   |
| 2381. Marinette County, Wisconsin         |                                   |
| 2382. Marquette County, Wisconsin         |                                   |
| 2383. Menominee County, Wisconsin         |                                   |
| 2384. Milwaukee City, Wisconsin           |                                   |
| 2385. Milwaukee County, Wisconsin         |                                   |
| 2386. Monroe County, Wisconsin            |                                   |
| 2387. Oak Creek City, Wisconsin           |                                   |
| 2388. Oconto County, Wisconsin            |                                   |
| 2389. Oneida County, Wisconsin            |                                   |
| 2390. Outagamie County, Wisconsin         |                                   |
| 2391. Ozaukee County, Wisconsin           |                                   |
| 2392. Pepin County, Wisconsin             |                                   |
| 2393. Pierce County, Wisconsin            |                                   |
| 2394. Pleasant Prairie Village, Wisconsin |                                   |
| 2395. Portage County, Wisconsin           |                                   |
| 2396. Price County, Wisconsin             |                                   |
| 2397. Racine County, Wisconsin            |                                   |
| 2398. Richland County, Wisconsin          |                                   |
| 2399. Rock County, Wisconsin              |                                   |
| 2400. Rusk County, Wisconsin              |                                   |
| 2401. Sauk County, Wisconsin              |                                   |
| 2402. Sawyer County, Wisconsin            |                                   |
| 2403. Shawano County, Wisconsin           |                                   |
| 2404. Sheboygan County, Wisconsin         |                                   |
| 2405. South Milwaukee City, Wisconsin     |                                   |
| 2406. St. Croix County, Wisconsin         |                                   |
| 2407. Superior City, Wisconsin            |                                   |
| 2408. Taylor County, Wisconsin            |                                   |
| 2409. Trempealeau County, Wisconsin       |                                   |
| 2410. Vernon County, Wisconsin            |                                   |
| 2411. Vilas County, Wisconsin             |                                   |
| 2412. Walworth County, Wisconsin          |                                   |
| 2413. Washburn County, Wisconsin          |                                   |
| 2414. Washington County, Wisconsin        |                                   |
| 2415. Waukesha County, Wisconsin          |                                   |
| 2416. Waupaca County, Wisconsin           |                                   |

**EXHIBIT D**

**[Intentionally Omitted]**

**EXHIBIT E**

**List of Opioid Remediation Uses**

**Schedule A**  
**Core Strategies**

Settling States and Participating Subdivisions listed on Exhibit G may choose from among the abatement strategies listed in Schedule B. However, priority may be given to the following core abatement strategies (“*Core Strategies*”).<sup>1</sup>

**A. NALOXONE OR OTHER FDA-APPROVED DRUG TO REVERSE OPIOID OVERDOSES**

1. Expand training for first responders, schools, community support groups and families; and
2. Increase distribution to individuals who are uninsured or whose insurance does not cover the needed service.

**B. MEDICATION-ASSISTED TREATMENT (“MAT”) DISTRIBUTION AND OTHER OPIOID-RELATED TREATMENT**

1. Increase distribution of MAT to individuals who are uninsured or whose insurance does not cover the needed service;
2. Provide education to school-based and youth-focused programs that discourage or prevent misuse;
3. Provide MAT education and awareness training to healthcare providers, EMTs, law enforcement, and other first responders; and
4. Provide treatment and recovery support services such as residential and inpatient treatment, intensive outpatient treatment, outpatient therapy or counseling, and recovery housing that allow or integrate medication and with other support services.

---

<sup>1</sup> As used in this Schedule A, words like “expand,” “fund,” “provide” or the like shall not indicate a preference for new or existing programs.

**C. PREGNANT & POSTPARTUM WOMEN**

1. Expand Screening, Brief Intervention, and Referral to Treatment (“*SBIRT*”) services to non-Medicaid eligible or uninsured pregnant women;
2. Expand comprehensive evidence-based treatment and recovery services, including MAT, for women with co-occurring Opioid Use Disorder (“*OUD*”) and other Substance Use Disorder (“*SUD*”) /Mental Health disorders for uninsured individuals for up to 12 months postpartum; and
3. Provide comprehensive wrap-around services to individuals with OUD, including housing, transportation, job placement/training, and childcare.

**D. EXPANDING TREATMENT FOR NEONATAL ABSTINENCE SYNDROME (“*NAS*”)**

1. Expand comprehensive evidence-based and recovery support for NAS babies;
2. Expand services for better continuum of care with infant-need dyad; and
3. Expand long-term treatment and services for medical monitoring of NAS babies and their families.

**E. EXPANSION OF WARM HAND-OFF PROGRAMS AND RECOVERY SERVICES**

1. Expand services such as navigators and on-call teams to begin MAT in hospital emergency departments;
2. Expand warm hand-off services to transition to recovery services;
3. Broaden scope of recovery services to include co-occurring SUD or mental health conditions;
4. Provide comprehensive wrap-around services to individuals in recovery, including housing, transportation, job placement/training, and childcare; and



5. Hire additional social workers or other behavioral health workers to facilitate expansions above.

**F. TREATMENT FOR INCARCERATED POPULATION**

1. Provide evidence-based treatment and recovery support, including MAT for persons with OUD and co-occurring SUD/MH disorders within and transitioning out of the criminal justice system; and
2. Increase funding for jails to provide treatment to inmates with OUD.

**G. PREVENTION PROGRAMS**

1. Funding for media campaigns to prevent opioid use (similar to the FDA's "Real Cost" campaign to prevent youth from misusing tobacco);
2. Funding for evidence-based prevention programs in schools;
3. Funding for medical provider education and outreach regarding best prescribing practices for opioids consistent with the CDC guidelines, including providers at hospitals (academic detailing);
4. Funding for community drug disposal programs; and
5. Funding and training for first responders to participate in pre-arrest diversion programs, post-overdose response teams, or similar strategies that connect at-risk individuals to behavioral health services and supports.

**H. EXPANDING SYRINGE SERVICE PROGRAMS**

1. Provide comprehensive syringe services programs with more wrap-around services, including linkage to OUD treatment, access to sterile syringes and linkage to care and treatment of infectious diseases.

**I. EVIDENCE-BASED DATA COLLECTION AND RESEARCH ANALYZING THE EFFECTIVENESS OF THE ABATEMENT STRATEGIES WITHIN THE STATE**

## Schedule B Approved Uses

Support treatment of Opioid Use Disorder (OUD) and any co-occurring Substance Use Disorder or Mental Health (SUD/MH) conditions through evidence-based or evidence-informed programs or strategies that may include, but are not limited to, the following:

PART ONE: TREATMENT
---------------------

### A. TREAT OPIOID USE DISORDER (OUD)

Support treatment of Opioid Use Disorder (“*OUD*”) and any co-occurring Substance Use Disorder or Mental Health (“*SUD/MH*”) conditions through evidence-based or evidence-informed programs or strategies that may include, but are not limited to, those that:<sup>2</sup>

1. Expand availability of treatment for OUD and any co-occurring SUD/MH conditions, including all forms of Medication-Assisted Treatment (“*MAT*”) approved by the U.S. Food and Drug Administration.
2. Support and reimburse evidence-based services that adhere to the American Society of Addiction Medicine (“*ASAM*”) continuum of care for OUD and any co-occurring SUD/MH conditions.
3. Expand telehealth to increase access to treatment for OUD and any co-occurring SUD/MH conditions, including MAT, as well as counseling, psychiatric support, and other treatment and recovery support services.
4. Improve oversight of Opioid Treatment Programs (“*OTPs*”) to assure evidence-based or evidence-informed practices such as adequate methadone dosing and low threshold approaches to treatment.
5. Support mobile intervention, treatment, and recovery services, offered by qualified professionals and service providers, such as peer recovery coaches, for persons with OUD and any co-occurring SUD/MH conditions and for persons who have experienced an opioid overdose.
6. Provide treatment of trauma for individuals with OUD (*e.g.*, violence, sexual assault, human trafficking, or adverse childhood experiences) and family members (*e.g.*, surviving family members after an overdose or overdose fatality), and training of health care personnel to identify and address such trauma.

---

<sup>2</sup> As used in this Schedule B, words like “expand,” “fund,” “provide” or the like shall not indicate a preference for new or existing programs.

7. Support evidence-based withdrawal management services for people with OUD and any co-occurring mental health conditions.
8. Provide training on MAT for health care providers, first responders, students, or other supporting professionals, such as peer recovery coaches or recovery outreach specialists, including telementoring to assist community-based providers in rural or underserved areas.
9. Support workforce development for addiction professionals who work with persons with OUD and any co-occurring SUD/MH conditions.
10. Offer fellowships for addiction medicine specialists for direct patient care, instructors, and clinical research for treatments.
11. Offer scholarships and supports for behavioral health practitioners or workers involved in addressing OUD and any co-occurring SUD/MH or mental health conditions, including, but not limited to, training, scholarships, fellowships, loan repayment programs, or other incentives for providers to work in rural or underserved areas.
12. Provide funding and training for clinicians to obtain a waiver under the federal Drug Addiction Treatment Act of 2000 (“*DATA 2000*”) to prescribe MAT for OUD, and provide technical assistance and professional support to clinicians who have obtained a DATA 2000 waiver.
13. Disseminate web-based training curricula, such as the American Academy of Addiction Psychiatry’s Provider Clinical Support Service–Opioids web-based training curriculum and motivational interviewing.
14. Develop and disseminate new curricula, such as the American Academy of Addiction Psychiatry’s Provider Clinical Support Service for Medication–Assisted Treatment.

**B. SUPPORT PEOPLE IN TREATMENT AND RECOVERY**

Support people in recovery from OUD and any co-occurring SUD/MH conditions through evidence-based or evidence-informed programs or strategies that may include, but are not limited to, the programs or strategies that:

1. Provide comprehensive wrap-around services to individuals with OUD and any co-occurring SUD/MH conditions, including housing, transportation, education, job placement, job training, or childcare.
2. Provide the full continuum of care of treatment and recovery services for OUD and any co-occurring SUD/MH conditions, including supportive housing, peer support

services and counseling, community navigators, case management, and connections to community-based services.

3. Provide counseling, peer-support, recovery case management and residential treatment with access to medications for those who need it to persons with OUD and any co-occurring SUD/MH conditions.
4. Provide access to housing for people with OUD and any co-occurring SUD/MH conditions, including supportive housing, recovery housing, housing assistance programs, training for housing providers, or recovery housing programs that allow or integrate FDA-approved medication with other support services.
5. Provide community support services, including social and legal services, to assist in deinstitutionalizing persons with OUD and any co-occurring SUD/MH conditions.
6. Support or expand peer-recovery centers, which may include support groups, social events, computer access, or other services for persons with OUD and any co-occurring SUD/MH conditions.
7. Provide or support transportation to treatment or recovery programs or services for persons with OUD and any co-occurring SUD/MH conditions.
8. Provide employment training or educational services for persons in treatment for or recovery from OUD and any co-occurring SUD/MH conditions.
9. Identify successful recovery programs such as physician, pilot, and college recovery programs, and provide support and technical assistance to increase the number and capacity of high-quality programs to help those in recovery.
10. Engage non-profits, faith-based communities, and community coalitions to support people in treatment and recovery and to support family members in their efforts to support the person with OUD in the family.
11. Provide training and development of procedures for government staff to appropriately interact and provide social and other services to individuals with or in recovery from OUD, including reducing stigma.
12. Support stigma reduction efforts regarding treatment and support for persons with OUD, including reducing the stigma on effective treatment.
13. Create or support culturally appropriate services and programs for persons with OUD and any co-occurring SUD/MH conditions, including new Americans.
14. Create and/or support recovery high schools.

15. Hire or train behavioral health workers to provide or expand any of the services or supports listed above.

**C. CONNECT PEOPLE WHO NEED HELP TO THE HELP THEY NEED  
(CONNECTIONS TO CARE)**

Provide connections to care for people who have—or are at risk of developing—OUD and any co-occurring SUD/MH conditions through evidence-based or evidence-informed programs or strategies that may include, but are not limited to, those that:

1. Ensure that health care providers are screening for OUD and other risk factors and know how to appropriately counsel and treat (or refer if necessary) a patient for OUD treatment.
2. Fund SBIRT programs to reduce the transition from use to disorders, including SBIRT services to pregnant women who are uninsured or not eligible for Medicaid.
3. Provide training and long-term implementation of SBIRT in key systems (health, schools, colleges, criminal justice, and probation), with a focus on youth and young adults when transition from misuse to opioid disorder is common.
4. Purchase automated versions of SBIRT and support ongoing costs of the technology.
5. Expand services such as navigators and on-call teams to begin MAT in hospital emergency departments.
6. Provide training for emergency room personnel treating opioid overdose patients on post-discharge planning, including community referrals for MAT, recovery case management or support services.
7. Support hospital programs that transition persons with OUD and any co-occurring SUD/MH conditions, or persons who have experienced an opioid overdose, into clinically appropriate follow-up care through a bridge clinic or similar approach.
8. Support crisis stabilization centers that serve as an alternative to hospital emergency departments for persons with OUD and any co-occurring SUD/MH conditions or persons that have experienced an opioid overdose.
9. Support the work of Emergency Medical Systems, including peer support specialists, to connect individuals to treatment or other appropriate services following an opioid overdose or other opioid-related adverse event.
10. Provide funding for peer support specialists or recovery coaches in emergency departments, detox facilities, recovery centers, recovery housing, or similar settings; offer services, supports, or connections to care to persons with OUD and any co-

- occurring SUD/MH conditions or to persons who have experienced an opioid overdose.
11. Expand warm hand-off services to transition to recovery services.
  12. Create or support school-based contacts that parents can engage with to seek immediate treatment services for their child; and support prevention, intervention, treatment, and recovery programs focused on young people.
  13. Develop and support best practices on addressing OUD in the workplace.
  14. Support assistance programs for health care providers with OUD.
  15. Engage non-profits and the faith community as a system to support outreach for treatment.
  16. Support centralized call centers that provide information and connections to appropriate services and supports for persons with OUD and any co-occurring SUD/MH conditions.

#### **D. ADDRESS THE NEEDS OF CRIMINAL JUSTICE-INVOLVED PERSONS**

Address the needs of persons with OUD and any co-occurring SUD/MH conditions who are involved in, are at risk of becoming involved in, or are transitioning out of the criminal justice system through evidence-based or evidence-informed programs or strategies that may include, but are not limited to, those that:

1. Support pre-arrest or pre-arraignment diversion and deflection strategies for persons with OUD and any co-occurring SUD/MH conditions, including established strategies such as:
  1. Self-referral strategies such as the Angel Programs or the Police Assisted Addiction Recovery Initiative (“*PAARF*”);
  2. Active outreach strategies such as the Drug Abuse Response Team (“*DART*”) model;
  3. “Naloxone Plus” strategies, which work to ensure that individuals who have received naloxone to reverse the effects of an overdose are then linked to treatment programs or other appropriate services;
  4. Officer prevention strategies, such as the Law Enforcement Assisted Diversion (“*LEAD*”) model;

5. Officer intervention strategies such as the Leon County, Florida Adult Civil Citation Network or the Chicago Westside Narcotics Diversion to Treatment Initiative; or
  6. Co-responder and/or alternative responder models to address OUD-related 911 calls with greater SUD expertise.
2. Support pre-trial services that connect individuals with OUD and any co-occurring SUD/MH conditions to evidence-informed treatment, including MAT, and related services.
  3. Support treatment and recovery courts that provide evidence-based options for persons with OUD and any co-occurring SUD/MH conditions.
  4. Provide evidence-informed treatment, including MAT, recovery support, harm reduction, or other appropriate services to individuals with OUD and any co-occurring SUD/MH conditions who are incarcerated in jail or prison.
  5. Provide evidence-informed treatment, including MAT, recovery support, harm reduction, or other appropriate services to individuals with OUD and any co-occurring SUD/MH conditions who are leaving jail or prison or have recently left jail or prison, are on probation or parole, are under community corrections supervision, or are in re-entry programs or facilities.
  6. Support critical time interventions (“CTI”), particularly for individuals living with dual-diagnosis OUD/serious mental illness, and services for individuals who face immediate risks and service needs and risks upon release from correctional settings.
  7. Provide training on best practices for addressing the needs of criminal justice-involved persons with OUD and any co-occurring SUD/MH conditions to law enforcement, correctional, or judicial personnel or to providers of treatment, recovery, harm reduction, case management, or other services offered in connection with any of the strategies described in this section.

**E. ADDRESS THE NEEDS OF PREGNANT OR PARENTING WOMEN AND THEIR FAMILIES, INCLUDING BABIES WITH NEONATAL ABSTINENCE SYNDROME**

Address the needs of pregnant or parenting women with OUD and any co-occurring SUD/MH conditions, and the needs of their families, including babies with neonatal abstinence syndrome (“NAS”), through evidence-based or evidence-informed programs or strategies that may include, but are not limited to, those that:

1. Support evidence-based or evidence-informed treatment, including MAT, recovery services and supports, and prevention services for pregnant women—or women who

- could become pregnant—who have OUD and any co-occurring SUD/MH conditions, and other measures to educate and provide support to families affected by Neonatal Abstinence Syndrome.
2. Expand comprehensive evidence-based treatment and recovery services, including MAT, for uninsured women with OUD and any co-occurring SUD/MH conditions for up to 12 months postpartum.
  3. Provide training for obstetricians or other healthcare personnel who work with pregnant women and their families regarding treatment of OUD and any co-occurring SUD/MH conditions.
  4. Expand comprehensive evidence-based treatment and recovery support for NAS babies; expand services for better continuum of care with infant-need dyad; and expand long-term treatment and services for medical monitoring of NAS babies and their families.
  5. Provide training to health care providers who work with pregnant or parenting women on best practices for compliance with federal requirements that children born with NAS get referred to appropriate services and receive a plan of safe care.
  6. Provide child and family supports for parenting women with OUD and any co-occurring SUD/MH conditions.
  7. Provide enhanced family support and child care services for parents with OUD and any co-occurring SUD/MH conditions.
  8. Provide enhanced support for children and family members suffering trauma as a result of addiction in the family; and offer trauma-informed behavioral health treatment for adverse childhood events.
  9. Offer home-based wrap-around services to persons with OUD and any co-occurring SUD/MH conditions, including, but not limited to, parent skills training.
  10. Provide support for Children’s Services—Fund additional positions and services, including supportive housing and other residential services, relating to children being removed from the home and/or placed in foster care due to custodial opioid use.

PART TWO: PREVENTION
----------------------



**F. PREVENT OVER-PRESCRIBING AND ENSURE APPROPRIATE PRESCRIBING AND DISPENSING OF OPIOIDS**

Support efforts to prevent over-prescribing and ensure appropriate prescribing and dispensing of opioids through evidence-based or evidence-informed programs or strategies that may include, but are not limited to, the following:

1. Funding medical provider education and outreach regarding best prescribing practices for opioids consistent with the Guidelines for Prescribing Opioids for Chronic Pain from the U.S. Centers for Disease Control and Prevention, including providers at hospitals (academic detailing).
2. Training for health care providers regarding safe and responsible opioid prescribing, dosing, and tapering patients off opioids.
3. Continuing Medical Education (CME) on appropriate prescribing of opioids.
4. Providing Support for non-opioid pain treatment alternatives, including training providers to offer or refer to multi-modal, evidence-informed treatment of pain.
5. Supporting enhancements or improvements to Prescription Drug Monitoring Programs (“PDMPs”), including, but not limited to, improvements that:
  1. Increase the number of prescribers using PDMPs;
  2. Improve point-of-care decision-making by increasing the quantity, quality, or format of data available to prescribers using PDMPs, by improving the interface that prescribers use to access PDMP data, or both; or
  3. Enable states to use PDMP data in support of surveillance or intervention strategies, including MAT referrals and follow-up for individuals identified within PDMP data as likely to experience OUD in a manner that complies with all relevant privacy and security laws and rules.
6. Ensuring PDMPs incorporate available overdose/naloxone deployment data, including the United States Department of Transportation’s Emergency Medical Technician overdose database in a manner that complies with all relevant privacy and security laws and rules.
7. Increasing electronic prescribing to prevent diversion or forgery.
8. Educating dispensers on appropriate opioid dispensing.

**G. PREVENT MISUSE OF OPIOIDS**

Support efforts to discourage or prevent misuse of opioids through evidence-based or evidence-informed programs or strategies that may include, but are not limited to, the following:

1. Funding media campaigns to prevent opioid misuse.
2. Corrective advertising or affirmative public education campaigns based on evidence.
3. Public education relating to drug disposal.
4. Drug take-back disposal or destruction programs.
5. Funding community anti-drug coalitions that engage in drug prevention efforts.
6. Supporting community coalitions in implementing evidence-informed prevention, such as reduced social access and physical access, stigma reduction—including staffing, educational campaigns, support for people in treatment or recovery, or training of coalitions in evidence-informed implementation, including the Strategic Prevention Framework developed by the U.S. Substance Abuse and Mental Health Services Administration (“SAMHSA”).
7. Engaging non-profits and faith-based communities as systems to support prevention.
8. Funding evidence-based prevention programs in schools or evidence-informed school and community education programs and campaigns for students, families, school employees, school athletic programs, parent-teacher and student associations, and others.
9. School-based or youth-focused programs or strategies that have demonstrated effectiveness in preventing drug misuse and seem likely to be effective in preventing the uptake and use of opioids.
10. Create or support community-based education or intervention services for families, youth, and adolescents at risk for OUD and any co-occurring SUD/MH conditions.
11. Support evidence-informed programs or curricula to address mental health needs of young people who may be at risk of misusing opioids or other drugs, including emotional modulation and resilience skills.
12. Support greater access to mental health services and supports for young people, including services and supports provided by school nurses, behavioral health workers or other school staff, to address mental health needs in young people that (when not properly addressed) increase the risk of opioid or another drug misuse.

**H. PREVENT OVERDOSE DEATHS AND OTHER HARMS (HARM REDUCTION)**

Support efforts to prevent or reduce overdose deaths or other opioid-related harms through evidence-based or evidence-informed programs or strategies that may include, but are not limited to, the following:

1. Increased availability and distribution of naloxone and other drugs that treat overdoses for first responders, overdose patients, individuals with OUD and their friends and family members, schools, community navigators and outreach workers, persons being released from jail or prison, or other members of the general public.
2. Public health entities providing free naloxone to anyone in the community.
3. Training and education regarding naloxone and other drugs that treat overdoses for first responders, overdose patients, patients taking opioids, families, schools, community support groups, and other members of the general public.
4. Enabling school nurses and other school staff to respond to opioid overdoses, and provide them with naloxone, training, and support.
5. Expanding, improving, or developing data tracking software and applications for overdoses/naloxone revivals.
6. Public education relating to emergency responses to overdoses.
7. Public education relating to immunity and Good Samaritan laws.
8. Educating first responders regarding the existence and operation of immunity and Good Samaritan laws.
9. Syringe service programs and other evidence-informed programs to reduce harms associated with intravenous drug use, including supplies, staffing, space, peer support services, referrals to treatment, fentanyl checking, connections to care, and the full range of harm reduction and treatment services provided by these programs.
10. Expanding access to testing and treatment for infectious diseases such as HIV and Hepatitis C resulting from intravenous opioid use.
11. Supporting mobile units that offer or provide referrals to harm reduction services, treatment, recovery supports, health care, or other appropriate services to persons that use opioids or persons with OUD and any co-occurring SUD/MH conditions.
12. Providing training in harm reduction strategies to health care providers, students, peer recovery coaches, recovery outreach specialists, or other professionals that provide care to persons who use opioids or persons with OUD and any co-occurring SUD/MH conditions.

13. Supporting screening for fentanyl in routine clinical toxicology testing.

PART THREE: OTHER STRATEGIES
------------------------------

## **I. FIRST RESPONDERS**

In addition to items in section C, D and H relating to first responders, support the following:

1. Education of law enforcement or other first responders regarding appropriate practices and precautions when dealing with fentanyl or other drugs.
2. Provision of wellness and support services for first responders and others who experience secondary trauma associated with opioid-related emergency events.

## **J. LEADERSHIP, PLANNING AND COORDINATION**

Support efforts to provide leadership, planning, coordination, facilitations, training and technical assistance to abate the opioid epidemic through activities, programs, or strategies that may include, but are not limited to, the following:

1. Statewide, regional, local or community regional planning to identify root causes of addiction and overdose, goals for reducing harms related to the opioid epidemic, and areas and populations with the greatest needs for treatment intervention services, and to support training and technical assistance and other strategies to abate the opioid epidemic described in this opioid abatement strategy list.
2. A dashboard to (a) share reports, recommendations, or plans to spend opioid settlement funds; (b) to show how opioid settlement funds have been spent; (c) to report program or strategy outcomes; or (d) to track, share or visualize key opioid- or health-related indicators and supports as identified through collaborative statewide, regional, local or community processes.
3. Invest in infrastructure or staffing at government or not-for-profit agencies to support collaborative, cross-system coordination with the purpose of preventing overprescribing, opioid misuse, or opioid overdoses, treating those with OUD and any co-occurring SUD/MH conditions, supporting them in treatment or recovery, connecting them to care, or implementing other strategies to abate the opioid epidemic described in this opioid abatement strategy list.
4. Provide resources to staff government oversight and management of opioid abatement programs.

**K. TRAINING**

In addition to the training referred to throughout this document, support training to abate the opioid epidemic through activities, programs, or strategies that may include, but are not limited to, those that:

1. Provide funding for staff training or networking programs and services to improve the capability of government, community, and not-for-profit entities to abate the opioid crisis.
2. Support infrastructure and staffing for collaborative cross-system coordination to prevent opioid misuse, prevent overdoses, and treat those with OUD and any co-occurring SUD/MH conditions, or implement other strategies to abate the opioid epidemic described in this opioid abatement strategy list (*e.g.*, health care, primary care, pharmacies, PDMPs, etc.).

**L. RESEARCH**

Support opioid abatement research that may include, but is not limited to, the following:

1. Monitoring, surveillance, data collection and evaluation of programs and strategies described in this opioid abatement strategy list.
2. Research non-opioid treatment of chronic pain.
3. Research on improved service delivery for modalities such as SBIRT that demonstrate promising but mixed results in populations vulnerable to opioid use disorders.
4. Research on novel harm reduction and prevention efforts such as the provision of fentanyl test strips.
5. Research on innovative supply-side enforcement efforts such as improved detection of mail-based delivery of synthetic opioids.
6. Expanded research on swift/certain/fair models to reduce and deter opioid misuse within criminal justice populations that build upon promising approaches used to address other substances (*e.g.*, Hawaii HOPE and Dakota 24/7).
7. Epidemiological surveillance of OUD-related behaviors in critical populations, including individuals entering the criminal justice system, including, but not limited to approaches modeled on the Arrestee Drug Abuse Monitoring (“ADAM”) system.
8. Qualitative and quantitative research regarding public health risks and harm reduction opportunities within illicit drug markets, including surveys of market participants who sell or distribute illicit opioids.

Geospatial analysis of access barriers to MAT and their association with treatment engagement and treatment outcomes

**EXHIBIT F****Exhibit F-1: List of States and State Global Allocation Percentage**

<b>Alabama</b>	1.5958653635%
<b>Alaska</b>	0.2283101787%
<b>American Samoa</b>	0.0171221696%
<b>Arizona</b>	2.3755949882%
<b>Arkansas</b>	0.9322152924%
<b>California</b>	9.9213830698%
<b>Colorado</b>	1.6616291219%
<b>Connecticut</b>	1.2938102647%
<b>Delaware</b>	0.4420285052%
<b>District of Columbia</b>	0.1799774824%
<b>Florida</b>	7.0259134409%
<b>Georgia</b>	2.7882080114%
<b>Guam</b>	0.0480366565%
<b>Hawaii</b>	0.3246488040%
<b>Idaho</b>	0.4919080117%
<b>Illinois</b>	3.3263363702%
<b>Indiana</b>	2.2168933059%
<b>Iowa</b>	0.7419256132%
<b>Kansas</b>	0.7840793410%
<b>Kentucky</b>	1.9963344879%
<b>Louisiana</b>	1.4650905059%
<b>Maine</b>	0.5293231313%
<b>Maryland</b>	2.1106090494%
<b>Massachusetts</b>	2.3035761083%
<b>Michigan</b>	3.4020234989%
<b>Minnesota</b>	1.2972597706%
<b>Mississippi</b>	0.8624327860%
<b>Missouri</b>	2.0056475170%
<b>Montana</b>	0.3125481816%
<b>N. Mariana Islands</b>	0.0167059202%
<b>Nebraska</b>	0.4171546352%
<b>Nevada</b>	1.2017657135%
<b>New Hampshire</b>	0.5784834777%
<b>New Jersey</b>	2.7551354545%
<b>New Mexico</b>	0.7989379794%
<b>New York</b>	5.3903813405%

<b>North Carolina</b>	3.2502525994%
<b>North Dakota</b>	0.1700251989%
<b>Ohio</b>	4.3567051408%
<b>Oklahoma</b>	1.5322312508%
<b>Oregon</b>	1.3741405009%
<b>Pennsylvania</b>	4.5882419559%
<b>Puerto Rico</b>	0.7101195950%
<b>Rhode Island</b>	0.4465429178%
<b>South Carolina</b>	1.5393083548%
<b>South Dakota</b>	0.1982071487%
<b>Tennessee</b>	2.6881474977%
<b>Texas</b>	6.2932157196%
<b>Utah</b>	1.1466798699%
<b>Vermont</b>	0.2544890561%
<b>Virgin Islands</b>	0.0315673573%
<b>Virginia</b>	2.2801150757%
<b>Washington</b>	2.3189040182%
<b>West Virginia</b>	1.0567416533%
<b>Wisconsin</b>	1.7582560561%
<b>Wyoming</b>	0.1668134842%



**Exhibit F-2: Adjusted Allocation Percentages (to be multiplied by \$4,279,160,837)**

<b>Alabama</b>	1.7662713506%
<b>Alaska</b>	0.2526890657%
<b>American Samoa</b>	0.0189504693%
<b>Arizona</b>	2.6292602523%
<b>Arkansas</b>	1.0317569396%
<b>California</b>	10.9807851434%
<b>Colorado</b>	1.8390573418%
<b>Connecticut</b>	1.4319629061%
<b>Delaware</b>	0.4892281659%
<b>District of Columbia</b>	0.1991954197%
<b>Georgia</b>	3.0859319606%
<b>Guam</b>	0.0531659951%
<b>Hawaii</b>	0.3593146982%
<b>Idaho</b>	0.5444337900%
<b>Illinois</b>	3.6815214914%
<b>Indiana</b>	2.4536124557%
<b>Iowa</b>	0.8211481901%
<b>Kansas</b>	0.8678030794%
<b>Kentucky</b>	2.2095024385%
<b>Louisiana</b>	1.6215323960%
<b>Maine</b>	0.5858440840%
<b>Maryland</b>	2.3359792007%
<b>Massachusetts</b>	2.5495512198%
<b>Michigan</b>	3.7652904672%
<b>Minnesota</b>	1.4357807492%
<b>Mississippi</b>	0.9545230798%
<b>Missouri</b>	2.2198099098%
<b>Montana</b>	0.3459219753%
<b>N. Mariana Islands</b>	0.0184897729%
<b>Nebraska</b>	0.4616982721%
<b>Nevada</b>	1.3300898675%
<b>New Hampshire</b>	0.6402537562%
<b>New Jersey</b>	3.0493279268%
<b>New York</b>	5.1179635833%
<b>North Carolina</b>	3.5973135202%
<b>North Dakota</b>	0.1881804346%
<b>Ohio</b>	4.8219127059%
<b>Oklahoma</b>	1.6958424079%

<b>Oregon</b>	1.5208707790%
<b>Pennsylvania</b>	5.0781729473%
<b>Puerto Rico</b>	0.7859459356%
<b>Rhode Island</b>	0.4942246260%
<b>South Carolina</b>	1.7036752028%
<b>South Dakota</b>	0.2193716438%
<b>Tennessee</b>	2.9751870176%
<b>Texas</b>	6.9652032577%
<b>Utah</b>	1.2691219754%
<b>Vermont</b>	0.2816633151%
<b>Virgin Islands</b>	0.0349381095%
<b>Virginia</b>	2.5235850256%
<b>Washington</b>	2.5665158389%
<b>Wisconsin</b>	1.9460020688%
<b>Wyoming</b>	0.1846257740%

## **EXHIBIT G**

### **Subdivisions Eligible to Receive Direct Allocations from the Subdivision Fund and Default Subdivision Fund Allocation Percentages**

The Subdivisions set forth on this Exhibit G are eligible to receive direct allocations from the Subdivision Fund, if such Subdivisions are otherwise eligible to receive such funds under this Agreement. By default, the Subdivisions set forth on this Exhibit G shall include all Subdivisions set forth on Exhibit G of the national opioid settlement agreement dated July 21, 2021 with Janssen Pharmaceuticals, Inc., et al., including all amendments up to the Preliminary Agreement Date of this Agreement. A State may elect to add any additional Subdivisions to this Exhibit G at any time prior to the Initial Subdivision Participation Date.

Immediately upon the effectiveness of any State-Subdivision Agreement, Allocation Statute, Statutory Trust, or voluntary redistribution allowed by Section V.D.3 (or upon the effectiveness of an amendment to any State-Subdivision Agreement, Allocation Statute, Statutory Trust, or voluntary redistribution allowed by Section V.D.3) that addresses allocation from the Subdivision Fund, whether before or after the Initial Subdivision Participation Date, this Exhibit G will automatically be amended to reflect the allocation from the Subdivision Fund pursuant to the State-Subdivision Agreement, Allocation Statute, Statutory Trust, or voluntary redistribution allowed by Section V.D.3.

For the avoidance of doubt, inclusion on this Exhibit G shall not create any claim for any amount of the Settlement Fund, and no such amounts shall be allocated or distributed to any Subdivision included herein if such Subdivision does not otherwise meet all requirements to receive any such funds pursuant to the Agreement.

State ID	Qualifying Subdivision	Consolidated State Allocation
AL1	Abbeville City, Alabama	0.05373276788371%
AL2	Alabaster City, Alabama	0.50906155914420%
AL3	Albertville City, Alabama	0.30073173498551%
AL4	Alexander City, Alabama	0.31021586558805%
AL5	Anniston City, Alabama	0.80101152336447%
AL6	Arab City, Alabama	0.19249341507944%
AL7	Argo Town, Alabama	0.02394095067075%
AL8	Ashland Town, Alabama	0.03903714157458%
AL9	Ashville City, Alabama	0.01799180180480%
AL10	Athens City, Alabama	0.34982234331958%
AL11	Attalla City, Alabama	0.16452490218524%
AL12	Auburn City, Alabama	0.49379760320342%
AL13	Autauga County, Alabama	0.25196509791885%
AL14	Baldwin County, Alabama	1.47023732753838%
AL15	Barbour County, Alabama	0.07277031699064%
AL235	Bay Minette City, Alabama	0.12614031368064%
AL16	Berry Town, Alabama	0.02060389726110%
AL17	Bessemer City, Alabama	0.58643322270761%
AL18	Bibb County, Alabama	0.32904730429155%
AL19	Birmingham City, Alabama	4.18442675390468%
AL20	Blount County, Alabama	0.74378299576171%
AL21	Boaz City, Alabama	0.16593254403002%
AL22	Brent City, Alabama	0.06233303941215%
AL236	Brewton City, Alabama	0.22130588319049%
AL23	Bridgeport City, Alabama	0.00151300231408%
AL24	Brookwood Town, Alabama	0.00696629136887%
AL25	Brundidge City, Alabama	0.01089862331296%
AL26	Bullock County, Alabama	0.06418709145492%
AL27	Butler County, Alabama	0.05373624201937%
AL28	Butler Town, Alabama	0.08203304449913%
AL29	Calera City, Alabama	0.24319709382201%
AL30	Calhoun County, Alabama	0.73004532177506%
AL31	Camp Hill Town, Alabama	0.00607441256105%
AL32	Carbon Hill City, Alabama	0.09325758719295%
AL33	Cedar Bluff Town, Alabama	0.05726177540570%
AL34	Center Point City, Alabama	0.01073160505284%
AL35	Centre City, Alabama	0.14450358825257%
AL36	Centreville City, Alabama	0.02291656767950%
AL37	Chambers County, Alabama	0.42645541213545%
AL39	Cherokee County, Alabama	0.30474566041478%
AL40	Cherokee Town, Alabama	0.00837480986470%
AL41	Chickasaw City, Alabama	0.08065098787772%
AL237	Childersburg City, Alabama	0.09673766459870%
AL42	Chilton County, Alabama	0.65834253848868%
AL43	Choctaw County, Alabama	0.12575403525127%
AL44	Clanton City, Alabama	0.16879497206515%
AL45	Clarke County, Alabama	0.24012462668797%
AL46	Clay County, Alabama	0.16558350703617%
AL47	Cleburne County, Alabama	0.20515352257755%

State ID	Qualifying Subdivision	Consolidated State Allocation
AL48	Cleveland Town, Alabama	0.01274799988344%
AL49	Coffee County, Alabama	0.31178909707642%
AL50	Colbert County, Alabama	0.31838531182613%
AL238	Columbiana City, Alabama	0.05006719760858%
AL51	Conecuh County, Alabama	0.15445396734178%
AL52	Coosa County, Alabama	0.12178647492221%
AL53	Cordova City, Alabama	0.09563175305939%
AL54	Covington County, Alabama	0.45692575726444%
AL55	Crenshaw County, Alabama	0.14376470128801%
AL56	Cullman City, Alabama	0.53795721169973%
AL57	Cullman County, Alabama	0.89679454743357%
AL58	Dadeville City, Alabama	0.02418310117309%
AL59	Dale County, Alabama	0.24320907471975%
AL60	Daleville City, Alabama	0.07752611649176%
AL61	Dallas County, Alabama	0.20683597829357%
AL62	Daphne City, Alabama	0.32129647516618%
AL63	Dauphin Island Town, Alabama	0.04612275489251%
AL64	De Kalb County, Alabama	0.40059258260517%
AL65	Decatur City, Alabama	1.88368966680214%
AL66	Demopolis City, Alabama	0.14633737991542%
AL67	Dora City, Alabama	0.09240281994643%
AL68	Dothan City, Alabama	1.09030734534639%
AL69	Double Springs Town, Alabama	0.08025220905367%
AL70	Douglas Town, Alabama	0.00097275798472%
AL239	East Brewton City, Alabama	0.02656781932074%
AL71	Elmore County, Alabama	0.55644997087924%
AL72	Enterprise City, Alabama	0.33245406769430%
AL73	Escambia County, Alabama	0.65163401499834%
AL74	Etowah County, Alabama	1.02826912043695%
AL75	Eufaula City, Alabama	0.21259346526420%
AL76	Evergreen City, Alabama	0.04145059439568%
AL77	Fairfield City, Alabama	0.11699106378085%
AL78	Fairhope City, Alabama	0.22328055592462%
AL79	Faunsdale Town, Alabama	0.00027565805375%
AL80	Fayette City, Alabama	0.07882554063416%
AL81	Fayette County, Alabama	0.13876915395782%
AL82	Florence City, Alabama	0.89173419286246%
AL83	Foley City, Alabama	0.34393082614331%
AL84	Fort Deposit Town, Alabama	0.00516071488254%
AL85	Fort Payne City, Alabama	0.58210250156216%
AL86	Franklin County, Alabama	0.28807497174883%
AL87	Fultondale City, Alabama	0.09530547652440%
AL88	Gadsden City, Alabama	0.83652189774753%
AL90	Geneva City, Alabama	0.06639031036577%
AL91	Geneva County, Alabama	0.22068995465343%
AL92	Georgiana Town, Alabama	0.01833389052733%
AL93	Geraldine Town, Alabama	0.01101187364176%
AL94	Gilbertown, Alabama	0.00201561558522%
AL95	Grant Town, Alabama	0.01702349201247%

State ID	Qualifying Subdivision	Consolidated State Allocation
AL96	Graysville City, Alabama	0.03683772148497%
AL97	Greene County, Alabama	0.07053609060731%
AL98	Greensboro City, Alabama	0.02495617752877%
AL99	Greenville City, Alabama	0.17114173446901%
AL100	Guin City, Alabama	0.02535375501618%
AL101	Gulf Shores City, Alabama	0.48785192847313%
AL102	Guntersville City, Alabama	0.25418471345127%
AL103	Gurley Town, Alabama	0.00751669835675%
AL104	Hale County, Alabama	0.13189455379552%
AL105	Haleyville City, Alabama	0.14259976191105%
AL106	Hamilton City, Alabama	0.09032285168011%
AL107	Hammondville Town, Alabama	0.00490310934680%
AL108	Hartselle City, Alabama	0.06358502699195%
AL109	Headland City, Alabama	0.06278880055472%
AL110	Helena City, Alabama	0.13940462856652%
AL111	Henagar City, Alabama	0.03432173295908%
AL112	Henry County, Alabama	0.08134656178648%
AL113	Homewood City, Alabama	0.40003759755067%
AL114	Hoover City, Alabama	1.41830120728766%
AL115	Houston County, Alabama	0.55870611353893%
AL116	Hueytown City, Alabama	0.19444760015375%
AL117	Huntsville City, Alabama	3.18917672789720%
AL118	Irondale City, Alabama	0.17364096921920%
AL119	Jackson County, Alabama	0.15808077015917%
AL120	Jacksonville City, Alabama	0.25009708439633%
AL121	Jasper City, Alabama	1.40982301753567%
AL122	Jefferson County, Alabama	5.50780373047089%
AL123	Killen Town, Alabama	0.01833161772830%
AL124	Lamar County, Alabama	0.16280419850840%
AL125	Lanett City, Alabama	0.12800105424627%
AL126	Lauderdale County, Alabama	0.47859088932963%
AL127	Lawrence County, Alabama	0.45357831391636%
AL129	Leeds City, Alabama	0.14992359703585%
AL130	Leesburg Town, Alabama	0.01918722915732%
AL131	Leighton Town, Alabama	0.00564699646923%
AL132	Level Plains Town, Alabama	0.00350595484612%
AL133	Limestone County, Alabama	0.58188759217962%
AL134	Lincoln City, Alabama	0.18466222627409%
AL135	Linden City, Alabama	0.01718012033418%
AL136	Locust Fork Town, Alabama	0.00390814286871%
AL137	Louisville Town, Alabama	0.00463180207977%
AL138	Lowndes County, Alabama	0.06941452922326%
AL240	Loxley Town, Alabama	0.04113340905681%
AL139	Luverne City, Alabama	0.01532252921863%
AL140	Macon County, Alabama	0.13647706860490%
AL141	Madison City, Alabama	0.47088048355844%
AL142	Madison County, Alabama	1.31238390221929%
AL143	Marengo County, Alabama	0.04980089049941%
AL144	Marion City, Alabama	0.02355243191090%

State ID	Qualifying Subdivision	Consolidated State Allocation
AL145	Marion County, Alabama	0.22296850061784%
AL146	Marshall County, Alabama	0.74162828487587%
AL147	McKenzie Town, Alabama	0.00440552870209%
AL148	Midfield City, Alabama	0.00038923306812%
AL149	Millbrook City, Alabama	0.24754158163587%
AL150	Mobile City, Alabama	3.22757190115156%
AL151	Mobile County, Alabama	2.76021701591658%
AL152	Monroe County, Alabama	0.18825776187055%
AL153	Monroeville City, Alabama	0.10619523592115%
AL154	Montgomery City, Alabama	1.77726471583620%
AL155	Montgomery County, Alabama	0.98033322388421%
AL156	Moody City, Alabama	0.03620711715990%
AL157	Morgan County, Alabama	0.31373818458719%
AL158	Moulton City, Alabama	0.13546080275305%
AL159	Mountain Brook City, Alabama	0.35653362663731%
AL160	Munford Town, Alabama	0.02417891272917%
AL161	Muscle Shoals City, Alabama	0.26828019094231%
AL162	Nauvoo Town, Alabama	0.01870510354600%
AL163	New Hope City, Alabama	0.01307908176496%
AL164	Northport City, Alabama	0.42416628142128%
AL165	Oakman Town, Alabama	0.04189836827309%
AL166	Oneonta City, Alabama	0.27040610221760%
AL167	Opelika City, Alabama	0.53658372677752%
AL168	Opp City, Alabama	0.09265286030826%
AL169	Orange Beach City, Alabama	0.29416707967375%
AL170	Oxford City, Alabama	0.35237875519965%
AL171	Ozark City, Alabama	0.29499421617778%
AL172	Parrish Town, Alabama	0.11686245582433%
AL173	Pelham City, Alabama	0.68738196181712%
AL174	Pell City, Alabama	0.44443071991301%
AL175	Perry County, Alabama	0.05087894401632%
AL176	Phenix City, Alabama	0.62594382078864%
AL177	Pickens County, Alabama	0.28661898422184%
AL178	Piedmont City, Alabama	0.14348703018370%
AL179	Pike County, Alabama	0.02971580831969%
AL181	Pleasant Grove City, Alabama	0.05168400190121%
AL182	Powell Town, Alabama	0.00530497268382%
AL183	Prattville City, Alabama	0.60331346344410%
AL184	Priceville Town, Alabama	0.01217687795583%
AL185	Prichard City, Alabama	0.11003827933194%
AL186	Ragland Town, Alabama	0.01519801230036%
AL187	Rainbow City, Alabama	0.13460113275434%
AL188	Rainsville City, Alabama	0.18816655769234%
AL189	Randolph County, Alabama	0.17748105799125%
AL190	Red Bay City, Alabama	0.06274639661854%
AL241	Roanoke City, Alabama	0.10908084650639%
AL191	Robertsdale City, Alabama	0.08564458709446%
AL192	Rockford Town, Alabama	0.00588596505293%
AL193	Russell County, Alabama	0.17037596353878%

State ID	Qualifying Subdivision	Consolidated State Allocation
AL194	Russellville City, Alabama	0.31690084937415%
AL195	Saraland City, Alabama	0.24847953332688%
AL196	Satsuma City, Alabama	0.06260301546832%
AL197	Scottsboro City, Alabama	0.66355520306333%
AL198	Selma City, Alabama	0.26395099581907%
AL271	Semmes City, Alabama	0.04200467033057%
AL199	Sheffield City, Alabama	0.16093939937308%
AL200	Shelby County, Alabama	1.63752907032528%
AL201	Sipsey Town, Alabama	0.03758758282199%
AL202	Slocomb City, Alabama	0.04424009805052%
AL203	Spanish Fort City, Alabama	0.02939683721014%
AL204	Springville City, Alabama	0.05781214992503%
AL205	St Clair County, Alabama	1.03787114437202%
AL206	Sumiton City, Alabama	0.23258714845438%
AL242	Summerdale Town, Alabama	0.02450324115071%
AL207	Sumter County, Alabama	0.11813782076557%
AL208	Sweet Water Town, Alabama	0.00030000947192%
AL209	Sylacauga City, Alabama	0.23084021018303%
AL210	Talladega City, Alabama	0.22820288665750%
AL211	Talladega County, Alabama	0.51585677368324%
AL212	Tallapoosa County, Alabama	0.19470098477700%
AL213	Tarrant City, Alabama	0.09199699544540%
AL214	Thomasville City, Alabama	0.08852500271049%
AL215	Troy City, Alabama	0.32823721378024%
AL216	Trussville City, Alabama	0.24448154995938%
AL217	Tuscaloosa City, Alabama	1.95122494838196%
AL218	Tuscaloosa County, Alabama	1.01248511560961%
AL219	Tuscumbia City, Alabama	0.08432211027618%
AL220	Tuskegee City, Alabama	0.09179124219610%
AL221	Union Springs City, Alabama	0.04230906305776%
AL222	Uniontown, Alabama	0.01814515080219%
AL223	Vance Town, Alabama	0.00962932999198%
AL224	Vernon City, Alabama	0.03170902060019%
AL225	Vestavia Hills City, Alabama	0.30835957321481%
AL226	Walker County, Alabama	1.46359656592768%
AL227	Washington County, Alabama	0.16134379525758%
AL228	Weaver City, Alabama	0.04227639968885%
AL229	West Blocton Town, Alabama	0.04044773805810%
AL243	Wetumpka City, Alabama	0.16601095559654%
AL230	Wilcox County, Alabama	0.08791066513276%
AL231	Winfield City, Alabama	0.19023873350485%
AL233	Woodville Town, Alabama	0.00046128079736%
AL234	Yellow Bluff Town, Alabama	0.00293074188026%
AL243	Attentus Mouton, LLC d/b/a Lawrence Medical Center (Lawrence County Health Care Authority), Alabama	0.14143420563150%



State ID	Qualifying Subdivision	Consolidated State Allocation
AL244	Bibb County Healthcare Authority d/b/a Bibb Medical Center, Alabama	0.52488215603592%
AL245	Cullman Regional Medical Center, Inc. (Healthcare Authority of Cullman County), Alabama	0.43745923357493%
AL246	Dale County Healthcare Authority d/b/a Dale Medical Center, Alabama	0.29945201925755%
AL247	DCH Health Care Authority (Tuscaloosa) d/b/a DCH Regional Medical Center and Northport Medical Center, Alabama	2.03896534839883%
AL248	Decatur Morgan Hospital-Parkway (Health Care Authority of the City of Huntsville), Alabama	0.39470005890361%
AL249	Escambia County Health Care Authority d/b/a D.W. McMillan Memorial Hospital and Atmore Community Hospital, Alabama	0.15477293845133%
AL250	Geneva County Health Care Authority d/b/a Wiregrass Medical Center, Alabama	0.48787124726488%
AL251	Greene County Health System, Alabama	0.30954587690265%
AL252	Health Care Authority of Clarke County d/b/a Grove Hill Memorial Hospital, Alabama	0.10093886866801%
AL253	Health Care Authority of the City of Huntsville d/b/a Huntsville Hospital, Alabama	3.03261217443931%
AL254	Healthcare Authority for Baptist Health, an affiliate of UAB Health System d/b/a Baptist Medical Center East (Montgomery), Alabama	0.61909178627386%
AL255	Healthcare Authority for Baptist Health, an affiliate of UAB Health System d/b/a Baptist Medical Center South (Montgomery), Alabama	1.30211153244469%
AL256	Healthcare Authority for Baptist Health, an affiliate of UAB Health System d/b/a Prattville Baptist Hospital, Alabama	0.18505460879230%

State ID	Qualifying Subdivision	Consolidated State Allocation
AL257	HH Health System-Athens Limestone, LLC d/b/a Athens Limestone Hospital (Healthcare Authority of the City of Huntsville), Alabama	0.21708503564384%
AL258	HH Health System-Morgan, LLC d/b/a Decatur Morgan Hospital Decatur, Alabama	1.08542517821921%
AL259	HH Health Systems-Shoals LLC d/b/a Hellen Keller Hospital (Healthcare Authority of the City of Huntsville), Alabama	0.56573675758889%
AL260	HH Health Systems-Shoals, LLC d/b/a Red Bay Hospital (Healthcare Authority of the City of Huntsville), Alabama	0.08222918705539%
AL261	Jackson County Healthcare Authority, Alabama	0.31247087184822%
AL262	Jefferson County Board of Health, Alabama	3.08543617986526%
AL263	Lakeland Community Hospital HCA Winston County, Alabama	0.19514849890595%
AL264	Marshall County Health Care Authority, Alabama	0.29602506041199%
AL265	Marshall County Health Care Authority, Alabama	0.64138762006979%
AL266	Medical West Hospital Authority (UAB), Alabama	0.83442806540712%
AL267	Mobile County Board of Health, Alabama	1.93445993855628%
AL268	Monroe County Health Care Authority d/b/a Monroe County Hospital, Alabama	0.16486682856498%
AL269	Sylacauga Health Care Authority d/b/a Coosa Valley Medical Center, Alabama	0.47777735715122%
AL270	Tombigbee Health Care Authority d/b/a Brian W. Whitfield Memorial Hospital, Alabama	0.20524238901961%

<b>State ID</b>	<b>Qualifying Subdivision</b>	<b>Consolidated State Allocation</b>
AK1	Anchorage Municipality, Alaska	47.6578000000%
AK2	Fairbanks City, Alaska	5.1226000000%
AK3	Fairbanks North Star Borough, Alaska	10.9627000000%
AK4	Juneau City and Borough, Alaska	5.2324000000%
AK5	Kenai Peninsula Borough, Alaska	9.4922000000%
AK6	Ketchikan Gateway Borough, Alaska	2.2406000000%
AK7	Kodiak Island Borough, Alaska	2.1839000000%
AK8	Matanuska-Susitna Borough, Alaska	15.4726000000%
AK9	Wasilla City, Alaska	1.6351000000%

State ID	Qualifying Subdivision	Consolidated State Allocation
AZ1	Apache County, Arizona	0.3907470000%
AZ2	Apache Junction City, Arizona	0.2201340000%
AZ3	Avondale City, Arizona	0.5677140000%
AZ4	Benson City, Arizona	0.0652960000%
AZ5	Bisbee City, Arizona	0.0643685000%
AZ6	Buckeye City, Arizona	0.2664780000%
AZ7	Bullhead City, Arizona	0.6416380000%
AZ8	Camp Verde Town, Arizona	0.0416227000%
AZ9	Carefree Town, Arizona	0.0231720000%
AZ10	Casa Grande City, Arizona	0.2125144000%
AZ11	Cave Creek Town, Arizona	0.0347580000%
AZ12	Chandler City, Arizona	1.6567980000%
AZ13	Chino Valley Town, Arizona	0.0291788000%
AZ14	Clarkdale Town, Arizona	0.0308952000%
AZ15	Clifton Town, Arizona	0.0102870000%
AZ16	Cochise County, Arizona	1.1773685000%
AZ17	Coconino County, Arizona	1.2011808000%
AZ18	Colorado City Town, Arizona	0.0298778000%
AZ19	Coolidge City, Arizona	0.0644448000%
AZ20	Cottonwood City, Arizona	0.2098299000%
AZ21	Dewey-Humboldt Town, Arizona	0.0660814000%
AZ22	Douglas City, Arizona	0.1565620000%
AZ23	Duncan Town, Arizona	0.0002520000%
AZ24	Eagar Town, Arizona	0.1425540000%
AZ25	El Mirage City, Arizona	0.2259270000%
AZ26	Eloy City, Arizona	1.3418328000%
AZ27	Flagstaff City, Arizona	0.3114360000%
AZ28	Florence Town, Arizona	0.0456484000%
AZ29	Fountain Hills Town, Arizona	0.0984810000%
AZ30	Fredonia Town, Arizona	0.0052328000%
AZ31	Gila Bend Town, Arizona	0.0173790000%
AZ32	Gila County, Arizona	0.7780446000%
AZ33	Gilbert Town, Arizona	0.9906030000%
AZ34	Glendale City, Arizona	1.5235590000%
AZ35	Globe City, Arizona	0.1168266000%
AZ36	Goodyear City, Arizona	0.4402680000%
AZ37	Graham County, Arizona	0.4476494000%
AZ38	Greenlee County, Arizona	0.0794610000%
AZ39	Guadalupe Town, Arizona	0.0000000000%
AZ40	Hayden Town, Arizona	0.0263802000%
AZ41	Holbrook City, Arizona	0.0575625000%
AZ42	Huachuca City Town, Arizona	0.0168805000%
AZ43	Jerome Town, Arizona	0.0012873000%
AZ44	Kearny Town, Arizona	0.0107408000%
AZ45	Kingman City, Arizona	0.4853918000%
AZ46	La Paz County, Arizona	0.2670171000%
AZ47	Lake Havasu City, Arizona	0.6793526000%
AZ48	Litchfield Park City, Arizona	0.0231720000%
AZ49	Mammoth Town, Arizona	0.0061376000%

State ID	Qualifying Subdivision	Consolidated State Allocation
AZ50	Marana Town, Arizona	0.3841282000%
AZ51	Maricopa City, Arizona	0.1047228000%
AZ52	Maricopa County, Arizona	29.8513290000%
AZ53	Mesa City, Arizona	3.5105580000%
AZ54	Miami Town, Arizona	0.0309482000%
AZ55	Mohave County, Arizona	3.0617398000%
AZ56	Navajo County, Arizona	1.0789515000%
AZ57	Nogales City, Arizona	0.0834350000%
AZ58	Oro Valley Town, Arizona	0.3207284000%
AZ59	Page City, Arizona	0.0575608000%
AZ60	Paradise Valley Town, Arizona	0.1969620000%
AZ61	Parker Town, Arizona	0.0156219000%
AZ62	Patagonia Town, Arizona	0.0024790000%
AZ63	Payson Town, Arizona	0.1846614000%
AZ64	Peoria City, Arizona	0.8747430000%
AZ65	Phoenix City, Arizona	12.3275040000%
AZ66	Pima County, Arizona	13.4612693000%
AZ67	Pima Town, Arizona	0.0159618000%
AZ68	Pinal County, Arizona	2.0334636000%
AZ69	Pinetop-Lakeside Town, Arizona	0.0729125000%
AZ70	Prescott City, Arizona	0.5917289000%
AZ71	Prescott Valley Town, Arizona	0.3471419000%
AZ72	Quartzsite Town, Arizona	0.0183911000%
AZ73	Queen Creek Town, Arizona	0.0637230000%
AZ74	Safford City, Arizona	0.1929077000%
AZ75	Sahuarita Town, Arizona	0.1510407000%
AZ76	San Luis City, Arizona	0.0963840000%
AZ77	Santa Cruz County, Arizona	0.2840860000%
AZ78	Scottsdale City, Arizona	2.3114070000%
AZ79	Sedona City, Arizona	0.0690392000%
AZ80	Show Low City, Arizona	0.1441365000%
AZ81	Sierra Vista City, Arizona	0.3084865000%
AZ82	Snowflake Town, Arizona	0.0451290000%
AZ83	Somerton City, Arizona	0.0449792000%
AZ84	South Tucson City, Arizona	0.0578057000%
AZ85	Springerville Town, Arizona	0.0740370000%
AZ86	St. Johns City, Arizona	0.0826620000%
AZ87	Star Valley Town, Arizona	0.0039970000%
AZ88	Superior Town, Arizona	0.0168784000%
AZ89	Surprise City, Arizona	0.5677140000%
AZ90	Taylor Town, Arizona	0.0411380000%
AZ91	Tempe City, Arizona	1.8943110000%
AZ92	Thatcher Town, Arizona	0.0624092000%
AZ93	Tolleson City, Arizona	0.1564110000%
AZ94	Tombstone City, Arizona	0.0215180000%
AZ95	Tucson City, Arizona	4.2720277000%
AZ96	Tusayan Town, Arizona	0.0113096000%
AZ97	Wellton Town, Arizona	0.0122488000%
AZ98	Wickenburg Town, Arizona	0.0579300000%

<b>State ID</b>	<b>Qualifying Subdivision</b>	<b>Consolidated State Allocation</b>
AZ99	Willcox City, Arizona	0.0443345000%
AZ100	Williams City, Arizona	0.0324096000%
AZ101	Winkelman Town, Arizona	0.0011420000%
AZ102	Winslow City, Arizona	0.0950165000%
AZ103	Yavapai County, Arizona	2.9740921000%
AZ104	Youngtown, Arizona	0.0289650000%
AZ105	Yuma City, Arizona	0.5285056000%
AZ106	Yuma County, Arizona	1.3258824000%

State ID	Qualifying Subdivision	Consolidated State Allocation
AR1	Adona City, Arkansas	0.0020790506%
AR2	Alexander City, Arkansas	0.0103476018%
AR3	Alicia Town, Arkansas	0.0002309579%
AR4	Allport Town, Arkansas	0.0026587350%
AR5	Alma City, Arkansas	0.1875236673%
AR6	Almyra Town, Arkansas	0.0010881066%
AR7	Alpena Town, Arkansas	0.0141319347%
AR8	Alzheimer City, Arkansas	0.0071081808%
AR9	Altus City, Arkansas	0.0161149675%
AR10	Amagon Town, Arkansas	0.0016587759%
AR11	Amity City, Arkansas	0.0105947297%
AR12	Anthonyville Town, Arkansas	0.0010978372%
AR13	Antoine Town, Arkansas	0.0010576270%
AR14	Arkadelphia City, Arkansas	0.2710593166%
AR15	Arkansas City, Arkansas	0.0026365550%
AR16	Arkansas County, Arkansas	0.2272004928%
AR17	Ash Flat City, Arkansas	0.0560964456%
AR18	Ashdown City, Arkansas	0.0210645360%
AR19	Ashley County, Arkansas	0.3024558569%
AR20	Atkins City, Arkansas	0.0507540769%
AR21	Aubrey Town, Arkansas	0.0021166850%
AR22	Augusta City, Arkansas	0.0134645321%
AR23	Austin City, Arkansas	0.0201747613%
AR24	Avoca Town, Arkansas	0.0030227727%
AR25	Bald Knob City, Arkansas	0.1048227005%
AR26	Banks Town, Arkansas	0.0006822846%
AR27	Barling City, Arkansas	0.1588678563%
AR28	Bassett Town, Arkansas	0.0011499243%
AR29	Batesville City, Arkansas	0.1318965785%
AR30	Bauxite Town, Arkansas	0.0049816222%
AR31	Baxter County, Arkansas	0.8690235470%
AR32	Bay City, Arkansas	0.0250493472%
AR33	Bearden City, Arkansas	0.0161101022%
AR34	Beaver Town, Arkansas	0.0051365958%
AR35	Beebe City, Arkansas	0.2412092213%
AR36	Beedeville Town, Arkansas	0.0018030172%
AR37	Bella Vista City, Arkansas	0.5136648745%
AR38	Bellefonte Town, Arkansas	0.0008435545%
AR39	Belleville City, Arkansas	0.0050880860%
AR40	Ben Lomond Town, Arkansas	0.0012499489%
AR41	Benton City, Arkansas	1.3762616667%
AR42	Benton County, Arkansas	1.9493524156%
AR43	Bentonville City, Arkansas	1.3212148347%
AR44	Bergman Town, Arkansas	0.0080191338%
AR45	Berryville City, Arkansas	0.1767673815%
AR47	Big Flat Town, Arkansas	0.0005552148%
AR48	Bigelow Town, Arkansas	0.0028351731%
AR49	Biggers Town, Arkansas	0.0002571446%
AR50	Birdsong Town, Arkansas	0.0001210597%

State ID	Qualifying Subdivision	Consolidated State Allocation
AR51	Black Oak Town, Arkansas	0.0003079439%
AR52	Black Rock City, Arkansas	0.0020552966%
AR53	Black Springs Town, Arkansas	0.0007714338%
AR54	Blevins City, Arkansas	0.0042289340%
AR55	Blue Eye Town, Arkansas	0.0007084713%
AR56	Blue Mountain Town, Arkansas	0.0023457827%
AR57	Bluff City Town, Arkansas	0.0001956131%
AR58	Blytheville City, Arkansas	0.3444881956%
AR59	Bodcaw Town, Arkansas	0.0004892473%
AR60	Bonanza City, Arkansas	0.0271534397%
AR61	Bono City, Arkansas	0.0166311169%
AR62	Boone County, Arkansas	0.6844345049%
AR63	Booneville City, Arkansas	0.2395670446%
AR64	Bradford City, Arkansas	0.0196136795%
AR65	Bradley City, Arkansas	0.0127167093%
AR66	Bradley County, Arkansas	0.0903557767%
AR67	Branch City, Arkansas	0.0001595527%
AR68	Briarcliff City, Arkansas	0.0001841653%
AR69	Brinkley City, Arkansas	0.0788794288%
AR70	Brookland City, Arkansas	0.0336729211%
AR71	Bryant City, Arkansas	1.0536173112%
AR72	Buckner City, Arkansas	0.0065180504%
AR73	Bull Shoals City, Arkansas	0.0692543217%
AR74	Burdette Town, Arkansas	0.0001210597%
AR75	Cabot City, Arkansas	0.9626014299%
AR76	Caddo Valley Town, Arkansas	0.0447599031%
AR77	Caldwell Town, Arkansas	0.0042239256%
AR78	Cale Town, Arkansas	0.0007827384%
AR79	Calhoun County, Arkansas	0.1397959405%
AR80	Calico Rock City, Arkansas	0.0024459503%
AR81	Calion City, Arkansas	0.0029361993%
AR82	Camden City, Arkansas	0.4098542963%
AR83	Cammack Village City, Arkansas	0.0112054660%
AR84	Campbell Station City, Arkansas	0.0043090681%
AR85	Caraway City, Arkansas	0.0225855098%
AR86	Carlisle City, Arkansas	0.1468534652%
AR87	Carroll County, Arkansas	0.5928260605%
AR88	Carthage City, Arkansas	0.0016610654%
AR89	Casa Town, Arkansas	0.0015121018%
AR90	Cash Town, Arkansas	0.0012319187%
AR91	Caulksville Town, Arkansas	0.0006928738%
AR92	Cave City, Arkansas	0.0850463202%
AR93	Cave Springs City, Arkansas	0.0320796835%
AR94	Cedarville City, Arkansas	0.0178802072%
AR95	Centerton City, Arkansas	0.1131077079%
AR96	Central City Town, Arkansas	0.0174268772%
AR97	Charleston City, Arkansas	0.0410054775%
AR98	Cherokee Village City, Arkansas	0.2125413902%
AR99	Cherry Valley City, Arkansas	0.0081466329%



State ID	Qualifying Subdivision	Consolidated State Allocation
AR100	Chester Town, Arkansas	0.0004361585%
AR101	Chicot County, Arkansas	0.2832352637%
AR102	Chidester City, Arkansas	0.0007419559%
AR103	Clarendon City, Arkansas	0.0270484068%
AR104	Clark County, Arkansas	0.3342708117%
AR105	Clarksville City, Arkansas	0.2458837581%
AR106	Clay County, Arkansas	0.0479674136%
AR107	Cleburne County, Arkansas	0.3503158049%
AR108	Cleveland County, Arkansas	0.1143679597%
AR109	Clinton City, Arkansas	0.0824034689%
AR110	Coal Hill City, Arkansas	0.1328713526%
AR111	Colt City, Arkansas	0.0085205444%
AR112	Columbia County, Arkansas	0.0671663991%
AR113	Concord Town, Arkansas	0.0150785188%
AR114	Conway City, Arkansas	2.0922743015%
AR115	Conway County, Arkansas	0.5138971203%
AR116	Corning City, Arkansas	0.0191809554%
AR117	Cotter City, Arkansas	0.0233925747%
AR118	Cotton Plant City, Arkansas	0.0024986099%
AR119	Cove Town, Arkansas	0.0001777260%
AR120	Coy Town, Arkansas	0.0078196572%
AR121	Craighead County, Arkansas	0.9265189050%
AR122	Crawford County, Arkansas	0.9565887967%
AR123	Crawfordsville Town, Arkansas	0.0037229444%
AR124	Crittenden County, Arkansas	0.4864689351%
AR125	Cross County, Arkansas	0.3114968436%
AR126	Crossett City, Arkansas	0.2482926464%
AR127	Cushman City, Arkansas	0.0031235127%
AR128	Daisy Town, Arkansas	0.0019036142%
AR129	Dallas County, Arkansas	0.1170103816%
AR130	Damascus Town, Arkansas	0.0328833141%
AR131	Danville City, Arkansas	0.0554598088%
AR132	Dardanelle City, Arkansas	0.1270318663%
AR133	Datto Town, Arkansas	0.0002041989%
AR134	De Queen City, Arkansas	0.1825177187%
AR135	De Valls Bluff City, Arkansas	0.0153369512%
AR136	Decatur City, Arkansas	0.0461206088%
AR137	Delaplaine Town, Arkansas	0.0012409338%
AR138	Delight City, Arkansas	0.0019036142%
AR139	Dell Town, Arkansas	0.0049627334%
AR140	Denning Town, Arkansas	0.0066893371%
AR141	Dermott City, Arkansas	0.0098811069%
AR142	Des Arc City, Arkansas	0.0461902968%
AR143	Desha County, Arkansas	0.1880442527%
AR144	Dewitt City, Arkansas	0.0561472449%
AR145	Diamond City, Arkansas	0.0067481498%
AR146	Diaz City, Arkansas	0.0144799456%
AR147	Dierks City, Arkansas	0.0109843817%
AR148	Donaldson Town, Arkansas	0.0097288521%

State ID	Qualifying Subdivision	Consolidated State Allocation
AR149	Dover City, Arkansas	0.0357561215%
AR150	Drew County, Arkansas	0.4314342663%
AR151	Dumas City, Arkansas	0.0345209116%
AR152	Dyer City, Arkansas	0.0039248537%
AR153	Dyess Town, Arkansas	0.0004842389%
AR154	Earle City, Arkansas	0.0169920066%
AR155	East Camden Town, Arkansas	0.0077825952%
AR156	Edmondson Town, Arkansas	0.0080664988%
AR157	Egypt Town, Arkansas	0.0007186312%
AR158	El Dorado City, Arkansas	0.7549722601%
AR159	Elaine City, Arkansas	0.0061272536%
AR160	Elkins City, Arkansas	0.0584820092%
AR161	Elm Springs City, Arkansas	0.0169270407%
AR162	Emerson Town, Arkansas	0.0007712907%
AR163	Emmet City, Arkansas	0.0006732695%
AR164	England City, Arkansas	0.1277733929%
AR165	Enola Town, Arkansas	0.0166283981%
AR166	Etowah Town, Arkansas	0.0016945500%
AR167	Eudora City, Arkansas	0.0090127967%
AR168	Eureka Springs City, Arkansas	0.3891361972%
AR169	Evening Shade City, Arkansas	0.0112877465%
AR170	Everton Town, Arkansas	0.0023825585%
AR171	Fairfield Bay City, Arkansas	0.0994183710%
AR172	Fargo Town, Arkansas	0.0003540210%
AR173	Farmington City, Arkansas	0.0908450240%
AR174	Faulkner County, Arkansas	1.0072116540%
AR175	Fayetteville City, Arkansas	2.1103658624%
AR176	Felsenthal Town, Arkansas	0.0017181610%
AR177	Fifty-Six City, Arkansas	0.0004614866%
AR178	Fisher City, Arkansas	0.0019605666%
AR179	Flippin City, Arkansas	0.0956901320%
AR180	Fordyce City, Arkansas	0.0545063561%
AR181	Foreman City, Arkansas	0.0020583016%
AR182	Forrest City, Arkansas	0.2961090931%
AR183	Fort Smith City, Arkansas	3.8434930088%
AR184	Fouke City, Arkansas	0.0054372418%
AR185	Fountain Hill Town, Arkansas	0.0007150537%
AR186	Fountain Lake Town, Arkansas	0.0028270166%
AR187	Fourche Town, Arkansas	0.0009659021%
AR188	Franklin County, Arkansas	0.5981687154%
AR189	Franklin Town, Arkansas	0.0147063245%
AR190	Fredonia (Biscoe) Town, Arkansas	0.0078030580%
AR191	Friendship Town, Arkansas	0.0051302995%
AR192	Fulton County, Arkansas	0.4958178657%
AR193	Fulton Town, Arkansas	0.0066352466%
AR194	Garfield Town, Arkansas	0.0074476060%
AR195	Garland County, Arkansas	1.7334588443%
AR196	Garland Town, Arkansas	0.0002891982%
AR197	Garner Town, Arkansas	0.0077934705%

State ID	Qualifying Subdivision	Consolidated State Allocation
AR198	Gassville City, Arkansas	0.0727563250%
AR199	Gateway Town, Arkansas	0.0062878080%
AR200	Gentry City, Arkansas	0.0904861377%
AR201	Georgetown, Arkansas	0.0040265954%
AR202	Gilbert Town, Arkansas	0.0024831554%
AR203	Gillett City, Arkansas	0.0114616089%
AR204	Gillham Town, Arkansas	0.0013801668%
AR205	Gilmore City, Arkansas	0.0000954454%
AR206	Glenwood City, Arkansas	0.0480021861%
AR207	Goshen Town, Arkansas	0.0031660124%
AR208	Gosnell City, Arkansas	0.0272347186%
AR209	Gould City, Arkansas	0.0171248002%
AR210	Grady City, Arkansas	0.0313103962%
AR211	Grannis City, Arkansas	0.0009242610%
AR212	Grant County, Arkansas	0.2664481715%
AR213	Gravette City, Arkansas	0.0803454535%
AR214	Green Forest City, Arkansas	0.1176088116%
AR215	Greenbrier City, Arkansas	0.0720066419%
AR216	Greene County, Arkansas	0.5298528213%
AR217	Greenland City, Arkansas	0.0237445924%
AR218	Greenway City, Arkansas	0.0004757962%
AR219	Greenwood City, Arkansas	0.2310067194%
AR220	Greers Ferry City, Arkansas	0.0499860774%
AR221	Griffithville Town, Arkansas	0.0045461792%
AR222	Grubbs City, Arkansas	0.0056885194%
AR223	Guion Town, Arkansas	0.0188333737%
AR224	Gum Springs Town, Arkansas	0.0030512489%
AR225	Gurdon City, Arkansas	0.0633258293%
AR226	Guy City, Arkansas	0.0155481618%
AR227	Hackett City, Arkansas	0.0171567108%
AR228	Hamburg City, Arkansas	0.0524650830%
AR229	Hampton City, Arkansas	0.0149258347%
AR230	Hardy City, Arkansas	0.0225704847%
AR231	Harrell Town, Arkansas	0.0015608978%
AR232	Harrisburg City, Arkansas	0.0610374284%
AR233	Harrison City, Arkansas	0.7509041666%
AR234	Hartford City, Arkansas	0.0079703379%
AR235	Hartman City, Arkansas	0.0041808536%
AR236	Haskell City, Arkansas	0.0719017520%
AR237	Hatfield Town, Arkansas	0.0003119506%
AR238	Havana City, Arkansas	0.0028832535%
AR239	Haynes Town, Arkansas	0.0021807923%
AR240	Hazen City, Arkansas	0.0648458015%
AR241	Heber Springs City, Arkansas	0.3767547633%
AR242	Hector Town, Arkansas	0.0046732490%
AR243	Helena-West Helena City, Arkansas	0.1739214762%
AR244	Hempstead County, Arkansas	0.2734659153%
AR245	Hermitage City, Arkansas	0.0121839606%

State ID	Qualifying Subdivision	Consolidated State Allocation
AR246	Hickory Ridge City, Arkansas	0.0037770349%
AR247	Higden Town, Arkansas	0.0085654767%
AR248	Higginson Town, Arkansas	0.0151972889%
AR249	Highfill Town, Arkansas	0.0156011076%
AR250	Highland City, Arkansas	0.0298718460%
AR251	Hindsville Town, Arkansas	0.0033816590%
AR252	Holland City, Arkansas	0.0148864831%
AR253	Holly Grove City, Arkansas	0.0044608936%
AR254	Hope City, Arkansas	0.2248866206%
AR255	Horatio City, Arkansas	0.0029417800%
AR256	Horseshoe Bend City, Arkansas	0.1112109623%
AR257	Horseshoe Lake Town, Arkansas	0.0014319677%
AR258	Hot Spring County, Arkansas	0.4782149797%
AR259	Hot Springs City, Arkansas	3.5617977507%
AR260	Houston Town, Arkansas	0.0052922849%
AR261	Howard County, Arkansas	0.1730249760%
AR262	Hoxie City, Arkansas	0.0120318489%
AR263	Hughes City, Arkansas	0.0113608689%
AR264	Humnoke City, Arkansas	0.0148176536%
AR265	Humphrey City, Arkansas	0.0142685920%
AR266	Hunter Town, Arkansas	0.0001735762%
AR267	Huntington City, Arkansas	0.0062142563%
AR268	Huntsville City, Arkansas	0.0854508543%
AR269	Huttig City, Arkansas	0.0090756161%
AR270	Imboden Town, Arkansas	0.0007621325%
AR271	Independence County, Arkansas	1.0893020276%
AR272	Izard County, Arkansas	0.5513048629%
AR273	Jackson County, Arkansas	0.1817241049%
AR274	Jacksonport Town, Arkansas	0.0050680525%
AR275	Jacksonville City, Arkansas	2.6389305280%
AR276	Jasper City, Arkansas	0.0070526594%
AR277	Jefferson County, Arkansas	0.5992841535%
AR278	Jennette Town, Arkansas	0.0012409338%
AR279	Jericho Town, Arkansas	0.0009641849%
AR281	Johnson City, Arkansas	0.1307711237%
AR282	Johnson County, Arkansas	0.3131687844%
AR283	Joiner City, Arkansas	0.0294738943%
AR284	Jonesboro City, Arkansas	2.1740597362%
AR285	Judsonia City, Arkansas	0.0470208295%
AR286	Junction City, Arkansas	0.0041819983%
AR287	Keiser City, Arkansas	0.0065363668%
AR288	Kensett City, Arkansas	0.0362397881%
AR289	Kibler City, Arkansas	0.0431741065%
AR290	Kingsland City, Arkansas	0.0062036672%
AR291	Knobel City, Arkansas	0.0009218283%
AR292	Knoxville Town, Arkansas	0.0058832739%
AR293	Lafayette County, Arkansas	0.0910619584%
AR294	Lafe Town, Arkansas	0.0028363178%
AR295	Lagrange Town, Arkansas	0.0008239503%

State ID	Qualifying Subdivision	Consolidated State Allocation
AR296	Lake City, Arkansas	0.0259733220%
AR297	Lake View City, Arkansas	0.0047133160%
AR298	Lake Village City, Arkansas	0.0224886334%
AR299	Lakeview City, Arkansas	0.0193402219%
AR300	Lamar City, Arkansas	0.1021685446%
AR301	Lavaca City, Arkansas	0.0302604964%
AR302	Lawrence County, Arkansas	0.4807663922%
AR303	Leachville City, Arkansas	0.0232401768%
AR304	Lead Hill Town, Arkansas	0.0069168607%
AR305	Lee County, Arkansas	0.0989039387%
AR306	Leola Town, Arkansas	0.0013687190%
AR307	Lepanto City, Arkansas	0.0682260295%
AR308	Leslie City, Arkansas	0.0254444370%
AR309	Lewisville City, Arkansas	0.0166148039%
AR310	Lincoln City, Arkansas	0.0464338472%
AR311	Lincoln County, Arkansas	0.1387881111%
AR312	Little Flock City, Arkansas	0.0530723850%
AR313	Little River County, Arkansas	0.3040825791%
AR314	Little Rock City, Arkansas	6.7135694892%
AR315	Lockesburg City, Arkansas	0.0062672021%
AR316	Logan County, Arkansas	0.5058103018%
AR317	London City, Arkansas	0.0142372538%
AR318	Lonoke City, Arkansas	0.2452247983%
AR319	Lonoke County, Arkansas	0.5819398431%
AR320	Louann Town, Arkansas	0.0002119261%
AR321	Luxora City, Arkansas	0.0119226662%
AR322	Lynn Town, Arkansas	0.0001385175%
AR323	Madison City, Arkansas	0.0058260353%
AR324	Madison County, Arkansas	0.3196927018%
AR325	Magazine City, Arkansas	0.0318730520%
AR326	Magness Town, Arkansas	0.0014179443%
AR327	Magnolia City, Arkansas	0.5824169272%
AR328	Malvern City, Arkansas	0.3835695961%
AR329	Mammoth Spring City, Arkansas	0.0072408314%
AR330	Manila City, Arkansas	0.0409124647%
AR331	Mansfield City, Arkansas	0.0007997669%
AR332	Marianna City, Arkansas	0.0846648246%
AR333	Marie Town, Arkansas	0.0009849339%
AR334	Marion City, Arkansas	0.1126915829%
AR335	Marion County, Arkansas	0.3952336867%
AR336	Marked Tree City, Arkansas	0.0992021520%
AR337	Marmaduke City, Arkansas	0.0391761304%
AR338	Marvell City, Arkansas	0.0610375715%
AR339	Maumelle City, Arkansas	0.2572012688%
AR340	Mayflower City, Arkansas	0.0608694329%
AR341	Maynard Town, Arkansas	0.0013140561%
AR342	McCaskill Town, Arkansas	0.0012894435%
AR343	McCrary City, Arkansas	0.0147483949%
AR344	McDougal Town, Arkansas	0.0001189133%

State ID	Qualifying Subdivision	Consolidated State Allocation
AR345	McGehee City, Arkansas	0.0429993856%
AR346	McNab Town, Arkansas	0.0009151028%
AR347	Mcrae City, Arkansas	0.0307843730%
AR348	Melbourne City, Arkansas	0.0687295865%
AR349	Mena City, Arkansas	0.7716866592%
AR350	Menifee Town, Arkansas	0.0106144770%
AR351	Midland Town, Arkansas	0.0002701664%
AR352	Miller County, Arkansas	0.3769094507%
AR353	Mineral Springs City, Arkansas	0.0133569235%
AR354	Minturn Town, Arkansas	0.0002323889%
AR355	Mississippi County, Arkansas	0.4561503415%
AR356	Mitchellville City, Arkansas	0.0000190318%
AR357	Monette City, Arkansas	0.0230987974%
AR358	Monroe County, Arkansas	0.0751267203%
AR359	Montgomery County, Arkansas	0.2264091685%
AR360	Monticello City, Arkansas	0.0526747196%
AR361	Montrose City, Arkansas	0.0059883068%
AR362	Moorefield Town, Arkansas	0.0009616092%
AR363	Moro Town, Arkansas	0.0019858947%
AR364	Morrilton City, Arkansas	0.2597150469%
AR365	Morrison Bluff Town, Arkansas	0.0001732900%
AR366	Mount Ida City, Arkansas	0.0133550632%
AR367	Mount Pleasant Town, Arkansas	0.0122294653%
AR368	Mount Vernon Town, Arkansas	0.0071675659%
AR369	Mountain Home City, Arkansas	0.8447100025%
AR370	Mountain Pine City, Arkansas	0.0111311989%
AR371	Mountainburg City, Arkansas	0.0505877986%
AR372	Mulberry City, Arkansas	0.0839496278%
AR373	Murfreesboro City, Arkansas	0.0401878235%
AR374	Nashville City, Arkansas	0.1174004630%
AR375	Nevada County, Arkansas	0.1042972498%
AR376	Newark City, Arkansas	0.0743959259%
AR377	Newport City, Arkansas	0.2957024125%
AR378	Newton County, Arkansas	0.2538955941%
AR379	Norfork City, Arkansas	0.0071735760%
AR380	Norman Town, Arkansas	0.0054255078%
AR381	Norphlet City, Arkansas	0.0199309247%
AR382	North Little Rock City, Arkansas	1.6145764729%
AR383	Oak Grove Heights Town, Arkansas	0.0108133813%
AR384	Oak Grove Town, Arkansas	0.0031881924%
AR385	Oakhaven Town, Arkansas	0.0008458440%
AR386	Oden Town, Arkansas	0.0002086349%
AR387	Ogden City, Arkansas	0.0000829960%
AR388	Oil Trough Town, Arkansas	0.0018456600%
AR389	O'Kean Town, Arkansas	0.0001714297%
AR390	Okolona Town, Arkansas	0.0019046158%
AR391	Ola City, Arkansas	0.0262882776%
AR392	Omaha Town, Arkansas	0.0030405167%

State ID	Qualifying Subdivision	Consolidated State Allocation
AR393	Oppelo City, Arkansas	0.0090335457%
AR394	Osceola City, Arkansas	0.2492878833%
AR395	Ouachita County, Arkansas	0.2913601460%
AR396	Oxford City, Arkansas	0.0264156336%
AR397	Ozan Town, Arkansas	0.0011369025%
AR398	Ozark City, Arkansas	0.1131238778%
AR399	Palestine City, Arkansas	0.0190803585%
AR400	Pangburn City, Arkansas	0.0157168727%
AR401	Paragould City, Arkansas	1.0056390223%
AR402	Paris City, Arkansas	0.1616167421%
AR403	Parkdale City, Arkansas	0.0007150537%
AR404	Parkin City, Arkansas	0.0145157198%
AR405	Patmos Town, Arkansas	0.0012638292%
AR406	Patterson City, Arkansas	0.0019780244%
AR407	Pea Ridge City, Arkansas	0.1099874863%
AR408	Peach Orchard City, Arkansas	0.0002743162%
AR409	Perla Town, Arkansas	0.0015089537%
AR410	Perry County, Arkansas	0.2411764522%
AR411	Perry Town, Arkansas	0.0054813155%
AR412	Perrytown, Arkansas	0.0014218079%
AR413	Perryville City, Arkansas	0.0413931262%
AR414	Phillips County, Arkansas	0.3245121955%
AR415	Piggott City, Arkansas	0.3895380125%
AR416	Pike County, Arkansas	0.3481536152%
AR417	Pindall Town, Arkansas	0.0030350790%
AR418	Pine Bluff City, Arkansas	0.9840818047%
AR419	Pineville Town, Arkansas	0.0022012551%
AR420	Plainview City, Arkansas	0.0125505741%
AR421	Pleasant Plains Town, Arkansas	0.0024498139%
AR422	Plumerville City, Arkansas	0.0292462276%
AR423	Pocahontas City, Arkansas	0.4671181241%
AR424	Poinsett County, Arkansas	0.4009911787%
AR425	Polk County, Arkansas	0.0691418478%
AR426	Pollard City, Arkansas	0.0004521853%
AR427	Pope County, Arkansas	0.8568421621%
AR428	Portia Town, Arkansas	0.0009455824%
AR429	Portland City, Arkansas	0.0081334680%
AR430	Pottsville City, Arkansas	0.0356473681%
AR431	Powhatan Town, Arkansas	0.0001556891%
AR432	Poyen Town, Arkansas	0.0022812461%
AR433	Prairie County, Arkansas	0.0903177130%
AR434	Prairie Grove City, Arkansas	0.0877670159%
AR435	Prattsville Town, Arkansas	0.0011406231%
AR436	Prescott City, Arkansas	0.0925564594%
AR437	Pulaski County, Arkansas	2.3536109191%
AR438	Pyatt Town, Arkansas	0.0061435666%
AR439	Quitman City, Arkansas	0.0720876345%
AR440	Randolph County, Arkansas	0.0533049170%
AR441	Ratcliff City, Arkansas	0.0038192484%

State ID	Qualifying Subdivision	Consolidated State Allocation
AR442	Ravenden Springs Town, Arkansas	0.0001143342%
AR443	Ravenden Town, Arkansas	0.0021246984%
AR444	Rector City, Arkansas	0.0056501695%
AR445	Redfield City, Arkansas	0.0199888788%
AR446	Reed Town, Arkansas	0.0009294125%
AR447	Reyno City, Arkansas	0.0001714297%
AR448	Rison City, Arkansas	0.0266158258%
AR449	Rockport City, Arkansas	0.0466258829%
AR450	Roe Town, Arkansas	0.0006297682%
AR451	Rogers City, Arkansas	1.7409808606%
AR452	Rondo Town, Arkansas	0.0001282146%
AR453	Rose Bud Town, Arkansas	0.0201332633%
AR454	Rosston Town, Arkansas	0.0012719857%
AR455	Rudy Town, Arkansas	0.0043610122%
AR456	Russell Town, Arkansas	0.0072738867%
AR457	Russellville City, Arkansas	0.9171601007%
AR458	Salem City, Arkansas	0.0044962385%
AR459	Salesville City, Arkansas	0.0064404921%
AR460	Saline County, Arkansas	1.0800200662%
AR461	Scott County, Arkansas	0.3380405487%
AR462	Scranton City, Arkansas	0.0072753177%
AR463	Searcy City, Arkansas	0.9880873649%
AR464	Searcy County, Arkansas	0.2116252857%
AR465	Sebastian County, Arkansas	2.1934833834%
AR466	Sedgwick Town, Arkansas	0.0005311746%
AR467	Sevier County, Arkansas	0.2613059949%
AR468	Shannon Hills City, Arkansas	0.0498163648%
AR469	Sharp County, Arkansas	0.2811885530%
AR470	Sheridan City, Arkansas	0.2276671308%
AR471	Sherrill Town, Arkansas	0.0025761682%
AR472	Sherwood City, Arkansas	0.4241829888%
AR473	Shirley Town, Arkansas	0.0009145304%
AR474	Sidney Town, Arkansas	0.0035774152%
AR475	Siloam Springs City, Arkansas	0.7477783644%
AR476	Smackover City, Arkansas	0.0008007686%
AR477	Smithville Town, Arkansas	0.0001624146%
AR478	South Lead Hill Town, Arkansas	0.0018313504%
AR479	Sparkman City, Arkansas	0.0035065824%
AR480	Springdale City, Arkansas	2.0136786333%
AR481	Springtown, Arkansas	0.0002924895%
AR482	St Francis County, Arkansas	0.2044215163%
AR483	St. Charles Town, Arkansas	0.0024664131%
AR484	St. Francis City, Arkansas	0.0007137659%
AR485	St. Joe Town, Arkansas	0.0076757020%
AR486	St. Paul Town, Arkansas	0.0041619648%
AR487	Stamps City, Arkansas	0.0180207281%
AR488	Star City, Arkansas	0.0564865270%
AR489	Stephens City, Arkansas	0.0116586529%



State ID	Qualifying Subdivision	Consolidated State Allocation
AR490	Stone County, Arkansas	0.2837768844%
AR491	Strawberry Town, Arkansas	0.0006928738%
AR492	Strong City, Arkansas	0.0029361993%
AR493	Stuttgart City, Arkansas	0.2203815101%
AR494	Subiaco Town, Arkansas	0.0109146937%
AR495	Success Town, Arkansas	0.0001784415%
AR496	Sulphur Rock Town, Arkansas	0.0032654646%
AR497	Sulphur Springs City, Arkansas	0.0120908047%
AR498	Summit City, Arkansas	0.0074467474%
AR499	Sunset Town, Arkansas	0.0016041130%
AR500	Swifton City, Arkansas	0.0178930859%
AR501	Taylor City, Arkansas	0.0014103602%
AR502	Texarkana City, Arkansas	0.7683955804%
AR503	Thornton City, Arkansas	0.0022437548%
AR504	Tillar City, Arkansas	0.0003265465%
AR505	Tinsman Town, Arkansas	0.0003150987%
AR506	Tollette Town, Arkansas	0.0032731918%
AR507	Tontitown City, Arkansas	0.0610355681%
AR508	Traskwood City, Arkansas	0.0177678764%
AR509	Trumann City, Arkansas	0.2319945153%
AR510	Tuckerman City, Arkansas	0.0405439909%
AR511	Tull Town, Arkansas	0.0030797252%
AR512	Tupelo Town, Arkansas	0.0005171511%
AR513	Turrell City, Arkansas	0.0090687475%
AR514	Twin Groves Town, Arkansas	0.0156102657%
AR515	Tyronza City, Arkansas	0.0382955139%
AR516	Ulm Town, Arkansas	0.0000897216%
AR517	Union County, Arkansas	0.4520045466%
AR518	Valley Springs Town, Arkansas	0.0032716177%
AR519	Van Buren City, Arkansas	1.7649031789%
AR520	Van Buren County, Arkansas	0.3641848711%
AR521	Vandervoort Town, Arkansas	0.0000659675%
AR522	Victoria Town, Arkansas	0.0005446257%
AR523	Vilonia City, Arkansas	0.1035441323%
AR524	Viola Town, Arkansas	0.0032700437%
AR525	Wabbaseka Town, Arkansas	0.0082530968%
AR526	Waldenburg Town, Arkansas	0.0023526513%
AR527	Waldo City, Arkansas	0.0028426141%
AR528	Waldron City, Arkansas	0.1501465474%
AR529	Walnut Ridge City, Arkansas	0.0315460763%
AR530	Ward City, Arkansas	0.1482609634%
AR531	Warren City, Arkansas	0.1331456688%
AR532	Washington City, Arkansas	0.0014218079%
AR533	Washington County, Arkansas	2.0141562897%
AR534	Watson City, Arkansas	0.0000569524%
AR535	Weiner City, Arkansas	0.0115016760%
AR536	Weldon Town, Arkansas	0.0015514534%
AR537	West Fork City, Arkansas	0.0278779379%
AR538	West Memphis City, Arkansas	0.6402086383%

State ID	Qualifying Subdivision	Consolidated State Allocation
AR539	West Point Town, Arkansas	0.0031173596%
AR540	Western Grove Town, Arkansas	0.0057204300%
AR541	Wheatley City, Arkansas	0.0050976735%
AR542	Whelen Springs Town, Arkansas	0.0002381128%
AR543	White County, Arkansas	0.9979591705%
AR544	White Hall City, Arkansas	0.0551959387%
AR545	Wickes Town, Arkansas	0.0001422380%
AR546	Widener Town, Arkansas	0.0014565804%
AR547	Wiederkehr Village City, Arkansas	0.0015955272%
AR548	Williford Town, Arkansas	0.0025041906%
AR549	Willisville Town, Arkansas	0.0003913692%
AR550	Wilmar City, Arkansas	0.0018078825%
AR551	Wilmot City, Arkansas	0.0171605744%
AR552	Wilson City, Arkansas	0.0038733390%
AR553	Wilton City, Arkansas	0.0002323889%
AR554	Winchester Town, Arkansas	0.0011094280%
AR555	Winslow City, Arkansas	0.0059329284%
AR556	Winthrop City, Arkansas	0.0004315794%
AR557	Woodruff County, Arkansas	0.2136270641%
AR558	Wooster Town, Arkansas	0.0052930004%
AR559	Wrightsville City, Arkansas	0.0089014675%
AR560	Wynne City, Arkansas	0.1541190523%
AR561	Yell County, Arkansas	0.5032932325%
AR562	Yellville City, Arkansas	0.0268081476%
AR563	Zinc Town, Arkansas	0.0018492375%
AR564	Keo Town, Arkansas	0.0137063654%
AR565	Letona Town, Arkansas	0.0096119422%
AR567	Lexa Town, Arkansas	0.0073056542%
AR568	Lonsdale Town, Arkansas	0.0009432928%
AR569	Lowell City, Arkansas	0.2449366017%
AR570	Marshall City, Arkansas	0.0391797079%
AR571	McNeil City, Arkansas	0.0006390694%
AR572	Mountain View City, Arkansas	0.1444262605%
AR573	Nimmons Town, Arkansas	0.0001405209%

State ID	Qualifying Subdivision	Consolidated State Allocation
CA1	Adelanto City, California	Allocations in California will be made in accordance with the California State-Subdivision Agreement.
CA2	Agoura Hills City, California	
CA3	Alameda City, California	
CA4	Alameda County, California	
CA5	Albany City, California	
CA6	Alhambra City, California	
CA7	Aliso Viejo City, California	
CA9	Amador County, California	
CA10	American Canyon City, California	
CA11	Anaheim City, California	
CA12	Anderson City, California	
CA13	Antioch City, California	
CA14	Apple Valley Town, California	
CA15	Arcadia City, California	
CA16	Arcata City, California	
CA17	Arroyo Grande City, California	
CA18	Artesia City, California	
CA19	Arvin City, California	
CA20	Atascadero City, California	
CA21	Atwater City, California	
CA22	Auburn City, California	
CA23	Avenal City, California	
CA24	Azusa City, California	
CA25	Bakersfield City, California	
CA26	Baldwin Park City, California	
CA27	Banning City, California	
CA28	Barstow City, California	
CA29	Beaumont City, California	
CA30	Bell City, California	
CA31	Bell Gardens City, California	
CA32	Bellflower City, California	
CA33	Belmont City, California	
CA34	Benicia City, California	
CA35	Berkeley City, California	
CA36	Beverly Hills City, California	
CA37	Blythe City, California	
CA38	Brawley City, California	
CA39	Brea City, California	
CA40	Brentwood City, California	
CA41	Buena Park City, California	
CA42	Burbank City, California	
CA43	Burlingame City, California	
CA44	Butte County, California	
CA45	Calabasas City, California	
CA46	Calaveras County, California	
CA47	Calexico City, California	
CA48	California City, California	

State ID	Qualifying Subdivision	Consolidated State Allocation
CA49	Camarillo City, California	Allocations in California will be made in accordance with the California State-Subdivision Agreement.
CA50	Campbell City, California	
CA51	Canyon Lake City, California	
CA52	Capitola City, California	
CA53	Carlsbad City, California	
CA54	Carpinteria City, California	
CA55	Carson City, California	
CA56	Cathedral City, California	
CA57	Ceres City, California	
CA58	Cerritos City, California	
CA59	Chico City, California	
CA60	Chino City, California	
CA61	Chino Hills City, California	
CA62	Chowchilla City, California	
CA63	Chula Vista City, California	
CA64	Citrus Heights City, California	
CA65	Claremont City, California	
CA66	Clayton City, California	
CA67	Clearlake City, California	
CA68	Clovis City, California	
CA69	Coachella City, California	
CA70	Coalinga City, California	
CA71	Colton City, California	
CA72	Colusa County, California	
CA73	Commerce City, California	
CA74	Compton City, California	
CA75	Concord City, California	
CA76	Contra Costa County, California	
CA77	Corcoran City, California	
CA78	Corona City, California	
CA79	Coronado City, California	
CA80	Costa Mesa City, California	
CA81	Covina City, California	
CA82	Cudahy City, California	
CA83	Culver City, California	
CA84	Cupertino City, California	
CA85	Cypress City, California	
CA86	Daly City, California	
CA87	Dana Point City, California	
CA88	Danville Town, California	
CA89	Davis City, California	
CA90	Del Norte County, California	
CA91	Delano City, California	
CA92	Desert Hot Springs City, California	
CA93	Diamond Bar City, California	
CA94	Dinuba City, California	
CA95	Dixon City, California	

State ID	Qualifying Subdivision	Consolidated State Allocation
CA96	Downey City, California	Allocations in California will be made in accordance with the California State-Subdivision Agreement.
CA97	Duarte City, California	
CA98	Dublin City, California	
CA99	East Palo Alto City, California	
CA100	Eastvale City, California	
CA101	El Cajon City, California	
CA102	El Centro City, California	
CA103	El Cerrito City, California	
CA104	El Dorado County, California	
CA105	El Monte City, California	
CA106	El Paso De Robles (Paso Robles) City, California	
CA107	El Segundo City, California	
CA108	Elk Grove City, California	
CA109	Emeryville City, California	
CA110	Encinitas City, California	
CA111	Escondido City, California	
CA112	Eureka City, California	
CA113	Exeter City, California	
CA114	Fairfield City, California	
CA115	Farmersville City, California	
CA116	Fillmore City, California	
CA117	Folsom City, California	
CA118	Fontana City, California	
CA119	Fortuna City, California	
CA120	Foster City, California	
CA121	Fountain Valley City, California	
CA122	Fremont City, California	
CA123	Fresno City, California	
CA124	Fresno County, California	
CA125	Fullerton City, California	
CA126	Galt City, California	
CA127	Garden Grove City, California	
CA128	Gardena City, California	
CA129	Gilroy City, California	
CA130	Glendale City, California	
CA131	Glendora City, California	
CA132	Glenn County, California	
CA133	Goleta City, California	
CA134	Grand Terrace City, California	
CA135	Grass Valley City, California	
CA136	Greenfield City, California	
CA137	Grover Beach City, California	
CA138	Half Moon Bay City, California	
CA139	Hanford City, California	
CA140	Hawaiian Gardens City, California	
CA141	Hawthorne City, California	

State ID	Qualifying Subdivision	Consolidated State Allocation
CA142	Hayward City, California	Allocations in California will be made in accordance with the California State-Subdivision Agreement.
CA143	Healdsburg City, California	
CA144	Hemet City, California	
CA145	Hercules City, California	
CA146	Hermosa Beach City, California	
CA147	Hesperia City, California	
CA148	Highland City, California	
CA149	Hillsborough Town, California	
CA150	Hollister City, California	
CA151	Humboldt County, California	
CA152	Huntington Beach City, California	
CA153	Huntington Park City, California	
CA154	Imperial Beach City, California	
CA155	Imperial City, California	
CA156	Imperial County, California	
CA157	Indio City, California	
CA158	Inglewood City, California	
CA159	Inyo County, California	
CA160	Irvine City, California	
CA161	Jurupa Valley City, California	
CA162	Kerman City, California	
CA163	Kern County, California	
CA164	King City, California	
CA165	Kings County, California	
CA166	Kingsburg City, California	
CA167	La Cañada Flintridge City, California	
CA168	La Habra City, California	
CA169	La Mesa City, California	
CA170	La Mirada City, California	
CA171	La Palma City, California	
CA172	La Puente City, California	
CA173	La Quinta City, California	
CA174	La Verne City, California	
CA175	Lafayette City, California	
CA176	Laguna Beach City, California	
CA177	Laguna Hills City, California	
CA178	Laguna Niguel City, California	
CA179	Laguna Woods City, California	
CA180	Lake County, California	
CA181	Lake Elsinore City, California	
CA182	Lake Forest City, California	
CA183	Lakeport City, California	
CA184	Lakewood City, California	
CA185	Lancaster City, California	
CA186	Larkspur City, California	
CA187	Lassen County, California	
CA188	Lathrop City, California	

State ID	Qualifying Subdivision	Consolidated State Allocation
CA189	Lawndale City, California	Allocations in California will be made in accordance with the California State-Subdivision Agreement.
CA190	Lemon Grove City, California	
CA191	Lemoore City, California	
CA192	Lincoln City, California	
CA193	Lindsay City, California	
CA194	Livermore City, California	
CA195	Livingston City, California	
CA196	Lodi City, California	
CA197	Loma Linda City, California	
CA198	Lomita City, California	
CA199	Lompoc City, California	
CA200	Long Beach City, California	
CA201	Los Alamitos City, California	
CA202	Los Altos City, California	
CA203	Los Angeles City, California	
CA204	Los Angeles County, California	
CA205	Los Banos City, California	
CA206	Los Gatos Town, California	
CA207	Lynwood City, California	
CA208	Madera City, California	
CA209	Madera County, California	
CA210	Malibu City, California	
CA211	Manhattan Beach City, California	
CA212	Manteca City, California	
CA213	Marin County, California	
CA214	Marina City, California	
CA215	Mariposa County, California	
CA216	Martinez City, California	
CA217	Marysville City, California	
CA218	Maywood City, California	
CA219	McFarland City, California	
CA220	Mendocino County, California	
CA221	Mendota City, California	
CA222	Menifee City, California	
CA223	Menlo Park City, California	
CA224	Merced City, California	
CA225	Merced County, California	
CA226	Mill Valley City, California	
CA227	Millbrae City, California	
CA228	Milpitas City, California	
CA229	Mission Viejo City, California	
CA230	Modesto City, California	
CA231	Modoc County, California	
CA232	Mono County, California	
CA233	Monrovia City, California	
CA234	Montclair City, California	
CA235	Montebello City, California	

State ID	Qualifying Subdivision	Consolidated State Allocation
CA236	Monterey City, California	Allocations in California will be made in accordance with the California State-Subdivision Agreement.
CA237	Monterey County, California	
CA238	Monterey Park City, California	
CA239	Moorpark City, California	
CA240	Moraga Town, California	
CA241	Moreno Valley City, California	
CA242	Morgan Hill City, California	
CA243	Morro Bay City, California	
CA244	Mountain View City, California	
CA245	Murrieta City, California	
CA246	Napa City, California	
CA247	Napa County, California	
CA248	National City, California	
CA249	Nevada County, California	
CA250	Newark City, California	
CA251	Newman City, California	
CA252	Newport Beach City, California	
CA253	Norco City, California	
CA254	Norwalk City, California	
CA255	Novato City, California	
CA256	Oakdale City, California	
CA257	Oakland City, California	
CA258	Oakley City, California	
CA259	Oceanside City, California	
CA260	Ontario City, California	
CA261	Orange City, California	
CA262	Orange County, California	
CA263	Orange Cove City, California	
CA264	Orinda City, California	
CA265	Oroville City, California	
CA266	Oxnard City, California	
CA267	Pacific Grove City, California	
CA268	Pacifica City, California	
CA269	Palm Desert City, California	
CA270	Palm Springs City, California	
CA271	Palmdale City, California	
CA272	Palo Alto City, California	
CA273	Palos Verdes Estates City, California	
CA274	Paramount City, California	
CA275	Parlier City, California	
CA276	Pasadena City, California	
CA277	Patterson City, California	
CA278	Perris City, California	
CA279	Petaluma City, California	
CA280	Pico Rivera City, California	
CA281	Piedmont City, California	
CA282	Pinole City, California	



State ID	Qualifying Subdivision	Consolidated State Allocation
CA283	Pittsburg City, California	Allocations in California will be made in accordance with the California State-Subdivision Agreement.
CA284	Placentia City, California	
CA285	Placer County, California	
CA286	Placerville City, California	
CA287	Pleasant Hill City, California	
CA288	Pleasanton City, California	
CA289	Plumas County, California	
CA290	Pomona City, California	
CA291	Port Hueneme City, California	
CA292	Porterville City, California	
CA293	Poway City, California	
CA294	Rancho Cordova City, California	
CA295	Rancho Cucamonga City, California	
CA296	Rancho Mirage City, California	
CA297	Rancho Palos Verdes City, California	
CA298	Rancho Santa Margarita City, California	
CA299	Red Bluff City, California	
CA300	Redding City, California	
CA301	Redlands City, California	
CA302	Redondo Beach City, California	
CA303	Redwood City, California	
CA304	Reedley City, California	
CA305	Rialto City, California	
CA306	Richmond City, California	
CA307	Ridgecrest City, California	
CA308	Ripon City, California	
CA309	Riverbank City, California	
CA310	Riverside City, California	
CA311	Riverside County, California	
CA312	Rocklin City, California	
CA313	Rohnert Park City, California	
CA314	Rosemead City, California	
CA315	Roseville City, California	
CA316	Sacramento City, California	
CA317	Sacramento County, California	
CA318	Salinas City, California	
CA319	San Anselmo Town, California	
CA320	San Benito County, California	
CA321	San Bernardino City, California	
CA322	San Bernardino County, California	
CA323	San Bruno City, California	
CA324	San Buenaventura (Ventura) City, California	
CA325	San Carlos City, California	
CA326	San Clemente City, California	
CA327	San Diego City, California	
CA328	San Diego County, California	

State ID	Qualifying Subdivision	Consolidated State Allocation
CA329	San Dimas City, California	Allocations in California will be made in accordance with the California State-Subdivision Agreement.
CA330	San Fernando City, California	
CA331	San Francisco City, California	
CA332	San Gabriel City, California	
CA333	San Jacinto City, California	
CA334	San Joaquin County, California	
CA335	San Jose City, California	
CA336	San Juan Capistrano City, California	
CA337	San Leandro City, California	
CA338	San Luis Obispo City, California	
CA339	San Luis Obispo County, California	
CA340	San Marcos City, California	
CA341	San Marino City, California	
CA342	San Mateo City, California	
CA343	San Mateo County, California	
CA344	San Pablo City, California	
CA345	San Rafael City, California	
CA346	San Ramon City, California	
CA347	Sanger City, California	
CA348	Santa Ana City, California	
CA349	Santa Barbara City, California	
CA350	Santa Barbara County, California	
CA351	Santa Clara City, California	
CA352	Santa Clara County, California	
CA353	Santa Clarita City, California	
CA354	Santa Cruz City, California	
CA355	Santa Cruz County, California	
CA356	Santa Fe Springs City, California	
CA357	Santa Maria City, California	
CA358	Santa Monica City, California	
CA359	Santa Paula City, California	
CA360	Santa Rosa City, California	
CA361	Santee City, California	
CA362	Saratoga City, California	
CA363	Scotts Valley City, California	
CA364	Seal Beach City, California	
CA365	Seaside City, California	
CA366	Selma City, California	
CA367	Shafter City, California	
CA368	Shasta County, California	
CA369	Shasta Lake City, California	
CA371	Sierra Madre City, California	
CA372	Signal Hill City, California	
CA373	Simi Valley City, California	
CA374	Siskiyou County, California	
CA375	Solana Beach City, California	
CA376	Solano County, California	

State ID	Qualifying Subdivision	Consolidated State Allocation
CA377	Soledad City, California	Allocations in California will be made in accordance with the California State-Subdivision Agreement.
CA378	Sonoma City, California	
CA379	Sonoma County, California	
CA380	South El Monte City, California	
CA381	South Gate City, California	
CA382	South Lake Tahoe City, California	
CA383	South Pasadena City, California	
CA384	South San Francisco City, California	
CA385	Stanislaus County, California	
CA386	Stanton City, California	
CA387	Stockton City, California	
CA388	Suisun City, California	
CA389	Sunnyvale City, California	
CA390	Susanville City, California	
CA391	Sutter County, California	
CA392	Tehachapi City, California	
CA393	Tehama County, California	
CA394	Temecula City, California	
CA395	Temple City, California	
CA396	Thousand Oaks City, California	
CA397	Torrance City, California	
CA398	Tracy City, California	
CA399	Trinity County, California	
CA400	Truckee Town, California	
CA401	Tulare City, California	
CA402	Tulare County, California	
CA403	Tuolumne County, California	
CA404	Turlock City, California	
CA405	Tustin City, California	
CA406	Twentynine Palms City, California	
CA407	Ukiah City, California	
CA408	Union City, California	
CA409	Upland City, California	
CA410	Vacaville City, California	
CA411	Vallejo City, California	
CA412	Ventura County, California	
CA413	Victorville City, California	
CA414	Visalia City, California	
CA415	Vista City, California	
CA416	Walnut City, California	
CA417	Walnut Creek City, California	
CA418	Wasco City, California	
CA419	Watsonville City, California	
CA420	West Covina City, California	
CA421	West Hollywood City, California	
CA422	West Sacramento City, California	
CA423	Westminster City, California	

<b>State ID</b>	<b>Qualifying Subdivision</b>	<b>Consolidated State Allocation</b>
CA424	Whittier City, California	Allocations in California will be made in accordance with the California State-Subdivision Agreement.
CA425	Wildomar City, California	
CA426	Windsor Town, California	
CA427	Woodland City, California	
CA428	Yolo County, California	
CA429	Yorba Linda City, California	
CA430	Yuba City, California	
CA431	Yuba County, California	
CA432	Yucaipa City, California	
CA433	Yucca Valley Town, California	

State ID	Qualifying Subdivision	Consolidated State Allocation
CO1	Adams County, Colorado	Allocations in Colorado will be made in accordance with the Colorado Opioids Settlement Memorandum of Understanding.
CO2	Alamosa City, Colorado	
CO3	Alamosa County, Colorado	
CO4	Arapahoe County, Colorado	
CO5	Archuleta County, Colorado	
CO6	Arvada City, Colorado	
CO7	Aurora City, Colorado	
CO8	Baca County, Colorado	
CO9	Bent County, Colorado	
CO10	Black Hawk City, Colorado	
CO11	Boulder City, Colorado	
CO12	Boulder County, Colorado	
CO13	Brighton City, Colorado	
CO14	Broomfield City, Colorado	
CO15	Cañon City, Colorado	
CO16	Castle Pines City, Colorado	
CO17	Castle Rock Town, Colorado	
CO18	Centennial City, Colorado	
CO19	Chaffee County, Colorado	
CO20	Cheyenne County, Colorado	
CO21	Clear Creek County, Colorado	
CO22	Colorado Springs City, Colorado	
CO23	Commerce City, Colorado	
CO24	Conejos County, Colorado	
CO25	Costilla County, Colorado	
CO26	Crowley County, Colorado	
CO27	Custer County, Colorado	
CO28	Delta County, Colorado	
CO29	Denver City, Colorado	
CO30	Dolores County, Colorado	
CO31	Douglas County, Colorado	
CO32	Durango City, Colorado	
CO33	Eagle County, Colorado	
CO34	El Paso County, Colorado	
CO35	Elbert County, Colorado	
CO36	Englewood City, Colorado	
CO37	Erie Town, Colorado	
CO38	Evans City, Colorado	
CO39	Federal Heights City, Colorado	
CO40	Firestone Town, Colorado	
CO41	Fort Collins City, Colorado	
CO42	Fort Morgan City, Colorado	
CO43	Fountain City, Colorado	
CO44	Frederick Town, Colorado	
CO45	Fremont County, Colorado	
CO46	Fruita City, Colorado	
CO47	Garfield County, Colorado	
CO48	Gilpin County, Colorado	
CO49	Golden City, Colorado	

State ID	Qualifying Subdivision	Consolidated State Allocation
CO50	Grand County, Colorado	Allocations in Colorado will be made in accordance with the Colorado Opioids Settlement Memorandum of Understanding.
CO51	Grand Junction City, Colorado	
CO52	Greeley City, Colorado	
CO53	Greenwood Village City, Colorado	
CO54	Gunnison County, Colorado	
CO55	Hinsdale County, Colorado	
CO56	Hudson Town, Colorado	
CO57	Huerfano County, Colorado	
CO58	Jackson County, Colorado	
CO59	Jefferson County, Colorado	
CO60	Johnstown, Colorado	
CO61	Kiowa County, Colorado	
CO62	Kit Carson County, Colorado	
CO63	La Plata County, Colorado	
CO64	Lafayette City, Colorado	
CO65	Lake County, Colorado	
CO66	Lakewood City, Colorado	
CO67	Larimer County, Colorado	
CO68	Las Animas County, Colorado	
CO69	Lincoln County, Colorado	
CO70	Littleton City, Colorado	
CO71	Logan County, Colorado	
CO72	Lone Tree City, Colorado	
CO73	Longmont City, Colorado	
CO74	Louisville City, Colorado	
CO75	Loveland City, Colorado	
CO76	Mesa County, Colorado	
CO77	Mineral County, Colorado	
CO78	Moffat County, Colorado	
CO79	Montezuma County, Colorado	
CO80	Montrose City, Colorado	
CO81	Montrose County, Colorado	
CO82	Morgan County, Colorado	
CO83	Northglenn City, Colorado	
CO84	Otero County, Colorado	
CO85	Ouray County, Colorado	
CO86	Park County, Colorado	
CO87	Parker Town, Colorado	
CO88	Phillips County, Colorado	
CO89	Pitkin County, Colorado	
CO90	Prowers County, Colorado	
CO91	Pueblo City, Colorado	
CO92	Pueblo County, Colorado	
CO93	Rio Blanco County, Colorado	
CO94	Rio Grande County, Colorado	
CO95	Routt County, Colorado	
CO96	Saguache County, Colorado	
CO97	San Juan County, Colorado	

State ID	Qualifying Subdivision	Consolidated State Allocation
CO98	San Miguel County, Colorado	Allocations in Colorado will be made in accordance with the Colorado Opioids Settlement Memorandum of Understanding.
CO99	Sedgwick County, Colorado	
CO100	Sheridan City, Colorado	
CO101	Steamboat Springs City, Colorado	
CO102	Sterling City, Colorado	
CO103	Summit County, Colorado	
CO104	Superior Town, Colorado	
CO105	Teller County, Colorado	
CO106	Thornton City, Colorado	
CO107	Washington County, Colorado	
CO108	Weld County, Colorado	
CO109	Wellington Town, Colorado	
CO110	Westminster City, Colorado	
CO111	Wheat Ridge City, Colorado	
CO112	Windsor Town, Colorado	
CO113	Yuma County, Colorado	
CO114	Aguilar Town, Colorado	
CO115	Akron Town, Colorado	
CO116	Alma Town, Colorado	
CO117	Antonito Town, Colorado	
CO118	Arriba Town, Colorado	
CO119	Aspen City, Colorado	
CO120	Ault Town, Colorado	
CO121	Avon Town, Colorado	
CO122	Basalt Town, Colorado	
CO123	Bayfield Town, Colorado	
CO124	Bennett Town, Colorado	
CO125	Berthoud Town, Colorado	
CO126	Bethune Town, Colorado	
CO127	Blanca Town, Colorado	
CO128	Blue River Town, Colorado	
CO129	Boone Town, Colorado	
CO130	Bow Mar Town, Colorado	
CO131	Branson Town, Colorado	
CO132	Breckenridge Town, Colorado	
CO133	Brookside Town, Colorado	
CO134	Brush City, Colorado	
CO135	Buena Vista Town, Colorado	
CO136	Burlington City, Colorado	
CO137	Calhan Town, Colorado	
CO138	Campo Town, Colorado	
CO139	Carbondale Town, Colorado	
CO140	Cedaredge Town, Colorado	
CO141	Center Town, Colorado	
CO142	Central City, Colorado	
CO143	Cheraw Town, Colorado	
CO144	Cherry Hills Village City, Colorado	
CO145	Cheyenne Wells Town, Colorado	

State ID	Qualifying Subdivision	Consolidated State Allocation
CO146	City Of Creede Town, Colorado	Allocations in Colorado will be made in accordance with the Colorado Opioids Settlement Memorandum of Understanding.
CO147	Coal Creek Town, Colorado	
CO148	Cokedale Town, Colorado	
CO149	Collbran Town, Colorado	
CO150	Columbine Valley Town, Colorado	
CO151	Cortez City, Colorado	
CO152	Craig City, Colorado	
CO153	Crawford Town, Colorado	
CO154	Crested Butte Town, Colorado	
CO155	Crestone Town, Colorado	
CO156	Cripple Creek City, Colorado	
CO157	Crook Town, Colorado	
CO158	Crowley Town, Colorado	
CO159	Dacono City, Colorado	
CO160	De Beque Town, Colorado	
CO161	Deer Trail Town, Colorado	
CO162	Del Norte Town, Colorado	
CO163	Delta City, Colorado	
CO164	Dillon Town, Colorado	
CO165	Dinosaur Town, Colorado	
CO166	Dolores Town, Colorado	
CO167	Dove Creek Town, Colorado	
CO168	Eads Town, Colorado	
CO169	Eagle Town, Colorado	
CO170	Eaton Town, Colorado	
CO171	Eckley Town, Colorado	
CO172	Edgewater City, Colorado	
CO173	Elizabeth Town, Colorado	
CO174	Empire Town, Colorado	
CO175	Estes Park Town, Colorado	
CO176	Fairplay Town, Colorado	
CO177	Flagler Town, Colorado	
CO178	Fleming Town, Colorado	
CO179	Florence City, Colorado	
CO180	Fort Lupton City, Colorado	
CO181	Fowler Town, Colorado	
CO182	Foxfield Town, Colorado	
CO183	Fraser Town, Colorado	
CO184	Frisco Town, Colorado	
CO185	Garden City Town, Colorado	
CO186	Genoa Town, Colorado	
CO187	Georgetown Town, Colorado	
CO188	Gilcrest Town, Colorado	
CO189	Glendale City, Colorado	
CO190	Glenwood Springs City, Colorado	
CO191	Granada Town, Colorado	
CO192	Granby Town, Colorado	
CO193	Grand Lake Town, Colorado	



State ID	Qualifying Subdivision	Consolidated State Allocation
CO194	Green Mountain Falls Town, Colorado	Allocations in Colorado will be made in accordance with the Colorado Opioids Settlement Memorandum of Understanding.
CO195	Grover Town, Colorado	
CO196	Gunnison City, Colorado	
CO197	Gypsum Town, Colorado	
CO198	Hartman Town, Colorado	
CO199	Haswell Town, Colorado	
CO200	Haxtun Town, Colorado	
CO201	Hayden Town, Colorado	
CO202	Hillrose Town, Colorado	
CO203	Holly Town, Colorado	
CO204	Holyoke City, Colorado	
CO205	Hooper Town, Colorado	
CO206	Hot Sulphur Springs Town, Colorado	
CO207	Hotchkiss Town, Colorado	
CO208	Hugo Town, Colorado	
CO209	Idaho Springs City, Colorado	
CO210	Ignacio Town, Colorado	
CO211	Iliff Town, Colorado	
CO212	Jamestown Town, Colorado	
CO213	Julesburg Town, Colorado	
CO214	Keenesburg Town, Colorado	
CO215	Kersey Town, Colorado	
CO216	Kim Town, Colorado	
CO217	Kiowa Town, Colorado	
CO218	Kit Carson Town, Colorado	
CO219	Kremmling Town, Colorado	
CO220	La Jara Town, Colorado	
CO221	La Junta City, Colorado	
CO222	La Salle Town, Colorado	
CO223	La Veta Town, Colorado	
CO224	Lake City Town, Colorado	
CO225	Lakeside Town, Colorado	
CO226	Lamar City, Colorado	
CO227	Larkspur Town, Colorado	
CO228	Las Animas City, Colorado	
CO229	Leadville City, Colorado	
CO230	Limon Town, Colorado	
CO231	Lochbuie Town, Colorado	
CO232	Log Lane Village Town, Colorado	
CO233	Lyons Town, Colorado	
CO234	Manassa Town, Colorado	
CO235	Mancos Town, Colorado	
CO236	Manitou Springs City, Colorado	
CO237	Manzanola Town, Colorado	
CO238	Marble Town, Colorado	
CO239	Mead Town, Colorado	
CO240	Meeker Town, Colorado	

State ID	Qualifying Subdivision	Consolidated State Allocation
CO241	Merino Town, Colorado	Allocations in Colorado will be made in accordance with the Colorado Opioids Settlement Memorandum of Understanding.
CO242	Milliken Town, Colorado	
CO243	Minturn Town, Colorado	
CO244	Moffat Town, Colorado	
CO245	Monte Vista City, Colorado	
CO246	Montezuma Town, Colorado	
CO247	Monument Town, Colorado	
CO248	Morrison Town, Colorado	
CO249	Mount Crested Butte Town, Colorado	
CO250	Mountain View Town, Colorado	
CO251	Mountain Village Town, Colorado	
CO252	Naturita Town, Colorado	
CO253	Nederland Town, Colorado	
CO254	New Castle Town, Colorado	
CO255	Norwood Town, Colorado	
CO256	Nucla Town, Colorado	
CO257	Nunn Town, Colorado	
CO258	Oak Creek Town, Colorado	
CO259	Olathe Town, Colorado	
CO260	Olney Springs Town, Colorado	
CO261	Ophir Town, Colorado	
CO262	Orchard City Town, Colorado	
CO263	Ordway Town, Colorado	
CO264	Otis Town, Colorado	
CO265	Ouray City, Colorado	
CO266	Ovid Town, Colorado	
CO267	Pagosa Springs Town, Colorado	
CO268	Palisade Town, Colorado	
CO269	Palmer Lake Town, Colorado	
CO270	Paoli Town, Colorado	
CO271	Paonia Town, Colorado	
CO272	Parachute Town, Colorado	
CO273	Peetz Town, Colorado	
CO274	Pierce Town, Colorado	
CO275	Pitkin Town, Colorado	
CO276	Platteville Town, Colorado	
CO277	Poncha Springs Town, Colorado	
CO278	Pritchett Town, Colorado	
CO279	Ramah Town, Colorado	
CO280	Rangely Town, Colorado	
CO281	Raymer (New Raymer) Town, Colorado	
CO282	Red Cliff Town, Colorado	
CO283	Rico Town, Colorado	
CO284	Ridgway Town, Colorado	
CO285	Rifle City, Colorado	
CO286	Rockvale Town, Colorado	
CO287	Rocky Ford City, Colorado	

State ID	Qualifying Subdivision	Consolidated State Allocation
CO288	Romeo Town, Colorado	Allocations in Colorado will be made in accordance with the Colorado Opioids Settlement Memorandum of Understanding.
CO289	Rye Town, Colorado	
CO290	Saguache Town, Colorado	
CO291	Salida City, Colorado	
CO292	San Luis Town, Colorado	
CO293	Sanford Town, Colorado	
CO294	Sawpit Town, Colorado	
CO295	Sedgwick Town, Colorado	
CO296	Seibert Town, Colorado	
CO297	Severance Town, Colorado	
CO298	Sheridan Lake Town, Colorado	
CO299	Silt Town, Colorado	
CO300	Silver Cliff Town, Colorado	
CO301	Silver Plume Town, Colorado	
CO302	Silverthorne Town, Colorado	
CO303	Silverton Town, Colorado	
CO304	Simla Town, Colorado	
CO305	Snowmass Village Town, Colorado	
CO306	South Fork Town, Colorado	
CO307	Springfield Town, Colorado	
CO308	Starkville Town, Colorado	
CO309	Stratton Town, Colorado	
CO310	Sugar City Town, Colorado	
CO311	Swink Town, Colorado	
CO312	Telluride Town, Colorado	
CO313	Timnath Town, Colorado	
CO314	Trinidad City, Colorado	
CO315	Two Buttes Town, Colorado	
CO316	Vail Town, Colorado	
CO317	Victor City, Colorado	
CO318	Vilas Town, Colorado	
CO319	Vona Town, Colorado	
CO320	Walden Town, Colorado	
CO321	Walsenburg City, Colorado	
CO322	Walsh Town, Colorado	
CO323	Ward Town, Colorado	
CO324	Westcliffe Town, Colorado	
CO325	Wiggins Town, Colorado	
CO326	Wiley Town, Colorado	
CO327	Williamsburg Town, Colorado	
CO328	Winter Park Town, Colorado	
CO329	Woodland Park City, Colorado	
CO330	Wray City, Colorado	
CO331	Yampa Town, Colorado	
CO332	Yuma City, Colorado	

State ID	Qualifying Subdivision	Consolidated State Allocation
CT1	Andover Town, Connecticut	0.0513214640%
CT2	Ansonia City, Connecticut	0.5316052437%
CT3	Ashford Town, Connecticut	0.1096965130%
CT4	Avon Town, Connecticut	0.5494886534%
CT5	Barkhamsted Town, Connecticut	0.0620629520%
CT6	Beacon Falls Town, Connecticut	0.1953947308%
CT7	Berlin Town, Connecticut	0.5215629385%
CT8	Bethany Town, Connecticut	0.1039156068%
CT9	Bethel Town, Connecticut	0.3522422145%
CT10	Bethlehem Town, Connecticut	0.0078647202%
CT11	Bloomfield Town, Connecticut	0.4888368136%
CT12	Bolton Town, Connecticut	0.1520831395%
CT13	Bozrah Town, Connecticut	0.0582057867%
CT14	Branford Town, Connecticut	0.8903816954%
CT15	Bridgeport City, Connecticut	3.2580743095%
CT16	Bridgewater Town, Connecticut	0.0118125935%
CT17	Bristol City, Connecticut	1.3355768908%
CT18	Brookfield Town, Connecticut	0.3087903124%
CT19	Brooklyn Town, Connecticut	0.1880661562%
CT20	Burlington Town, Connecticut	0.2348761319%
CT21	Canaan Town, Connecticut	0.0343343640%
CT22	Canterbury Town, Connecticut	0.1354310071%
CT23	Canton Town, Connecticut	0.2669011966%
CT24	Chaplin Town, Connecticut	0.0523959290%
CT25	Cheshire Town, Connecticut	0.9783113499%
CT26	Chester Town, Connecticut	0.0772387574%
CT27	Clinton Town, Connecticut	0.5348726093%
CT28	Colchester Town, Connecticut	0.6134395770%
CT29	Colebrook Town, Connecticut	0.0296870114%
CT30	Columbia Town, Connecticut	0.1005666237%
CT31	Cornwall Town, Connecticut	0.0486027928%
CT32	Coventry Town, Connecticut	0.3460011479%
CT33	Cromwell Town, Connecticut	0.4750451453%
CT34	Danbury City, Connecticut	1.1556465907%
CT35	Darien Town, Connecticut	0.6429649345%
CT36	Deep River Town, Connecticut	0.0924563595%
CT37	Derby City, Connecticut	0.3503125449%
CT38	Durham Town, Connecticut	0.0079309232%
CT39	East Granby Town, Connecticut	0.1455975170%
CT40	East Haddam Town, Connecticut	0.3145696377%
CT41	East Hampton Town, Connecticut	0.4637546663%
CT42	East Hartford Town, Connecticut	1.2645454069%
CT43	East Haven Town, Connecticut	0.8590923735%
CT44	East Lyme Town, Connecticut	0.6375826296%
CT45	East Windsor Town, Connecticut	0.2419743793%
CT46	Eastford Town, Connecticut	0.0446651958%
CT47	Easton Town, Connecticut	0.1354961231%
CT48	Ellington Town, Connecticut	0.4010047839%
CT49	Enfield Town, Connecticut	0.9173431190%

State ID	Qualifying Subdivision	Consolidated State Allocation
CT50	Essex Town, Connecticut	0.1431870357%
CT51	Fairfield Town, Connecticut	1.4212308415%
CT52	Farmington Town, Connecticut	0.6572091547%
CT53	Franklin Town, Connecticut	0.0446032416%
CT54	Glastonbury Town, Connecticut	1.0420644550%
CT55	Goshen Town, Connecticut	0.0030464255%
CT56	Granby Town, Connecticut	0.2928405247%
CT57	Greenwich Town, Connecticut	1.5644702467%
CT58	Griswold Town, Connecticut	0.3865570141%
CT59	Groton Town, Connecticut	1.4033874500%
CT60	Guilford Town, Connecticut	0.8399392493%
CT61	Haddam Town, Connecticut	0.0151716553%
CT62	Hamden Town, Connecticut	1.7724359413%
CT63	Hampton Town, Connecticut	0.0429454985%
CT64	Hartford City, Connecticut	5.3268549899%
CT65	Hartland Town, Connecticut	0.0359782738%
CT66	Harwinton Town, Connecticut	0.0126363764%
CT67	Hebron Town, Connecticut	0.1593443254%
CT68	Kent Town, Connecticut	0.0835899976%
CT69	Killingly Town, Connecticut	0.6116898413%
CT70	Killingworth Town, Connecticut	0.2652963170%
CT71	Lebanon Town, Connecticut	0.2746607824%
CT72	Ledyard Town, Connecticut	0.5514380850%
CT73	Lisbon Town, Connecticut	0.1156355161%
CT74	Litchfield Town, Connecticut	0.3481982974%
CT75	Lyme Town, Connecticut	0.0023141411%
CT76	Madison Town, Connecticut	0.7594223560%
CT77	Manchester Town, Connecticut	1.3929765818%
CT78	Mansfield Town, Connecticut	0.3058754037%
CT79	Marlborough Town, Connecticut	0.0766010346%
CT80	Meriden City, Connecticut	1.8508778149%
CT81	Middlebury Town, Connecticut	0.0276033951%
CT82	Middlefield Town, Connecticut	0.0075627554%
CT83	Middletown City, Connecticut	1.5343128975%
CT84	Milford City, Connecticut	1.8215679630%
CT85	Monroe Town, Connecticut	0.4307375445%
CT86	Montville Town, Connecticut	0.5806185940%
CT87	Morris Town, Connecticut	0.0099785725%
CT88	Naugatuck Borough, Connecticut	1.0644527326%
CT89	New Britain City, Connecticut	1.5740557511%
CT90	New Canaan Town, Connecticut	0.6136187204%
CT91	New Fairfield Town, Connecticut	0.2962030448%
CT92	New Hartford Town, Connecticut	0.1323482193%
CT93	New Haven City, Connecticut	5.8061427601%
CT94	New London City, Connecticut	1.0536729060%
CT95	New Milford Town, Connecticut	1.0565475001%
CT96	Newington Town, Connecticut	0.7132456565%
CT97	Newtown, Connecticut	0.5964476353%
CT98	Norfolk Town, Connecticut	0.0442819100%

State ID	Qualifying Subdivision	Consolidated State Allocation
CT99	North Branford Town, Connecticut	0.4795791623%
CT100	North Canaan Town, Connecticut	0.0913148022%
CT101	North Haven Town, Connecticut	0.7922543069%
CT102	North Stonington Town, Connecticut	0.1803885830%
CT103	Norwalk City, Connecticut	1.5918210823%
CT104	Norwich City, Connecticut	1.1639182124%
CT105	Old Lyme Town, Connecticut	0.0247921386%
CT106	Old Saybrook Town, Connecticut	0.4181170767%
CT107	Orange Town, Connecticut	0.3683598812%
CT108	Oxford Town, Connecticut	0.3955127994%
CT109	Plainfield Town, Connecticut	0.5352043161%
CT110	Plainville Town, Connecticut	0.3937549612%
CT111	Plymouth Town, Connecticut	0.4213382978%
CT112	Pomfret Town, Connecticut	0.1174722050%
CT113	Portland Town, Connecticut	0.3205523149%
CT114	Preston Town, Connecticut	0.1319895374%
CT115	Prospect Town, Connecticut	0.3056173107%
CT116	Putnam Town, Connecticut	0.2953254103%
CT117	Redding Town, Connecticut	0.1726435223%
CT118	Ridgefield Town, Connecticut	0.6645173744%
CT119	Rocky Hill Town, Connecticut	0.3929175425%
CT120	Roxbury Town, Connecticut	0.0037924445%
CT121	Salem Town, Connecticut	0.1075219911%
CT122	Salisbury Town, Connecticut	0.1052257347%
CT123	Scotland Town, Connecticut	0.0395212218%
CT124	Seymour Town, Connecticut	0.5301171581%
CT125	Sharon Town, Connecticut	0.0761294123%
CT126	Shelton City, Connecticut	0.5601099879%
CT127	Sherman Town, Connecticut	0.0494382353%
CT128	Simsbury Town, Connecticut	0.6988446241%
CT129	Somers Town, Connecticut	0.2491740063%
CT130	South Windsor Town, Connecticut	0.7310935932%
CT131	Southbury Town, Connecticut	0.0581965974%
CT132	Southington Town, Connecticut	0.9683065927%
CT133	Sprague Town, Connecticut	0.0874709763%
CT134	Stafford Town, Connecticut	0.3388202949%
CT135	Stamford City, Connecticut	2.9070395589%
CT136	Sterling Town, Connecticut	0.0949826467%
CT137	Stonington Town, Connecticut	0.5576891315%
CT138	Stratford Town, Connecticut	0.9155695700%
CT139	Suffield Town, Connecticut	0.3402792315%
CT140	Thomaston Town, Connecticut	0.2664061562%
CT141	Thompson Town, Connecticut	0.2673479187%
CT142	Tolland Town, Connecticut	0.4342020371%
CT143	Torrington City, Connecticut	1.3652460176%
CT144	Trumbull Town, Connecticut	0.7617744403%
CT145	Union Town, Connecticut	0.0153941764%

State ID	Qualifying Subdivision	Consolidated State Allocation
CT146	Vernon Town, Connecticut	0.7027162157%
CT147	Voluntown, Connecticut	0.0733181557%
CT148	Wallingford Town, Connecticut	1.5350353996%
CT149	Warren Town, Connecticut	0.0489758024%
CT150	Washington Town, Connecticut	0.1553517897%
CT151	Waterbury City, Connecticut	4.6192219654%
CT152	Waterford Town, Connecticut	0.7608802056%
CT153	Watertown, Connecticut	0.6868118808%
CT154	West Hartford Town, Connecticut	1.6216697477%
CT155	West Haven City, Connecticut	1.4026972589%
CT156	Westbrook Town, Connecticut	0.2586999280%
CT157	Weston Town, Connecticut	0.3664201329%
CT158	Westport Town, Connecticut	0.8921084083%
CT159	Wethersfield Town, Connecticut	0.6208707168%
CT160	Willington Town, Connecticut	0.0975268185%
CT161	Wilton Town, Connecticut	0.6378099925%
CT162	Winchester Town, Connecticut	0.3760305376%
CT163	Windham Town, Connecticut	1.0108949901%
CT164	Windsor Locks Town, Connecticut	0.3174167624%
CT165	Windsor Town, Connecticut	0.7548324123%
CT166	Wolcott Town, Connecticut	0.5443693820%
CT167	Woodbridge Town, Connecticut	0.2435300513%
CT168	Woodbury Town, Connecticut	0.3411988605%
CT169	Woodmont Borough, Connecticut	0.0173159412%
CT170	Woodstock Town, Connecticut	0.1817110623%

<b>State ID</b>	<b>Qualifying Subdivision</b>	<b>Consolidated State Allocation</b>
DE1	Dover City, Delaware	25.000000000% (\$1.00)
DE2	Kent County, Delaware	25.000000000% (\$1.00)
DE3	Middletown, Delaware	0.000000000%
DE4	Milford City, Delaware	0.000000000%
DE5	New Castle County, Delaware	0.000000000%
DE6	Newark City, Delaware	0.000000000%
DE7	Seaford City, Delaware	25.000000000% (\$1.00)
DE8	Smyrna Town, Delaware	0.000000000%
DE9	Sussex County, Delaware	25.000000000% (\$1.00)
DE10	Wilmington City, Delaware	0.000000000%



State ID	Qualifying Subdivision	Consolidated State Allocation
GA1	Acworth City, Georgia	0.1010066057%
GA2	Adel City, Georgia	0.0545649432%
GA3	Albany City, Georgia	0.3157843012%
GA4	Alma City, Georgia	0.0720108615%
GA5	Alpharetta City, Georgia	0.2110377863%
GA6	Americus City, Georgia	0.0651732444%
GA7	Appling County, Georgia	0.1891925647%
GA8	Arlington City, Georgia	0.0057755147%
GA9	Athens-Clarke County Unified Government, Georgia	1.3856330305%
GA10	Atkinson County, Georgia	0.0986720780%
GA11	Atlanta City, Georgia	2.9922320659%
GA12	Augusta-Richmond County Consolidated Government, Georgia	2.7761021713%
GA13	Bacon County, Georgia	0.1326313298%
GA14	Bainbridge City, Georgia	0.0569861790%
GA15	Baker County, Georgia	0.0138992540%
GA16	Baldwin County, Georgia	0.2940093402%
GA17	Banks County, Georgia	0.2108287241%
GA18	Barrow County, Georgia	0.7562315570%
GA19	Bartow County, Georgia	1.0945235112%
GA20	Ben Hill County, Georgia	0.0834031458%
GA21	Berrien County, Georgia	0.1225733642%
GA22	Blackshear City, Georgia	0.0349161927%
GA23	Blakely City, Georgia	0.0158441397%
GA24	Bleckley County, Georgia	0.1430561858%
GA25	Brantley County, Georgia	0.2875410777%
GA26	Braselton Town, Georgia	0.0371467624%
GA27	Brookhaven City, Georgia	0.0913450445%
GA28	Brooks County, Georgia	0.1455943886%
GA29	Brunswick City, Georgia	0.1020085339%
GA30	Bryan County, Georgia	0.2289883650%
GA31	Buford City, Georgia	0.0023586547%
GA32	Bulloch County, Georgia	0.4088475182%
GA33	Burke County, Georgia	0.1875413288%
GA34	Butts County, Georgia	0.3178860983%
GA35	Calhoun City, Georgia	0.1780085402%
GA36	Calhoun County, Georgia	0.0360783561%
GA37	Camden County, Georgia	0.3387009665%
GA38	Candler County, Georgia	0.0990882539%
GA39	Canton City, Georgia	0.1378274535%
GA40	Carroll County, Georgia	1.4108548814%
GA41	Carrollton City, Georgia	0.4395018339%
GA42	Cartersville City, Georgia	0.2991406477%
GA43	Catoosa County, Georgia	1.0548339612%
GA44	Chamblee City, Georgia	0.0537051979%
GA45	Charlton County, Georgia	0.1046313818%
GA46	Chatham County, Georgia	1.4544033708%

State ID	Qualifying Subdivision	Consolidated State Allocation
GA47	Chattooga County, Georgia	0.3317513109%
GA48	Cherokee County, Georgia	2.1190683851%
GA49	Clarkston City, Georgia	0.0175253481%
GA50	Clay County, Georgia	0.0274637104%
GA51	Clayton County, Georgia	1.6728881377%
GA52	Clinch County, Georgia	0.0617206810%
GA53	Cobb County, Georgia	5.8580801967%
GA54	Coffee County, Georgia	0.4164755944%
GA55	College Park City, Georgia	0.1805996391%
GA56	Colquitt County, Georgia	0.2578612394%
GA57	Columbia County, Georgia	1.2905730633%
GA58	Columbus City, Georgia	1.8227140298%
GA59	Conyers City, Georgia	0.1202231912%
GA60	Cook County, Georgia	0.0973405674%
GA61	Cordele City, Georgia	0.0583989534%
GA62	Covington City, Georgia	0.1969084378%
GA63	Coweta County, Georgia	0.9767276305%
GA64	Crawford County, Georgia	0.1282569558%
GA65	Crisp County, Georgia	0.1296658905%
GA66	Cusseta-Chattahoochee County Unified Government, Georgia	0.0695538650%
GA67	Dade County, Georgia	0.1799465490%
GA68	Dallas City, Georgia	0.0916776643%
GA69	Dalton City, Georgia	0.3628092518%
GA70	Damascus City, Georgia	0.0005040301%
GA71	Dawson City, Georgia	0.0138696254%
GA72	Dawson County, Georgia	0.3192782415%
GA73	Decatur City, Georgia	0.1040340531%
GA74	Decatur County, Georgia	0.1633371087%
GA75	Dekalb County, Georgia	4.0579602979%
GA76	Demorest City, Georgia	0.0233539880%
GA77	Dodge County, Georgia	0.3228398634%
GA78	Dooly County, Georgia	0.0758970226%
GA79	Doraville City, Georgia	0.0619484258%
GA80	Dougherty County, Georgia	0.4519146718%
GA81	Douglas City, Georgia	0.2364366638%
GA82	Douglas County, Georgia	1.2411219485%
GA83	Douglasville City, Georgia	0.2313289102%
GA84	Dublin City, Georgia	0.1598683843%
GA85	Duluth City, Georgia	0.1174400509%
GA86	Dunwoody City, Georgia	0.0823645400%
GA87	Early County, Georgia	0.0433467628%
GA88	East Point City, Georgia	0.2308433908%
GA89	Echols County, Georgia	0.0262187359%
GA90	Effingham County, Georgia	0.4370293068%
GA91	Elbert County, Georgia	0.2655117233%
GA92	Emanuel County, Georgia	0.2278497555%
GA93	Evans County, Georgia	0.1156959749%
GA94	Fairburn City, Georgia	0.0542552469%

State ID	Qualifying Subdivision	Consolidated State Allocation
GA95	Fannin County, Georgia	0.5651805280%
GA96	Fayette County, Georgia	0.6527012475%
GA97	Fayetteville City, Georgia	0.1201203794%
GA98	Fitzgerald City, Georgia	0.0569093853%
GA99	Floyd County, Georgia	0.9887350092%
GA100	Forest Park City, Georgia	0.1455200592%
GA101	Forsyth County, Georgia	1.7110664570%
GA102	Franklin County, Georgia	0.5550296650%
GA103	Fulton County, Georgia	3.2792330120%
GA104	Gainesville City, Georgia	0.3640437388%
GA105	Georgetown-Quitman County Unified Government, Georgia	0.0176595651%
GA106	Gilmer County, Georgia	0.4239021158%
GA107	GlascocK County, Georgia	0.0283662653%
GA108	Glynn County, Georgia	0.7968809706%
GA109	Gordon County, Georgia	0.4175279543%
GA110	Grady County, Georgia	0.1716497947%
GA111	Greene County, Georgia	0.1737385827%
GA112	Griffin City, Georgia	0.2287480123%
GA113	Grovetown City, Georgia	0.0632622854%
GA114	Gwinnett County, Georgia	4.8912732775%
GA115	Habersham County, Georgia	0.4635124652%
GA116	Hall County, Georgia	1.5772937095%
GA117	Hancock County, Georgia	0.0536800967%
GA118	Haralson County, Georgia	1.0934912667%
GA119	Harris County, Georgia	0.2037540782%
GA120	Hart County, Georgia	0.2935398099%
GA121	Heard County, Georgia	0.1232058232%
GA122	Henry County, Georgia	1.9715208583%
GA123	Hinesville City, Georgia	0.2572364025%
GA124	Holly Springs City, Georgia	0.0823108417%
GA125	Houston County, Georgia	0.8378076437%
GA126	Irwin County, Georgia	0.0610553841%
GA127	Jackson County, Georgia	0.9201220386%
GA128	Jasper County, Georgia	0.1152245534%
GA129	Jeff Davis County, Georgia	0.3659791686%
GA130	Jefferson City, Georgia	0.0881783943%
GA131	Jefferson County, Georgia	0.1517559349%
GA132	Jenkins County, Georgia	0.0808740550%
GA133	Johns Creek City, Georgia	0.1877697040%
GA134	Johnson County, Georgia	0.0876584323%
GA135	Jones County, Georgia	0.2773521617%
GA136	Kennesaw City, Georgia	0.1446191663%
GA137	Kingsland City, Georgia	0.1313198199%
GA138	Lagrange City, Georgia	0.2069622772%
GA139	Lakeland City, Georgia	0.0155232109%
GA140	Lamar County, Georgia	0.2083015245%
GA141	Lanier County, Georgia	0.0574613256%
GA142	Laurens County, Georgia	0.5249834521%

State ID	Qualifying Subdivision	Consolidated State Allocation
GA143	Lawrenceville City, Georgia	0.1647173317%
GA144	Lee County, Georgia	0.2162850866%
GA145	Liberty County, Georgia	0.2931642086%
GA146	Lilburn City, Georgia	0.0538355752%
GA147	Lincoln County, Georgia	0.1000487479%
GA148	Loganville City, Georgia	0.1468681321%
GA149	Long County, Georgia	0.1216766548%
GA150	Lowndes County, Georgia	0.6253829866%
GA151	Lumpkin County, Georgia	0.3139555802%
GA152	Macon County, Georgia	0.1110857755%
GA153	Macon-Bibb County Unified Government, Georgia	2.0265214623%
GA154	Madison County, Georgia	0.5114434091%
GA155	Marietta City, Georgia	0.7354006996%
GA156	Marion County, Georgia	0.0615218771%
GA157	McDonough City, Georgia	0.0803644086%
GA158	McDuffie County, Georgia	0.2216409869%
GA159	McIntosh County, Georgia	0.1678759014%
GA160	Meriwether County, Georgia	0.2015834534%
GA161	Milledgeville City, Georgia	0.1343842887%
GA162	Miller County, Georgia	0.0562389307%
GA163	Milton City, Georgia	0.0765630644%
GA164	Mitchell County, Georgia	0.1842864232%
GA165	Monroe City, Georgia	0.1616058698%
GA166	Monroe County, Georgia	0.2463868890%
GA167	Montgomery County, Georgia	0.0685440855%
GA168	Morgan County, Georgia	0.1807932852%
GA169	Moultrie City, Georgia	0.1150272968%
GA170	Murray County, Georgia	0.5636808736%
GA171	Nashville City, Georgia	0.0288042758%
GA172	Newnan City, Georgia	0.2037973462%
GA173	Newton County, Georgia	0.6206699754%
GA174	Norcross City, Georgia	0.0762036242%
GA175	Oconee County, Georgia	0.2721000475%
GA176	Oglethorpe County, Georgia	0.1461658711%
GA177	Paulding County, Georgia	1.7495211188%
GA178	Peach County, Georgia	0.2319656673%
GA179	Peachtree City, Georgia	0.2219833492%
GA180	Peachtree Corners City, Georgia	0.2099400952%
GA181	Perry City, Georgia	0.0954580908%
GA182	Pickens County, Georgia	0.3905362384%
GA183	Pierce County, Georgia	0.2012068205%
GA184	Pike County, Georgia	0.1072270653%
GA185	Polk County, Georgia	0.7130941429%
GA186	Pooler City, Georgia	0.0516303360%
GA187	Powder Springs City, Georgia	0.0633430906%
GA188	Pulaski County, Georgia	0.1671565625%
GA189	Putnam County, Georgia	0.2061208707%
GA190	Rabun County, Georgia	0.3170130000%

State ID	Qualifying Subdivision	Consolidated State Allocation
GA191	Randolph County, Georgia	0.0382245100%
GA192	Richmond Hill City, Georgia	0.0716382402%
GA193	Riverdale City, Georgia	0.0684460876%
GA194	Rockdale County, Georgia	0.7947696030%
GA195	Rome City, Georgia	0.3719383578%
GA196	Roswell City, Georgia	0.2174642134%
GA197	Sandy Springs City, Georgia	0.2590143480%
GA198	Savannah City, Georgia	1.1246685243%
GA199	Schley County, Georgia	0.0238356678%
GA200	Screven County, Georgia	0.1132053955%
GA201	Seminole County, Georgia	0.0804817769%
GA202	Smyrna City, Georgia	0.2661908888%
GA203	Snellville City, Georgia	0.0758688840%
GA204	Spalding County, Georgia	0.5900646014%
GA205	Springfield City, Georgia	0.0124802329%
GA206	St. Marys City, Georgia	0.0962803562%
GA207	Statesboro City, Georgia	0.1844690660%
GA208	Stephens County, Georgia	0.7520555284%
GA209	Stewart County, Georgia	0.0419742764%
GA210	Stockbridge City, Georgia	0.0302698888%
GA211	Sugar Hill City, Georgia	0.0106058369%
GA212	Sumter County, Georgia	0.1314426325%
GA213	Suwanee City, Georgia	0.0700562332%
GA214	Talbot County, Georgia	0.0410357316%
GA215	Taliaferro County, Georgia	0.0068637499%
GA216	Tattnall County, Georgia	0.2930768128%
GA217	Taylor County, Georgia	0.0819435502%
GA218	Telfair County, Georgia	0.1855378735%
GA219	Terrell County, Georgia	0.0334710962%
GA220	Thomas County, Georgia	0.2077911904%
GA221	Thomasville City, Georgia	0.1281973547%
GA222	Tift County, Georgia	0.2088288220%
GA223	Tifton City, Georgia	0.1416502311%
GA224	Toombs County, Georgia	0.2423104056%
GA225	Towns County, Georgia	0.2454408368%
GA226	Treutlen County, Georgia	0.0571447522%
GA227	Troup County, Georgia	0.4334095739%
GA228	Tucker City, Georgia	0.0615225648%
GA229	Turner County, Georgia	0.0490657711%
GA230	Twiggs County, Georgia	0.0640416265%
GA231	Union City, Georgia	0.1531538090%
GA232	Union County, Georgia	0.2949759089%
GA233	Upson County, Georgia	0.3355566667%
GA234	Valdosta City, Georgia	0.2598246932%
GA235	Vidalia City, Georgia	0.1252530050%
GA236	Villa Rica City, Georgia	0.1397113628%
GA237	Walker County, Georgia	0.8453605309%
GA238	Walton County, Georgia	0.8194381956%
GA239	Ware County, Georgia	0.5170078559%

State ID	Qualifying Subdivision	Consolidated State Allocation
GA240	Warner Robins City, Georgia	0.3969845574%
GA241	Warren County, Georgia	0.0447828045%
GA242	Warwick City, Georgia	0.0103298381%
GA243	Washington County, Georgia	0.1959988913%
GA244	Waycross City, Georgia	0.1358274367%
GA245	Wayne County, Georgia	0.6609347902%
GA246	Webster County Unified Government, Georgia	0.0143656323%
GA247	Wheeler County, Georgia	0.0675300652%
GA248	White County, Georgia	0.3873386988%
GA249	Whitfield County, Georgia	0.7644288806%
GA250	Wilcox County, Georgia	0.0828696590%
GA251	Wilkes County, Georgia	0.0976306068%
GA252	Wilkinson County, Georgia	0.0847297279%
GA253	Winder City, Georgia	0.2007720766%
GA254	Woodbury City, Georgia	0.0085236394%
GA255	Woodstock City, Georgia	0.1942956763%
GA256	Worth County, Georgia	0.1491832321%
GA257	Rincon town, Georgia	0.0275488139%
GA258	South Fulton City, Georgia	0.2561412300%
GA259	Stonecrest City, Georgia	0.0904388800%
GA260	Ashburn City, Georgia	0.0207294209%
GA261	Chatsworth City, Georgia	0.1226056863%
GA262	Dawsonville City, Georgia	0.0022440946%
GA263	Helen City, Georgia	0.0478552392%
GA264	Jackson City, Georgia	0.0568159148%
GA265	Ringgold City, Georgia	0.0585728853%

<b>State ID</b>	<b>Qualifying Subdivision</b>	<b>Consolidated State Allocation</b>
HI1	Hawaii County, Hawaii	18.2671692501%
HI2	Kalawao, Hawaii	0.0034501514%
HI3	Kauai County, Hawaii	5.7006273580%
HI4	Maui County, Hawaii	13.9979969296%
HI5	City and County of Honolulu, Hawaii	62.0307563109%

State ID	Qualifying Subdivision	Consolidated State Allocation
ID1	Ada County, Idaho	13.2776278333%
ID2	Adams County, Idaho	0.1446831902%
ID3	Ammon City, Idaho	0.0812916024%
ID4	Bannock County, Idaho	3.0595589832%
ID5	Bear Lake County, Idaho	0.6082712041%
ID6	Benewah County, Idaho	0.6526829809%
ID7	Bingham County, Idaho	1.6421270812%
ID8	Blackfoot City, Idaho	0.6283857401%
ID9	Blaine County, Idaho	0.9137717551%
ID10	Boise City, Idaho	12.7586409110%
ID11	Boise County, Idaho	0.3309644652%
ID12	Bonner County, Idaho	2.5987361786%
ID13	Bonneville County, Idaho	3.7761253875%
ID14	Boundary County, Idaho	0.8788284447%
ID15	Burley City, Idaho	0.4485975363%
ID16	Butte County, Idaho	0.1839745518%
ID17	Caldwell City, Idaho	1.1958553249%
ID18	Camas County, Idaho	0.0422073443%
ID19	Canyon County, Idaho	5.0120113688%
ID20	Caribou County, Idaho	0.4396183832%
ID21	Cassia County, Idaho	0.7270235866%
ID22	Chubbuck City, Idaho	0.4841935447%
ID23	Clark County, Idaho	0.0420924425%
ID24	Clearwater County, Idaho	0.4890418390%
ID25	Coeur D'Alene City, Idaho	2.7593778237%
ID26	Custer County, Idaho	0.2133243878%
ID27	Eagle City, Idaho	0.1711876661%
ID28	Elmore County, Idaho	0.8899512165%
ID29	Franklin County, Idaho	0.5753624958%
ID30	Fremont County, Idaho	0.5716071696%
ID31	Garden City, Idaho	0.5582782838%
ID32	Gem County, Idaho	1.3784025725%
ID33	Gooding County, Idaho	0.6966472013%
ID34	Hayden City, Idaho	0.0047132146%
ID35	Idaho County, Idaho	0.8474305547%
ID36	Idaho Falls City, Idaho	3.8875027578%
ID37	Jefferson County, Idaho	0.9842670749%
ID38	Jerome City, Idaho	0.4169017424%
ID39	Jerome County, Idaho	0.6223444291%
ID40	Kootenai County, Idaho	5.6394798565%
ID41	Kuna City, Idaho	0.1849461724%
ID42	Latah County, Idaho	1.2943861166%
ID43	Lemhi County, Idaho	0.4880814284%
ID44	Lewis County, Idaho	0.2882543555%
ID45	Lewiston City, Idaho	2.0176549375%
ID46	Lincoln County, Idaho	0.1930184422%
ID47	Madison County, Idaho	1.2748404845%
ID48	Meridian City, Idaho	2.4045650754%
ID49	Minidoka County, Idaho	0.9140620922%



<b>State ID</b>	<b>Qualifying Subdivision</b>	<b>Consolidated State Allocation</b>
ID50	Moscow City, Idaho	0.6590552650%
ID51	Mountain Home City, Idaho	0.5706694591%
ID52	Nampa City, Idaho	3.3274647954%
ID53	Nez Perce County, Idaho	1.2765833482%
ID54	Oneida County, Idaho	0.2371656647%
ID55	Owyhee County, Idaho	0.5554298409%
ID56	Payette County, Idaho	1.2750728102%
ID57	Pocatello City, Idaho	2.9494898116%
ID58	Post Falls City, Idaho	0.6781328826%
ID59	Power County, Idaho	0.3505171035%
ID60	Preston City, Idaho	0.1496220047%
ID61	Rexburg City, Idaho	0.1336231941%
ID62	Shoshone County, Idaho	1.2841091340%
ID63	Star City, Idaho	0.0001322772%
ID64	Teton County, Idaho	0.4258195211%
ID65	Twin Falls City, Idaho	1.8245765222%
ID66	Twin Falls County, Idaho	3.3104301873%
ID67	Valley County, Idaho	0.8074710814%
ID68	Washington County, Idaho	0.4917358652%

State ID	Qualifying Subdivision	Consolidated State Allocation
IL1	Adams County, Illinois	Allocations in Illinois will be made in accordance with the Illinois Opioid Allocation Agreement.
IL3	Addison Village, Illinois	
IL4	Alexander County, Illinois	
IL6	Algonquin Village, Illinois	
IL10	Anna City, Illinois	
IL13	Arlington Heights Village, Illinois	
IL14	Aurora City, Illinois	
IL19	Bartlett Village, Illinois	
IL22	Bedford Park Village, Illinois	
IL23	Belleville City, Illinois	
IL24	Bellwood Village, Illinois	
IL27	Bensenville Village, Illinois	
IL28	Benton City, Illinois	
IL30	Berkeley Village, Illinois	
IL31	Berwyn City, Illinois	
IL37	Bloomington City, Illinois	
IL39	Bolingbrook Village, Illinois	
IL40	Bond County, Illinois	
IL41	Boone County, Illinois	
IL46	Bridgeview Village, Illinois	
IL47	Broadview Village, Illinois	
IL49	Brown County, Illinois	
IL51	Buffalo Grove Village, Illinois	
IL52	Burbank City, Illinois	
IL53	Bureau County, Illinois	
IL56	Calhoun County, Illinois	
IL57	Calumet City, Illinois	
IL63	Carbondale City, Illinois	
IL65	Carol Stream Village, Illinois	
IL66	Carpentersville Village, Illinois	
IL67	Carroll County, Illinois	
IL70	Cass County, Illinois	
IL75	Champaign City, Illinois	
IL76	Champaign County, Illinois	
IL84	Chicago City, Illinois	
IL85	Chicago Heights City, Illinois	
IL86	Chicago Ridge Village, Illinois	
IL87	Christian County, Illinois	
IL88	Clark County, Illinois	
IL89	Clay County, Illinois	
IL90	Clinton County, Illinois	
IL91	Coles County, Illinois	
IL96	Cook County, Illinois	
IL99	Countryside City, Illinois	
IL100	Crawford County, Illinois	
IL104	Crystal Lake City, Illinois	
IL106	Cumberland County, Illinois	

State ID	Qualifying Subdivision	Consolidated State Allocation
IL107	Danville City, Illinois	
IL110	De Witt County, Illinois	
IL111	Decatur City, Illinois	
IL114	Dekalb City, Illinois	
IL115	Dekalb County, Illinois	
IL117	Des Plaines City, Illinois	
IL120	Dolton Village, Illinois	
IL122	Douglas County, Illinois	
IL125	Downers Grove Village, Illinois	
IL127	Dupage County, Illinois	
IL131	Edgar County, Illinois	
IL132	Edwards County, Illinois	
IL136	Effingham County, Illinois	
IL138	Elgin City, Illinois	
IL141	Elk Grove Village, Illinois	
IL142	Elmhurst City, Illinois	
IL144	Evanston City, Illinois	
IL145	Evergreen Park Village, Illinois	
IL147	Fayette County, Illinois	
IL150	Ford County, Illinois	
IL151	Forest Park Village, Illinois	
IL155	Franklin County, Illinois	
IL156	Franklin Park Village, Illinois	
IL160	Fulton County, Illinois	
IL162	Galesburg City, Illinois	
IL163	Gallatin County, Illinois	
IL168	Glendale Heights Village, Illinois	
IL169	Glenview Village, Illinois	
IL174	Granite City, Illinois	
IL177	Greene County, Illinois	
IL180	Grundy County, Illinois	
IL181	Gurnee Village, Illinois	
IL182	Hamilton County, Illinois	
IL183	Hancock County, Illinois	
IL184	Hanover Park Village, Illinois	
IL186	Hardin County, Illinois	
IL188	Harrisburg City, Illinois	
IL190	Harvey City, Illinois	
IL191	Harwood Heights Village, Illinois	
IL193	Henderson County, Illinois	
IL194	Henry County, Illinois	
IL195	Herrin City, Illinois	
IL199	Hillside Village, Illinois	
IL201	Hodgkins Village, Illinois	
IL202	Hoffman Estates Village, Illinois	
IL206	Iroquois County, Illinois	
IL207	Jackson County, Illinois	

Allocations in Illinois will be made in accordance with the Illinois Opioid Allocation Agreement.

State ID	Qualifying Subdivision	Consolidated State Allocation
IL210	Jasper County, Illinois	Allocations in Illinois will be made in accordance with the Illinois Opioid Allocation Agreement.
IL211	Jefferson County, Illinois	
IL212	Jersey County, Illinois	
IL213	Jo Daviess County, Illinois	
IL214	Johnson County, Illinois	
IL215	Joliet City, Illinois	
IL218	Kane County, Illinois	
IL219	Kankakee City, Illinois	
IL220	Kankakee County, Illinois	
IL222	Kendall County, Illinois	
IL224	Knox County, Illinois	
IL225	La Grange Park Village, Illinois	
IL227	Lake County, Illinois	
IL233	Lasalle County, Illinois	
IL234	Lawrence County, Illinois	
IL235	Lee County, Illinois	
IL247	Livingston County, Illinois	
IL250	Logan County, Illinois	
IL251	Lombard Village, Illinois	
IL254	Lyons Township, Illinois	
IL255	Lyons Village, Illinois	
IL259	Macon County, Illinois	
IL260	Macoupin County, Illinois	
IL261	Madison County, Illinois	
IL266	Marion City, Illinois	
IL267	Marion County, Illinois	
IL269	Marshall County, Illinois	
IL270	Mason County, Illinois	
IL271	Massac County, Illinois	
IL275	Maywood Village, Illinois	
IL276	McCook Village, Illinois	
IL277	McDonough County, Illinois	
IL279	McHenry County, Illinois	
IL281	McLean County, Illinois	
IL283	Melrose Park Village, Illinois	
IL284	Menard County, Illinois	
IL285	Mercer County, Illinois	
IL286	Merrionette Park Village, Illinois	
IL287	Metropolis City, Illinois	
IL292	Moline City, Illinois	
IL295	Monroe County, Illinois	
IL296	Montgomery County, Illinois	
IL299	Morgan County, Illinois	
IL304	Moultrie County, Illinois	
IL305	Mount Prospect Village, Illinois	
IL307	Mundelein Village, Illinois	
IL309	Naperville City, Illinois	

State ID	Qualifying Subdivision	Consolidated State Allocation
IL317	Normal Town, Illinois	Allocations in Illinois will be made in accordance with the Illinois Opioid Allocation Agreement.
IL322	North Riverside Village, Illinois	
IL323	Northbrook Village, Illinois	
IL325	Northlake City, Illinois	
IL329	Oak Lawn Village, Illinois	
IL331	Oak Park Village, Illinois	
IL333	Ogle County, Illinois	
IL334	Orland Park Village, Illinois	
IL337	Oswego Village, Illinois	
IL341	Palatine Village, Illinois	
IL342	Palos Heights City, Illinois	
IL343	Palos Hills City, Illinois	
IL346	Park Ridge City, Illinois	
IL347	Pekin City, Illinois	
IL350	Peoria City, Illinois	
IL351	Peoria County, Illinois	
IL352	Perry County, Illinois	
IL354	Piatt County, Illinois	
IL355	Pike County, Illinois	
IL356	Plainfield Village, Illinois	
IL360	Pope County, Illinois	
IL361	Posen Village, Illinois	
IL362	Princeton City, Illinois	
IL365	Pulaski County, Illinois	
IL366	Putnam County, Illinois	
IL367	Quincy City, Illinois	
IL369	Randolph County, Illinois	
IL373	Richland County, Illinois	
IL376	River Forest Village, Illinois	
IL377	River Grove Village, Illinois	
IL380	Riverside Village, Illinois	
IL381	Rock Island City, Illinois	
IL382	Rock Island County, Illinois	
IL384	Rockford City, Illinois	
IL388	Romeoville Village, Illinois	
IL395	Saline County, Illinois	
IL396	Sangamon County, Illinois	
IL399	Schaumburg Village, Illinois	
IL400	Schiller Park Village, Illinois	
IL401	Schuyler County, Illinois	
IL402	Scott County, Illinois	
IL403	Sesser City, Illinois	
IL404	Shelby County, Illinois	
IL408	Skokie Village, Illinois	
IL413	Springfield City, Illinois	
IL414	St Clair County, Illinois	
IL415	St. Charles City, Illinois	

State ID	Qualifying Subdivision	Consolidated State Allocation
IL416	Stark County, Illinois	Allocations in Illinois will be made in accordance with the Illinois Opioid Allocation Agreement.
IL417	Stephenson County, Illinois	
IL421	Stone Park Village, Illinois	
IL422	Streamwood Village, Illinois	
IL423	Streator City, Illinois	
IL425	Summit Village, Illinois	
IL431	Tazewell County, Illinois	
IL433	Tinley Park Village, Illinois	
IL436	Union County, Illinois	
IL437	Urbana City, Illinois	
IL438	Vermilion County, Illinois	
IL441	Wabash County, Illinois	
IL442	Warren County, Illinois	
IL446	Washington County, Illinois	
IL451	Waukegan City, Illinois	
IL453	Wayne County, Illinois	
IL456	West Frankfort City, Illinois	
IL461	Wheaton City, Illinois	
IL463	Wheeling Village, Illinois	
IL464	White County, Illinois	
IL465	Whiteside County, Illinois	
IL466	Will County, Illinois	
IL467	Williamson County, Illinois	
IL470	Winnebago County, Illinois	
IL475	Woodford County, Illinois	
IL476	Woodridge Village, Illinois	
IL485	Cicero Town, Illinois	

State ID	Qualifying Subdivision	Consolidated State Allocation
IN1	Adams County, Indiana	0.3093066943%
IN2	Advance Town, Indiana	0.0005697863%
IN3	Akron Town, Indiana	0.0003285254%
IN4	Alamo Town, Indiana	0.0005749195%
IN5	Albany Town, Indiana	0.0256968486%
IN6	Albion Town, Indiana	0.0216621457%
IN7	Alexandria City, Indiana	0.1062420448%
IN8	Alfordsville Town, Indiana	0.0001539963%
IN9	Allen County, Indiana	1.5529191846%
IN10	Alton Town, Indiana	0.0000307993%
IN11	Altona Town, Indiana	0.0012473700%
IN12	Ambia Town, Indiana	0.0006519177%
IN13	Amboy Town, Indiana	0.0004825217%
IN14	Amo Town, Indiana	0.0005749195%
IN15	Anderson City, Indiana	1.3828918739%
IN16	Andrews Town, Indiana	0.0060520544%
IN17	Angola City, Indiana	0.0947539211%
IN18	Arcadia Town, Indiana	0.0063138481%
IN19	Argos Town, Indiana	0.0167907295%
IN20	Ashley Town, Indiana	0.0062368500%
IN21	Atlanta Town, Indiana	0.0011652386%
IN22	Attica City, Indiana	0.0207587007%
IN23	Auburn City, Indiana	0.1472615249%
IN24	Aurora City, Indiana	0.0094399730%
IN25	Austin City, Indiana	0.0232277747%
IN26	Avilla Town, Indiana	0.0199579200%
IN27	Avon Town, Indiana	0.0164108720%
IN28	Bainbridge Town, Indiana	0.0014783644%
IN29	Bargersville Town, Indiana	0.0121041089%
IN30	Bartholomew County, Indiana	1.1839235258%
IN31	Batesville City, Indiana	0.1547046792%
IN32	Battle Ground Town, Indiana	0.0136286722%
IN33	Bedford City, Indiana	0.3269803359%
IN34	Beech Grove City, Indiana	0.0544736232%
IN35	Benton County, Indiana	0.0744315432%
IN36	Berne City, Indiana	0.0028078658%
IN37	Bethany Town, Indiana	0.0002720601%
IN38	Beverly Shores Town, Indiana	0.0154458285%
IN39	Bicknell City, Indiana	0.0013295014%
IN40	Birdseye Town, Indiana	0.0029464625%
IN41	Blackford County, Indiana	0.2715365360%
IN42	Bloomfield Town, Indiana	0.0042862302%
IN43	Bloomington Town, Indiana	0.0026025374%
IN44	Bloomington City, Indiana	0.8390231543%
IN45	Blountsville Town, Indiana	0.0002566605%
IN46	Bluffton City, Indiana	0.1002977878%
IN47	Boone County, Indiana	0.6762798684%
IN48	Boonville City, Indiana	0.1007854427%
IN49	Borden Town, Indiana	0.0017504246%

State ID	Qualifying Subdivision	Consolidated State Allocation
IN50	Boston Town, Indiana	0.0005697863%
IN51	Boswell Town, Indiana	0.0021097493%
IN52	Bourbon Town, Indiana	0.0173040505%
IN53	Brazil City, Indiana	0.0626816258%
IN54	Bremen Town, Indiana	0.0529387935%
IN55	Bristol Town, Indiana	0.0158462189%
IN56	Brook Town, Indiana	0.0037369768%
IN57	Brooklyn Town, Indiana	0.0065705086%
IN58	Brooksbury Town, Indiana	0.0009547770%
IN59	Brookston Town, Indiana	0.0116677860%
IN60	Brookville Town, Indiana	0.0538935705%
IN61	Brown County, Indiana	0.1879165471%
IN62	Brownsburg Town, Indiana	0.1125918254%
IN63	Brownstown, Indiana	0.0033622525%
IN64	Bruceville Town, Indiana	0.0002412609%
IN65	Bryant Town, Indiana	0.0003747243%
IN66	Bunker Hill Town, Indiana	0.0010985069%
IN67	Burket Town, Indiana	0.0011139065%
IN68	Burlington Town, Indiana	0.0063805799%
IN69	Burnettsville Town, Indiana	0.0004619889%
IN70	Burns Harbor Town, Indiana	0.0397977762%
IN71	Butler City, Indiana	0.0239156248%
IN72	Cadiz Town, Indiana	0.0002823265%
IN73	Cambridge City Town, Indiana	0.0241517525%
IN74	Camden Town, Indiana	0.0064216456%
IN75	Campbellsburg Town, Indiana	0.0081874698%
IN76	Cannelburg Town, Indiana	0.0002258612%
IN77	Cannelton City, Indiana	0.0018325559%
IN78	Carbon Town, Indiana	0.0026846688%
IN79	Carlisle Town, Indiana	0.0017658242%
IN80	Carmel City, Indiana	0.3676250917%
IN81	Carroll County, Indiana	0.1629794136%
IN82	Carthage Town, Indiana	0.0013141017%
IN83	Cass County, Indiana	0.3389612478%
IN84	Cayuga Town, Indiana	0.0078486779%
IN85	Cedar Grove Town, Indiana	0.0004055236%
IN86	Cedar Lake Town, Indiana	0.0511678360%
IN87	Center Point Town, Indiana	0.0016374940%
IN88	Centerville Town, Indiana	0.0350752231%
IN89	Chalmers Town, Indiana	0.0006827169%
IN90	Chandler Town, Indiana	0.0347518309%
IN91	Charlestown City, Indiana	0.0146039821%
IN92	Chesterfield Town, Indiana	0.0379036217%
IN93	Chesterton Town, Indiana	0.2160003384%
IN94	Chrisney Town, Indiana	0.0032339222%
IN95	Churubusco Town, Indiana	0.0000564653%
IN96	Cicero Town, Indiana	0.0173297165%
IN97	Clark County, Indiana	1.9376070659%
IN98	Clarks Hill Town, Indiana	0.0040603690%



State ID	Qualifying Subdivision	Consolidated State Allocation
IN99	Clarksville Town, Indiana	0.1071762890%
IN100	Clay City Town, Indiana	0.0057697279%
IN101	Clay County, Indiana	0.2954521608%
IN102	Claypool Town, Indiana	0.0024690740%
IN103	Clayton Town, Indiana	0.0006981165%
IN104	Clear Lake Town, Indiana	0.0019762858%
IN105	Clifford Town, Indiana	0.0002309944%
IN106	Clinton City, Indiana	0.0336584572%
IN107	Clinton County, Indiana	0.2744214000%
IN108	Cloverdale Town, Indiana	0.0050202793%
IN109	Coatesville Town, Indiana	0.0007494486%
IN110	Colfax Town, Indiana	0.0046147557%
IN111	Columbia City, Indiana	0.0886402681%
IN112	Columbus City, Indiana	0.0764283618%
IN113	Connersville City, Indiana	0.4636161164%
IN114	Converse Town, Indiana	0.0045736900%
IN115	Corunna Town, Indiana	0.0016374940%
IN116	Corydon Town, Indiana	0.0069811654%
IN117	Country Club Heights Town, Indiana	0.0012217040%
IN118	Covington City, Indiana	0.0257122483%
IN119	Crandall Town, Indiana	0.0000153996%
IN120	Crane Town, Indiana	0.0015656290%
IN121	Crawford County, Indiana	0.1338946464%
IN122	Crawfordsville City, Indiana	0.2738413473%
IN123	Cromwell Town, Indiana	0.0034546502%
IN124	Crothersville Town, Indiana	0.0018222895%
IN125	Crown Point City, Indiana	0.1246189362%
IN126	Culver Town, Indiana	0.0289821030%
IN127	Cynthiana Town, Indiana	0.0032749879%
IN128	Dale Town, Indiana	0.0059750563%
IN129	Daleville Town, Indiana	0.0199784528%
IN130	Dana Town, Indiana	0.0050510785%
IN131	Danville Town, Indiana	0.0039474384%
IN132	Darlington Town, Indiana	0.0074790868%
IN133	Darmstadt Town, Indiana	0.0109491367%
IN134	Daviess County, Indiana	0.3758998260%
IN135	Dayton Town, Indiana	0.0114727241%
IN136	DeKalb County, Indiana	0.2773473296%
IN137	De Motte Town, Indiana	0.0070940960%
IN138	Dearborn County, Indiana	0.9577234994%
IN139	Decatur City, Indiana	0.0090909147%
IN140	Decatur County, Indiana	0.3533239690%
IN141	Decker Town, Indiana	0.0001231970%
IN142	Delaware County, Indiana	1.2035734533%
IN143	Delphi City, Indiana	0.0177249737%
IN144	Denver Town, Indiana	0.0006005856%
IN145	Dillsboro Town, Indiana	0.0060007223%
IN146	Dublin Town, Indiana	0.0051588759%

State ID	Qualifying Subdivision	Consolidated State Allocation
IN147	Dubois County, Indiana	0.2728968366%
IN148	Dugger Town, Indiana	0.0023407437%
IN149	Dune Acres Town, Indiana	0.0046917538%
IN150	Dunkirk City, Indiana	0.0079872746%
IN151	Dunreith Town, Indiana	0.0003387919%
IN152	Dupont Town, Indiana	0.0039782377%
IN153	Dyer Town, Indiana	0.0533186510%
IN154	Earl Park Town, Indiana	0.0009188446%
IN155	East Chicago City, Indiana	0.4621018195%
IN156	East Germantown, Indiana	0.0015861619%
IN157	Eaton Town, Indiana	0.0166418664%
IN158	Economy Town, Indiana	0.0007648483%
IN159	Edgewood Town, Indiana	0.0243673473%
IN160	Edinburgh Town, Indiana	0.0198963215%
IN161	Edwardsport Town, Indiana	0.0001488631%
IN162	Elberfeld Town, Indiana	0.0031569241%
IN163	Elizabeth Town, Indiana	0.0000153996%
IN164	Elizabethtown, Indiana	0.0005133210%
IN165	Elkhart City, Indiana	0.5425802839%
IN166	Elkhart County, Indiana	1.1662652839%
IN167	Ellettsville Town, Indiana	0.0677789032%
IN168	Elnora Town, Indiana	0.0013551674%
IN169	Elwood City, Indiana	0.2112777853%
IN170	English Town, Indiana	0.0003747243%
IN171	Etna Green Town, Indiana	0.0033725189%
IN172	Evansville City, Indiana	1.9321196646%
IN173	Fairland Town, Indiana	0.0005133210%
IN174	Fairmount Town, Indiana	0.0104409489%
IN175	Fairview Park Town, Indiana	0.0093373088%
IN176	Farmersburg Town, Indiana	0.0039731044%
IN177	Farmland Town, Indiana	0.0182074954%
IN178	Fayette County, Indiana	0.2945127834%
IN179	Ferdinand Town, Indiana	0.0189415444%
IN180	Fillmore Town, Indiana	0.0010420416%
IN181	Fishers City, Indiana	0.1521842732%
IN182	Flora Town, Indiana	0.0175966435%
IN183	Floyd County, Indiana	1.5760956272%
IN184	Fort Branch Town, Indiana	0.0073250905%
IN185	Fort Wayne City, Indiana	2.7340040454%
IN186	Fortville Town, Indiana	0.0152712994%
IN187	Fountain City Town, Indiana	0.0045993560%
IN188	Fountain County, Indiana	0.1640779205%
IN189	Fowler Town, Indiana	0.0093886409%
IN190	Fowlerton Town, Indiana	0.0022688788%
IN191	Francesville Town, Indiana	0.0011498390%
IN192	Francisco Town, Indiana	0.0027668001%
IN193	Frankfort City, Indiana	0.1520302769%
IN194	Franklin City, Indiana	0.1074072834%
IN195	Franklin County, Indiana	0.2948618417%

State ID	Qualifying Subdivision	Consolidated State Allocation
IN196	Frankton Town, Indiana	0.0115548554%
IN197	Fremont Town, Indiana	0.0201427156%
IN198	French Lick Town, Indiana	0.0211642243%
IN199	Fulton County, Indiana	0.2359941908%
IN200	Fulton Town, Indiana	0.0002925930%
IN201	Galveston Town, Indiana	0.0012730360%
IN202	Garrett City, Indiana	0.0387249353%
IN203	Gary City, Indiana	0.7295266544%
IN204	Gas City, Indiana	0.0544736232%
IN205	Gaston Town, Indiana	0.0083209332%
IN206	Geneva Town, Indiana	0.0008367132%
IN207	Gentryville Town, Indiana	0.0017966235%
IN208	Georgetown, Indiana	0.0044864254%
IN209	Gibson County, Indiana	0.2588523744%
IN210	Glenwood Town, Indiana	0.0027103348%
IN211	Goodland Town, Indiana	0.0046352885%
IN212	Goshen City, Indiana	0.2386377939%
IN213	Gosport Town, Indiana	0.0097736316%
IN214	Grabill Town, Indiana	0.0057543283%
IN215	Grandview Town, Indiana	0.0048406169%
IN216	Grant County, Indiana	0.7449878825%
IN217	Greencastle City, Indiana	0.0286279115%
IN218	Greendale City, Indiana	0.0136543383%
IN219	Greene County, Indiana	0.4315540875%
IN220	Greenfield City, Indiana	0.0612289274%
IN221	Greens Fork Town, Indiana	0.0017504246%
IN222	Greensboro Town, Indiana	0.0002720601%
IN223	Greensburg City, Indiana	0.0195369968%
IN224	Greentown, Indiana	0.0017452914%
IN225	Greenville Town, Indiana	0.0009291110%
IN226	Greenwood City, Indiana	0.1803758618%
IN227	Griffin Town, Indiana	0.0010112423%
IN228	Griffith Town, Indiana	0.0696165923%
IN229	Hagerstown, Indiana	0.0234433695%
IN230	Hamilton County, Indiana	2.0269762499%
IN231	Hamilton Town, Indiana	0.0034341174%
IN232	Hamlet Town, Indiana	0.0188234806%
IN233	Hammond City, Indiana	1.0770244302%
IN234	Hancock County, Indiana	0.8954422640%
IN235	Hanover Town, Indiana	0.0079667417%
IN236	Hardinsburg Town, Indiana	0.0034649167%
IN237	Harmony Town, Indiana	0.0043529620%
IN238	Harrison County, Indiana	0.5610033742%
IN239	Hartford City, Indiana	0.1033058488%
IN240	Hartsville Town, Indiana	0.0003849907%
IN241	Haubstadt Town, Indiana	0.0066783060%
IN242	Hazleton Town, Indiana	0.0014937641%
IN243	Hebron Town, Indiana	0.0722037301%
IN244	Hendricks County, Indiana	1.5700846384%

State ID	Qualifying Subdivision	Consolidated State Allocation
IN245	Henry County, Indiana	1.1653207733%
IN246	Highland Town, Indiana	0.0864997196%
IN247	Hillsboro Town, Indiana	0.0040501026%
IN248	Hobart City, Indiana	0.1594631648%
IN249	Holland Town, Indiana	0.0044453598%
IN250	Holton Town, Indiana	0.0060058556%
IN251	Hope Town, Indiana	0.0036805115%
IN252	Howard County, Indiana	1.8693507742%
IN253	Hudson Town, Indiana	0.0029669953%
IN254	Huntertown, Indiana	0.0415225347%
IN255	Huntingburg City, Indiana	0.0455829037%
IN256	Huntington City, Indiana	0.2487142849%
IN257	Huntington County, Indiana	0.2617013059%
IN258	Hymera Town, Indiana	0.0020173515%
IN259	Indian Village Town, Indiana	0.0006005856%
IN260	Indianapolis City, Indiana	15.8348539612%
IN261	Ingalls Town, Indiana	0.0015194301%
IN262	Jackson County, Indiana	0.7183516565%
IN263	Jamestown, Indiana	0.0010471748%
IN264	Jasonville City, Indiana	0.0039628380%
IN265	Jasper City, Indiana	0.0892100544%
IN266	Jasper County, Indiana	0.4269598647%
IN267	Jay County, Indiana	0.3117552354%
IN268	Jefferson County, Indiana	0.3577898616%
IN269	Jeffersonville City, Indiana	0.1772754031%
IN270	Jennings County, Indiana	0.4175198917%
IN271	Johnson County, Indiana	1.7413644524%
IN272	Jonesboro City, Indiana	0.0065499758%
IN273	Jonesville Town, Indiana	0.0001847956%
IN274	Kempton Town, Indiana	0.0027462673%
IN275	Kendallville City, Indiana	0.0955393022%
IN276	Kennard Town, Indiana	0.0009034449%
IN277	Kentland Town, Indiana	0.0053796040%
IN278	Kewanna Town, Indiana	0.0005389870%
IN279	Kingman Town, Indiana	0.0037934421%
IN280	Kingsbury Town, Indiana	0.0012935689%
IN281	Kingsford Heights Town, Indiana	0.0045942228%
IN282	Kirklin Town, Indiana	0.0053282719%
IN283	Knightstown, Indiana	0.0036856447%
IN284	Knightsville Town, Indiana	0.0053026058%
IN285	Knox City, Indiana	0.0998614649%
IN286	Knox County, Indiana	0.5298755895%
IN287	Kokomo City, Indiana	0.2824600066%
IN288	Kosciusko County, Indiana	0.4936351277%
IN289	Kouts Town, Indiana	0.0383502110%
IN290	La Crosse Town, Indiana	0.0028283986%
IN291	La Fontaine Town, Indiana	0.0017555578%
IN292	La Paz Town, Indiana	0.0034187178%
IN293	La Porte City, Indiana	0.1637904607%

State ID	Qualifying Subdivision	Consolidated State Allocation
IN294	La Porte County, Indiana	0.7761413333%
IN295	Laconia Town, Indiana	0.0000051332%
IN296	Ladoga Town, Indiana	0.0108156732%
IN297	Lafayette City, Indiana	1.0122433215%
IN298	Lagrange County, Indiana	0.2088446438%
IN299	Lagrange Town, Indiana	0.0232996396%
IN300	Lagro Town, Indiana	0.0008264468%
IN301	Lake County, Indiana	1.8344141478%
IN302	Lake Station City, Indiana	0.0738514905%
IN303	Lakeville Town, Indiana	0.0035470480%
IN304	Lanesville Town, Indiana	0.0000513321%
IN305	Lapel Town, Indiana	0.0216570125%
IN306	Larwill Town, Indiana	0.0024998732%
IN307	Laurel Town, Indiana	0.0013295014%
IN308	Lawrence City, Indiana	0.1413634668%
IN309	Lawrence County, Indiana	0.4144758982%
IN310	Lawrenceburg City, Indiana	0.0397721101%
IN311	Leavenworth Town, Indiana	0.0001385967%
IN312	Lebanon City, Indiana	0.0221087349%
IN313	Leesburg Town, Indiana	0.0032236558%
IN314	Leo-Cedarville Town, Indiana	0.0196037285%
IN315	Lewisville Town, Indiana	0.0006981165%
IN316	Liberty Town, Indiana	0.0173399830%
IN317	Ligonier City, Indiana	0.0407012211%
IN318	Linden Town, Indiana	0.0066885725%
IN319	Linton City, Indiana	0.0214516841%
IN320	Little York Town, Indiana	0.0026795356%
IN321	Livonia Town, Indiana	0.0017966235%
IN322	Lizton Town, Indiana	0.0006827169%
IN323	Logansport City, Indiana	0.0184076906%
IN324	Long Beach Town, Indiana	0.0039115059%
IN325	Loogootee City, Indiana	0.0178533039%
IN326	Losantville Town, Indiana	0.0065191765%
IN327	Lowell Town, Indiana	0.0413531388%
IN328	Lynn Town, Indiana	0.0149633068%
IN329	Lynnville Town, Indiana	0.0045377575%
IN330	Lyons Town, Indiana	0.0016426272%
IN331	Mackey Town, Indiana	0.0006159852%
IN332	Macy Town, Indiana	0.0002617937%
IN333	Madison City, Indiana	0.1309584504%
IN334	Madison County, Indiana	1.3792626945%
IN335	Marengo Town, Indiana	0.0004825217%
IN336	Marion City, Indiana	0.7936558454%
IN337	Markle Town, Indiana	0.0068887677%
IN338	Markleville Town, Indiana	0.0080540063%
IN339	Marshall County, Indiana	0.2679792216%
IN340	Marshall Town, Indiana	0.0025409389%
IN341	Martin County, Indiana	0.0865151193%
IN342	Martinsville City, Indiana	0.0794004904%

State ID	Qualifying Subdivision	Consolidated State Allocation
IN343	Matthews Town, Indiana	0.0050818778%
IN344	Mauckport Town, Indiana	0.0000051332%
IN345	McCordsville Town, Indiana	0.0170833225%
IN346	Mecca Town, Indiana	0.0025460721%
IN347	Medaryville Town, Indiana	0.0008110472%
IN348	Medora Town, Indiana	0.0008007807%
IN349	Mellott Town, Indiana	0.0014732312%
IN350	Mentone Town, Indiana	0.0056311312%
IN351	Merom Town, Indiana	0.0005903191%
IN352	Merrillville Town, Indiana	0.1076947432%
IN353	Miami County, Indiana	0.2157180118%
IN354	Michiana Shores Town, Indiana	0.0016066947%
IN355	Michigan City, Indiana	0.5192652447%
IN356	Michigantown, Indiana	0.0030593931%
IN357	Middlebury Town, Indiana	0.0186335519%
IN358	Middletown, Indiana	0.0039063727%
IN359	Milan Town, Indiana	0.0291463657%
IN360	Milford Town, Indiana	0.0156562901%
IN361	Millersburg Town, Indiana	0.0043940277%
IN362	Millhousen Town, Indiana	0.0001693959%
IN363	Milltown, Indiana	0.0004773885%
IN364	Milton Town, Indiana	0.0000564653%
IN365	Mishawaka City, Indiana	0.5537912143%
IN366	Mitchell City, Indiana	0.0424721785%
IN367	Modoc Town, Indiana	0.0044453598%
IN368	Monon Town, Indiana	0.0132898804%
IN369	Monroe City Town, Indiana	0.0002669269%
IN370	Monroe County, Indiana	1.1604288242%
IN371	Monroe Town, Indiana	0.0007597151%
IN372	Monroeville Town, Indiana	0.0067501710%
IN373	Monrovia Town, Indiana	0.0058929249%
IN374	Monterey Town, Indiana	0.0002874598%
IN375	Montezuma Town, Indiana	0.0078948768%
IN376	Montgomery County, Indiana	0.3881322652%
IN377	Montgomery Town, Indiana	0.0003028594%
IN378	Monticello City, Indiana	0.0859504662%
IN379	Montpelier City, Indiana	0.0238026942%
IN380	Mooreland Town, Indiana	0.0007083830%
IN381	Moores Hill Town, Indiana	0.0009804431%
IN382	Moorestown, Indiana	0.0679534323%
IN383	Morgan County, Indiana	1.1892004656%
IN384	Morgantown, Indiana	0.0033263200%
IN385	Morocco Town, Indiana	0.0043324291%
IN386	Morristown, Indiana	0.0014218991%
IN387	Mount Auburn Town, Indiana	0.0004568557%
IN388	Mount Ayr Town, Indiana	0.0004619889%
IN389	Mount Carmel Town, Indiana	0.0002207280%
IN390	Mount Etna Town, Indiana	0.0009496438%
IN391	Mount Summit Town, Indiana	0.0006724505%

State ID	Qualifying Subdivision	Consolidated State Allocation
IN392	Mount Vernon City, Indiana	0.0528001968%
IN393	Mulberry Town, Indiana	0.0102048212%
IN394	Muncie City, Indiana	1.1426730513%
IN395	Munster Town, Indiana	0.1401776953%
IN396	Napoleon Town, Indiana	0.0029207964%
IN397	Nappanee City, Indiana	0.0750937273%
IN398	Nashville Town, Indiana	0.0122940377%
IN399	New Albany City, Indiana	0.1005493151%
IN400	New Amsterdam Town, Indiana	0.0000000000%
IN401	New Carlisle Town, Indiana	0.0260048412%
IN402	New Castle City, Indiana	0.0525435363%
IN403	New Chicago Town, Indiana	0.0302397394%
IN404	New Harmony Town, Indiana	0.0046404217%
IN405	New Haven City, Indiana	0.1210256893%
IN406	New Market Town, Indiana	0.0055849323%
IN407	New Middletown, Indiana	0.0000102664%
IN408	New Palestine Town, Indiana	0.0039269056%
IN409	New Pekin Town, Indiana	0.0237000300%
IN410	New Point Town, Indiana	0.0004311896%
IN411	New Richmond Town, Indiana	0.0029464625%
IN412	New Ross Town, Indiana	0.0030542599%
IN413	New Whiteland Town, Indiana	0.0149735732%
IN414	Newberry Town, Indiana	0.0004311896%
IN415	Newburgh Town, Indiana	0.0335968586%
IN416	Newport Town, Indiana	0.0042554310%
IN417	Newton County, Indiana	0.1317386983%
IN418	Newtown, Indiana	0.0019352201%
IN419	Noble County, Indiana	0.3308610426%
IN420	Noblesville City, Indiana	0.1813255057%
IN421	North Judson Town, Indiana	0.0550690756%
IN422	North Liberty Town, Indiana	0.0258405785%
IN423	North Manchester Town, Indiana	0.0190904075%
IN424	North Salem Town, Indiana	0.0007289158%
IN425	North Vernon City, Indiana	0.1513680928%
IN426	North Webster Town, Indiana	0.0116061875%
IN427	Oakland City, Indiana	0.0117550506%
IN428	Oaktown, Indiana	0.0003028594%
IN429	Odon Town, Indiana	0.0001129306%
IN430	Ogden Dunes Town, Indiana	0.0007545819%
IN431	Ohio County, Indiana	0.0605102780%
IN432	Oldenburg Town, Indiana	0.0017555578%
IN433	Onward Town, Indiana	0.0000205328%
IN434	Oolitic Town, Indiana	0.0059288574%
IN435	Orange County, Indiana	0.1597198253%
IN436	Orestes Town, Indiana	0.0064113791%
IN437	Orland Town, Indiana	0.0025255393%
IN438	Orleans Town, Indiana	0.0250859967%
IN439	Osceola Town, Indiana	0.0333607310%
IN440	Osgood Town, Indiana	0.0249576664%

State ID	Qualifying Subdivision	Consolidated State Allocation
IN441	Ossian Town, Indiana	0.0269134194%
IN442	Otterbein Town, Indiana	0.0047636188%
IN443	Owen County, Indiana	0.2265234186%
IN444	Owensville Town, Indiana	0.0056362644%
IN445	Oxford Town, Indiana	0.0039166391%
IN446	Palmyra Town, Indiana	0.0000821314%
IN447	Paoli Town, Indiana	0.0428417696%
IN448	Paragon Town, Indiana	0.0022226799%
IN449	Parke County, Indiana	0.1418203225%
IN450	Parker City Town, Indiana	0.0194291994%
IN451	Patoka Town, Indiana	0.0042605642%
IN452	Patriot Town, Indiana	0.0022740120%
IN453	Pendleton Town, Indiana	0.0746163388%
IN454	Pennville Town, Indiana	0.0010009759%
IN455	Perry County, Indiana	0.2167651867%
IN456	Perrysville Town, Indiana	0.0037934421%
IN457	Peru City, Indiana	0.1826036749%
IN458	Petersburg City, Indiana	0.0103588175%
IN459	Pierceton Town, Indiana	0.0102869526%
IN460	Pike County, Indiana	0.1238284218%
IN461	Pine Village Town, Indiana	0.0008880453%
IN462	Pittsboro Town, Indiana	0.0022842784%
IN463	Plainfield Town, Indiana	0.1021046776%
IN464	Plainville Town, Indiana	0.0007186494%
IN465	Plymouth City, Indiana	0.1356142717%
IN466	Poneto Town, Indiana	0.0011087733%
IN467	Portage City, Indiana	0.4894412953%
IN468	Porter County, Indiana	1.1076491603%
IN469	Porter Town, Indiana	0.1634722017%
IN470	Portland City, Indiana	0.0123299701%
IN471	Posey County, Indiana	0.1942714610%
IN472	Poseyville Town, Indiana	0.0044658926%
IN473	Pottawattamie Park Town, Indiana	0.0012319704%
IN474	Princes Lakes Town, Indiana	0.0039063727%
IN475	Princeton City, Indiana	0.0453005772%
IN476	Pulaski County, Indiana	0.1885530652%
IN477	Putnam County, Indiana	0.4476056348%
IN478	Randolph County, Indiana	0.1948463805%
IN479	Redkey Town, Indiana	0.0011601054%
IN480	Remington Town, Indiana	0.0024228751%
IN481	Rensselaer City, Indiana	0.0101278231%
IN482	Reynolds Town, Indiana	0.0007083830%
IN483	Richland Town, Indiana	0.0026898020%
IN484	Richmond City, Indiana	0.6900830697%
IN485	Ridgeville Town, Indiana	0.0178943696%
IN486	Riley Town, Indiana	0.0014629648%
IN487	Ripley County, Indiana	0.2963915383%
IN488	Rising Sun City, Indiana	0.0356090769%
IN489	River Forest Town, Indiana	0.0003439251%



State ID	Qualifying Subdivision	Consolidated State Allocation
IN490	Roachdale Town, Indiana	0.0017760906%
IN491	Roann Town, Indiana	0.0009599102%
IN492	Roanoke Town, Indiana	0.0123402365%
IN493	Rochester City, Indiana	0.0090652486%
IN494	Rockport City, Indiana	0.0104768814%
IN495	Rockville Town, Indiana	0.0245162104%
IN496	Rome City Town, Indiana	0.0125096325%
IN497	Rosedale Town, Indiana	0.0056105984%
IN498	Roseland Town, Indiana	0.0028283986%
IN499	Rossville Town, Indiana	0.0134079442%
IN500	Royal Center Town, Indiana	0.0001796623%
IN501	Rush County, Indiana	0.2195011875%
IN502	Rushville City, Indiana	0.0154047628%
IN503	Russellville Town, Indiana	0.0006929833%
IN504	Russiaville Town, Indiana	0.0008059140%
IN505	Salamonia Town, Indiana	0.0002258612%
IN506	Salem City, Indiana	0.0949284502%
IN507	Saltillo Town, Indiana	0.0012833025%
IN508	Sandborn Town, Indiana	0.0002053284%
IN509	Santa Claus Town, Indiana	0.0075252857%
IN510	Saratoga Town, Indiana	0.0045018251%
IN511	Schererville Town, Indiana	0.1304861951%
IN512	Schneider Town, Indiana	0.0009342442%
IN513	Scott County, Indiana	1.2220735416%
IN514	Scottsburg City, Indiana	0.0625019635%
IN515	Seelyville Town, Indiana	0.0082952672%
IN516	Sellersburg Town, Indiana	0.0135722069%
IN517	Selma Town, Indiana	0.0080899388%
IN518	Seymour City, Indiana	0.0450541831%
IN519	Shadeland Town, Indiana	0.0129356889%
IN520	Shamrock Lakes Town, Indiana	0.0030901923%
IN521	Sharpsville Town, Indiana	0.0050818778%
IN522	Shelburn Town, Indiana	0.0044402265%
IN523	Shelby County, Indiana	0.0450541831%
IN524	Shelbyville City, Indiana	0.5457372080%
IN525	Sheridan Town, Indiana	0.0121657074%
IN526	Shipshewana Town, Indiana	0.0047174199%
IN527	Shirley Town, Indiana	0.0011806383%
IN528	Shoals Town, Indiana	0.0066988389%
IN529	Sidney Town, Indiana	0.0004773885%
IN530	Silver Lake Town, Indiana	0.0053128722%
IN531	Somerville Town, Indiana	0.0016939593%
IN532	South Bend City, Indiana	1.3582319336%
IN533	South Whitley Town, Indiana	0.0000564653%
IN534	Southport City, Indiana	0.0003490583%
IN535	Speedway Town, Indiana	0.0716390770%
IN536	Spencer County, Indiana	0.1563113739%
IN537	Spencer Town, Indiana	0.0335301269%
IN538	Spiceland Town, Indiana	0.0016836928%

State ID	Qualifying Subdivision	Consolidated State Allocation
IN539	Spring Grove Town, Indiana	0.0014167659%
IN540	Spring Lake Town, Indiana	0.0003079926%
IN541	Springport Town, Indiana	0.0002771933%
IN542	Spurgeon Town, Indiana	0.0006827169%
IN543	St. Joseph County, Indiana	1.3360462005%
IN544	St. Joe Town, Indiana	0.0029823949%
IN545	St. John Town, Indiana	0.0653868274%
IN546	St. Leon Town, Indiana	0.0011190398%
IN547	St. Paul Town, Indiana	0.0016220943%
IN548	Starke County, Indiana	0.5754687596%
IN549	State Line City Town, Indiana	0.0005800527%
IN550	Staunton Town, Indiana	0.0035419148%
IN551	Steuben County, Indiana	0.2289052280%
IN552	Stilesville Town, Indiana	0.0004517225%
IN553	Stinesville Town, Indiana	0.0014321656%
IN554	Straughn Town, Indiana	0.0004260564%
IN555	Sullivan City, Indiana	0.0150608378%
IN556	Sullivan County, Indiana	0.4997077150%
IN557	Sulphur Springs Town, Indiana	0.0007494486%
IN558	Summitville Town, Indiana	0.0154098960%
IN559	Sunman Town, Indiana	0.0161336786%
IN560	Swayzee Town, Indiana	0.0084954623%
IN561	Sweetser Town, Indiana	0.0043786280%
IN562	Switz City Town, Indiana	0.0006570509%
IN563	Switzerland County, Indiana	0.1390381227%
IN564	Syracuse Town, Indiana	0.0288332399%
IN565	Tell City, Indiana	0.0071351617%
IN566	Tennyson Town, Indiana	0.0014372988%
IN567	Terre Haute City, Indiana	1.0172687340%
IN568	Thorntown, Indiana	0.0019968186%
IN569	Tippecanoe County, Indiana	0.9836513425%
IN570	Tipton City, Indiana	0.0756840464%
IN571	Tipton County, Indiana	0.1461219523%
IN572	Topeka Town, Indiana	0.0102510201%
IN573	Town of Pines Town, Indiana	0.0177506398%
IN574	Trafalgar Town, Indiana	0.0034751831%
IN575	Trail Creek Town, Indiana	0.0070068315%
IN576	Troy Town, Indiana	0.0003695911%
IN577	Ulen Town, Indiana	0.0001385967%
IN578	Union City, Indiana	0.0467276095%
IN579	Union County, Indiana	0.0788666365%
IN580	Uniondale Town, Indiana	0.0020532840%
IN581	Universal Town, Indiana	0.0029823949%
IN582	Upland Town, Indiana	0.0132693475%
IN583	Utica Town, Indiana	0.0015553626%
IN584	Valparaiso City, Indiana	0.4508549566%
IN585	Van Buren Town, Indiana	0.0074585540%
IN586	Vanderburgh County, Indiana	1.8730004864%
IN587	Veedersburg Town, Indiana	0.0174477804%

State ID	Qualifying Subdivision	Consolidated State Allocation
IN588	Vera Cruz Town, Indiana	0.0005287206%
IN589	Vermillion County, Indiana	0.1479237090%
IN590	Vernon Town, Indiana	0.0044556262%
IN591	Versailles Town, Indiana	0.0325753499%
IN592	Vevay Town, Indiana	0.0222627312%
IN593	Vigo County, Indiana	0.7949340146%
IN594	Vincennes City, Indiana	0.0141984585%
IN595	Wabash City, Indiana	0.0616549838%
IN596	Wabash County, Indiana	0.5254353629%
IN597	Wakarusa Town, Indiana	0.0133566121%
IN598	Walkerton Town, Indiana	0.0293414277%
IN599	Wallace Town, Indiana	0.0007443154%
IN600	Walton Town, Indiana	0.0010215088%
IN601	Wanatah Town, Indiana	0.0034289842%
IN602	Warren County, Indiana	0.0576818794%
IN603	Warren Town, Indiana	0.0076587491%
IN604	Warrick County, Indiana	0.3991430003%
IN605	Warsaw City, Indiana	0.2580772597%
IN606	Washington City, Indiana	0.0149581736%
IN607	Washington County, Indiana	0.3404396122%
IN608	Waterloo Town, Indiana	0.0127970922%
IN609	Waveland Town, Indiana	0.0037215772%
IN610	Wayne County, Indiana	0.7657876490%
IN611	Waynetown, Indiana	0.0084133310%
IN612	Wells County, Indiana	0.2019866754%
IN613	West Baden Springs Town, Indiana	0.0054822681%
IN614	West College Corner Town, Indiana	0.0065345762%
IN615	West Harrison Town, Indiana	0.0004773885%
IN616	West Lafayette City, Indiana	0.2612290506%
IN617	West Lebanon Town, Indiana	0.0029772617%
IN618	West Terre Haute Town, Indiana	0.0180175667%
IN619	Westfield City, Indiana	0.1106874046%
IN620	Westport Town, Indiana	0.0022021470%
IN621	Westville Town, Indiana	0.0405164256%
IN622	Wheatfield Town, Indiana	0.0014064995%
IN623	Wheatland Town, Indiana	0.0002361277%
IN624	White County, Indiana	0.2045738132%
IN625	Whiteland Town, Indiana	0.0126892948%
IN626	Whitestown, Indiana	0.0075560849%
IN627	Whitewater Town, Indiana	0.0002977262%
IN628	Whiting City, Indiana	0.0746933369%
IN629	Whitley County, Indiana	0.3073920070%
IN630	Wilkinson Town, Indiana	0.0006365180%
IN631	Williamsport Town, Indiana	0.0094553726%
IN632	Winamac Town, Indiana	0.0021559481%
IN633	Winchester City, Indiana	0.0715004804%
IN634	Windfall City Town, Indiana	0.0058877917%

<b>State ID</b>	<b>Qualifying Subdivision</b>	<b>Consolidated State Allocation</b>
IN635	Winfield Town, Indiana	0.0246548070%
IN636	Wingate Town, Indiana	0.0023253441%
IN637	Winona Lake Town, Indiana	0.0964016815%
IN638	Winslow Town, Indiana	0.0028489315%
IN639	Wolcott Town, Indiana	0.0013397678%
IN640	Wolcottville Town, Indiana	0.0086494586%
IN641	Woodburn City, Indiana	0.0082131358%
IN642	Woodlawn Heights Town, Indiana	0.0012217040%
IN643	Worthington Town, Indiana	0.0026128038%
IN644	Yeoman Town, Indiana	0.0014578316%
IN645	Yorktown, Indiana	0.0901956307%
IN646	Zanesville Town, Indiana	0.0025922710%
IN647	Zionsville Town, Indiana	0.0375853627%
IN648	Cumberland Town, Indiana	0.0148247101%

State ID	Qualifying Subdivision	Consolidated State Allocation
IA1	Adair County, Iowa	0.2556895492%
IA2	Adams County, Iowa	0.1116738610%
IA3	Allamakee County, Iowa	0.4458620571%
IA7	Appanoose County, Iowa	0.5319573473%
IA8	Audubon County, Iowa	0.1208090649%
IA9	Benton County, Iowa	0.5190077951%
IA11	Black Hawk County, Iowa	3.3423948145%
IA13	Boone County, Iowa	0.8229376316%
IA14	Bremer County, Iowa	0.7313291658%
IA15	Buchanan County, Iowa	0.3770114677%
IA16	Buena Vista County, Iowa	0.3269761930%
IA18	Butler County, Iowa	0.2707546223%
IA19	Calhoun County, Iowa	0.1889544807%
IA20	Carroll County, Iowa	0.6033080977%
IA21	Cass County, Iowa	0.3356626501%
IA22	Cedar County, Iowa	0.3655363695%
IA25	Cerro Gordo County, Iowa	1.6302973365%
IA26	Cherokee County, Iowa	0.2378358349%
IA27	Chickasaw County, Iowa	0.2431246372%
IA28	Clarke County, Iowa	0.3046029568%
IA29	Clay County, Iowa	0.2957241797%
IA30	Clayton County, Iowa	0.4574012621%
IA32	Clinton County, Iowa	1.4586196098%
IA36	Crawford County, Iowa	0.3305341145%
IA37	Dallas County, Iowa	1.4775951912%
IA39	Davis County, Iowa	0.1538560657%
IA40	Decatur County, Iowa	0.2531573348%
IA41	Delaware County, Iowa	0.3021348491%
IA43	Des Moines County, Iowa	1.5679856298%
IA44	Dickinson County, Iowa	0.3322329419%
IA46	Dubuque County, Iowa	2.7454332795%
IA47	Emmet County, Iowa	0.1753318082%
IA49	Fayette County, Iowa	0.5284635324%
IA50	Floyd County, Iowa	0.3285468070%
IA53	Franklin County, Iowa	0.2107187034%
IA54	Fremont County, Iowa	0.2047888342%
IA55	Greene County, Iowa	0.3578435662%
IA57	Grundy County, Iowa	0.3230977380%
IA58	Guthrie County, Iowa	0.2308482053%
IA59	Hamilton County, Iowa	0.3501828163%
IA60	Hancock County, Iowa	0.1901084012%
IA61	Hardin County, Iowa	0.4491314985%
IA62	Harrison County, Iowa	0.6178282639%
IA63	Henry County, Iowa	0.4451248302%
IA64	Howard County, Iowa	0.1714212999%
IA65	Humboldt County, Iowa	0.1929611491%
IA66	Ida County, Iowa	0.1680556985%
IA69	Iowa County, Iowa	0.2658504602%
IA70	Jackson County, Iowa	0.5490417812%

State ID	Qualifying Subdivision	Consolidated State Allocation
IA71	Jasper County, Iowa	1.6780568235%
IA72	Jefferson County, Iowa	0.5728253647%
IA73	Johnson County, Iowa	3.8223936863%
IA75	Jones County, Iowa	0.3884865660%
IA77	Keokuk County, Iowa	0.1980255779%
IA78	Kossuth County, Iowa	0.3482275621%
IA80	Lee County, Iowa	1.4586837165%
IA81	Linn County, Iowa	7.3285811041%
IA82	Louisa County, Iowa	0.3358870235%
IA83	Lucas County, Iowa	0.3300533143%
IA84	Lyon County, Iowa	0.1619335092%
IA85	Madison County, Iowa	0.4031349456%
IA86	Mahaska County, Iowa	0.7161999860%
IA88	Marion County, Iowa	1.1788259436%
IA89	Marshall County, Iowa	1.0363488161%
IA92	Mills County, Iowa	0.4947113580%
IA93	Mitchell County, Iowa	0.1894673343%
IA94	Monona County, Iowa	0.4457658971%
IA95	Monroe County, Iowa	0.2157510788%
IA96	Montgomery County, Iowa	0.5308995868%
IA98	Muscatine County, Iowa	1.0607414131%
IA102	O'Brien County, Iowa	0.2348228203%
IA103	Osceola County, Iowa	0.1453939821%
IA106	Page County, Iowa	0.5824093155%
IA107	Palo Alto County, Iowa	0.1666132978%
IA110	Plymouth County, Iowa	0.4452850969%
IA111	Pocahontas County, Iowa	0.1165780231%
IA112	Polk County, Iowa	22.8108926250%
IA113	Pottawattamie County, Iowa	3.6145597841%
IA114	Poweshiek County, Iowa	0.4747100695%
IA115	Ringgold County, Iowa	0.1195910378%
IA116	Sac County, Iowa	0.2200782807%
IA117	Scott County, Iowa	8.8614042123%
IA118	Shelby County, Iowa	0.2859158555%
IA120	Sioux County, Iowa	0.4096738283%
IA123	Story County, Iowa	2.1665177789%
IA124	Tama County, Iowa	0.3449901740%
IA125	Taylor County, Iowa	0.1784409829%
IA126	Union County, Iowa	0.4629785445%
IA128	Van Buren County, Iowa	0.1525418785%
IA129	Wapello County, Iowa	1.0026607483%
IA130	Warren County, Iowa	1.3316563022%
IA131	Washington County, Iowa	0.5543626368%
IA135	Wayne County, Iowa	0.2440541843%
IA136	Webster County, Iowa	1.5957758817%
IA138	Winnebago County, Iowa	0.2340535400%
IA139	Winneshek County, Iowa	0.3674595703%
IA140	Woodbury County, Iowa	2.5662230163%
IA141	Worth County, Iowa	0.2345663935%

<b>State ID</b>	<b>Qualifying Subdivision</b>	<b>Consolidated State Allocation</b>
IA142	Wright County, Iowa	0.2810437467%

State ID	Qualifying Subdivision	Consolidated State Allocation
KS1	Allen County, Kansas	0.2469590982%
KS2	Anderson County, Kansas	0.1033070846%
KS3	Andover City, Kansas	0.2965259109%
KS4	Arkansas City, Kansas	0.2517607353%
KS5	Atchison City, Kansas	0.2261465530%
KS6	Atchison County, Kansas	0.2081347289%
KS7	Barber County, Kansas	0.0868011735%
KS8	Barton County, Kansas	0.3334574382%
KS9	Bourbon County, Kansas	0.2875114592%
KS10	Brown County, Kansas	0.1232303153%
KS11	Butler County, Kansas	0.8706438812%
KS12	Chase County, Kansas	0.0336082678%
KS14	Cherokee County, Kansas	0.3919995171%
KS17	Clay County, Kansas	0.1042947986%
KS19	Coffey County, Kansas	0.1060232980%
KS20	Comanche County, Kansas	0.0219636398%
KS21	Cowley County, Kansas	0.6897088195%
KS22	Crawford County, Kansas	0.7714110714%
KS24	Derby City, Kansas	0.5453586914%
KS25	Dickinson County, Kansas	0.3638160245%
KS26	Dodge City, Kansas	0.5788024418%
KS28	Douglas County, Kansas	1.5924288685%
KS29	Edwards County, Kansas	0.0357396506%
KS30	El Dorado City, Kansas	0.2788280508%
KS31	Elk County, Kansas	0.0499335801%
KS32	Elkhart City, Kansas	0.0460427074%
KS33	Ellis County, Kansas	0.3726150991%
KS34	Ellsworth County, Kansas	0.0784192915%
KS35	Emporia City, Kansas	0.5314129512%
KS37	Finney County, Kansas	0.7153826866%
KS38	Ford County, Kansas	0.6591551252%
KS39	Franklin County, Kansas	0.3340422689%
KS40	Garden City, Kansas	0.5639674708%
KS41	Gardner City, Kansas	0.4851729540%
KS42	Geary County, Kansas	0.4187127502%
KS43	Gove County, Kansas	0.0340631361%
KS44	Graham County, Kansas	0.0310480092%
KS45	Grant County, Kansas	0.1409572980%
KS47	Great Bend City, Kansas	0.3231811438%
KS48	Greeley County Unified Government, Kansas	0.0155434990%
KS49	Greenwood County, Kansas	0.1168768440%
KS50	Hamilton County, Kansas	0.0315158737%
KS51	Harper County, Kansas	0.0693479184%
KS52	Harvey County, Kansas	0.6829965673%
KS53	Haskell County, Kansas	0.0509842361%
KS54	Hays City, Kansas	0.4517508922%
KS55	Haysville City, Kansas	0.2470109420%
KS57	Hutchinson City, Kansas	0.8720750695%



State ID	Qualifying Subdivision	Consolidated State Allocation
KS58	Jackson County, Kansas	0.1711734320%
KS59	Jefferson County, Kansas	0.2473443746%
KS61	Johnson County, Kansas	12.0944030669%
KS62	Junction City, Kansas	0.4741551685%
KS63	Kansas City, Kansas	4.4060498188%
KS64	Kearny County, Kansas	0.0486709060%
KS65	Kingman County, Kansas	0.0906357539%
KS66	Kiowa County, Kansas	0.0319187570%
KS67	Labette County, Kansas	0.2545442897%
KS69	Lansing City, Kansas	0.2592649750%
KS70	Lawrence City, Kansas	2.1351947685%
KS71	Leavenworth City, Kansas	0.7793565010%
KS72	Leavenworth County, Kansas	1.6381480759%
KS73	Leawood City, Kansas	0.7519204801%
KS74	Lenexa City, Kansas	1.2179424409%
KS75	Liberal City, Kansas	0.4082002757%
KS78	Logan County, Kansas	0.0355057183%
KS79	Lyon County, Kansas	0.4294606379%
KS80	Manhattan City, Kansas	1.1916559134%
KS81	Manter City, Kansas	0.0039724166%
KS83	Marshall County, Kansas	0.1254396755%
KS84	McPherson City, Kansas	0.2822331538%
KS85	McPherson County, Kansas	0.3697169383%
KS86	Meade County, Kansas	0.0802482625%
KS87	Merriam City, Kansas	0.2413502294%
KS88	Miami County, Kansas	0.4462127868%
KS90	Montgomery County, Kansas	0.6274462063%
KS92	Morton County, Kansas	0.0505510276%
KS94	Neosho County, Kansas	0.3172684471%
KS95	Ness County, Kansas	0.0359735829%
KS96	Newton City, Kansas	0.4065302570%
KS98	Olathe City, Kansas	3.0725090086%
KS99	Osage County, Kansas	0.2049506509%
KS101	Ottawa City, Kansas	0.2675066256%
KS103	Overland Park City, Kansas	5.2622788811%
KS104	Pawnee County, Kansas	0.0827340421%
KS105	Phillips County, Kansas	0.0673335017%
KS106	Pittsburg City, Kansas	0.4330770471%
KS107	Pottawatomie County, Kansas	0.3212929608%
KS108	Prairie Village City, Kansas	0.4839800835%
KS109	Pratt County, Kansas	0.1817885063%
KS110	Rawlins County, Kansas	0.0326335501%
KS111	Reno County, Kansas	1.2307721233%
KS112	Republic County, Kansas	0.0589509291%
KS113	Rice County, Kansas	0.1216707669%
KS114	Riley County, Kansas	0.9513505103%
KS117	Russell County, Kansas	0.0884263937%
KS118	Salina City, Kansas	1.0036161498%
KS119	Saline County, Kansas	0.7008350540%

State ID	Qualifying Subdivision	Consolidated State Allocation
KS120	Scott County, Kansas	0.0622519732%
KS121	Sedgwick County, Kansas	10.3553321948%
KS122	Seward County, Kansas	0.4190277852%
KS123	Shawnee City, Kansas	1.4379077560%
KS124	Shawnee County, Kansas	3.5054886950%
KS125	Sheridan County, Kansas	0.0327505162%
KS126	Sherman County, Kansas	0.0750792587%
KS127	Smith County, Kansas	0.0460586624%
KS130	Stanton County, Kansas	0.0392178776%
KS131	Stevens County, Kansas	0.0700237227%
KS132	Sumner County, Kansas	0.2934290296%
KS133	Thomas County, Kansas	0.1000970142%
KS134	Topeka City, Kansas	2.7014829146%
KS135	Trego County, Kansas	0.0358436205%
KS136	Ulysses City, Kansas	0.1478592097%
KS137	Wabaunsee County, Kansas	0.1375513777%
KS138	Wallace County, Kansas	0.0199622194%
KS139	Washington County, Kansas	0.0705305759%
KS140	Wichita City, Kansas	10.4437497448%
KS141	Wichita County, Kansas	0.0269541947%
KS142	Wilson County, Kansas	0.1086745303%
KS143	Winfield City, Kansas	0.2560767576%
KS145	Abilene City, Kansas	0.1327990164%
KS146	Anthony City, Kansas	0.0440711418%
KS147	Augusta City, Kansas	0.2017035526%
KS148	Baxter Springs City, Kansas	0.0844335409%
KS149	Bel Aire City, Kansas	0.1836803642%
KS150	Belleville City, Kansas	0.0399286280%
KS151	Beloit City, Kansas	0.0772980066%
KS152	Bentley City, Kansas	0.0111696053%
KS153	Benton City, Kansas	0.0187605992%
KS154	Bonner Springs City, Kansas	0.1727710215%
KS155	Burlingame City, Kansas	0.0191726818%
KS156	Burrton City, Kansas	0.0185220252%
KS157	Caney City, Kansas	0.0422493033%
KS158	Chanute City, Kansas	0.1950017894%
KS159	Cheney City, Kansas	0.0471292279%
KS160	Coffeyville City, Kansas	0.1988623520%
KS161	Colby City, Kansas	0.1152746647%
KS162	Concordia City, Kansas	0.1064040461%
KS163	Edwardsville City, Kansas	0.0976201818%
KS164	Ellsworth City, Kansas	0.0636559061%
KS165	Enterprise City, Kansas	0.0167652523%
KS166	Eudora City, Kansas	0.1386549260%
KS167	Fairway City, Kansas	0.0859517397%
KS168	Fall River City, Kansas	0.0030797747%
KS169	Fort Scott City, Kansas	0.1658740613%
KS170	Galena City, Kansas	0.0612484766%
KS171	Garden Plain City, Kansas	0.0197799613%

State ID	Qualifying Subdivision	Consolidated State Allocation
KS172	Garnett City, Kansas	0.0706613091%
KS173	Goddard City, Kansas	0.1076186052%
KS174	Halstead City, Kansas	0.0439843876%
KS175	Harper City, Kansas	0.0280433004%
KS176	Herington City, Kansas	0.0485823611%
KS177	Hiawatha City, Kansas	0.0670393205%
KS178	Highland City, Kansas	0.0213849143%
KS179	Hillsboro City, Kansas	0.0599037863%
KS180	Hoisington City, Kansas	0.0531803345%
KS181	Hugoton City, Kansas	0.0797705018%
KS182	Humboldt City, Kansas	0.0385622491%
KS183	Independence City, Kansas	0.1827043793%
KS184	Iola City, Kansas	0.1141685485%
KS185	Johnson City City, Kansas	0.0286505799%
KS186	Kechi City, Kansas	0.0457411605%
KS187	Kingman City, Kansas	0.0599688519%
KS188	Leoti City, Kansas	0.0307977467%
KS189	Lincoln Center City, Kansas	0.0257876908%
KS190	Longton City, Kansas	0.0066366975%
KS191	Maize City, Kansas	0.1142336141%
KS192	Marysville City, Kansas	0.0705094892%
KS193	Meade City, Kansas	0.0329449136%
KS194	Medicine Lodge City, Kansas	0.0391261515%
KS195	Mission City, Kansas	0.2141310941%
KS196	Mission Hills City, Kansas	0.0766256614%
KS197	Moundridge City, Kansas	0.0403623991%
KS198	Mount Hope City, Kansas	0.0174809746%
KS199	Neodesha City, Kansas	0.0479533930%
KS200	North Newton City, Kansas	0.0382152322%
KS201	Norton City, Kansas	0.0587542929%
KS202	Oakley City, Kansas	0.0440277647%
KS203	Osawatomie City, Kansas	0.0915907637%
KS204	Park City City, Kansas	0.1722721848%
KS205	Parsons City, Kansas	0.2052387869%
KS206	Phillipsburg City, Kansas	0.0524863008%
KS207	Pleasanton City, Kansas	0.0251153456%
KS208	Pratt City, Kansas	0.1401731248%
KS209	Rantoul City, Kansas	0.0040557596%
KS210	Roeland Park City, Kansas	0.1442722615%
KS211	Russell City, Kansas	0.0950609324%
KS212	Sabetha City, Kansas	0.0553491899%
KS213	Satanta City, Kansas	0.0243128691%
KS214	Scott City, Kansas	0.0810284379%
KS215	Sedgwick City, Kansas	0.0359379341%
KS216	Spring Hill City, Kansas	0.1707106089%
KS217	Sterling City, Kansas	0.0471942936%
KS218	Sublette City, Kansas	0.0287156456%
KS219	Syracuse City, Kansas	0.0353740316%
KS220	Tonganoxie City, Kansas	0.1234078725%

<b>State ID</b>	<b>Qualifying Subdivision</b>	<b>Consolidated State Allocation</b>
KS221	Tribune City, Kansas	0.0157025131%
KS222	Valley Falls City, Kansas	0.0249852143%
KS223	Wakeeney City, Kansas	0.0376947069%
KS224	Wamego City, Kansas	0.1023265980%
KS225	Washington City, Kansas	0.0230983101%
KS226	Weir City, Kansas	0.0137505433%
KS227	Wellington City, Kansas	0.1637485830%
KS228	Westwood City, Kansas	0.0356126057%
KS229	Wilson City, Kansas	0.0154639390%
KS230	Wyandotte County, Kansas	3.2916925050%

State ID	Qualifying Subdivision	Consolidated State Allocation
KY1	Adair County, Kentucky	0.2072149972%
KY2	Allen County, Kentucky	0.3652932746%
KY3	Anderson County, Kentucky	0.3621159370%
KY4	Ashland City, Kentucky	0.9834499202%
KY5	Ballard County, Kentucky	0.1275818571%
KY6	Bardstown City, Kentucky	0.2352870373%
KY7	Barren County, Kentucky	0.3122030586%
KY8	Bath County, Kentucky	0.1600781328%
KY9	Bell County, Kentucky	0.6418579913%
KY12	Berea City, Kentucky	0.1673960319%
KY13	Boone County, Kentucky	2.0430819725%
KY14	Bourbon County, Kentucky	0.2554835051%
KY15	Bowling Green City, Kentucky	0.6707865957%
KY16	Boyd County, Kentucky	0.8927787584%
KY17	Boyle County, Kentucky	0.3790292999%
KY18	Bracken County, Kentucky	0.1275577166%
KY19	Breathitt County, Kentucky	0.5390554414%
KY20	Breckinridge County, Kentucky	0.3244963382%
KY22	Bullitt County, Kentucky	1.0630204077%
KY23	Butler County, Kentucky	0.1624898322%
KY24	Caldwell County, Kentucky	0.1441008473%
KY25	Calloway County, Kentucky	0.0270405279%
KY26	Campbell County, Kentucky	1.0519698931%
KY27	Campbellsville City, Kentucky	0.2769609681%
KY28	Carlisle County, Kentucky	0.0604084438%
KY29	Carroll County, Kentucky	0.2541479356%
KY30	Carter County, Kentucky	0.6015849596%
KY31	Casey County, Kentucky	0.2668572392%
KY32	Christian County, Kentucky	0.4386166388%
KY33	Clark County, Kentucky	0.6110238861%
KY34	Clay County, Kentucky	0.7834161044%
KY35	Clinton County, Kentucky	0.3920484376%
KY36	Columbia City, Kentucky	0.0941274300%
KY37	Covington City, Kentucky	1.7146827203%
KY38	Crittenden County, Kentucky	0.2010231527%
KY39	Cumberland County, Kentucky	0.1857249004%
KY40	Danville City, Kentucky	0.2799464970%
KY41	Daviess County, Kentucky	1.1263935276%
KY42	Edmonson County, Kentucky	0.1884368528%
KY44	Elliott County, Kentucky	0.1458221479%
KY45	Erlanger City, Kentucky	0.3397777298%
KY46	Estill County, Kentucky	0.4049309515%
KY47	Fleming County, Kentucky	0.1823914480%
KY48	Florence City, Kentucky	0.7389020512%
KY49	Floyd County, Kentucky	1.9179322449%
KY50	Fort Thomas City, Kentucky	0.3651296923%
KY51	Frankfort City, Kentucky	0.4254271088%
KY52	Franklin County, Kentucky	0.4438483122%
KY53	Fulton County, Kentucky	0.1040009320%

State ID	Qualifying Subdivision	Consolidated State Allocation
KY54	Gallatin County, Kentucky	0.2347861459%
KY55	Garrard County, Kentucky	0.3127117464%
KY56	Georgetown City, Kentucky	0.2129888920%
KY57	Glasgow City, Kentucky	0.4100978120%
KY58	Grant County, Kentucky	0.5343736918%
KY59	Graves County, Kentucky	0.2447866907%
KY60	Grayson City, Kentucky	0.1405700912%
KY61	Grayson County, Kentucky	0.4371371187%
KY62	Green County, Kentucky	0.1363993307%
KY64	Greenup County, Kentucky	0.6872346204%
KY65	Hancock County, Kentucky	0.1001482246%
KY66	Hardin County, Kentucky	1.6677965130%
KY68	Harlan County, Kentucky	0.9236857078%
KY69	Harrison County, Kentucky	0.2078604027%
KY70	Hart County, Kentucky	0.2333469695%
KY71	Henderson City, Kentucky	0.5644511762%
KY72	Henderson County, Kentucky	0.3796057595%
KY73	Henry County, Kentucky	0.2263086115%
KY74	Hickman County, Kentucky	0.0533625713%
KY76	Hopkins County, Kentucky	0.5493362318%
KY77	Hopkinsville City, Kentucky	0.5662686160%
KY79	Independence City, Kentucky	0.1255237640%
KY81	Jackson County, Kentucky	0.1930879337%
KY83	Jefferson County, Kentucky	14.4939132925%
KY84	Jeffersontown City, Kentucky	0.1981991396%
KY85	Jenkins City, Kentucky	0.0688654541%
KY86	Jessamine County, Kentucky	0.6407795601%
KY87	Johnson County, Kentucky	0.6400798620%
KY88	Kenton County, Kentucky	2.5731398261%
KY89	Knott County, Kentucky	0.4910894879%
KY90	Knox County, Kentucky	0.8060755114%
KY91	Larue County, Kentucky	0.1917133825%
KY92	Laurel County, Kentucky	0.9215642107%
KY93	Lawrence County, Kentucky	0.4474957316%
KY94	Lawrenceburg City, Kentucky	0.0804801232%
KY95	Lee County, Kentucky	0.2235931366%
KY96	Leslie County, Kentucky	0.5525464926%
KY97	Letcher County, Kentucky	0.6327552468%
KY98	Lewis County, Kentucky	0.2492484050%
KY99	Lexington-Fayette Urban County, Kentucky	6.2597070666%
KY100	Lincoln County, Kentucky	0.4109182594%
KY101	Livingston County, Kentucky	0.2056037847%
KY102	Logan County, Kentucky	0.3022584972%
KY103	London City, Kentucky	0.1961505806%
KY106	Lyndon City, Kentucky	0.0748780766%
KY107	Lyon County, Kentucky	0.1367346673%
KY108	Madison County, Kentucky	1.1073052673%
KY109	Madisonville City, Kentucky	0.3927355489%

State ID	Qualifying Subdivision	Consolidated State Allocation
KY110	Magoffin County, Kentucky	0.3084779576%
KY111	Manchester City, Kentucky	0.1800397241%
KY112	Marion County, Kentucky	0.2018769929%
KY113	Marshall County, Kentucky	0.6110803392%
KY114	Martin County, Kentucky	0.4692913886%
KY115	Mason County, Kentucky	0.1741746215%
KY116	McCracken County, Kentucky	0.3377504933%
KY117	McCreary County, Kentucky	0.3011869230%
KY118	McLean County, Kentucky	0.1433881867%
KY119	Meade County, Kentucky	0.3762152436%
KY120	Menifee County, Kentucky	0.1152561711%
KY121	Mercer County, Kentucky	0.2841928256%
KY122	Metcalfe County, Kentucky	0.1167070889%
KY123	Monroe County, Kentucky	0.2890192303%
KY124	Montgomery County, Kentucky	0.5746052526%
KY125	Morehead City, Kentucky	0.1176937487%
KY126	Morgan County, Kentucky	0.0505889526%
KY127	Morganfield City, Kentucky	0.1082087956%
KY129	Muhlenberg County, Kentucky	0.5338036196%
KY130	Murray City, Kentucky	0.5765962314%
KY131	Nelson County, Kentucky	0.4816564321%
KY132	Newport City, Kentucky	0.7312996326%
KY133	Nicholas County, Kentucky	0.1324383199%
KY134	Nicholasville City, Kentucky	0.3723153354%
KY135	Ohio County, Kentucky	0.4467150643%
KY136	Oldham County, Kentucky	0.7333447161%
KY137	Owen County, Kentucky	0.2198857418%
KY138	Owensboro City, Kentucky	0.5118319344%
KY139	Owsley County, Kentucky	0.1294761331%
KY140	Paducah City, Kentucky	1.1041080161%
KY141	Paintsville City, Kentucky	0.3642660363%
KY142	Pendleton County, Kentucky	0.3094900729%
KY143	Perry County, Kentucky	1.4848386091%
KY144	Pike County, Kentucky	1.9294441527%
KY145	Pineville City, Kentucky	0.0736606264%
KY147	Powell County, Kentucky	0.5788951657%
KY148	Prestonsburg City, Kentucky	0.4197933602%
KY149	Pulaski County, Kentucky	0.8723902940%
KY151	Richmond City, Kentucky	0.5069051167%
KY152	Robertson County, Kentucky	0.0346199801%
KY153	Rockcastle County, Kentucky	0.4380501830%
KY154	Rowan County, Kentucky	0.4245058255%
KY155	Russell City, Kentucky	0.1455248537%
KY156	Russell County, Kentucky	0.5599110288%
KY158	Scott County, Kentucky	0.6332443967%
KY159	Shelby County, Kentucky	0.5093783884%
KY160	Shelbyville City, Kentucky	0.1168374662%
KY161	Shepherdsville City, Kentucky	0.1717991328%
KY162	Shively City, Kentucky	0.1040826057%

State ID	Qualifying Subdivision	Consolidated State Allocation
KY163	Simpson County, Kentucky	0.2049906448%
KY164	Somerset City, Kentucky	0.3108498299%
KY166	Spencer County, Kentucky	0.2447695951%
KY167	St. Matthews City, Kentucky	0.1131834246%
KY168	Taylor County, Kentucky	0.1908446071%
KY169	Todd County, Kentucky	0.1788746408%
KY170	Trigg County, Kentucky	0.2047738501%
KY171	Trimble County, Kentucky	0.1174427629%
KY172	Union County, Kentucky	0.2531192882%
KY175	Warren County, Kentucky	0.9893070387%
KY176	Washington County, Kentucky	0.1549834119%
KY177	Wayne County, Kentucky	0.3477965951%
KY178	Webster County, Kentucky	0.2371207742%
KY179	West Liberty City, Kentucky	0.1691975502%
KY181	Whitley County, Kentucky	1.5794132485%
KY182	Winchester City, Kentucky	0.4646999075%
KY183	Wolfe County, Kentucky	0.2600699609%
KY184	Woodford County, Kentucky	0.2675359435%
KY186	Albany City, Kentucky	0.1264298304%
KY187	Alexandria City, Kentucky	0.1080131826%
KY192	Barbourville City, Kentucky	0.0730470168%
KY193	Beattyville City, Kentucky	0.1448233239%
KY195	Bellevue City, Kentucky	0.0965704087%
KY205	Carrollton City, Kentucky	0.0887635005%
KY206	Catlettsburg City, Kentucky	0.1263485793%
KY207	Cave City City, Kentucky	0.0700133478%
KY208	Central City City, Kentucky	0.0844674819%
KY211	Cold Spring City, Kentucky	0.0750717640%
KY212	Corbin City, Kentucky	0.2036058550%
KY215	Crittenden City, Kentucky	0.1485297325%
KY216	Cynthiana City, Kentucky	0.2429917006%
KY218	Dayton City, Kentucky	0.1369669607%
KY220	Dry Ridge City, Kentucky	0.1124383105%
KY222	Edgewood City, Kentucky	0.0997328111%
KY228	Flatwoods City, Kentucky	0.0815134672%
KY230	Flemingsburg City, Kentucky	0.0974474500%
KY231	Fort Mitchell City, Kentucky	0.1045834032%
KY232	Fort Wright City, Kentucky	0.0888485558%
KY233	Franklin City, Kentucky	0.1059281781%
KY238	Harrodsburg City, Kentucky	0.1433328138%
KY240	Hazard City, Kentucky	0.2853655644%
KY242	Highland Heights City, Kentucky	0.1099203272%
KY247	Irvine City, Kentucky	0.0767877105%
KY252	La Grange City, Kentucky	0.0727992716%
KY255	Lebanon City, Kentucky	0.1122041854%
KY256	Leitchfield City, Kentucky	0.1135380642%
KY258	Louisa City, Kentucky	0.0866211036%
KY259	Ludlow City, Kentucky	0.0669617849%
KY261	Martin City, Kentucky	0.2943288201%



<b>State ID</b>	<b>Qualifying Subdivision</b>	<b>Consolidated State Allocation</b>
KY262	Mayfield City, Kentucky	0.2929381596%
KY263	Maysville City, Kentucky	0.1796298526%
KY264	Middlesborough City, Kentucky	0.9627869870%
KY267	Morgantown City, Kentucky	0.1066840944%
KY268	Mount Sterling City, Kentucky	0.1357736978%
KY269	Mount Vernon City, Kentucky	0.1195254191%
KY275	Owingsville City, Kentucky	0.1120741368%
KY276	Paris City, Kentucky	0.1357848757%
KY278	Pikeville City, Kentucky	0.9232553122%
KY280	Princeton City, Kentucky	0.1044295429%
KY283	Russellville City, Kentucky	0.1019054071%
KY286	Southgate City, Kentucky	0.0952700635%
KY288	Stanford City, Kentucky	0.0735805495%
KY291	Taylor Mill City, Kentucky	0.1020398235%
KY294	Union City, Kentucky	0.1260059161%
KY295	Versailles City, Kentucky	0.1700135829%
KY297	Walton City, Kentucky	0.0725720505%
KY301	Wilder City, Kentucky	0.1271712342%
KY302	Williamsburg City, Kentucky	0.2511273232%
KY303	Williamstown City, Kentucky	0.1029710636%

State ID	Qualifying Subdivision	Consolidated State Allocation
LA2	Acadia Parish, Louisiana	Allocations in Louisiana will be made in accordance with the Louisiana State-Local Government Opioid Litigation Memorandum of Understanding.
LA3	Alexandria City, Louisiana	
LA4	Allen Parish, Louisiana	
LA5	Ascension Parish, Louisiana	
LA6	Assumption Parish, Louisiana	
LA7	Avoyelles Parish, Louisiana	
LA9	Baldwin Town, Louisiana	
LA10	Bastrop City, Louisiana	
LA12	Beauregard Parish, Louisiana	
LA13	Berwick Town, Louisiana	
LA14	Bienville Parish, Louisiana	
LA15	Bogalusa City, Louisiana	
LA16	Bossier City, Louisiana	
LA17	Bossier Parish, Louisiana	
LA19	Caddo Parish, Louisiana	
LA20	Calcasieu Parish, Louisiana	
LA21	Caldwell Parish, Louisiana	
LA22	Cameron Parish, Louisiana	
LA23	Catahoula Parish, Louisiana	
LA25	Claiborne Parish, Louisiana	
LA26	Concordia Parish, Louisiana	
LA27	Covington City, Louisiana	
LA29	De Soto Parish, Louisiana	
LA30	Delhi Town, Louisiana	
LA32	Donaldsonville City, Louisiana	
LA33	East Carroll Parish, Louisiana	
LA34	East Feliciana Parish, Louisiana	
LA35	Eunice City, Louisiana	
LA36	Evangeline Parish, Louisiana	
LA37	Ferriday Town, Louisiana	
LA38	Franklin City, Louisiana	
LA39	Franklin Parish, Louisiana	
LA41	Gramercy Town, Louisiana	
LA42	Grant Parish, Louisiana	
LA43	Gretna City, Louisiana	
LA46	Iberia Parish, Louisiana	
LA47	Iberville Parish, Louisiana	
LA48	Jackson Parish, Louisiana	
LA49	Jean Lafitte Town, Louisiana	
LA50	Jefferson Davis Parish, Louisiana	
LA51	Jefferson Parish, Louisiana	
LA52	Kenner City, Louisiana	
LA54	Lafourche Parish, Louisiana	
LA55	Lake Charles City, Louisiana	
LA56	Lake Providence Town, Louisiana	
LA57	Lasalle Parish, Louisiana	
LA58	Lincoln Parish, Louisiana	
LA59	Livingston Parish, Louisiana	
LA60	Lutcher Town, Louisiana	

State ID	Qualifying Subdivision	Consolidated State Allocation
LA61	Madison Parish, Louisiana	Allocations in Louisiana will be made in accordance with the Louisiana State-Local Government Opioid Litigation Memorandum of Understanding.
LA62	Madisonville Town, Louisiana	
LA63	Mandeville City, Louisiana	
LA65	Monroe City, Louisiana	
LA66	Morehouse Parish, Louisiana	
LA67	Morgan City, Louisiana	
LA68	Natchitoches City, Louisiana	
LA69	Natchitoches Parish, Louisiana	
LA70	New Iberia City, Louisiana	
LA72	New Roads City, Louisiana	
LA73	Opelousas City, Louisiana	
LA74	Ouachita Parish, Louisiana	
LA75	Patterson City, Louisiana	
LA76	Pearl River Town, Louisiana	
LA77	Pineville City, Louisiana	
LA78	Plaquemines Parish, Louisiana	
LA79	Pointe Coupee Parish, Louisiana	
LA80	Rapides Parish, Louisiana	
LA81	Red River Parish, Louisiana	
LA82	Richland Parish, Louisiana	
LA83	Richwood Town, Louisiana	
LA85	Sabine Parish, Louisiana	
LA86	Shreveport City, Louisiana	
LA87	Slidell City, Louisiana	
LA88	St Bernard Parish, Louisiana	
LA89	St Charles Parish, Louisiana	
LA90	St Helena Parish, Louisiana	
LA91	St James Parish, Louisiana	
LA92	St John The Baptist Parish, Louisiana	
LA93	St Landry Parish, Louisiana	
LA94	St Martin Parish, Louisiana	
LA95	St Mary Parish, Louisiana	
LA96	St Tammany Parish, Louisiana	
LA97	St. Martinville City, Louisiana	
LA99	Tangipahoa Parish, Louisiana	
LA100	Tensas Parish, Louisiana	
LA102	Union Parish, Louisiana	
LA103	Vermilion Parish, Louisiana	
LA104	Vernon Parish, Louisiana	
LA105	Washington Parish, Louisiana	
LA106	Webster Parish, Louisiana	
LA107	West Baton Rouge Parish, Louisiana	
LA108	West Carroll Parish, Louisiana	
LA109	West Feliciana Parish, Louisiana	
LA110	West Monroe City, Louisiana	
LA111	Westwego City, Louisiana	
LA112	Winn Parish, Louisiana	

State ID	Qualifying Subdivision	Consolidated State Allocation
LA115	East Baton Rouge Parish, Louisiana	Allocations in Louisiana will be made in accordance with the Louisiana State-Local Government Opioid Litigation Memorandum of Understanding.
LA116	Lafayette Parish, Louisiana	
LA117	Orleans Parish, Louisiana	
LA118	Terrebonne Parish, Louisiana	
LA119	Sheriff of Acadia Parish, Louisiana	
LA120	Sheriff of Allen Parish, Louisiana	
LA121	Sheriff of Ascension Parish, Louisiana	
LA122	Sheriff of Assumption Parish, Louisiana	
LA123	Sheriff of Avoyelles Parish, Louisiana	
LA124	Sheriff of Beauregard Parish, Louisiana	
LA125	Sheriff of Bienville Parish, Louisiana	
LA126	Sheriff of Bossier Parish, Louisiana	
LA127	Sheriff of Caddo Parish, Louisiana	
LA128	Sheriff of Calcasieu Parish, Louisiana	
LA129	Sheriff of Caldwell Parish, Louisiana	
LA130	Sheriff of Cameron Parish, Louisiana	
LA131	Sheriff of Catahoula Parish, Louisiana	
LA132	Sheriff of Claiborne Parish, Louisiana	
LA133	Sheriff of Concordia Parish, Louisiana	
LA134	Sheriff of De Soto Parish, Louisiana	
LA135	Sheriff of East Baton Rouge Parish, Louisiana	
LA136	Sheriff of East Carroll Parish, Louisiana	
LA137	Sheriff of East Feliciana Parish, Louisiana	
LA138	Sheriff of Evangeline Parish, Louisiana	
LA139	Sheriff of Franklin Parish, Louisiana	
LA140	Sheriff of Grant Parish, Louisiana	
LA141	Sheriff of Iberia Parish, Louisiana	
LA142	Sheriff of Iberville Parish, Louisiana	

State ID	Qualifying Subdivision	Consolidated State Allocation
LA143	Sheriff of Jackson Parish, Louisiana	Allocations in Louisiana will be made in accordance with the Louisiana State-Local Government Opioid Litigation Memorandum of Understanding.
LA144	Sheriff of Jefferson Davis Parish, Louisiana	
LA145	Sheriff of Jefferson Parish, Louisiana	
LA146	Sheriff of Lafayette Parish, Louisiana	
LA147	Sheriff of Lafourche Parish, Louisiana	
LA148	Sheriff of Lasalle Parish, Louisiana	
LA149	Sheriff of Lincoln Parish, Louisiana	
LA150	Sheriff of Livingston Parish, Louisiana	
LA151	Sheriff of Madison Parish, Louisiana	
LA152	Sheriff of Morehouse Parish, Louisiana	
LA153	Sheriff of Natchitoches Parish, Louisiana	
LA154	Sheriff of Orleans Parish, Louisiana	
LA155	Sheriff of Ouachita Parish, Louisiana	
LA156	Sheriff of Plaquemines Parish, Louisiana	
LA157	Sheriff of Pointe Coupee Parish, Louisiana	
LA158	Sheriff of Rapides Parish, Louisiana	
LA159	Sheriff of Red River Parish, Louisiana	
LA160	Sheriff of Richland Parish, Louisiana	
LA161	Sheriff of Sabine Parish, Louisiana	
LA162	Sheriff of St Bernard Parish, Louisiana	
LA163	Sheriff of St Charles Parish, Louisiana	
LA164	Sheriff of St Helena Parish, Louisiana	
LA165	Sheriff of St James Parish, Louisiana	
LA166	Sheriff of St John The Baptist Parish, Louisiana	
LA167	Sheriff of St Landry Parish, Louisiana	

State ID	Qualifying Subdivision	Consolidated State Allocation
LA168	Sheriff of St Martin Parish, Louisiana	Allocations in Louisiana will be made in accordance with the Louisiana State-Local Government Opioid Litigation Memorandum of Understanding.
LA169	Sheriff of St Mary Parish, Louisiana	
LA170	Sheriff of St Tammany Parish, Louisiana	
LA171	Sheriff of Tangipahoa Parish, Louisiana	
LA172	Sheriff of Tensas Parish, Louisiana	
LA173	Sheriff of Terrebonne Parish, Louisiana	
LA174	Sheriff of Union Parish, Louisiana	
LA175	Sheriff of Vermilion Parish, Louisiana	
LA176	Sheriff of Vernon Parish, Louisiana	
LA177	Sheriff of Washington Parish, Louisiana	
LA178	Sheriff of Webster Parish, Louisiana	
LA179	Sheriff of West Baton Rouge Parish, Louisiana	
LA180	Sheriff of West Carroll Parish, Louisiana	
LA181	Sheriff of West Feliciana Parish, Louisiana	
LA182	Sheriff of Winn Parish, Louisiana	

State ID	Qualifying Subdivision	Consolidated State Allocation
ME1	Androscoggin County, Maine	1.6799535986%
ME2	Aroostook County, Maine	4.0537116218%
ME3	Auburn City, Maine	2.6283332826%
ME4	Augusta City, Maine	3.6779545807%
ME5	Bangor City, Maine	5.2042873123%
ME6	Biddeford City, Maine	2.7393997300%
ME7	Brunswick Town, Maine	1.6113929261%
ME8	Calais City, Maine	0.8369049504%
ME9	Cumberland County, Maine	3.5025701951%
ME10	Falmouth Town, Maine	1.2353278939%
ME11	Franklin County, Maine	1.9717572454%
ME12	Gorham Town, Maine	1.4582940317%
ME13	Hancock County, Maine	3.8494340111%
ME14	Kennebec County, Maine	4.9959268385%
ME15	Kennebunk Town, Maine	0.2185679049%
ME16	Knox County, Maine	2.1010369789%
ME17	Lewiston City, Maine	4.3451006968%
ME18	Lincoln County, Maine	2.1621727981%
ME19	Orono Town, Maine	0.2094180830%
ME20	Oxford County, Maine	3.8454418782%
ME21	Penobscot County, Maine	6.7801027597%
ME22	Piscataquis County, Maine	1.2760851978%
ME23	Portland City, Maine	7.2016026249%
ME24	Rockland City, Maine	0.6184398003%
ME25	Saco City, Maine	0.4366518238%
ME26	Sagadahoc County, Maine	1.9708146889%
ME27	Sanford City, Maine	2.6908215844%
ME28	Scarborough Town, Maine	1.8363769930%
ME29	Somerset County, Maine	3.6977198467%
ME30	South Portland City, Maine	2.2275994495%
ME31	Standish Town, Maine	0.0664145731%
ME32	Waldo County, Maine	2.4723925078%
ME33	Washington County, Maine	2.6998574469%
ME34	Waterville City, Maine	2.8132809688%
ME35	Wells Town, Maine	0.2541311729%
ME36	Westbrook City, Maine	1.5416150467%
ME37	Windham Town, Maine	0.1935482073%
ME38	York County, Maine	6.7950503019%
ME39	York Town, Maine	2.1005084476%

State ID	Qualifying Subdivision	Consolidated State Allocation
MD1	Aberdeen City, Maryland	0.0372796529%
MD2	Allegany County, Maryland	1.6120411494%
MD3	Annapolis City, Maryland	0.2413230958%
MD4	Anne Arundel County, Maryland	9.5850095156%
MD5	Baltimore City, Maryland	20.9970334354%
MD6	Baltimore County, Maryland	17.7565394434%
MD7	Bel Air Town, Maryland	0.0322364280%
MD8	Berlin Town, Maryland	0.0109236186%
MD9	Bowie City, Maryland	0.0263270946%
MD10	Calvert County, Maryland	1.6948343688%
MD11	Cambridge City, Maryland	0.0196746185%
MD12	Caroline County, Maryland	0.5865017850%
MD13	Carroll County, Maryland	2.9605563001%
MD14	Cecil County, Maryland	3.7958577634%
MD15	Charles County, Maryland	1.9663409179%
MD16	Charlestown, Maryland	0.0013846587%
MD17	College Park City, Maryland	0.0050334845%
MD18	Cottage City Town, Maryland	0.0015972023%
MD19	Cumberland City, Maryland	0.1627132426%
MD20	Dorchester County, Maryland	0.3951913125%
MD21	Easton Town, Maryland	0.0630108370%
MD22	Elkton Town, Maryland	0.0884110160%
MD23	Forest Heights Town, Maryland	0.0014812182%
MD24	Frederick City, Maryland	0.1530889274%
MD25	Frederick County, Maryland	3.4957333212%
MD26	Frostburg City, Maryland	0.0194678741%
MD27	Gaithersburg City, Maryland	0.0243966914%
MD28	Garrett County, Maryland	0.3513434690%
MD29	Grantsville Town, Maryland	0.0002207076%
MD30	Greenbelt City, Maryland	0.0369938028%
MD31	Hagerstown City, Maryland	0.1829328174%
MD32	Harford County, Maryland	5.1958110720%
MD33	Havre De Grace City, Maryland	0.0458009931%
MD34	Howard County, Maryland	3.2487213744%
MD35	Hyattsville City, Maryland	0.0127377562%
MD36	Kent County, Maryland	0.4683852152%
MD37	Laurel City, Maryland	0.0300516480%
MD38	Montgomery County, Maryland	8.5574378958%
MD39	Mountain Lake Park Town, Maryland	0.0001004445%
MD40	New Carrollton City, Maryland	0.0062727689%
MD41	North Brentwood Town, Maryland	0.0000662686%
MD42	North East Town, Maryland	0.0183814522%
MD43	Oakland Town, Maryland	0.0011777453%
MD44	Perryville Town, Maryland	0.0184160785%
MD45	Prince Georges County, Maryland	7.1382650655%
MD46	Queen Annes County, Maryland	0.7381792535%
MD47	Rockville City, Maryland	0.0611045878%
MD48	Salisbury City, Maryland	0.1347806691%



<b>State ID</b>	<b>Qualifying Subdivision</b>	<b>Consolidated State Allocation</b>
MD49	Seat Pleasant City, Maryland	0.0040128808%
MD50	Somerset County, Maryland	0.3875128839%
MD51	St Marys County, Maryland	1.3684562511%
MD52	Takoma Park City, Maryland	0.0195596479%
MD53	Talbot County, Maryland	0.4896824850%
MD54	Upper Marlboro Town, Maryland	0.0009443695%
MD55	Vienna Town, Maryland	0.0001582676%
MD56	Washington County, Maryland	3.0474490505%
MD57	Westminster City, Maryland	0.0440087573%
MD58	Wicomico County, Maryland	1.6694422411%
MD59	Worcester County, Maryland	0.9876031064%

State ID	Qualifying Subdivision	Consolidated State Allocation
MA1	Abington Town, Massachusetts	0.2400899791%
MA2	Acton Town, Massachusetts	0.1586479343%
MA3	Acushnet Town, Massachusetts	0.1547305792%
MA4	Adams Town, Massachusetts	0.0189731986%
MA5	Agawam Town City, Massachusetts	0.4341901730%
MA6	Alford Town, Massachusetts	0.0007449491%
MA7	Amesbury Town City, Massachusetts	0.2580959424%
MA8	Amherst Town, Massachusetts	0.3675897982%
MA9	Andover Town, Massachusetts	0.7102727131%
MA10	Aquinnah Town, Massachusetts	0.0049293930%
MA11	Arlington Town, Massachusetts	0.3350233330%
MA12	Ashburnham Town, Massachusetts	0.0140160133%
MA13	Ashby Town, Massachusetts	0.0069876989%
MA14	Ashfield Town, Massachusetts	0.0027296132%
MA15	Ashland Town, Massachusetts	0.1613930923%
MA16	Athol Town, Massachusetts	0.0359559233%
MA17	Attleboro City, Massachusetts	0.9357205930%
MA18	Auburn Town, Massachusetts	0.3036683195%
MA19	Avon Town, Massachusetts	0.0739889948%
MA20	Ayer Town, Massachusetts	0.0179210686%
MA21	Barnstable County, Massachusetts	0.0639482242%
MA22	Barnstable Town City, Massachusetts	0.8578313582%
MA23	Barre Town, Massachusetts	0.0096522017%
MA24	Becket Town, Massachusetts	0.0067279376%
MA25	Bedford Town, Massachusetts	0.1982937972%
MA26	Belchertown, Massachusetts	0.3492785905%
MA27	Bellingham Town, Massachusetts	0.1961076781%
MA28	Belmont Town, Massachusetts	0.2420315678%
MA29	Berkley Town, Massachusetts	0.1212759115%
MA30	Berlin Town, Massachusetts	0.0397753511%
MA31	Bernardston Town, Massachusetts	0.0040751589%
MA32	Beverly City, Massachusetts	0.4801566147%
MA33	Billerica Town, Massachusetts	0.3870913124%
MA34	Blackstone Town, Massachusetts	0.0221473318%
MA35	Blandford Town, Massachusetts	0.0009007116%
MA36	Bolton Town, Massachusetts	0.0110088433%
MA37	Boston City, Massachusetts	10.5767780349%
MA38	Bourne Town, Massachusetts	0.3783946742%
MA39	Boxborough Town, Massachusetts	0.0399298051%
MA40	Boxford Town, Massachusetts	0.0912309051%
MA41	Boylston Town, Massachusetts	0.0562367737%
MA42	Braintree Town City, Massachusetts	0.4457226214%
MA43	Brewster Town, Massachusetts	0.1284470083%
MA44	Bridgewater Town, Massachusetts	0.0570448443%
MA45	Brimfield Town, Massachusetts	0.0355644757%

State ID	Qualifying Subdivision	Consolidated State Allocation
MA46	Bristol County, Massachusetts	0.1015083030%
MA47	Brockton City, Massachusetts	2.1170344615%
MA48	Brookfield Town, Massachusetts	0.0372953453%
MA49	Brookline Town, Massachusetts	0.8244968622%
MA50	Buckland Town, Massachusetts	0.0031396937%
MA51	Burlington Town, Massachusetts	0.3034752912%
MA52	Cambridge City, Massachusetts	4.3053779748%
MA53	Canton Town, Massachusetts	0.2909840866%
MA54	Carlisle Town, Massachusetts	0.0526144568%
MA55	Carver Town, Massachusetts	0.2179547901%
MA56	Charlemont Town, Massachusetts	0.0066765925%
MA57	Charlton Town, Massachusetts	0.0305379405%
MA58	Chatham Town, Massachusetts	0.1685335181%
MA59	Chelmsford Town, Massachusetts	0.3162632088%
MA60	Chelsea City, Massachusetts	0.5236031155%
MA61	Cheshire Town, Massachusetts	0.0015830626%
MA62	Chester Town, Massachusetts	0.0096828727%
MA63	Chesterfield Town, Massachusetts	0.0168042468%
MA64	Chicopee City, Massachusetts	0.8816952708%
MA65	Chilmark Town, Massachusetts	0.0062328576%
MA66	Clarksburg Town, Massachusetts	0.0303920178%
MA67	Clinton Town, Massachusetts	0.2371744557%
MA68	Cohasset Town, Massachusetts	0.1430861241%
MA69	Colrain Town, Massachusetts	0.0016018525%
MA70	Concord Town, Massachusetts	0.1749597704%
MA71	Conway Town, Massachusetts	0.0354590115%
MA72	Cummington Town, Massachusetts	0.0009757143%
MA73	Dalton Town, Massachusetts	0.0123034626%
MA74	Danvers Town, Massachusetts	0.4037368656%
MA75	Dartmouth Town, Massachusetts	0.5505881937%
MA76	Dedham Town, Massachusetts	0.3188835370%
MA77	Deerfield Town, Massachusetts	0.0872700035%
MA78	Dennis Town, Massachusetts	0.0970183530%
MA79	Dighton Town, Massachusetts	0.0228752705%
MA80	Douglas Town, Massachusetts	0.1659192613%
MA81	Dover Town, Massachusetts	0.0683428114%
MA82	Dracut Town, Massachusetts	0.2045887296%
MA83	Dudley Town, Massachusetts	0.0179390734%
MA84	Dukes County, Massachusetts	0.0054256244%
MA85	Dunstable Town, Massachusetts	0.0041607864%
MA86	Duxbury Town, Massachusetts	0.3742011756%
MA87	East Bridgewater Town, Massachusetts	0.2308047825%
MA88	East Brookfield Town, Massachusetts	0.0052365739%
MA89	East Longmeadow Town, Massachusetts	0.2715713403%
MA90	Eastham Town, Massachusetts	0.0786916528%

State ID	Qualifying Subdivision	Consolidated State Allocation
MA91	Easthampton Town City, Massachusetts	0.2670463228%
MA92	Easton Town, Massachusetts	0.5676857515%
MA93	Edgartown, Massachusetts	0.0809809332%
MA94	Egremont Town, Massachusetts	0.0050750540%
MA95	Erving Town, Massachusetts	0.0513752128%
MA96	Essex Town, Massachusetts	0.0113333487%
MA97	Everett City, Massachusetts	0.4368228534%
MA98	Fairhaven Town, Massachusetts	0.3265362625%
MA99	Fall River City, Massachusetts	2.1055901006%
MA100	Falmouth Town, Massachusetts	0.6632841320%
MA101	Fitchburg City, Massachusetts	0.6913634212%
MA102	Florida Town, Massachusetts	0.0170875086%
MA103	Foxborough Town, Massachusetts	0.2588100112%
MA104	Framingham Town, Massachusetts	0.6902310022%
MA105	Franklin Town City, Massachusetts	0.4506715894%
MA106	Freetown, Massachusetts	0.0347111837%
MA107	Gardner City, Massachusetts	0.3080580392%
MA108	Georgetown, Massachusetts	0.1361143365%
MA109	Gill Town, Massachusetts	0.0032293514%
MA110	Gloucester City, Massachusetts	0.4219402015%
MA111	Goshen Town, Massachusetts	0.0020598761%
MA112	Gosnold Town, Massachusetts	0.0011645031%
MA113	Grafton Town, Massachusetts	0.2787903277%
MA114	Granby Town, Massachusetts	0.1421420753%
MA115	Granville Town, Massachusetts	0.0205788719%
MA116	Great Barrington Town, Massachusetts	0.0238735954%
MA117	Greenfield Town City, Massachusetts	0.4522917084%
MA118	Groton Town, Massachusetts	0.0112861907%
MA119	Groveland Town, Massachusetts	0.0109548289%
MA120	Hadley Town, Massachusetts	0.1036658447%
MA121	Halifax Town, Massachusetts	0.0744074497%
MA122	Hamilton Town, Massachusetts	0.0148754814%
MA123	Hampden Town, Massachusetts	0.0086441416%
MA124	Hancock Town, Massachusetts	0.0080083205%
MA125	Hanover Town, Massachusetts	0.2979987927%
MA126	Hanson Town, Massachusetts	0.0306151413%
MA127	Hardwick Town, Massachusetts	0.0046489576%
MA128	Harvard Town, Massachusetts	0.1646144358%
MA129	Harwich Town, Massachusetts	0.2864309104%
MA130	Hatfield Town, Massachusetts	0.0627393895%
MA131	Haverhill City, Massachusetts	0.8142937865%
MA132	Hawley Town, Massachusetts	0.0002691301%
MA133	Heath Town, Massachusetts	0.0011790011%
MA134	Hingham Town, Massachusetts	0.4828724626%
MA135	Hinsdale Town, Massachusetts	0.0037015067%

State ID	Qualifying Subdivision	Consolidated State Allocation
MA136	Holbrook Town, Massachusetts	0.1222501079%
MA137	Holden Town, Massachusetts	0.0343745879%
MA138	Holland Town, Massachusetts	0.0238040885%
MA139	Holliston Town, Massachusetts	0.1672190621%
MA140	Holyoke City, Massachusetts	0.9664659552%
MA141	Hopedale Town, Massachusetts	0.1372305825%
MA142	Hopkinton Town, Massachusetts	0.2027514537%
MA143	Hubbardston Town, Massachusetts	0.0076647112%
MA144	Hudson Town, Massachusetts	0.1994512345%
MA145	Hull Town, Massachusetts	0.1954841045%
MA146	Huntington Town, Massachusetts	0.0026561285%
MA147	Ipswich Town, Massachusetts	0.2079635850%
MA148	Kingston Town, Massachusetts	0.1369378473%
MA149	Lakeville Town, Massachusetts	0.0202228058%
MA150	Lancaster Town, Massachusetts	0.0116656002%
MA151	Lanesborough Town, Massachusetts	0.0575248505%
MA152	Lawrence City, Massachusetts	1.4758837913%
MA153	Lee Town, Massachusetts	0.1519018348%
MA154	Leicester Town, Massachusetts	0.1926291380%
MA155	Lenox Town, Massachusetts	0.1609461124%
MA156	Leominster City, Massachusetts	0.7902530708%
MA157	Leverett Town, Massachusetts	0.0395342227%
MA158	Lexington Town, Massachusetts	0.5090924410%
MA159	Leyden Town, Massachusetts	0.0007689206%
MA160	Lincoln Town, Massachusetts	0.1099619285%
MA161	Littleton Town, Massachusetts	0.1043597104%
MA162	Longmeadow Town, Massachusetts	0.2992108201%
MA163	Lowell City, Massachusetts	1.0242474790%
MA164	Ludlow Town, Massachusetts	0.3042665608%
MA165	Lunenburg Town, Massachusetts	0.1916440550%
MA166	Lynn City, Massachusetts	1.5917595154%
MA167	Lynnfield Town, Massachusetts	0.2333154069%
MA168	Malden City, Massachusetts	0.4659742140%
MA169	Manchester-By-The-Sea Town, Massachusetts	0.0201100664%
MA170	Mansfield Town, Massachusetts	0.6816694002%
MA171	Marblehead Town, Massachusetts	0.3485912672%
MA172	Marion Town, Massachusetts	0.0698025620%
MA173	Marlborough City, Massachusetts	0.3668295136%
MA174	Marshfield Town, Massachusetts	0.4930551259%
MA175	Mashpee Town, Massachusetts	0.3459150927%
MA176	Mattapoisett Town, Massachusetts	0.0843720139%
MA177	Maynard Town, Massachusetts	0.1014940666%
MA178	Medfield Town, Massachusetts	0.2083772770%
MA179	Medford City, Massachusetts	0.3972200658%
MA180	Medway Town, Massachusetts	0.1940731867%
MA181	Melrose City, Massachusetts	0.2296395466%

State ID	Qualifying Subdivision	Consolidated State Allocation
MA182	Mendon Town, Massachusetts	0.0164096065%
MA183	Merrimac Town, Massachusetts	0.0100336001%
MA184	Methuen Town City, Massachusetts	0.7149217230%
MA185	Middleborough Town, Massachusetts	0.3933419654%
MA186	Middlefield Town, Massachusetts	0.0003252381%
MA187	Middleton Town, Massachusetts	0.0917093411%
MA188	Milford Town, Massachusetts	0.5323916620%
MA189	Millbury Town, Massachusetts	0.2332340712%
MA190	Millis Town, Massachusetts	0.0999797258%
MA191	Millville Town, Massachusetts	0.0062130209%
MA192	Milton Town, Massachusetts	0.3520463069%
MA193	Monroe Town, Massachusetts	0.0001025332%
MA194	Monson Town, Massachusetts	0.1266258006%
MA195	Montague Town, Massachusetts	0.0291412591%
MA196	Monterey Town, Massachusetts	0.0042137017%
MA197	Montgomery Town, Massachusetts	0.0002324400%
MA198	Mt Washington Town, Massachusetts	0.0001746048%
MA199	Nahant Town, Massachusetts	0.0355497159%
MA200	Nantucket Town, Massachusetts	0.1102324194%
MA201	Natick Town, Massachusetts	0.3421702489%
MA202	Needham Town, Massachusetts	0.4914063771%
MA203	New Ashford Town, Massachusetts	0.0002677169%
MA204	New Bedford City, Massachusetts	2.3617391681%
MA205	New Braintree Town, Massachusetts	0.0013480056%
MA206	New Marlborough Town, Massachusetts	0.0032940955%
MA207	New Salem Town, Massachusetts	0.0024476600%
MA208	Newbury Town, Massachusetts	0.0135400372%
MA209	Newburyport City, Massachusetts	0.2905748435%
MA210	Newton City, Massachusetts	1.0088865481%
MA211	Norfolk County, Massachusetts	0.0563017795%
MA212	Norfolk Town, Massachusetts	0.0892988423%
MA213	North Adams City, Massachusetts	0.3428675166%
MA214	North Andover Town, Massachusetts	0.4494773051%
MA215	North Attleborough Town, Massachusetts	0.6369959028%
MA216	North Brookfield Town, Massachusetts	0.0698725924%
MA217	North Reading Town, Massachusetts	0.1664230820%
MA218	Northampton City, Massachusetts	0.5405649568%

State ID	Qualifying Subdivision	Consolidated State Allocation
MA219	Northborough Town, Massachusetts	0.2422641125%
MA220	Northbridge Town, Massachusetts	0.2823159735%
MA221	Northfield Town, Massachusetts	0.0153010544%
MA222	Norton Town, Massachusetts	0.4563834066%
MA223	Norwell Town, Massachusetts	0.2753854817%
MA224	Norwood Town, Massachusetts	0.3412282413%
MA225	Oak Bluffs Town, Massachusetts	0.0769116887%
MA226	Oakham Town, Massachusetts	0.0026269230%
MA227	Orange Town, Massachusetts	0.1376712816%
MA228	Orleans Town, Massachusetts	0.0935051641%
MA229	Otis Town, Massachusetts	0.0035269019%
MA230	Oxford Town, Massachusetts	0.2336229019%
MA231	Palmer Town City, Massachusetts	0.1621757259%
MA232	Paxton Town, Massachusetts	0.0115100470%
MA233	Peabody City, Massachusetts	0.7162928627%
MA234	Pelham Town, Massachusetts	0.0235476246%
MA235	Pembroke Town, Massachusetts	0.3388218249%
MA236	Pepperell Town, Massachusetts	0.0102363113%
MA237	Peru Town, Massachusetts	0.0011523603%
MA238	Petersham Town, Massachusetts	0.0159775433%
MA239	Phillipston Town, Massachusetts	0.0039835646%
MA240	Pittsfield City, Massachusetts	1.1541979937%
MA241	Plainfield Town, Massachusetts	0.0004986914%
MA242	Plainville Town, Massachusetts	0.0738004154%
MA243	Plymouth County, Massachusetts	0.0008974666%
MA244	Plymouth Town, Massachusetts	1.0727134492%
MA245	Plympton Town, Massachusetts	0.0311939123%
MA246	Princeton Town, Massachusetts	0.0094015998%
MA247	Provincetown, Massachusetts	0.0895015011%
MA248	Quincy City, Massachusetts	1.0277365393%
MA249	Randolph Town, Massachusetts	0.3517891103%
MA250	Raynham Town, Massachusetts	0.0739771661%
MA251	Reading Town, Massachusetts	0.2463903024%
MA252	Rehoboth Town, Massachusetts	0.0342848256%
MA253	Revere City, Massachusetts	0.5754964378%
MA254	Richmond Town, Massachusetts	0.0346755405%
MA255	Rochester Town, Massachusetts	0.0656757963%
MA256	Rockland Town, Massachusetts	0.3048431858%
MA257	Rockport Town, Massachusetts	0.1188536886%
MA258	Rowe Town, Massachusetts	0.0242459391%
MA259	Rowley Town, Massachusetts	0.0134543050%
MA260	Royalston Town, Massachusetts	0.0020739031%
MA261	Russell Town, Massachusetts	0.0012348998%
MA262	Rutland Town, Massachusetts	0.0122272562%
MA263	Salem City, Massachusetts	0.6254547137%
MA264	Salisbury Town, Massachusetts	0.0319290215%
MA265	Sandisfield Town, Massachusetts	0.0020719142%
MA266	Sandwich Town, Massachusetts	0.4944903815%

State ID	Qualifying Subdivision	Consolidated State Allocation
MA267	Saugus Town, Massachusetts	0.3330802265%
MA268	Savoy Town, Massachusetts	0.0103246605%
MA269	Scituate Town, Massachusetts	0.3938536371%
MA270	Seekonk Town, Massachusetts	0.3325159013%
MA271	Sharon Town, Massachusetts	0.3157804286%
MA272	Sheffield Town, Massachusetts	0.0066580643%
MA273	Shelburne Town, Massachusetts	0.0145706034%
MA274	Sherborn Town, Massachusetts	0.0361347676%
MA275	Shirley Town, Massachusetts	0.0049654026%
MA276	Shrewsbury Town, Massachusetts	0.6471205738%
MA277	Shutesbury Town, Massachusetts	0.0358178516%
MA278	Somerset Town, Massachusetts	0.2943717652%
MA279	Somerville City, Massachusetts	0.5538327759%
MA280	South Hadley Town, Massachusetts	0.3289508962%
MA281	Southampton Town, Massachusetts	0.0773861993%
MA282	Southborough Town, Massachusetts	0.2173688486%
MA283	Southbridge Town City, Massachusetts	0.2906114812%
MA284	Southwick Town, Massachusetts	0.0165255910%
MA285	Spencer Town, Massachusetts	0.0203153945%
MA286	Springfield City, Massachusetts	3.4410224370%
MA287	Sterling Town, Massachusetts	0.0196759620%
MA288	Stockbridge Town, Massachusetts	0.0092305018%
MA289	Stoneham Town, Massachusetts	0.1669780908%
MA290	Stoughton Town, Massachusetts	0.3118943726%
MA291	Stow Town, Massachusetts	0.0087733680%
MA292	Sturbridge Town, Massachusetts	0.1235688557%
MA293	Sudbury Town, Massachusetts	0.1950193814%
MA294	Sunderland Town, Massachusetts	0.0394445127%
MA295	Sutton Town, Massachusetts	0.1720631416%
MA296	Swampscott Town, Massachusetts	0.2802270489%
MA297	Swansea Town, Massachusetts	0.3127370397%
MA298	Taunton City, Massachusetts	1.3156698571%
MA299	Templeton Town, Massachusetts	0.0167725290%
MA300	Tewksbury Town, Massachusetts	0.2526508477%
MA301	Tisbury Town, Massachusetts	0.0665566713%
MA302	Tolland Town, Massachusetts	0.0005593530%
MA303	Topsfield Town, Massachusetts	0.0713350646%
MA304	Townsend Town, Massachusetts	0.0093843801%
MA305	Truro Town, Massachusetts	0.0604250384%
MA306	Tyngsborough Town, Massachusetts	0.1162396935%
MA307	Tyringham Town, Massachusetts	0.0012803829%
MA308	Upton Town, Massachusetts	0.0211017442%
MA309	Uxbridge Town, Massachusetts	0.2255606716%
MA310	Wakefield Town, Massachusetts	0.2116065761%



State ID	Qualifying Subdivision	Consolidated State Allocation
MA311	Wales Town, Massachusetts	0.0147604390%
MA312	Walpole Town, Massachusetts	0.3194149930%
MA313	Waltham City, Massachusetts	0.5322671985%
MA314	Ware Town, Massachusetts	0.2035588439%
MA315	Wareham Town, Massachusetts	0.3595394490%
MA316	Warren Town, Massachusetts	0.0179304373%
MA317	Warwick Town, Massachusetts	0.0065997057%
MA318	Washington Town, Massachusetts	0.0004074112%
MA319	Watertown Town City, Massachusetts	0.2540965713%
MA320	Wayland Town, Massachusetts	0.2147389946%
MA321	Webster Town, Massachusetts	0.2405963644%
MA322	Wellesley Town, Massachusetts	0.4811483972%
MA323	Wellfleet Town, Massachusetts	0.0667808417%
MA324	Wendell Town, Massachusetts	0.0010508215%
MA325	Wenham Town, Massachusetts	0.0112119209%
MA326	West Boylston Town, Massachusetts	0.1222726663%
MA327	West Bridgewater Town, Massachusetts	0.1467598909%
MA328	West Brookfield Town, Massachusetts	0.0059191866%
MA329	West Newbury Town, Massachusetts	0.0086981560%
MA330	West Springfield Town City, Massachusetts	0.4627594653%
MA331	West Stockbridge Town, Massachusetts	0.0028401544%
MA332	West Tisbury Town, Massachusetts	0.0099183484%
MA333	Westborough Town, Massachusetts	0.5070384269%
MA334	Westfield City, Massachusetts	0.6538385669%
MA335	Westford Town, Massachusetts	0.2939962811%
MA336	Westhampton Town, Massachusetts	0.0199373981%
MA337	Westminster Town, Massachusetts	0.0226744436%
MA338	Weston Town, Massachusetts	0.2254658323%
MA339	Westport Town, Massachusetts	0.2811335179%
MA340	Westwood Town, Massachusetts	0.2903783084%
MA341	Weymouth Town City, Massachusetts	0.5656639786%
MA342	Whately Town, Massachusetts	0.0314223222%
MA343	Whitman Town, Massachusetts	0.0448742719%
MA344	Wilbraham Town, Massachusetts	0.0313150261%
MA345	Williamsburg Town, Massachusetts	0.0343998679%
MA346	Williamstown, Massachusetts	0.0783021941%
MA347	Wilmington Town, Massachusetts	0.2467559990%

<b>State ID</b>	<b>Qualifying Subdivision</b>	<b>Consolidated State Allocation</b>
MA348	Winchendon Town, Massachusetts	0.1830720373%
MA349	Winchester Town, Massachusetts	0.2570095300%
MA350	Windsor Town, Massachusetts	0.0005238144%
MA351	Winthrop Town City, Massachusetts	0.1505890537%
MA352	Woburn City, Massachusetts	0.3503541163%
MA353	Worcester City, Massachusetts	3.7929503518%
MA354	Worthington Town, Massachusetts	0.0015069609%
MA355	Wrentham Town, Massachusetts	0.0961794021%
MA356	Yarmouth Town, Massachusetts	0.1308391883%

State ID	Qualifying Subdivision	Consolidated State Allocation
MI1	Ada Township, Michigan	0.0042278554%
MI2	Adrian City, Michigan	0.0328126789%
MI3	Alcona County, Michigan	0.0934629817%
MI4	Alger County, Michigan	0.0879525875%
MI5	Algoma Township, Michigan	0.0016941585%
MI6	Allegan County, Michigan	0.4460242903%
MI7	Allen Park City, Michigan	0.0620457416%
MI8	Allendale Charter Township, Michigan	0.0044901249%
MI9	Alpena County, Michigan	0.3552566921%
MI10	Alpine Charter Township, Michigan	0.0014679355%
MI11	Ann Arbor City, Michigan	0.2674253148%
MI12	Antrim County, Michigan	0.2666725680%
MI13	Antwerp Township, Michigan	0.0007581775%
MI14	Arenac County, Michigan	0.1805504304%
MI15	Auburn Hills City, Michigan	0.0679438259%
MI16	Bangor Charter Township, Michigan	0.0063071908%
MI17	Baraga County, Michigan	0.0830045795%
MI18	Barry County, Michigan	0.2499588316%
MI19	Bath Charter Township, Michigan	0.0310575579%
MI20	Battle Creek City, Michigan	0.1976545014%
MI21	Bay City, Michigan	0.0662640083%
MI22	Bay County, Michigan	1.1889740912%
MI23	Bedford Township, Michigan	0.0238194433%
MI24	Benton Charter Township, Michigan	0.0523760917%
MI25	Benzie County, Michigan	0.1559708495%
MI26	Berkley City, Michigan	0.0207220905%
MI27	Berrien County, Michigan	1.4353008205%
MI28	Beverly Hills Village, Michigan	0.0265585450%
MI29	Big Rapids City, Michigan	0.0141485793%
MI30	Birmingham City, Michigan	0.0595211261%
MI278	Blackman Charter Township, Michigan	0.0000000000%
MI31	Bloomfield Charter Township, Michigan	0.1382971973%
MI32	Branch County, Michigan	0.3823019725%
MI33	Brandon Charter Township, Michigan	0.0172309269%
MI34	Brighton Township, Michigan	0.0005844508%
MI35	Brownstown Charter Township, Michigan	0.0597655290%
MI36	Burton City, Michigan	0.0191573337%
MI37	Byron Township, Michigan	0.0082898139%
MI38	Cadillac City, Michigan	0.0572782844%
MI39	Caledonia Charter Township, Kent County, Michigan	0.0026644035%

State ID	Qualifying Subdivision	Consolidated State Allocation
MI40	Calhoun County, Michigan	1.7844560932%
MI41	Cannon Township, Michigan	0.0031972842%
MI42	Canton Charter Township, Michigan	0.2635380816%
MI43	Cascade Charter Township, Michigan	0.0117082940%
MI44	Cass County, Michigan	0.4127454052%
MI45	Charlevoix County, Michigan	0.2142857345%
MI46	Cheboygan County, Michigan	0.3054122146%
MI47	Chesterfield Charter Township, Michigan	0.1219762582%
MI48	Chippewa County, Michigan	0.2775926422%
MI49	Clare County, Michigan	0.2705014687%
MI50	Clawson City, Michigan	0.0134773906%
MI51	Clinton Charter Township, Michigan	0.6524315825%
MI52	Clinton County, Michigan	0.5402667258%
MI53	Coldwater City, Michigan	0.0074666730%
MI54	Commerce Charter Township, Michigan	0.0192121087%
MI55	Comstock Charter Township, Michigan	0.0081656838%
MI56	Cooper Charter Township, Michigan	0.0009266020%
MI57	Crawford County, Michigan	0.2886252314%
MI58	Davison Township, Michigan	0.0085451532%
MI59	Dearborn City, Michigan	0.2895118016%
MI60	Dearborn Heights City, Michigan	0.1017944247%
MI61	Delhi Charter Township, Michigan	0.0190090980%
MI62	Delta Charter Township, Michigan	0.0391807240%
MI63	Delta County, Michigan	0.2697501609%
MI64	Detroit City, Michigan	7.3863527308%
MI65	Dewitt Charter Township, Michigan	0.0355251274%
MI66	Dickinson County, Michigan	0.2772928270%
MI67	East Bay Township, Michigan	0.0014150822%
MI68	East Grand Rapids City, Michigan	0.0200332982%
MI69	East Lansing City, Michigan	0.1928772515%
MI70	Eastpointe City, Michigan	0.1620457585%
MI71	Eaton County, Michigan	1.0040379149%
MI72	Egelston Township, Michigan	0.0057198661%
MI73	Emmet County, Michigan	0.1751859110%
MI74	Emmett Charter Township, Michigan	0.0078634499%
MI75	Escanaba City, Michigan	0.0187485817%
MI76	Farmington City, Michigan	0.0212789632%
MI77	Farmington Hills City, Michigan	0.1595279696%

State ID	Qualifying Subdivision	Consolidated State Allocation
MI78	Fenton Charter Township, Michigan	0.0017899625%
MI79	Fenton City, Michigan	0.0463367531%
MI80	Ferndale City, Michigan	0.0860957347%
MI81	Flat Rock City, Michigan	0.0165965372%
MI82	Flint Charter Township, Michigan	0.0247094958%
MI83	Flint City, Michigan	2.8492826162%
MI84	Flushing Charter Township, Michigan	0.0036163716%
MI85	Fort Gratiot Charter Township, Michigan	0.0091219411%
MI86	Fraser City, Michigan	0.0773787868%
MI87	Frenchtown Charter Township, Michigan	0.0472286300%
MI88	Fruitport Charter Township, Michigan	0.0124893804%
MI89	Gaines Township, Kent County, Michigan	0.0086869609%
MI90	Garden City, Michigan	0.0348032319%
MI91	Garfield Charter Township, Michigan	0.0003928875%
MI92	Genesee Charter Township, Michigan	0.0125078610%
MI93	Genesee County, Michigan	2.1444091585%
MI94	Genoa Township, Michigan	0.0000730563%
MI95	Georgetown Charter Township, Michigan	0.0069588066%
MI96	Gladwin County, Michigan	0.2077497604%
MI97	Gogebic County, Michigan	0.0721438406%
MI98	Grand Blanc Charter Township, Michigan	0.0202728576%
MI99	Grand Haven Charter Township, Michigan	0.0108943696%
MI100	Grand Haven City, Michigan	0.0335954698%
MI101	Grand Rapids Charter Township, Michigan	0.0036296214%
MI102	Grand Rapids City, Michigan	1.3440305744%
MI103	Grand Traverse County, Michigan	0.9563577517%
MI104	Grandville City, Michigan	0.0268602038%
MI105	Gratiot County, Michigan	0.3525171058%
MI106	Green Oak Township, Michigan	0.0310802595%
MI107	Grosse Ile Township, Michigan	0.0206969233%
MI108	Grosse Pointe Park City, Michigan	0.0273525288%
MI109	Grosse Pointe Woods City, Michigan	0.0194917954%
MI110	Hamburg Township, Michigan	0.0327814289%
MI111	Hamtramck City, Michigan	0.1045696825%
MI112	Harper Woods City, Michigan	0.0291877050%

State ID	Qualifying Subdivision	Consolidated State Allocation
MI113	Harrison Charter Township, Michigan	0.1197690060%
MI114	Hartland Township, Michigan	0.0002817888%
MI115	Hazel Park City, Michigan	0.0425097355%
MI116	Highland Charter Township, Michigan	0.0169953269%
MI117	Highland Park City, Michigan	0.0226020911%
MI118	Hillsdale County, Michigan	0.4179676993%
MI119	Holland Charter Township, Michigan	0.0168424444%
MI120	Holland City, Michigan	0.0955964916%
MI121	Holly Township, Michigan	0.0023667091%
MI122	Houghton County, Michigan	0.2492719347%
MI123	Huron Charter Township, Michigan	0.0404726791%
MI124	Huron County, Michigan	0.1691383539%
MI125	Independence Charter Township, Michigan	0.0476500991%
MI126	Ingham County, Michigan	2.3910799665%
MI127	Inkster City, Michigan	0.0963789326%
MI128	Ionia City, Michigan	0.0259372614%
MI129	Ionia County, Michigan	0.5298085345%
MI130	Iosco County, Michigan	0.3597971837%
MI131	Iron County, Michigan	0.1234778574%
MI132	Iron Mountain City, Michigan	0.0102890396%
MI133	Isabella County, Michigan	0.6406627159%
MI134	Jackson City, Michigan	0.1975960490%
MI135	Jackson County, Michigan	0.6266962818%
MI136	Kalamazoo Charter Township, Michigan	0.0300335110%
MI137	Kalamazoo City, Michigan	0.2186435127%
MI138	Kalamazoo County, Michigan	2.1433241424%
MI139	Kalkaska County, Michigan	0.0950485976%
MI140	Kent County, Michigan	3.0032910409%
MI141	Kentwood City, Michigan	0.0821691991%
MI142	Keweenaw County, Michigan	0.0039070602%
MI143	Lake County, Michigan	0.0815750583%
MI144	Lansing City, Michigan	0.6157258774%
MI145	Lapeer County, Michigan	0.4570551035%
MI146	Leelanau County, Michigan	0.1385869050%
MI147	Lenawee County, Michigan	0.8823790089%
MI148	Lenox Township, Michigan	0.0064611477%
MI149	Leoni Township, Michigan	0.0052492697%
MI150	Lincoln Charter Township, Michigan	0.0103038346%
MI151	Lincoln Park City, Michigan	0.0917234908%
MI152	Livingston County, Michigan	1.4441655813%
MI153	Livonia City, Michigan	0.4479739512%
MI154	Luce County, Michigan	0.0715137120%

State ID	Qualifying Subdivision	Consolidated State Allocation
MI155	Lyon Charter Township, Michigan	0.0034804545%
MI156	Mackinac County, Michigan	0.0525087280%
MI157	Macomb County, Michigan	8.9600697690%
MI158	Macomb Township, Michigan	0.0624612667%
MI159	Madison Heights City, Michigan	0.0833167256%
MI160	Manistee County, Michigan	0.3495467119%
MI161	Marion Township, Livingston County, Michigan	0.0001148028%
MI162	Marquette City, Michigan	0.0180973752%
MI163	Marquette County, Michigan	0.6035272233%
MI164	Mason County, Michigan	0.2785769407%
MI165	Mecosta County, Michigan	0.1917457546%
MI166	Melvindale City, Michigan	0.0300027854%
MI167	Menominee County, Michigan	0.0912256468%
MI168	Meridian Charter Township, Michigan	0.0408752583%
MI169	Midland City, Michigan	0.1745254871%
MI170	Midland County, Michigan	0.3108652798%
MI171	Milford Charter Township, Michigan	0.0037106999%
MI172	Missaukee County, Michigan	0.0578937210%
MI173	Monitor Charter Township, Michigan	0.0025502597%
MI174	Monroe Charter Township, Michigan	0.0069121111%
MI175	Monroe City, Michigan	0.1213473624%
MI176	Monroe County, Michigan	1.7767045087%
MI177	Montcalm County, Michigan	0.6957831869%
MI178	Montmorency County, Michigan	0.0985847841%
MI179	Mount Clemens City, Michigan	0.0290390165%
MI180	Mount Morris Charter Township, Michigan	0.0143743799%
MI181	Mount Pleasant City, Michigan	0.0206549613%
MI182	Mundy Charter Township, Michigan	0.0087055516%
MI183	Muskegon Charter Township, Michigan	0.0208333463%
MI184	Muskegon City, Michigan	0.1009248080%
MI185	Muskegon County, Michigan	1.9100367830%
MI186	Muskegon Heights City, Michigan	0.0288916451%
MI187	New Baltimore City, Michigan	0.0277364435%
MI188	Newaygo County, Michigan	0.5231811022%
MI189	Niles City, Michigan	0.0336753397%
MI190	Niles Township, Michigan	0.0124323128%
MI191	Northville Charter Township, Michigan	0.0937410207%
MI192	Norton Shores City, Michigan	0.0405173975%
MI193	Novi City, Michigan	0.0846232347%
MI194	Oak Park City, Michigan	0.0599120079%

State ID	Qualifying Subdivision	Consolidated State Allocation
MI195	Oakland Charter Township, Michigan	0.0158387451%
MI196	Oakland County, Michigan	6.0626269110%
MI197	Oceana County, Michigan	0.2437641356%
MI198	Oceola Township, Michigan	0.0002087325%
MI199	Ogemaw County, Michigan	0.6231250992%
MI200	Ontonagon County, Michigan	0.0564870701%
MI201	Orion Charter Township, Michigan	0.0279774995%
MI202	Osceola County, Michigan	0.2155121164%
MI203	Oscoda County, Michigan	0.0566748663%
MI204	Oshtemo Charter Township, Michigan	0.0071811704%
MI205	Otsego County, Michigan	0.3179204956%
MI206	Ottawa County, Michigan	0.8561297014%
MI207	Owosso City, Michigan	0.0346613348%
MI208	Oxford Charter Township, Michigan	0.0127384634%
MI209	Park Township, Ottawa County, Michigan	0.0040071188%
MI210	Pittsfield Charter Township, Michigan	0.0274648128%
MI211	Plainfield Charter Township, Michigan	0.0085009554%
MI212	Plymouth Charter Township, Michigan	0.0357383127%
MI213	Pontiac City, Michigan	0.3248498872%
MI214	Port Huron Charter Township, Michigan	0.0083327500%
MI215	Port Huron City, Michigan	0.1504374166%
MI216	Portage City, Michigan	0.0567022991%
MI217	Presque Isle County, Michigan	0.1629846266%
MI218	Redford Charter Township, Michigan	0.1223763279%
MI219	Riverview City, Michigan	0.0278625766%
MI220	Rochester City, Michigan	0.0230459632%
MI221	Rochester Hills City, Michigan	0.0390185719%
MI222	Romulus City, Michigan	0.1043054243%
MI223	Roscommon County, Michigan	0.4301835283%
MI224	Roseville City, Michigan	0.2467127304%
MI225	Royal Oak City, Michigan	0.1498737243%
MI226	Saginaw Charter Township, Michigan	0.0399524841%
MI227	Saginaw City, Michigan	0.2486892685%
MI228	Saginaw County, Michigan	1.8697499899%
MI229	Sanilac County, Michigan	0.3884583961%
MI230	Sault Ste. Marie City, Michigan	0.1102861372%
MI231	Schoolcraft County, Michigan	0.0455825815%
MI232	Scio Charter Township, Michigan	0.0029747576%



State ID	Qualifying Subdivision	Consolidated State Allocation
MI233	Shelby Charter Township, Michigan	0.2924370238%
MI234	Shiawassee County, Michigan	0.8126038392%
MI235	South Lyon City, Michigan	0.0149498906%
MI236	Southfield City, Michigan	0.2271237501%
MI237	Southfield Township, Michigan	0.0000642545%
MI238	Southgate City, Michigan	0.0512897499%
MI239	Spring Lake Township, Michigan	0.0060017466%
MI240	Springfield Charter Township, Michigan	0.0025808909%
MI241	St Clair County, Michigan	2.2355263751%
MI242	St Joseph County, Michigan	0.2462634133%
MI243	St. Clair Shores City, Michigan	0.1962330188%
MI244	Sterling Heights City, Michigan	1.0160154348%
MI245	Sturgis City, Michigan	0.0345993898%
MI246	Summit Township, Jackson County, Michigan	0.0084993840%
MI247	Superior Charter Township, Michigan	0.0069991428%
MI248	Taylor City, Michigan	0.2173451175%
MI249	Texas Charter Township, Michigan	0.0030056684%
MI250	Thomas Township, Michigan	0.0073384407%
MI251	Traverse City, Michigan	0.0694748526%
MI252	Trenton City, Michigan	0.0278175688%
MI253	Troy City, Michigan	0.1362571155%
MI254	Tuscola County, Michigan	0.4964108264%
MI255	Tyrone Township, Livingston County, Michigan	0.0055627194%
MI256	Union Charter Township, Michigan	0.0000295731%
MI257	Van Buren Charter Township, Michigan	0.0769291242%
MI258	Van Buren County, Michigan	0.4404295489%
MI259	Vienna Charter Township, Genesee County, Michigan	0.0049907472%
MI260	Walker City, Michigan	0.0333201255%
MI261	Warren City, Michigan	1.2684334598%
MI262	Washington Township, Macomb County, Michigan	0.0466960473%
MI263	Washtenaw County, Michigan	2.6615283392%
MI264	Waterford Charter Township, Michigan	0.1262119884%
MI265	Wayne City, Michigan	0.0938477408%
MI266	Wayne County, Michigan	11.4087490300%
MI267	West Bloomfield Charter Township, Michigan	0.1514104788%
MI268	Westland City, Michigan	0.3653115305%
MI269	Wexford County, Michigan	0.3345380363%

<b>State ID</b>	<b>Qualifying Subdivision</b>	<b>Consolidated State Allocation</b>
MI270	White Lake Charter Township, Michigan	0.0337978902%
MI271	Wixom City, Michigan	0.0213271541%
MI272	Woodhaven City, Michigan	0.0330180645%
MI273	Wyandotte City, Michigan	0.0563902282%
MI274	Wyoming City, Michigan	0.1474722212%
MI275	Ypsilanti Charter Township, Michigan	0.0334144094%
MI276	Ypsilanti City, Michigan	0.0518771364%
MI277	Zeeland Charter Township, Michigan	0.0035509487%

State ID	Qualifying Subdivision	Consolidated State Allocation
MN1	Aitkin County, Minnesota	0.5760578506%
MN4	Andover City, Minnesota	0.1364919451%
MN6	Anoka County, Minnesota	5.0386504681%
MN7	Apple Valley City, Minnesota	0.2990817345%
MN10	Becker County, Minnesota	0.6619330684%
MN11	Beltrami County, Minnesota	0.7640787093%
MN13	Benton County, Minnesota	0.6440948102%
MN15	Big Stone County, Minnesota	0.1194868775%
MN16	Blaine City, Minnesota	0.4249516913%
MN17	Bloomington City, Minnesota	0.4900195550%
MN18	Blue Earth County, Minnesota	0.6635420705%
MN20	Brooklyn Center City, Minnesota	0.1413853902%
MN21	Brooklyn Park City, Minnesota	0.2804136235%
MN22	Brown County, Minnesota	0.3325325416%
MN24	Burnsville City, Minnesota	0.5135361297%
MN25	Carlton County, Minnesota	0.9839591749%
MN26	Carver County, Minnesota	1.1452829660%
MN27	Cass County, Minnesota	0.8895681513%
MN31	Chippewa County, Minnesota	0.2092611794%
MN32	Chisago County, Minnesota	0.9950193750%
MN33	Clay County, Minnesota	0.9428475282%
MN34	Clearwater County, Minnesota	0.1858592043%
MN37	Cook County, Minnesota	0.1074594960%
MN38	Coon Rapids City, Minnesota	0.5772642445%
MN39	Cottage Grove City, Minnesota	0.2810994719%
MN40	Cottonwood County, Minnesota	0.1739065270%
MN41	Crow Wing County, Minnesota	1.1394859175%
MN43	Dakota County, Minnesota	4.4207140603%
MN44	Dodge County, Minnesota	0.2213963258%
MN45	Douglas County, Minnesota	0.6021779472%
MN46	Duluth City, Minnesota	1.1502115380%
MN47	Eagan City, Minnesota	0.3657951576%
MN49	Eden Prairie City, Minnesota	0.2552171573%
MN50	Edina City, Minnesota	0.1973054822%
MN54	Faribault County, Minnesota	0.2169409335%
MN57	Fillmore County, Minnesota	0.2329591105%
MN59	Freeborn County, Minnesota	0.3507169824%
MN62	Goodhue County, Minnesota	0.5616542387%
MN64	Grant County, Minnesota	0.0764556498%
MN67	Hennepin County, Minnesota	19.0624622262%
MN70	Houston County, Minnesota	0.3099019273%
MN71	Hubbard County, Minnesota	0.4582368775%
MN74	Inver Grove Heights City, Minnesota	0.2193400520%
MN75	Isanti County, Minnesota	0.7712992708%
MN76	Itasca County, Minnesota	1.1406408131%
MN77	Jackson County, Minnesota	0.1408950444%
MN78	Kanabec County, Minnesota	0.3078966750%
MN79	Kandiyohi County, Minnesota	0.1581167542%

State ID	Qualifying Subdivision	Consolidated State Allocation
MN80	Kittson County, Minnesota	0.0812834506%
MN81	Koochiching County, Minnesota	0.2612581866%
MN82	Lac Qui Parle County, Minnesota	0.0985665133%
MN83	Lake County, Minnesota	0.1827750321%
MN84	Lake of the Woods County, Minnesota	0.1123105028%
MN85	Lakeville City, Minnesota	0.2822249627%
MN86	Le Sueur County, Minnesota	0.3225703347%
MN87	Lincoln County, Minnesota	0.1091919984%
MN90	Lyon County, Minnesota	0.2935118186%
MN91	Mahnomen County, Minnesota	0.1416417688%
MN92	Mankato City, Minnesota	0.3698584321%
MN93	Maple Grove City, Minnesota	0.1814019047%
MN94	Maplewood City, Minnesota	0.1875101678%
MN96	Marshall County, Minnesota	0.1296352091%
MN97	Martin County, Minnesota	0.2543064014%
MN98	McLeod County, Minnesota	0.1247104518%
MN99	Meeker County, Minnesota	0.3744031515%
MN101	Mille Lacs County, Minnesota	0.9301506696%
MN102	Minneapolis City, Minnesota	4.8777618689%
MN103	Minnetonka City, Minnesota	0.1967231071%
MN105	Moorhead City, Minnesota	0.4337377038%
MN106	Morrison County, Minnesota	0.7178981419%
MN108	Mower County, Minnesota	0.5801769149%
MN109	Murray County, Minnesota	0.1348775389%
MN113	Nicollet County, Minnesota	0.1572381053%
MN114	Nobles County, Minnesota	0.1562005112%
MN115	Norman County, Minnesota	0.1087596675%
MN118	North St. Paul City, Minnesota	0.0575844069%
MN121	Olmsted County, Minnesota	1.9236715095%
MN123	Otter Tail County, Minnesota	0.8336175419%
MN125	Pennington County, Minnesota	0.3082576395%
MN126	Pine County, Minnesota	0.5671222707%
MN127	Pipestone County, Minnesota	0.1535154503%
MN128	Plymouth City, Minnesota	0.1762541473%
MN129	Polk County, Minnesota	0.8654291474%
MN130	Pope County, Minnesota	0.1870129873%
MN132	Proctor City, Minnesota	0.0214374128%
MN134	Ramsey County, Minnesota	7.1081424150%
MN135	Red Lake County, Minnesota	0.0532649128%
MN137	Redwood County, Minnesota	0.2809842367%
MN138	Renville County, Minnesota	0.2706888807%
MN139	Rice County, Minnesota	0.2674764398%
MN140	Richfield City, Minnesota	0.2534018444%
MN142	Rochester City, Minnesota	0.7363082849%
MN143	Rock County, Minnesota	0.2043437336%
MN145	Roseau County, Minnesota	0.2517872793%
MN147	Roseville City, Minnesota	0.1721905549%
MN150	Savage City, Minnesota	0.1883576635%

<b>State ID</b>	<b>Qualifying Subdivision</b>	<b>Consolidated State Allocation</b>
MN151	Scott County, Minnesota	1.3274301646%
MN152	Shakopee City, Minnesota	0.2879873611%
MN153	Sherburne County, Minnesota	1.2543449472%
MN155	Sibley County, Minnesota	0.2393480708%
MN157	St Louis County, Minnesota	4.7407767170%
MN158	St. Cloud City, Minnesota	0.7330089009%
MN159	St. Louis Park City, Minnesota	0.1476314588%
MN161	St. Paul City, Minnesota	3.7475206798%
MN163	Stearns County, Minnesota	2.4158085321%
MN164	Steele County, Minnesota	0.3969975263%
MN165	Stevens County, Minnesota	0.1439474275%
MN167	Swift County, Minnesota	0.1344167568%
MN168	Todd County, Minnesota	0.4180909817%
MN169	Traverse County, Minnesota	0.0903964134%
MN172	Wabasha County, Minnesota	0.3103038997%
MN174	Wadena County, Minnesota	0.2644094337%
MN175	Waseca County, Minnesota	0.2857912156%
MN176	Washington County, Minnesota	3.0852862513%
MN177	Watsonwan County, Minnesota	0.1475626356%
MN181	Wilkin County, Minnesota	0.0937962507%
MN184	Winona County, Minnesota	0.7755267356%
MN185	Woodbury City, Minnesota	0.4677270172%
MN187	Wright County, Minnesota	1.6985269385%
MN188	Yellow Medicine County, Minnesota	0.1742264836%

State ID	Qualifying Subdivision	Consolidated State Allocation
MS1	Adams County, Mississippi	0.8956021658%
MS2	Alcorn County, Mississippi	0.0576303986%
MS3	Amite County, Mississippi	0.2745886356%
MS4	Amory City, Mississippi	0.2116578721%
MS5	Arcola Town, Mississippi	0.0010555296%
MS6	Attala County, Mississippi	0.4297320534%
MS7	Bay St. Louis City, Mississippi	0.0311256106%
MS8	Benton County, Mississippi	0.1960786050%
MS9	Biloxi City, Mississippi	0.6644756012%
MS10	Bolivar County, Mississippi	0.5038105720%
MS11	Brandon City, Mississippi	0.5570155492%
MS12	Brookhaven City, Mississippi	0.4683109010%
MS13	Byram City, Mississippi	0.0545969857%
MS14	Caledonia Town, Mississippi	0.0029947276%
MS15	Calhoun County, Mississippi	0.4153220669%
MS16	Canton City, Mississippi	0.3608017931%
MS17	Carroll County, Mississippi	0.2031667197%
MS18	Charleston City, Mississippi	0.0470291747%
MS19	Chickasaw County, Mississippi	0.5108771217%
MS21	Claiborne County, Mississippi	0.1646672179%
MS22	Clarke County, Mississippi	0.5113660366%
MS23	Clarksdale City, Mississippi	0.2773552028%
MS24	Clay County, Mississippi	0.1859817703%
MS25	Cleveland City, Mississippi	0.1374553964%
MS26	Clinton City, Mississippi	0.3236049121%
MS27	Coahoma County, Mississippi	0.4236109040%
MS28	Columbia City, Mississippi	0.1694898620%
MS29	Columbus City, Mississippi	0.7039619868%
MS30	Copiah County, Mississippi	0.7217351157%
MS31	Corinth City, Mississippi	1.5764666245%
MS32	Covington County, Mississippi	0.6154346319%
MS33	Desoto County, Mississippi	2.2448793903%
MS34	Diamondhead City, Mississippi	0.0001700502%
MS35	D'Iberville City, Mississippi	0.0448007432%
MS36	Forrest County, Mississippi	3.0515951697%
MS37	Franklin County, Mississippi	0.2573154510%
MS38	Gautier City, Mississippi	0.1317584671%
MS39	George County, Mississippi	1.0369751373%
MS40	Greene County, Mississippi	0.2945187519%
MS41	Greenville City, Mississippi	0.0840497499%
MS42	Greenwood City, Mississippi	0.5923599857%
MS43	Grenada City, Mississippi	0.0559274271%
MS44	Grenada County, Mississippi	0.5256607907%
MS45	Gulfport City, Mississippi	8.3388565634%
MS46	Hancock County, Mississippi	2.4051379780%
MS47	Harrison County, Mississippi	1.2832402872%
MS48	Hattiesburg City, Mississippi	0.3234276187%
MS49	Hernando City, Mississippi	0.4421794662%
MS50	Hinds County, Mississippi	2.0884106343%

State ID	Qualifying Subdivision	Consolidated State Allocation
MS51	Holly Springs City, Mississippi	0.1628192181%
MS52	Holmes County, Mississippi	0.3324136124%
MS53	Horn Lake City, Mississippi	0.6519689260%
MS54	Humphreys County, Mississippi	0.1373681489%
MS55	Indianola City, Mississippi	0.0232023896%
MS56	Issaquena County, Mississippi	0.0175685090%
MS57	Itawamba County, Mississippi	1.0516508171%
MS58	Iuka City, Mississippi	0.2854290491%
MS59	Jackson City, Mississippi	2.6935044677%
MS60	Jackson County, Mississippi	7.6551484963%
MS61	Jasper County, Mississippi	0.3922097231%
MS62	Jefferson County, Mississippi	0.0985148834%
MS63	Jefferson Davis County, Mississippi	0.3514052425%
MS64	Jones County, Mississippi	2.2232472901%
MS65	Jonestown Town, Mississippi	0.0093331726%
MS66	Kemper County, Mississippi	0.2223267538%
MS67	Kosciusko City, Mississippi	0.0408553475%
MS68	Lafayette County, Mississippi	0.7048655741%
MS69	Lamar County, Mississippi	1.3104023941%
MS70	Lauderdale County, Mississippi	1.4705760391%
MS71	Laurel City, Mississippi	0.1485572230%
MS72	Lawrence County, Mississippi	0.3428210810%
MS73	Leake County, Mississippi	0.5797418641%
MS74	Leakesville Town, Mississippi	0.0098347632%
MS75	Lee County, Mississippi	1.4757534345%
MS76	Leflore County, Mississippi	0.1018212326%
MS77	Lincoln County, Mississippi	0.5740134928%
MS78	Long Beach City, Mississippi	0.1390459339%
MS79	Lowndes County, Mississippi	0.9389249700%
MS80	Lumberton City, Mississippi	0.0397795700%
MS81	Madison City, Mississippi	0.5725467480%
MS82	Madison County, Mississippi	1.0787464185%
MS83	Marion County, Mississippi	1.6272546828%
MS84	Marshall County, Mississippi	0.6280361270%
MS85	McComb City, Mississippi	1.1130669319%
MS86	McLain Town, Mississippi	0.0044580156%
MS87	Meridian City, Mississippi	1.1163039769%
MS88	Monroe County, Mississippi	0.8129934804%
MS90	Morton City, Mississippi	0.0606710545%
MS91	Moss Point City, Mississippi	0.0032837966%
MS92	Mound Bayou City, Mississippi	0.0140942496%
MS93	Natchez City, Mississippi	0.1092408876%
MS94	Neshoba County, Mississippi	1.0185173628%
MS95	Nettleton City, Mississippi	0.0307813947%
MS96	New Albany City, Mississippi	0.2729042659%
MS97	Newton County, Mississippi	0.5457293507%
MS98	Noxubee County, Mississippi	0.1848128191%
MS99	Ocean Springs City, Mississippi	0.1196569163%

State ID	Qualifying Subdivision	Consolidated State Allocation
MS100	Oktibbeha County, Mississippi	0.7875343449%
MS101	Olive Branch City, Mississippi	1.0909549707%
MS102	Oxford City, Mississippi	0.6004111146%
MS103	Panola County, Mississippi	1.1255480914%
MS104	Pascagoula City, Mississippi	0.2495505924%
MS105	Pearl City, Mississippi	1.1955733896%
MS106	Pearl River County, Mississippi	3.0538998193%
MS107	Perry County, Mississippi	0.3690679129%
MS108	Petal City, Mississippi	0.0271853181%
MS109	Philadelphia City, Mississippi	0.1153977591%
MS110	Picayune City, Mississippi	0.5890519903%
MS111	Pike County, Mississippi	0.1094726695%
MS112	Pontotoc County, Mississippi	1.1484080759%
MS113	Prentiss County, Mississippi	0.7976901129%
MS114	Quitman City, Mississippi	0.0879446078%
MS115	Quitman County, Mississippi	0.2137490124%
MS116	Rankin County, Mississippi	3.4667662820%
MS117	Ridgeland City, Mississippi	0.7136640679%
MS118	Scott County, Mississippi	0.6318066984%
MS119	Shannon Town, Mississippi	0.0293651874%
MS121	Shubuta Town, Mississippi	0.0061489699%
MS122	Simpson County, Mississippi	0.9196253399%
MS123	Smith County, Mississippi	0.3871515110%
MS124	Southaven City, Mississippi	1.5562258742%
MS125	Starkville City, Mississippi	0.1006588660%
MS126	Stone County, Mississippi	0.5647051775%
MS127	Summit Town, Mississippi	0.0051133591%
MS128	Sunflower County, Mississippi	0.4655324812%
MS129	Tallahatchie County, Mississippi	0.2607829611%
MS130	Tate County, Mississippi	1.1558030382%
MS131	Tippah County, Mississippi	0.6672446377%
MS132	Tishomingo County, Mississippi	1.3184671864%
MS133	Tunica County, Mississippi	0.1788702799%
MS134	Tupelo City, Mississippi	1.4774876833%
MS135	Union County, Mississippi	0.4956048669%
MS136	Verona City, Mississippi	0.0613919160%
MS137	Vicksburg City, Mississippi	0.7337408588%
MS138	Walthall County, Mississippi	0.4949152827%
MS139	Warren County, Mississippi	0.5604664329%
MS140	Washington County, Mississippi	0.9201293998%
MS141	Wayne County, Mississippi	0.9415916143%
MS142	Waynesboro City, Mississippi	0.0134621171%
MS143	Webb Town, Mississippi	0.0120388314%
MS145	West Point City, Mississippi	0.2116244547%
MS146	Wiggins City, Mississippi	0.1726424580%
MS148	Winston County, Mississippi	0.5339311906%
MS149	Yalobusha County, Mississippi	0.2986267900%
MS150	Yazoo City, Mississippi	0.2539988955%



<b>State ID</b>	<b>Qualifying Subdivision</b>	<b>Consolidated State Allocation</b>
MS151	Yazoo County, Mississippi	0.4223639239%
MS152	Centreville Town, Mississippi	0.0101440801%

State ID	Qualifying Subdivision	Consolidated State Allocation
MO1	Adair County, Missouri	Allocations in Missouri will be made in accordance with the Memorandum of Understanding Between the State of Missouri and its Political Subdivisions on Proceeds Relating to the Settlement of Opioid Litigation and with the ancillary Memorandum of Understanding Between the Litigating Subdivisions of the State of Missouri.
MO2	Andrew County, Missouri	
MO3	Arnold City, Missouri	
MO4	Atchison County, Missouri	
MO5	Audrain County, Missouri	
MO6	Ballwin City, Missouri	
MO7	Barry County, Missouri	
MO8	Barton County, Missouri	
MO9	Bates County, Missouri	
MO10	Bellefontaine Neighbors City, Missouri	
MO11	Belton City, Missouri	
MO12	Benton County, Missouri	
MO13	Blue Springs City, Missouri	
MO14	Bolivar City, Missouri	
MO15	Bollinger County, Missouri	
MO16	Boone County, Missouri	
MO17	Branson City, Missouri	
MO18	Bridgeton City, Missouri	
MO19	Buchanan County, Missouri	
MO20	Butler County, Missouri	
MO21	Caldwell County, Missouri	
MO22	Callaway County, Missouri	
MO23	Camden County, Missouri	
MO24	Cape Girardeau City, Missouri	
MO25	Cape Girardeau County, Missouri	
MO26	Carroll County, Missouri	
MO27	Carter County, Missouri	
MO28	Carthage City, Missouri	
MO29	Cass County, Missouri	
MO30	Cedar County, Missouri	
MO31	Chariton County, Missouri	
MO32	Chesterfield City, Missouri	
MO33	Christian County, Missouri	
MO34	Clark County, Missouri	
MO35	Clay County, Missouri	
MO36	Clayton City, Missouri	
MO37	Clinton County, Missouri	
MO38	Cole County, Missouri	
MO39	Columbia City, Missouri	
MO40	Cooper County, Missouri	
MO41	Crawford County, Missouri	
MO42	Crestwood City, Missouri	
MO43	Creve Coeur City, Missouri	
MO44	Dade County, Missouri	
MO45	Dallas County, Missouri	
MO46	Dardenne Prairie City, Missouri	
MO47	Daviess County, Missouri	
MO48	De Kalb County, Missouri	

State ID	Qualifying Subdivision	Consolidated State Allocation
MO49	Dent County, Missouri	Allocations in Missouri will be made in accordance with the Memorandum of Understanding Between the State of Missouri and its Political Subdivisions on Proceeds Relating to the Settlement of Opioid Litigation and with the ancillary Memorandum of Understanding Between the Litigating Subdivisions of the State of Missouri.
MO50	Douglas County, Missouri	
MO51	Dunklin County, Missouri	
MO52	Eureka City, Missouri	
MO53	Excelsior Springs City, Missouri	
MO54	Farmington City, Missouri	
MO55	Ferguson City, Missouri	
MO56	Festus City, Missouri	
MO57	Florissant City, Missouri	
MO58	Franklin County, Missouri	
MO59	Fulton City, Missouri	
MO60	Gasconade County, Missouri	
MO61	Gentry County, Missouri	
MO62	Gladstone City, Missouri	
MO63	Grain Valley City, Missouri	
MO64	Grandview City, Missouri	
MO65	Greene County, Missouri	
MO66	Grundy County, Missouri	
MO67	Hannibal City, Missouri	
MO68	Harrison County, Missouri	
MO69	Harrisonville City, Missouri	
MO70	Hazelwood City, Missouri	
MO71	Henry County, Missouri	
MO72	Hickory County, Missouri	
MO73	Holt County, Missouri	
MO74	Howard County, Missouri	
MO75	Howell County, Missouri	
MO76	Independence City, Missouri	
MO77	Iron County, Missouri	
MO78	Jackson City, Missouri	
MO79	Jackson County, Missouri	
MO80	Jasper County, Missouri	
MO81	Jefferson City, Missouri	
MO82	Jefferson County, Missouri	
MO83	Jennings City, Missouri	
MO84	Johnson County, Missouri	
MO85	Joplin City, Missouri	
MO86	Kansas City, Missouri	
MO87	Kearney City, Missouri	
MO88	Kennett City, Missouri	
MO89	Kirksville City, Missouri	
MO90	Kirkwood City, Missouri	
MO91	Knox County, Missouri	
MO92	Laclede County, Missouri	
MO93	Lafayette County, Missouri	
MO94	Lake St. Louis City, Missouri	
MO95	Lawrence County, Missouri	
MO96	Lebanon City, Missouri	
MO97	Lee's Summit City, Missouri	

State ID	Qualifying Subdivision	Consolidated State Allocation
MO98	Lewis County, Missouri	Allocations in Missouri will be made in accordance with the Memorandum of Understanding Between the State of Missouri and its Political Subdivisions on Proceeds Relating to the Settlement of Opioid Litigation and with the ancillary Memorandum of Understanding Between the Litigating Subdivisions of the State of Missouri.
MO99	Liberty City, Missouri	
MO100	Lincoln County, Missouri	
MO101	Linn County, Missouri	
MO102	Livingston County, Missouri	
MO103	Macon County, Missouri	
MO104	Madison County, Missouri	
MO105	Manchester City, Missouri	
MO106	Maries County, Missouri	
MO107	Marion County, Missouri	
MO108	Marshall City, Missouri	
MO109	Maryland Heights City, Missouri	
MO110	Maryville City, Missouri	
MO111	McDonald County, Missouri	
MO112	Mercer County, Missouri	
MO113	Mexico City, Missouri	
MO114	Miller County, Missouri	
MO115	Mississippi County, Missouri	
MO116	Moberly City, Missouri	
MO117	Moniteau County, Missouri	
MO118	Monroe County, Missouri	
MO119	Montgomery County, Missouri	
MO120	Morgan County, Missouri	
MO121	Neosho City, Missouri	
MO122	New Madrid County, Missouri	
MO123	Newton County, Missouri	
MO124	Nixa City, Missouri	
MO125	Nodaway County, Missouri	
MO126	O'Fallon City, Missouri	
MO127	Oregon County, Missouri	
MO128	Osage County, Missouri	
MO129	Overland City, Missouri	
MO130	Ozark City, Missouri	
MO131	Ozark County, Missouri	
MO132	Pemiscot County, Missouri	
MO133	Perry County, Missouri	
MO134	Pettis County, Missouri	
MO135	Phelps County, Missouri	
MO136	Pike County, Missouri	
MO137	Platte County, Missouri	
MO138	Polk County, Missouri	
MO139	Poplar Bluff City, Missouri	
MO140	Pulaski County, Missouri	
MO141	Putnam County, Missouri	
MO142	Ralls County, Missouri	
MO143	Randolph County, Missouri	
MO144	Ray County, Missouri	
MO145	Raymore City, Missouri	
MO146	Raytown City, Missouri	

State ID	Qualifying Subdivision	Consolidated State Allocation
MO147	Republic City, Missouri	Allocations in Missouri will be made in accordance with the Memorandum of Understanding Between the State of Missouri and its Political Subdivisions on Proceeds Relating to the Settlement of Opioid Litigation and with the ancillary Memorandum of Understanding Between the Litigating Subdivisions of the State of Missouri.
MO148	Reynolds County, Missouri	
MO149	Ripley County, Missouri	
MO150	Rolla City, Missouri	
MO151	Saline County, Missouri	
MO152	Schuyler County, Missouri	
MO153	Scotland County, Missouri	
MO154	Scott County, Missouri	
MO155	Sedalia City, Missouri	
MO156	Shannon County, Missouri	
MO157	Shelby County, Missouri	
MO158	Sikeston City, Missouri	
MO159	Smithville City, Missouri	
MO160	Springfield City, Missouri	
MO161	St Charles County, Missouri	
MO162	St Clair County, Missouri	
MO163	St Francois County, Missouri	
MO164	St Louis County, Missouri	
MO165	St. Ann City, Missouri	
MO166	St. Charles City, Missouri	
MO167	St. Joseph City, Missouri	
MO168	St. Louis City, Missouri	
MO169	St. Peters City, Missouri	
MO170	Ste Genevieve County, Missouri	
MO171	Stoddard County, Missouri	
MO172	Stone County, Missouri	
MO173	Sullivan County, Missouri	
MO174	Taney County, Missouri	
MO175	Texas County, Missouri	
MO176	Town and Country City, Missouri	
MO177	Troy City, Missouri	
MO178	Union City, Missouri	
MO179	University City, Missouri	
MO180	Vernon County, Missouri	
MO181	Warren County, Missouri	
MO182	Warrensburg City, Missouri	
MO183	Washington City, Missouri	
MO184	Washington County, Missouri	
MO185	Wayne County, Missouri	
MO186	Webb City, Missouri	
MO187	Webster County, Missouri	
MO188	Webster Groves City, Missouri	
MO189	Wentzville City, Missouri	
MO190	West Plains City, Missouri	
MO191	Wildwood City, Missouri	
MO192	Worth County, Missouri	
MO193	Wright County, Missouri	
MO194	Northeast Ambulance and Fire Protection District, Missouri	

<b>State ID</b>	<b>Qualifying Subdivision</b>	<b>Consolidated State Allocation</b>
MO195	Kinloch Fire Protection District, Missouri	Allocations in Missouri will be made in accordance with the Memorandum of Understanding Between the State of Missouri and its Political Subdivisions on Proceeds Relating to the Settlement of Opioid Litigation and with the ancillary Memorandum of Understanding Between the Litigating Subdivisions of the State of Missouri.
MO196	Citizens Memorial Hospital District D/B/A Citizens Memorial Hospital, Missouri	

State ID	Qualifying Subdivision	Consolidated State Allocation
MT1	Anaconda-Deer Lodge County, Montana	1.4480190514%
MT2	Beaverhead County, Montana	0.6841480225%
MT3	Big Horn County, Montana	0.8504903609%
MT4	Billings City, Montana	9.1331142413%
MT5	Blaine County, Montana	0.3691094337%
MT6	Bozeman City, Montana	2.0161886507%
MT7	Broadwater County, Montana	0.4143251264%
MT8	Butte-Silver Bow, Montana	5.6101260434%
MT9	Carbon County, Montana	0.7105360522%
MT10	Carter County, Montana	0.0374679104%
MT11	Cascade County, Montana	3.8993050480%
MT12	Chouteau County, Montana	0.4053063424%
MT13	Custer County, Montana	1.5139056450%
MT14	Daniels County, Montana	0.1787602908%
MT15	Dawson County, Montana	0.7800682133%
MT16	Fallon County, Montana	0.1543582011%
MT17	Fergus County, Montana	0.8667027669%
MT18	Flathead County, Montana	8.0141785369%
MT19	Gallatin County, Montana	4.0205572717%
MT20	Garfield County, Montana	0.0398838599%
MT21	Glacier County, Montana	1.5230709367%
MT22	Golden Valley County, Montana	0.0264303648%
MT23	Granite County, Montana	0.1831398237%
MT24	Great Falls City, Montana	4.3577779784%
MT25	Helena City, Montana	1.7360655042%
MT26	Hill County, Montana	1.8438532922%
MT27	Jefferson County, Montana	0.7770843087%
MT28	Judith Basin County, Montana	0.0614804228%
MT29	Kalispell City, Montana	2.4735432710%
MT30	Lake County, Montana	3.6175099064%
MT31	Lewis and Clark County, Montana	4.9326712334%
MT32	Liberty County, Montana	0.1210395973%
MT33	Lincoln County, Montana	2.1915597624%
MT34	Madison County, Montana	0.5498047673%
MT35	McCone County, Montana	0.0823035394%
MT36	Meagher County, Montana	0.0912086373%
MT37	Mineral County, Montana	0.7546909914%
MT38	Missoula City, Montana	4.4312558575%
MT39	Missoula County, Montana	8.0272833629%
MT40	Musselshell County, Montana	0.3895510594%
MT41	Park County, Montana	2.0831835653%
MT42	Petroleum County, Montana	0.0144742922%
MT43	Phillips County, Montana	0.2085622347%
MT44	Pondera County, Montana	0.4003873948%
MT45	Powder River County, Montana	0.1504386452%
MT46	Powell County, Montana	0.8872723490%
MT47	Prairie County, Montana	0.0572069653%
MT48	Ravalli County, Montana	3.6906819270%

<b>State ID</b>	<b>Qualifying Subdivision</b>	<b>Consolidated State Allocation</b>
MT49	Richland County, Montana	0.7541525281%
MT50	Roosevelt County, Montana	0.8182976782%
MT51	Rosebud County, Montana	0.5641981949%
MT52	Sanders County, Montana	1.0679134558%
MT53	Sheridan County, Montana	0.2700355225%
MT54	Stillwater County, Montana	0.5055604014%
MT55	Sweet Grass County, Montana	0.2836540766%
MT56	Teton County, Montana	0.5735903832%
MT57	Toole County, Montana	0.3258040487%
MT58	Treasure County, Montana	0.0226554138%
MT59	Valley County, Montana	0.5598291268%
MT60	Wheatland County, Montana	0.0720998508%
MT61	Wibaux County, Montana	0.0630373047%
MT62	Yellowstone County, Montana	7.3090889550%



State ID	Qualifying Subdivision	Consolidated State Allocation
NE1	Adams County, Nebraska	0.7130410264%
NE2	Antelope County, Nebraska	0.2406339800%
NE3	Arthur County, Nebraska	0.0110831278%
NE4	Banner County, Nebraska	0.0183674606%
NE5	Beatrice City, Nebraska	0.9248205382%
NE6	Bellevue City, Nebraska	2.4787880023%
NE7	Blaine County, Nebraska	0.0123640997%
NE8	Boone County, Nebraska	0.2533407507%
NE9	Box Butte County, Nebraska	0.7492533620%
NE10	Boyd County, Nebraska	0.0902847433%
NE11	Brown County, Nebraska	0.1375135354%
NE12	Buffalo County, Nebraska	0.9630320332%
NE13	Burt County, Nebraska	0.3365661770%
NE14	Butler County, Nebraska	0.2899805672%
NE15	Cass County, Nebraska	1.2356339344%
NE16	Cedar County, Nebraska	0.3502588009%
NE17	Chase County, Nebraska	0.1707898814%
NE18	Cherry County, Nebraska	0.3082161558%
NE19	Cheyenne County, Nebraska	0.7408263023%
NE20	Clay County, Nebraska	0.1772971991%
NE21	Colfax County, Nebraska	0.2670475913%
NE22	Columbus City, Nebraska	0.7291294061%
NE23	Cuming County, Nebraska	0.4019883978%
NE24	Custer County, Nebraska	0.4848137961%
NE25	Dakota County, Nebraska	0.3940917673%
NE26	Dawes County, Nebraska	0.6577293164%
NE27	Dawson County, Nebraska	0.7540316373%
NE28	Deuel County, Nebraska	0.1500055852%
NE29	Dixon County, Nebraska	0.2144571499%
NE30	Dodge County, Nebraska	1.8317996330%
NE31	Douglas County, Nebraska	14.9119111455%
NE32	Dundy County, Nebraska	0.1513630330%
NE33	Fillmore County, Nebraska	0.3541443667%
NE34	Franklin County, Nebraska	0.1630162987%
NE35	Fremont City, Nebraska	0.1476946393%
NE36	Frontier County, Nebraska	0.0732649260%
NE37	Furnas County, Nebraska	0.2315426581%
NE38	Gage County, Nebraska	0.5390651380%
NE39	Garden County, Nebraska	0.1132118364%
NE40	Garfield County, Nebraska	0.1104479177%
NE41	Gosper County, Nebraska	0.0528581072%
NE42	Grand Island City, Nebraska	1.5052861196%
NE43	Grant County, Nebraska	0.0167075406%
NE44	Greeley County, Nebraska	0.1006996872%
NE45	Hall County, Nebraska	1.3023214397%
NE46	Hamilton County, Nebraska	0.3285553228%
NE47	Harlan County, Nebraska	0.1831157431%
NE48	Hastings City, Nebraska	0.7738158635%
NE49	Hayes County, Nebraska	0.0464208924%

State ID	Qualifying Subdivision	Consolidated State Allocation
NE50	Hitchcock County, Nebraska	0.1428727336%
NE51	Holt County, Nebraska	0.4319086269%
NE52	Hooker County, Nebraska	0.0195391111%
NE53	Howard County, Nebraska	0.3117590505%
NE54	Jefferson County, Nebraska	0.4621587809%
NE55	Johnson County, Nebraska	0.3674281385%
NE56	Kearney City, Nebraska	1.3128662946%
NE57	Kearney County, Nebraska	0.3284087439%
NE58	Keith County, Nebraska	0.5586120928%
NE59	Keya Paha County, Nebraska	0.0207700795%
NE60	Kimball County, Nebraska	0.2074517582%
NE61	Knox County, Nebraska	0.4262180329%
NE62	La Vista City, Nebraska	0.6948539706%
NE63	Lancaster County, Nebraska	7.9530599340%
NE64	Lexington City, Nebraska	0.2672235840%
NE65	Lincoln City, Nebraska	8.9584993437%
NE66	Lincoln County, Nebraska	0.7588461895%
NE67	Logan County, Nebraska	0.0192253637%
NE68	Loup County, Nebraska	0.0163070224%
NE69	Madison County, Nebraska	1.0198085515%
NE70	McPherson County, Nebraska	0.0133651501%
NE71	Merrick County, Nebraska	0.5571149293%
NE72	Morrill County, Nebraska	0.2640807173%
NE73	Nance County, Nebraska	0.1820220392%
NE74	Nemaha County, Nebraska	0.5862140225%
NE75	Norfolk City, Nebraska	0.6855964607%
NE76	North Platte City, Nebraska	1.2668714124%
NE77	Nuckolls County, Nebraska	0.2606241030%
NE78	Omaha City, Nebraska	16.7836032733%
NE79	Otoe County, Nebraska	0.8114537890%
NE80	Papillion City, Nebraska	1.1943452635%
NE81	Pawnee County, Nebraska	0.2449303588%
NE82	Perkins County, Nebraska	0.0938742100%
NE83	Phelps County, Nebraska	0.4453164270%
NE84	Pierce County, Nebraska	0.2791606931%
NE85	Platte County, Nebraska	0.5054632790%
NE86	Polk County, Nebraska	0.2126035890%
NE87	Red Willow County, Nebraska	0.6782282985%
NE88	Richardson County, Nebraska	0.6780640713%
NE89	Rock County, Nebraska	0.0420632348%
NE90	Saline County, Nebraska	0.6431415318%
NE91	Sarpy County, Nebraska	4.1205096407%
NE92	Saunders County, Nebraska	0.9147340487%
NE93	Scotts Bluff County, Nebraska	1.8428925654%
NE94	Scottsbluff City, Nebraska	0.5159537183%
NE95	Seward County, Nebraska	0.7637450614%
NE96	Sheridan County, Nebraska	0.1814092513%
NE97	Sherman County, Nebraska	0.1198260243%
NE98	Sioux County, Nebraska	0.0355730752%

State ID	Qualifying Subdivision	Consolidated State Allocation
NE99	South Sioux City, Nebraska	0.4431368628%
NE100	Stanton County, Nebraska	0.2162062918%
NE101	Thayer County, Nebraska	0.2059575361%
NE102	Thomas County, Nebraska	0.0173570958%
NE103	Thurston County, Nebraska	0.2564159657%
NE104	Valley County, Nebraska	0.3103957199%
NE105	Washington County, Nebraska	0.7878555706%
NE106	Wayne County, Nebraska	0.3510034608%
NE107	Webster County, Nebraska	0.1652355715%
NE108	Wheeler County, Nebraska	0.0210156849%
NE109	York County, Nebraska	0.8321939645%
NE110	Region 1 Behavioral Health Authority, Nebraska	0.0000000000%
NE111	Region II Human Services, Nebraska	0.0000000000%
NE112	Region 3 Behavioral Health Services, Nebraska	0.0000000000%
NE113	Region 4 Behavioral Health System, Nebraska	0.0000000000%
NE114	Region V Systems, Nebraska	0.0000000000%
NE115	Region 6 Behavioral Healthcare, Nebraska	0.0000000000%

State ID	Qualifying Subdivision	Consolidated State Allocation
NV1	Boulder City, Nevada	0.1478660452%
NV2	Carson City, Nevada	1.8146007537%
NV3	Churchill County, Nevada	0.7013051988%
NV4	Clark County, Nevada	66.9248026834%
NV5	Douglas County, Nevada	1.6601462472%
NV7	Elko County, Nevada	1.0825745225%
NV8	Ely City, Nevada	0.0066172807%
NV9	Esmeralda County, Nevada	0.0497291448%
NV10	Eureka County, Nevada	0.1033573623%
NV11	Fernley City, Nevada	0.0144506991%
NV12	Henderson City, Nevada	2.3020643974%
NV13	Humboldt County, Nevada	1.0192724731%
NV14	Lander County, Nevada	0.3627438791%
NV15	Las Vegas City, Nevada	4.7206970773%
NV16	Lincoln County, Nevada	0.2373284219%
NV17	Lyon County, Nevada	1.5721396872%
NV18	Mesquite City, Nevada	0.1465069544%
NV19	Mineral County, Nevada	0.5992930253%
NV20	North Las Vegas City, Nevada	2.4258866892%
NV21	Nye County, Nevada	1.6016841576%
NV22	Pershing County, Nevada	0.3624498791%
NV23	Reno City, Nevada	1.3562863383%
NV24	Sparks City, Nevada	0.4253229218%
NV25	Storey County, Nevada	0.1263908620%
NV26	Washoe County, Nevada	9.1139488828%
NV27	West Wendover City, Nevada	0.0564015794%
NV28	White Pine County, Nevada	1.0458576594%
NV29	Central Lyon Fire Protection District, Nevada	0.0150922618%
NV30	North Lyon Fire Protection District, Nevada	0.0051829150%

State ID	Qualifying Subdivision	Consolidated State Allocation
NH3	Belknap County, New Hampshire	2.868905%
NH4	Belmont Town, New Hampshire	0.530951%
NH5	Berlin City, New Hampshire	0.684196%
NH6	Carroll County, New Hampshire	3.637455%
NH7	Cheshire County, New Hampshire	3.877305%
NH8	Claremont City, New Hampshire	0.940017%
NH9	Concord City, New Hampshire	3.191730%
NH11	Coos County, New Hampshire	1.585665%
NH12	Derry Town, New Hampshire	2.491200%
NH13	Dover City, New Hampshire	2.376792%
NH16	Franklin City, New Hampshire	0.634542%
NH18	Grafton County, New Hampshire	6.614598%
NH21	Hillsborough County, New Hampshire	15.676694%
NH24	Keene City, New Hampshire	1.673068%
NH25	Laconia City, New Hampshire	1.224729%
NH27	Londonderry Town, New Hampshire	1.874806%
NH28	Manchester City, New Hampshire	8.396484%
NH29	Merrimack County, New Hampshire	7.339228%
NH32	Nashua City, New Hampshire	6.629407%
NH36	Rochester City, New Hampshire	2.358716%
NH37	Rockingham County, New Hampshire	18.441209%
NH40	Strafford County, New Hampshire	4.766215%
NH41	Sullivan County, New Hampshire	2.186088%

State ID	Qualifying Subdivision	Consolidated State Allocation
NJ1	Aberdeen Township, New Jersey	0.0797396894%
NJ2	Asbury Park City, New Jersey	0.3916349671%
NJ3	Atlantic City, New Jersey	1.2847690915%
NJ4	Atlantic County, New Jersey	2.8915764045%
NJ5	Barneget Township, New Jersey	0.1626638814%
NJ6	Bayonne City, New Jersey	0.8502340058%
NJ7	Beachwood Borough, New Jersey	0.0492329228%
NJ8	Belleville Township, New Jersey	0.0872090223%
NJ9	Bellmawr Borough, New Jersey	0.0640989992%
NJ10	Bergen County, New Jersey	4.9446361090%
NJ11	Bergenfield Borough, New Jersey	0.0618076073%
NJ12	Berkeley Heights Township, New Jersey	0.0272673062%
NJ13	Berkeley Township, New Jersey	0.2619731788%
NJ14	Bernards Township, New Jersey	0.0910577073%
NJ15	Bloomfield Township, New Jersey	0.1173874959%
NJ16	Bordentown Township, New Jersey	0.0545891482%
NJ17	Bound Brook Borough, New Jersey	0.0527105023%
NJ18	Branchburg Township, New Jersey	0.0561024563%
NJ19	Brick Township, New Jersey	0.5908193174%
NJ20	Bridgeton City, New Jersey	0.2079614154%
NJ21	Bridgewater Township, New Jersey	0.1828057629%
NJ22	Burlington County, New Jersey	4.4940916659%
NJ23	Burlington Township, New Jersey	0.1157900630%
NJ24	Camden City, New Jersey	1.6603828843%
NJ25	Camden County, New Jersey	6.8741218172%
NJ26	Cape May County, New Jersey	1.2842777540%
NJ27	Carteret Borough, New Jersey	0.1794847100%
NJ28	Cedar Grove Township, New Jersey	0.0187911021%
NJ29	Chatham Township, New Jersey	0.0498541051%
NJ30	Cherry Hill Township, New Jersey	0.3440044947%
NJ31	Cinnaminson Township, New Jersey	0.0701648926%
NJ32	Clark Township, New Jersey	0.0429898704%
NJ33	Cliffside Park Borough, New Jersey	0.1142449150%
NJ34	Clifton City, New Jersey	0.3535258812%
NJ35	Clinton Town, New Jersey	0.0294193343%
NJ36	Clinton Township, New Jersey	0.0799778554%
NJ37	Collingswood Borough, New Jersey	0.1128930571%
NJ38	Cranford Township, New Jersey	0.0684441330%
NJ39	Cumberland County, New Jersey	0.9862828059%
NJ40	Delran Township, New Jersey	0.0837486054%

State ID	Qualifying Subdivision	Consolidated State Allocation
NJ41	Denville Township, New Jersey	0.0795654377%
NJ42	Deptford Township, New Jersey	0.2200095463%
NJ43	Dover Town, New Jersey	0.1186530251%
NJ44	Dumont Borough, New Jersey	0.0403826120%
NJ45	East Brunswick Township, New Jersey	0.0972927881%
NJ46	East Greenwich Township, New Jersey	0.0212104162%
NJ47	East Hanover Township, New Jersey	0.0890156417%
NJ48	East Orange City, New Jersey	1.2844844553%
NJ49	East Windsor Township, New Jersey	0.0422463462%
NJ50	Eatontown Borough, New Jersey	0.0974794194%
NJ51	Edgewater Borough, New Jersey	0.0546948904%
NJ52	Edison Township, New Jersey	2.4018132631%
NJ53	Egg Harbor Township, New Jersey	0.1572891336%
NJ54	Elizabeth City, New Jersey	0.7646308101%
NJ55	Elmwood Park Borough, New Jersey	0.0462435391%
NJ56	Englewood City, New Jersey	0.6429812736%
NJ57	Essex County, New Jersey	1.4898498664%
NJ58	Evesham Township, New Jersey	0.1745115947%
NJ59	Ewing Township, New Jersey	0.0839796907%
NJ60	Fair Lawn Borough, New Jersey	0.0699332916%
NJ61	Fairview Borough, New Jersey	0.0347025484%
NJ62	Florence Township, New Jersey	0.0676007282%
NJ63	Florham Park Borough, New Jersey	0.0674975182%
NJ64	Fort Lee Borough, New Jersey	0.1848366682%
NJ65	Franklin Lakes Borough, New Jersey	0.0273076336%
NJ66	Franklin Township, Gloucester County, New Jersey	0.0870963870%
NJ67	Franklin Township, Somerset County, New Jersey	0.3236022203%
NJ68	Freehold Borough, New Jersey	0.0816675723%
NJ69	Freehold Township, New Jersey	0.1512818556%
NJ70	Galloway Township, New Jersey	0.0846515634%
NJ71	Garfield City, New Jersey	0.0989196224%
NJ72	Glassboro Borough, New Jersey	0.1948186777%
NJ73	Glen Rock Borough, New Jersey	0.0253178060%
NJ74	Gloucester City, New Jersey	0.1325275640%
NJ75	Gloucester County, New Jersey	4.7022029491%
NJ76	Gloucester Township, New Jersey	0.3259502581%
NJ77	Guttenberg Town, New Jersey	0.0382186733%
NJ78	Hackensack City, New Jersey	0.2554139785%
NJ79	Haddon Township, New Jersey	0.0831057121%

State ID	Qualifying Subdivision	Consolidated State Allocation
NJ80	Haddonfield Borough, New Jersey	0.0710479214%
NJ81	Hamilton Township, Atlantic County, New Jersey	0.0939608561%
NJ82	Hamilton Township, Mercer County, New Jersey	0.1394262176%
NJ83	Hammonton Town, New Jersey	0.0463451547%
NJ84	Hanover Township, New Jersey	0.0711651990%
NJ85	Harrison Town, New Jersey	0.2059190684%
NJ86	Harrison Township, New Jersey	0.0478487561%
NJ87	Hasbrouck Heights Borough, New Jersey	0.0360845581%
NJ88	Hawthorne Borough, New Jersey	0.0380122534%
NJ89	Hazlet Township, New Jersey	0.0810519234%
NJ90	Highland Park Borough, New Jersey	0.0606246554%
NJ91	Hillsborough Township, New Jersey	0.1405113053%
NJ92	Hillsdale Borough, New Jersey	0.0247027667%
NJ93	Hillside Township, New Jersey	0.1085603967%
NJ94	Hoboken City, New Jersey	0.1803633309%
NJ95	Holmdel Township, New Jersey	0.1058875828%
NJ96	Hopatcong Borough, New Jersey	0.0677558479%
NJ97	Hopewell Township, Mercer County, New Jersey	0.0275878151%
NJ98	Howell Township, New Jersey	0.2067529072%
NJ99	Hudson County, New Jersey	0.9363280231%
NJ100	Hunterdon County, New Jersey	0.8037645396%
NJ101	Irvington Township, New Jersey	0.9244040630%
NJ102	Jackson Township, New Jersey	0.2670097394%
NJ103	Jefferson Township, New Jersey	0.0866198206%
NJ104	Jersey City, New Jersey	0.9916102863%
NJ105	Kearny Town, New Jersey	0.1071857960%
NJ106	Lacey Township, New Jersey	0.1502291236%
NJ107	Lakewood Township, New Jersey	0.7730028665%
NJ108	Lawrence Township, Mercer County, New Jersey	0.0644503163%
NJ109	Lincoln Park Borough, New Jersey	0.0595261565%
NJ110	Linden City, New Jersey	0.2495261821%
NJ111	Lindenwold Borough, New Jersey	0.1004455914%
NJ112	Little Egg Harbor Township, New Jersey	0.1465902816%
NJ113	Little Falls Township, New Jersey	0.0348320180%
NJ114	Little Ferry Borough, New Jersey	0.0258966914%
NJ115	Livingston Township, New Jersey	0.0484285793%
NJ116	Lodi Borough, New Jersey	0.1078340351%
NJ117	Long Branch City, New Jersey	0.5243184480%
NJ118	Lower Township, New Jersey	0.0710329159%
NJ119	Lumberton Township, New Jersey	0.0461973502%



State ID	Qualifying Subdivision	Consolidated State Allocation
NJ120	Lyndhurst Township, New Jersey	0.0645354727%
NJ121	Madison Borough, New Jersey	0.1424930674%
NJ122	Mahwah Township, New Jersey	0.0610985020%
NJ123	Manalapan Township, New Jersey	0.1318410608%
NJ124	Manchester Township, New Jersey	0.2136801182%
NJ125	Mantua Township, New Jersey	0.0853984170%
NJ126	Manville Borough, New Jersey	0.0574532358%
NJ127	Maple Shade Township, New Jersey	0.1058088976%
NJ128	Maplewood Township, New Jersey	0.0589307182%
NJ129	Marlboro Township, New Jersey	0.1588151495%
NJ130	Medford Township, New Jersey	0.1130775783%
NJ131	Mercer County, New Jersey	1.1117204895%
NJ132	Metuchen Borough, New Jersey	0.0339468322%
NJ133	Middle Township, New Jersey	0.0695160908%
NJ134	Middlesex Borough, New Jersey	0.0317606196%
NJ135	Middlesex County, New Jersey	2.2387299770%
NJ136	Middletown Township, New Jersey	0.3292948041%
NJ137	Millburn Township, New Jersey	0.0627532842%
NJ138	Millstone Township, New Jersey	0.0066098909%
NJ139	Millville City, New Jersey	0.2397981412%
NJ140	Monmouth County, New Jersey	4.4617935668%
NJ141	Monroe Township, Gloucester County, New Jersey	0.2271632002%
NJ142	Monroe Township, Middlesex County, New Jersey	0.1024216796%
NJ143	Montclair Township, New Jersey	0.5843666564%
NJ144	Montgomery Township, New Jersey	0.0805666350%
NJ145	Montville Township, New Jersey	0.0902727303%
NJ146	Moorestown Township, New Jersey	0.1000871936%
NJ147	Morris County, New Jersey	2.3575766204%
NJ148	Morris Township, New Jersey	0.1125747053%
NJ149	Morristown, New Jersey	0.2369807115%
NJ150	Mount Laurel Township, New Jersey	0.1725831491%
NJ151	Mount Olive Township, New Jersey	0.1068809023%
NJ152	Neptune Township, New Jersey	0.2450351195%
NJ153	New Brunswick City, New Jersey	1.8327331194%
NJ154	New Milford Borough, New Jersey	0.0368443070%
NJ155	New Providence Borough, New Jersey	0.0258412178%
NJ156	Newark City, New Jersey	1.7760400546%

State ID	Qualifying Subdivision	Consolidated State Allocation
NJ157	North Arlington Borough, New Jersey	0.0408890956%
NJ158	North Bergen Township, New Jersey	0.1110635074%
NJ159	North Brunswick Township, New Jersey	0.1217197343%
NJ160	North Plainfield Borough, New Jersey	0.1454941742%
NJ161	Nutley Township, New Jersey	0.0574061090%
NJ162	Oakland Borough, New Jersey	0.0335231134%
NJ163	Ocean City, New Jersey	0.1910428164%
NJ164	Ocean County, New Jersey	4.9497293624%
NJ165	Ocean Township, Monmouth County, New Jersey	0.1387263032%
NJ166	Old Bridge Township, New Jersey	0.1263966779%
NJ167	Orange City Township, New Jersey	0.5609302630%
NJ168	Palisades Park Borough, New Jersey	0.0366345109%
NJ169	Paramus Borough, New Jersey	0.1129786355%
NJ170	Parsippany-Troy Hills Township, New Jersey	0.2342890939%
NJ171	Passaic City, New Jersey	0.4984612868%
NJ172	Passaic County, New Jersey	2.1805505203%
NJ173	Paterson City, New Jersey	0.9805526614%
NJ174	Pemberton Township, New Jersey	0.1182059071%
NJ175	Pennsauken Township, New Jersey	0.3221185950%
NJ176	Pennsville Township, New Jersey	0.0340920576%
NJ177	Pequannock Township, New Jersey	0.0769477223%
NJ178	Perth Amboy City, New Jersey	0.3436749356%
NJ179	Phillipsburg Town, New Jersey	0.1544595119%
NJ180	Pine Hill Borough, New Jersey	0.0482528270%
NJ181	Piscataway Township, New Jersey	0.1067019613%
NJ182	Plainfield City, New Jersey	0.3012229667%
NJ183	Plainsboro Township, New Jersey	0.0503298743%
NJ184	Pleasantville City, New Jersey	0.1421175070%
NJ185	Point Pleasant Borough, New Jersey	0.1109970141%
NJ186	Pompton Lakes Borough, New Jersey	0.0290573727%
NJ187	Princeton, New Jersey	0.0503970240%
NJ188	Rahway City, New Jersey	0.1444485698%
NJ189	Ramsey Borough, New Jersey	0.0402523452%
NJ190	Randolph Township, New Jersey	0.0853331898%
NJ191	Raritan Township, New Jersey	0.1071670391%
NJ192	Readington Township, New Jersey	0.0850076166%
NJ193	Red Bank Borough, New Jersey	0.1420636747%

State ID	Qualifying Subdivision	Consolidated State Allocation
NJ194	Ridgefield Borough, New Jersey	0.0201153405%
NJ195	Ridgefield Park Village, New Jersey	0.0392827532%
NJ196	Ridgewood Village, New Jersey	0.0849185213%
NJ197	Ringwood Borough, New Jersey	0.0309822545%
NJ198	River Edge Borough, New Jersey	0.0266057498%
NJ199	Robbinsville Township, New Jersey	0.0338593312%
NJ200	Rockaway Township, New Jersey	0.1290497970%
NJ201	Roselle Borough, New Jersey	0.0912325687%
NJ202	Roselle Park Borough, New Jersey	0.0316673040%
NJ203	Roxbury Township, New Jersey	0.1057717120%
NJ204	Rutherford Borough, New Jersey	0.0459830524%
NJ205	Saddle Brook Township, New Jersey	0.0390656888%
NJ206	Salem County, New Jersey	0.9344056735%
NJ207	Sayreville Borough, New Jersey	0.1477057086%
NJ208	Scotch Plains Township, New Jersey	0.0484433504%
NJ209	Secaucus Town, New Jersey	0.0516659295%
NJ210	Somers Point City, New Jersey	0.0439926621%
NJ211	Somerset County, New Jersey	1.4647125488%
NJ212	Somerville Borough, New Jersey	0.0756287358%
NJ213	South Brunswick Township, New Jersey	0.1037777110%
NJ214	South Orange Village Township, New Jersey	0.0488891085%
NJ215	South Plainfield Borough, New Jersey	0.0899775902%
NJ216	South River Borough, New Jersey	0.0421568288%
NJ217	Southampton Township, New Jersey	0.0127996268%
NJ218	Sparta Township, New Jersey	0.1069549921%
NJ219	Springfield Township, Union County, New Jersey	0.0573437423%
NJ220	Stafford Township, New Jersey	0.2155115906%
NJ221	Summit City, New Jersey	0.5428090174%
NJ222	Sussex County, New Jersey	1.2735318221%
NJ223	Teaneck Township, New Jersey	0.1723477966%
NJ224	Tenafly Borough, New Jersey	0.0450713724%
NJ225	Tinton Falls Borough, New Jersey	0.0881640307%
NJ226	Toms River Township, New Jersey	0.5620940829%
NJ227	Totowa Borough, New Jersey	0.0342545863%
NJ228	Trenton City, New Jersey	1.9352906929%
NJ229	Union City, New Jersey	0.9841875644%
NJ230	Union County, New Jersey	1.7400474523%
NJ231	Union Township, Union County, New Jersey	0.2247240506%

State ID	Qualifying Subdivision	Consolidated State Allocation
NJ232	Upper Township, New Jersey	0.0173930552%
NJ233	Vernon Township, New Jersey	0.0783616187%
NJ234	Verona Township, New Jersey	0.0234318917%
NJ235	Vineland City, New Jersey	0.5000169856%
NJ236	Voorhees Township, New Jersey	0.1406021825%
NJ237	Waldwick Borough, New Jersey	0.0421770394%
NJ238	Wall Township, New Jersey	0.1650847899%
NJ239	Wallington Borough, New Jersey	0.0235956865%
NJ240	Wanaque Borough, New Jersey	0.0311245257%
NJ241	Wantage Township, New Jersey	0.0091403397%
NJ242	Warren County, New Jersey	1.0382472049%
NJ243	Warren Township, New Jersey	0.0736326246%
NJ244	Washington Township, Gloucester County, New Jersey	0.2470375143%
NJ245	Washington Township, Morris County, New Jersey	0.0524274135%
NJ246	Waterford Township, New Jersey	0.0648566849%
NJ247	Wayne Township, New Jersey	0.1724444886%
NJ248	Weehawken Township, New Jersey	0.0282451513%
NJ249	West Caldwell Township, New Jersey	0.0246748189%
NJ250	West Deptford Township, New Jersey	0.1402059895%
NJ251	West Milford Township, New Jersey	0.0644752630%
NJ252	West New York Town, New Jersey	0.6157331463%
NJ253	West Orange Township, New Jersey	0.1051193933%
NJ254	West Windsor Township, New Jersey	0.0458605228%
NJ255	Westfield Town, New Jersey	0.0887745684%
NJ256	Westwood Borough, New Jersey	0.0348328152%
NJ257	Willingboro Township, New Jersey	0.2091808026%
NJ258	Winslow Township, New Jersey	0.1817978600%
NJ259	Woodbridge Township, New Jersey	0.3688029685%
NJ260	Woodland Park Borough, New Jersey	0.0292498655%
NJ261	Woolwich Township, New Jersey	0.0599291958%
NJ262	Wyckoff Township, New Jersey	0.0296665036%

State ID	Qualifying Subdivision	Consolidated State Allocation
NY1	Albany City, New York	Allocations in New York will be made in accordance with the New York Agreement.
NY2	Albany County, New York	
NY3	Allegany County, New York	
NY4	Broome County, New York	
NY5	Buffalo City, New York	
NY6	Cattaraugus County, New York	
NY7	Cayuga County, New York	
NY8	Chautauqua County, New York	
NY9	Chemung County, New York	
NY10	Chenango County, New York	
NY11	Clinton County, New York	
NY12	Columbia County, New York	
NY13	Cortland County, New York	
NY14	Delaware County, New York	
NY15	Dutchess County, New York	
NY16	Erie County, New York	
NY17	Essex County, New York	
NY18	Franklin County, New York	
NY19	Fulton County, New York	
NY20	Genesee County, New York	
NY21	Greene County, New York	
NY22	Hamilton County, New York	
NY23	Herkimer County, New York	
NY24	Jefferson County, New York	
NY25	Lewis County, New York	
NY26	Livingston County, New York	
NY27	Madison County, New York	
NY28	Monroe County, New York	
NY29	Montgomery County, New York	
NY30	Nassau County, New York	
NY31	New York City, New York	
NY32	Niagara County, New York	
NY33	Oneida County, New York	
NY34	Onondaga County, New York	
NY35	Ontario County, New York	
NY36	Orange County, New York	
NY37	Orleans County, New York	
NY38	Oswego County, New York	
NY39	Otsego County, New York	
NY40	Putnam County, New York	
NY41	Rensselaer County, New York	
NY42	Rochester City, New York	
NY43	Rockland County, New York	
NY44	Saratoga County, New York	
NY45	Schenectady County, New York	
NY46	Schoharie County, New York	
NY47	Schuyler County, New York	

State ID	Qualifying Subdivision	Consolidated State Allocation
NY48	Seneca County, New York	Allocations in New York will be made in accordance with the New York Agreement.
NY49	St Lawrence County, New York	
NY50	Steuben County, New York	
NY51	Suffolk County, New York	
NY52	Sullivan County, New York	
NY53	Syracuse City, New York	
NY54	Tioga County, New York	
NY55	Tompkins County, New York	
NY56	Ulster County, New York	
NY57	Warren County, New York	
NY58	Washington County, New York	
NY59	Wayne County, New York	
NY60	Westchester County, New York	
NY61	Wyoming County, New York	
NY62	Yates County, New York	
NY63	Yonkers City, New York	
NY64	Geneva City, New York	
NY65	Herkimer Village, New York	
NY66	Lackawanna City, New York	
NY67	Rome City, New York	
NY68	Utica City, New York	
NY69	Plattsburgh City, New York	
NY70	Saratoga Springs City, New York	
NY71	Schenectady City, New York	
NY72	Troy City, New York	
NY73	Amherst Town, New York	
NY74	Amsterdam City, New York	
NY75	Auburn City, New York	
NY76	Cheektowaga Town, New York	
NY77	Ithaca City, New York	
NY78	Lancaster Town, New York	
NY79	Mount Vernon City, New York	
NY80	Ogdensburg City, New York	
NY81	Poughkeepsie City, New York	
NY82	Tonawanda Town, New York	

State ID	Qualifying Subdivision	Consolidated State Allocation
NC1	Alamance County, North Carolina	1.3780289676%
NC2	Alexander County, North Carolina	0.5100078796%
NC3	Alleghany County, North Carolina	0.1490905989%
NC4	Anson County, North Carolina	0.1821929604%
NC5	Ashe County, North Carolina	0.3386391883%
NC6	Asheville City, North Carolina	0.2358147243%
NC7	Avery County, North Carolina	0.2659967669%
NC8	Beaufort County, North Carolina	0.4778884349%
NC9	Bertie County, North Carolina	0.1394685751%
NC10	Bladen County, North Carolina	0.4292178095%
NC11	Brunswick County, North Carolina	2.1132385076%
NC12	Buncombe County, North Carolina	2.5115878573%
NC13	Burke County, North Carolina	2.0901968270%
NC14	Cabarrus County, North Carolina	1.6695734466%
NC15	Caldwell County, North Carolina	1.2763011462%
NC16	Camden County, North Carolina	0.0730364004%
NC17	Canton Town, North Carolina	0.0114538232%
NC18	Carteret County, North Carolina	1.1284655939%
NC19	Cary Town, North Carolina	0.1441516454%
NC20	Caswell County, North Carolina	0.1729202375%
NC21	Catawba County, North Carolina	2.0726952227%
NC22	Charlotte City, North Carolina	1.2474838144%
NC23	Chatham County, North Carolina	0.4498143831%
NC24	Cherokee County, North Carolina	0.7827591529%
NC25	Chowan County, North Carolina	0.1137055961%
NC26	Clay County, North Carolina	0.2244299489%
NC27	Cleveland County, North Carolina	1.1199280277%
NC28	Columbus County, North Carolina	1.2209369390%
NC29	Concord City, North Carolina	0.2274558703%
NC30	Craven County, North Carolina	1.3368601902%
NC31	Cumberland County, North Carolina	2.6372996596%
NC32	Currituck County, North Carolina	0.1867785513%
NC33	Dare County, North Carolina	0.5331267313%
NC34	Davidson County, North Carolina	1.9402695304%
NC35	Davie County, North Carolina	0.5131475269%
NC36	Duplin County, North Carolina	0.3827851474%
NC37	Durham City, North Carolina	0.3804050267%
NC38	Durham County, North Carolina	1.7979943624%
NC39	Edgecombe County, North Carolina	0.4171019390%
NC40	Fayetteville City, North Carolina	0.3097690552%
NC41	Forsyth County, North Carolina	3.0684508095%
NC42	Franklin County, North Carolina	0.5005036433%
NC43	Gaston County, North Carolina	3.0981738869%
NC44	Gastonia City, North Carolina	0.2577638238%
NC45	Gates County, North Carolina	0.0795675166%

State ID	Qualifying Subdivision	Consolidated State Allocation
NC46	Graham County, North Carolina	0.1834845617%
NC47	Granville County, North Carolina	0.5901034093%
NC48	Greene County, North Carolina	0.1232748186%
NC49	Greensboro City, North Carolina	0.5273916964%
NC50	Greenville City, North Carolina	0.1626564747%
NC51	Guilford County, North Carolina	3.3750152311%
NC52	Halifax County, North Carolina	0.4531611740%
NC53	Harnett County, North Carolina	0.9889807722%
NC54	Haywood County, North Carolina	0.8033151101%
NC55	Henderson City, North Carolina	0.0322534788%
NC56	Henderson County, North Carolina	1.3815950870%
NC57	Hertford County, North Carolina	0.2068430501%
NC58	Hickory City, North Carolina	0.0948758357%
NC59	High Point City, North Carolina	0.2064287629%
NC60	Hoke County, North Carolina	0.3324858046%
NC61	Hyde County, North Carolina	0.0272373541%
NC62	Iredell County, North Carolina	2.1159313745%
NC63	Jackson County, North Carolina	0.5077577313%
NC64	Jacksonville City, North Carolina	0.0950098698%
NC65	Johnston County, North Carolina	1.2508874682%
NC66	Jones County, North Carolina	0.0879669870%
NC67	Lee County, North Carolina	0.6531156836%
NC68	Lenoir County, North Carolina	0.6042825926%
NC69	Lincoln County, North Carolina	0.9268336271%
NC70	Macon County, North Carolina	0.2377764961%
NC71	Madison County, North Carolina	0.2328822206%
NC72	Martin County, North Carolina	0.5875445765%
NC73	McDowell County, North Carolina	0.4667676661%
NC74	Mecklenburg County, North Carolina	5.0383012599%
NC75	Mitchell County, North Carolina	0.3093141516%
NC76	Montgomery County, North Carolina	0.2260505430%
NC77	Moore County, North Carolina	0.9717391128%
NC78	Nash County, North Carolina	0.8456536396%
NC79	New Hanover County, North Carolina	2.8972648920%
NC80	Northampton County, North Carolina	0.1209962389%
NC81	Onslow County, North Carolina	1.6440013647%
NC82	Orange County, North Carolina	1.0558394190%
NC83	Pamlico County, North Carolina	0.1199361510%
NC84	Pasquotank County, North Carolina	0.3748162108%
NC85	Pender County, North Carolina	0.5857493319%
NC86	Perquimans County, North Carolina	0.1118331803%
NC87	Person County, North Carolina	0.4030242967%



State ID	Qualifying Subdivision	Consolidated State Allocation
NC88	Pitt County, North Carolina	1.3690080664%
NC89	Polk County, North Carolina	0.2661429860%
NC90	Raleigh City, North Carolina	0.5667246127%
NC91	Randolph County, North Carolina	1.5254339862%
NC92	Richmond County, North Carolina	0.7491328400%
NC93	Robeson County, North Carolina	1.3597353436%
NC94	Rockingham County, North Carolina	1.3653688375%
NC95	Rowan County, North Carolina	2.3352192879%
NC96	Rutherford County, North Carolina	0.9289416180%
NC97	Sampson County, North Carolina	0.6195137405%
NC98	Scotland County, North Carolina	0.4491482742%
NC99	Stanly County, North Carolina	0.7249742086%
NC100	Stokes County, North Carolina	0.6239531124%
NC101	Surry County, North Carolina	1.4108267061%
NC102	Swain County, North Carolina	0.2811629286%
NC103	Transylvania County, North Carolina	0.4975955095%
NC104	Tyrrell County, North Carolina	0.0414409072%
NC105	Union County, North Carolina	1.4667026799%
NC106	Vance County, North Carolina	0.5362582553%
NC107	Wake County, North Carolina	4.9024556672%
NC108	Warren County, North Carolina	0.1063905835%
NC109	Washington County, North Carolina	0.0747707205%
NC110	Watauga County, North Carolina	0.4696757999%
NC111	Wayne County, North Carolina	0.9706993331%
NC112	Wilkes County, North Carolina	1.9971771606%
NC113	Wilmington City, North Carolina	0.1194974940%
NC114	Wilson County, North Carolina	0.6464708415%
NC115	Winston-Salem City, North Carolina	0.4944599238%
NC116	Yadkin County, North Carolina	0.5621471451%
NC117	Yancey County, North Carolina	0.3821149769%

State ID	Qualifying Subdivision	Consolidated State Allocation
ND1	Adams County, North Dakota	0.3266859369%
ND2	Barnes County, North Dakota	1.1596409120%
ND3	Benson County, North Dakota	0.8243618844%
ND4	Billings County, North Dakota	0.0531198558%
ND5	Bismarck City, North Dakota	7.8720018475%
ND6	Bottineau County, North Dakota	0.6564106964%
ND7	Bowman County, North Dakota	0.3537618912%
ND8	Burke County, North Dakota	0.1340272238%
ND9	Burleigh County, North Dakota	5.9258321732%
ND10	Cass County, North Dakota	9.2593207065%
ND11	Cavalier County, North Dakota	0.4775832577%
ND12	Devils Lake City, North Dakota	0.3622623619%
ND13	Dickey County, North Dakota	0.6064663883%
ND14	Dickinson City, North Dakota	1.0573324109%
ND15	Divide County, North Dakota	0.1925705034%
ND16	Dunn County, North Dakota	0.5017615248%
ND17	Eddy County, North Dakota	0.2227970127%
ND18	Emmons County, North Dakota	0.7218887252%
ND19	Fargo City, North Dakota	12.8639966005%
ND20	Foster County, North Dakota	0.3938546507%
ND21	Golden Valley County, North Dakota	0.2278631874%
ND22	Grand Forks City, North Dakota	7.1999971538%
ND23	Grand Forks County, North Dakota	5.4639296523%
ND24	Grant County, North Dakota	0.2093626818%
ND25	Griggs County, North Dakota	0.2073426807%
ND26	Hettinger County, North Dakota	0.2096684753%
ND27	Jamestown City, North Dakota	0.7024664288%
ND28	Kidder County, North Dakota	0.3074782839%
ND29	La Moure County, North Dakota	0.3036088203%
ND30	Lisbon City, North Dakota	0.1372424658%
ND31	Logan County, North Dakota	0.1641331799%
ND32	Mandan City, North Dakota	1.1262932510%
ND33	McHenry County, North Dakota	0.3973374621%
ND34	McIntosh County, North Dakota	0.2870077627%
ND35	McKenzie County, North Dakota	1.2312553926%
ND36	McLean County, North Dakota	1.1384661837%
ND37	Mercer County, North Dakota	1.1241071216%
ND38	Minot City, North Dakota	2.8909627339%
ND39	Morton County, North Dakota	2.6703636118%
ND40	Mountrail County, North Dakota	1.1142893867%
ND41	Nelson County, North Dakota	0.4740975060%
ND42	Oliver County, North Dakota	0.2228234756%
ND43	Pembina County, North Dakota	1.2530005434%
ND44	Pierce County, North Dakota	0.7284574044%
ND45	Ramsey County, North Dakota	1.2734343106%
ND46	Ransom County, North Dakota	0.6183673413%
ND47	Renville County, North Dakota	0.2860845016%

<b>State ID</b>	<b>Qualifying Subdivision</b>	<b>Consolidated State Allocation</b>
ND48	Richland County, North Dakota	2.4309493698%
ND49	Rolette County, North Dakota	1.8198034592%
ND50	Sargent County, North Dakota	0.5773674924%
ND51	Sheridan County, North Dakota	0.0895886685%
ND52	Sioux County, North Dakota	0.6666209643%
ND53	Slope County, North Dakota	0.0470907257%
ND54	Stark County, North Dakota	3.3526741338%
ND55	Steele County, North Dakota	0.2434939387%
ND56	Stutsman County, North Dakota	1.9758860377%
ND57	Towner County, North Dakota	0.1807489391%
ND58	Traill County, North Dakota	1.0587643476%
ND59	Walsh County, North Dakota	2.0521094729%
ND60	Ward County, North Dakota	3.4849842097%
ND61	Wells County, North Dakota	0.4346604383%
ND62	West Fargo City, North Dakota	1.8417059171%
ND63	Williams County, North Dakota	2.3067369406%
ND64	Williston City, North Dakota	1.5016973817%

State ID	Qualifying Subdivision	Consolidated State Allocation
OH1	Aberdeen Village, Ohio	0.0087437716%
OH2	Ada Village, Ohio	0.0077636351%
OH3	Adams County, Ohio	0.3473544585%
OH4	Adams Township, Champaign County, Ohio	0.0001374611%
OH5	Adams Township, Clinton County, Ohio	0.0003122525%
OH6	Adams Township, Darke County, Ohio	0.0016731027%
OH7	Adams Township, Monroe County, Ohio	0.0000311703%
OH8	Adams Township, Muskingum County, Ohio	0.0001003092%
OH9	Adams Township, Seneca County, Ohio	0.0003810303%
OH10	Adams Township, Washington County, Ohio	0.0001169753%
OH11	Adamsville Village, Ohio	0.0000910884%
OH12	Addyston Village, Ohio	0.0025217854%
OH13	Adelphi Village, Ohio	0.0020068066%
OH14	Adena Village, Ohio	0.0003568983%
OH15	Aid Township, Ohio	0.0003303244%
OH16	Akron City, Ohio	0.8812077621%
OH17	Albany Village, Ohio	0.0019488925%
OH18	Alexander Township, Ohio	0.0001250626%
OH19	Alexandria Village, Ohio	0.0005560173%
OH20	Alger Village, Ohio	0.0005166462%
OH21	Allen County, Ohio	0.4092999560%
OH22	Allen Township, Darke County, Ohio	0.0006643202%
OH23	Allen Township, Hancock County, Ohio	0.0005903230%
OH24	Allen Township, Ottawa County, Ohio	0.0005976710%
OH25	Allen Township, Union County, Ohio	0.0028518922%
OH26	Alliance City, Ohio	0.0889490116%
OH27	Amanda Township, Fairfield County, Ohio	0.0018577114%
OH28	Amanda Township, Hancock County, Ohio	0.0001616361%
OH29	Amanda Village, Ohio	0.0005782400%
OH30	Amberley Village, Ohio	0.0192140009%
OH31	Amboy Township, Ohio	0.0017244001%
OH32	Amelia Village, Ohio	0.0138770427%
OH33	American Township, Ohio	0.0193901533%
OH34	Ames Township, Ohio	0.0004272973%
OH35	Amesville Village, Ohio	0.0000937970%
OH36	Amherst City, Ohio	0.0344767089%

State ID	Qualifying Subdivision	Consolidated State Allocation
OH37	Amherst Township, Ohio	0.0134400730%
OH38	Amsterdam Village, Ohio	0.0003984552%
OH39	Anderson Township, Ohio	0.0760877775%
OH40	Andover Township, Ohio	0.0010566751%
OH41	Andover Village, Ohio	0.0040505880%
OH42	Anna Village, Ohio	0.0028751504%
OH43	Ansonia Village, Ohio	0.0014885693%
OH44	Antioch Village, Ohio	0.0000311703%
OH45	Antwerp Village, Ohio	0.0009282725%
OH46	Apple Creek Village, Ohio	0.0004832518%
OH47	Aquilla Village, Ohio	0.0000095709%
OH48	Arcadia Village, Ohio	0.0000210830%
OH49	Arcanum Village, Ohio	0.0034200188%
OH50	Archbold Village, Ohio	0.0168893369%
OH51	Arlington Heights Village, Ohio	0.0024048815%
OH52	Arlington Village, Ohio	0.0017280808%
OH53	Ashland City, Ohio	0.0677959091%
OH54	Ashland County, Ohio	0.2064379332%
OH55	Ashley Village, Ohio	0.0012125812%
OH56	Ashtabula City, Ohio	0.0931048204%
OH57	Ashtabula County, Ohio	0.7429130666%
OH58	Ashtabula Township, Ohio	0.0174821031%
OH59	Ashville Village, Ohio	0.0024582550%
OH60	Athalia Village, Ohio	0.0000173855%
OH61	Athens City, Ohio	0.0700871751%
OH62	Athens County, Ohio	0.4584170235%
OH63	Athens Township, Athens County, Ohio	0.0025846274%
OH64	Athens Township, Harrison County, Ohio	0.0003148983%
OH65	Attica Village, Ohio	0.0007921419%
OH66	Atwater Township, Ohio	0.0004753019%
OH67	Auburn Township, Crawford County, Ohio	0.0007613308%
OH68	Auburn Township, Geauga County, Ohio	0.0067953249%
OH69	Auburn Township, Tuscarawas County, Ohio	0.0000098536%
OH70	Auglaize County, Ohio	0.1648586210%
OH71	Auglaize Township, Allen County, Ohio	0.0010226874%
OH72	Auglaize Township, Paulding County, Ohio	0.0000730923%
OH73	Augusta Township, Ohio	0.0004684152%
OH74	Aurelius Township, Ohio	0.0000083554%
OH75	Aurora City, Ohio	0.0294524674%
OH76	Austinburg Township, Ohio	0.0004813742%
OH77	Austintown Township, Ohio	0.0890063352%
OH78	Avon City, Ohio	0.0729757005%

State ID	Qualifying Subdivision	Consolidated State Allocation
OH79	Avon Lake City, Ohio	0.0663140992%
OH80	Bailey Lakes Village, Ohio	0.0000813388%
OH81	Bainbridge Township, Ohio	0.0406379571%
OH82	Bainbridge Village, Ohio	0.0022724133%
OH83	Bairdstown Village, Ohio	0.0000612234%
OH84	Ballville Township, Ohio	0.0021521086%
OH85	Baltic Village, Ohio	0.0009410120%
OH86	Baltimore Village, Ohio	0.0031532207%
OH87	Barberton City, Ohio	0.1164193916%
OH88	Barlow Township, Ohio	0.0003258598%
OH89	Barnesville Village, Ohio	0.0106861443%
OH90	Barnhill Village, Ohio	0.0006601909%
OH91	Bartlow Township, Ohio	0.0001082864%
OH92	Batavia Township, Ohio	0.0000517157%
OH93	Batavia Village, Ohio	0.0047750818%
OH94	Batesville Village, Ohio	0.0000517432%
OH95	Bath Township, Allen County, Ohio	0.0088564730%
OH96	Bath Township, Greene County, Ohio	0.0001754181%
OH97	Bath Township, Summit County, Ohio	0.0489522386%
OH98	Baughman Township, Ohio	0.0001353105%
OH99	Bay Township, Ohio	0.0000549583%
OH100	Bay View Village, Ohio	0.0012986334%
OH101	Bay Village City, Ohio	0.0295102794%
OH102	Bazetta Township, Ohio	0.0331455317%
OH103	Beach City Village, Ohio	0.0006531299%
OH104	Beachwood City, Ohio	0.0573216138%
OH105	Beallsville Village, Ohio	0.0001580913%
OH106	Bearfield Township, Ohio	0.0005486478%
OH107	Beaver Township, Mahoning County, Ohio	0.0148139167%
OH108	Beaver Township, Pike County, Ohio	0.0003380168%
OH109	Beaver Village, Ohio	0.0001859093%
OH110	Beavercreek City, Ohio	0.0843658046%
OH111	Beavercreek Township, Ohio	0.1348759090%
OH112	Beaverdam Village, Ohio	0.0000749971%
OH113	Bedford City, Ohio	0.0429793572%
OH114	Bedford Heights City, Ohio	0.0386687782%
OH115	Bedford Township, Ohio	0.0000306151%
OH116	Bellaire Village, Ohio	0.0010264323%
OH117	Bellbrook City, Ohio	0.0237949542%
OH118	Belle Center Village, Ohio	0.0005231767%
OH119	Belle Valley Village, Ohio	0.0001073626%
OH120	Bellefontaine City, Ohio	0.0729400123%
OH121	Bellevue City, Ohio	0.0299834456%
OH122	Bellville Village, Ohio	0.0011239941%

State ID	Qualifying Subdivision	Consolidated State Allocation
OH123	Belmont County, Ohio	0.4904799617%
OH124	Belmont Village, Ohio	0.0011248573%
OH125	Belmore Village, Ohio	0.0002483511%
OH126	Beloit Village, Ohio	0.0037587550%
OH127	Belpre City, Ohio	0.0099429019%
OH128	Belpre Township, Ohio	0.0009358025%
OH129	Bennington Township, Licking County, Ohio	0.0005560173%
OH130	Bennington Township, Morrow County, Ohio	0.0001476031%
OH131	Bentleyville Village, Ohio	0.0019992236%
OH132	Benton Ridge Village, Ohio	0.0000914068%
OH133	Benton Township, Hocking County, Ohio	0.0001089904%
OH134	Benton Township, Ottawa County, Ohio	0.0007968947%
OH135	Benton Township, Paulding County, Ohio	0.0002485139%
OH136	Benton Township, Pike County, Ohio	0.0003718185%
OH137	Berea City, Ohio	0.0293403849%
OH138	Bergholz Village, Ohio	0.0002390731%
OH139	Berkey Village, Ohio	0.0003639406%
OH140	Berkshire Township, Ohio	0.0000742397%
OH141	Berlin Heights Village, Ohio	0.0009142379%
OH142	Berlin Township, Delaware County, Ohio	0.0000164977%
OH143	Berlin Township, Erie County, Ohio	0.0001350579%
OH144	Berlin Township, Holmes County, Ohio	0.0000814306%
OH145	Berlin Township, Mahoning County, Ohio	0.0014985886%
OH146	Bern Township, Ohio	0.0001354845%
OH147	Berne Township, Ohio	0.0001629571%
OH148	Bethel Township, Clark County, Ohio	0.0138134025%
OH149	Bethel Township, Monroe County, Ohio	0.0000498724%
OH150	Bethel Village, Ohio	0.0057576798%
OH151	Bethesda Village, Ohio	0.0006889751%
OH152	Bethlehem Township, Coshocton County, Ohio	0.0000765378%
OH153	Bethlehem Township, Stark County, Ohio	0.0015140738%
OH154	Bettsville Village, Ohio	0.0009525757%
OH155	Beverly Village, Ohio	0.0019551589%
OH156	Bexley City, Ohio	0.0458668476%
OH157	Big Island Township, Ohio	0.0005578783%

State ID	Qualifying Subdivision	Consolidated State Allocation
OH158	Black Creek Township, Ohio	0.0001534027%
OH159	Blakeslee Village, Ohio	0.0000628635%
OH160	Blanchard Township, Hancock County, Ohio	0.0001475808%
OH161	Blanchard Township, Putnam County, Ohio	0.0006457128%
OH162	Blanchester Village, Ohio	0.0114641267%
OH163	Blendon Township, Ohio	0.0282639366%
OH164	Bloom Township, Fairfield County, Ohio	0.0118551321%
OH165	Bloom Township, Morgan County, Ohio	0.0001713719%
OH166	Bloom Township, Scioto County, Ohio	0.0000852977%
OH167	Bloom Township, Seneca County, Ohio	0.0009926842%
OH168	Bloomdale Village, Ohio	0.0005693772%
OH169	Bloomfield Township, Jackson County, Ohio	0.0013260530%
OH170	Bloomfield Township, Logan County, Ohio	0.0000099754%
OH171	Bloomington Village, Ohio	0.0002078369%
OH172	Bloomington Village, Ohio	0.0002231349%
OH173	Bloomington Township, Ohio	0.0001784118%
OH174	Bloomville Village, Ohio	0.0004411930%
OH175	Blue Ash City, Ohio	0.0851895858%
OH176	Blue Creek Township, Ohio	0.0000767469%
OH177	Blue Rock Township, Ohio	0.0001103402%
OH178	Bluffton Village, Ohio	0.0052836661%
OH179	Boardman Township, Ohio	0.1408673271%
OH180	Bokescreek Township, Ohio	0.0013367015%
OH181	Bolivar Village, Ohio	0.0004434118%
OH182	Boston Heights Village, Ohio	0.0077201699%
OH183	Boston Township, Ohio	0.0003662503%
OH184	Botkins Village, Ohio	0.0019522626%
OH185	Bowerston Village, Ohio	0.0000572542%
OH186	Bowersville Village, Ohio	0.0000916319%
OH187	Bowling Green City, Ohio	0.0752741164%
OH188	Bowling Green Township, Ohio	0.0000370678%
OH189	Braceville Township, Ohio	0.0037680877%
OH190	Bradford Village, Ohio	0.0028661348%
OH191	Bradner Village, Ohio	0.0009183503%
OH192	Brady Lake Village, Ohio	0.0002559318%
OH193	Brady Township, Ohio	0.0005029083%
OH194	Bratenahl Village, Ohio	0.0051323943%
OH195	Bratton Township, Ohio	0.0000790580%
OH196	Brecksville City, Ohio	0.0241013127%
OH197	Bremen Village, Ohio	0.0006844200%
OH198	Brewster Village, Ohio	0.0058880648%



State ID	Qualifying Subdivision	Consolidated State Allocation
OH199	Brice Village, Ohio	0.0005574892%
OH200	Bridgeport Village, Ohio	0.0050477971%
OH201	Bridgewater Township, Ohio	0.0004164709%
OH202	Brighton Township, Ohio	0.0000194784%
OH203	Brimfield Township, Ohio	0.0111960000%
OH204	Bristol Township, Morgan County, Ohio	0.0001285289%
OH205	Bristol Township, Trumbull County, Ohio	0.0252513027%
OH206	Broadview Heights City, Ohio	0.0226789401%
OH207	Bronson Township, Ohio	0.0009334281%
OH208	Brook Park City, Ohio	0.0389572037%
OH209	Brookfield Township, Noble County, Ohio	0.0000517432%
OH210	Brookfield Township, Trumbull County, Ohio	0.0346459468%
OH211	Brooklyn City, Ohio	0.0212407634%
OH212	Brooklyn Heights Village, Ohio	0.0100909430%
OH213	Brookside Village, Ohio	0.0001124857%
OH214	Brookville City, Ohio	0.0216648650%
OH215	Broughton Village, Ohio	0.0000073092%
OH216	Brown County, Ohio	0.4653422837%
OH217	Brown Township, Carroll County, Ohio	0.0009477238%
OH218	Brown Township, Darke County, Ohio	0.0007873425%
OH219	Brown Township, Delaware County, Ohio	0.0000082489%
OH220	Brown Township, Franklin County, Ohio	0.0003894787%
OH221	Brown Township, Knox County, Ohio	0.0039027192%
OH222	Brown Township, Miami County, Ohio	0.0006132702%
OH223	Brown Township, Paulding County, Ohio	0.0001315662%
OH224	Brown Township, Vinton County, Ohio	0.0000390135%
OH225	Brunswick City, Ohio	0.1197413086%
OH226	Brunswick Hills Township, Ohio	0.0200631640%
OH227	Brush Creek Township, Jefferson County, Ohio	0.0001275057%
OH228	Brush Creek Township, Scioto County, Ohio	0.0011088700%
OH229	Brushcreek Township, Ohio	0.0059850824%
OH230	Bryan City, Ohio	0.0285400457%
OH231	Buchtel Village, Ohio	0.0001849243%
OH232	Buckeye Lake Village, Ohio	0.0040562680%
OH233	Buckland Village, Ohio	0.0001068314%

State ID	Qualifying Subdivision	Consolidated State Allocation
OH234	Bucks Township, Ohio	0.0002857543%
OH235	Bucyrus City, Ohio	0.0467130847%
OH236	Bucyrus Township, Ohio	0.0002175231%
OH237	Buffalo Township, Ohio	0.0000689910%
OH238	Burbank Village, Ohio	0.0001559017%
OH239	Burgoon Village, Ohio	0.0001532454%
OH240	Burkettsville Village, Ohio	0.0000203512%
OH241	Burlington Township, Ohio	0.0012973736%
OH242	Burton Township, Ohio	0.0022682986%
OH243	Burton Village, Ohio	0.0036177927%
OH244	Butler County, Ohio	2.6887406714%
OH245	Butler Township, Columbiana County, Ohio	0.0017704304%
OH246	Butler Township, Darke County, Ohio	0.0006643202%
OH247	Butler Township, Mercer County, Ohio	0.0021025197%
OH248	Butler Township, Montgomery County, Ohio	0.0308007959%
OH249	Butler Township, Richland County, Ohio	0.0003925059%
OH250	Butler Village, Ohio	0.0004817118%
OH251	Butler Village, Ohio	0.0001866800%
OH252	Byesville Village, Ohio	0.0018493145%
OH253	Byrd Township, Ohio	0.0018293707%
OH254	Cadiz Township, Ohio	0.0013359320%
OH255	Cadiz Village, Ohio	0.0042081859%
OH256	Caesarscreek Township, Ohio	0.0004643421%
OH257	Cairo Village, Ohio	0.0000409075%
OH258	Caldwell Village, Ohio	0.0017937650%
OH259	Caledonia Village, Ohio	0.0007098142%
OH260	Cambridge City, Ohio	0.0668200845%
OH261	Cambridge Township, Ohio	0.0000951853%
OH262	Camden Township, Ohio	0.0003116539%
OH263	Camden Village, Ohio	0.0031099397%
OH264	Camp Creek Township, Ohio	0.0001943597%
OH265	Campbell City, Ohio	0.0206854359%
OH266	Canaan Township, Morrow County, Ohio	0.0000885618%
OH267	Canaan Township, Wayne County, Ohio	0.0002435589%
OH268	Canal Fulton City, Ohio	0.0143391696%
OH269	Canal Winchester City, Ohio	0.0017001990%
OH270	Canfield City, Ohio	0.0340253310%
OH271	Canfield Township, Ohio	0.0024198521%
OH272	Canton City, Ohio	0.4906093929%
OH273	Canton Township, Ohio	0.0238293446%
OH274	Cardington Village, Ohio	0.0026450469%
OH275	Carey Village, Ohio	0.0048237347%

State ID	Qualifying Subdivision	Consolidated State Allocation
OH276	Carlisle Township, Ohio	0.0046455904%
OH277	Carlisle Village, Ohio	0.0081658806%
OH278	Carroll County, Ohio	0.1274960868%
OH279	Carroll Township, Ohio	0.0031394902%
OH280	Carroll Village, Ohio	0.0008718207%
OH281	Carrollton Village, Ohio	0.0061329714%
OH282	Carryall Township, Ohio	0.0000511646%
OH283	Carthage Township, Ohio	0.0002397033%
OH284	Cass Township, Muskingum County, Ohio	0.0002006185%
OH285	Cass Township, Richland County, Ohio	0.0007850118%
OH286	Casstown Village, Ohio	0.0005337723%
OH287	Castalia Village, Ohio	0.0011427974%
OH288	Castine Village, Ohio	0.0005289957%
OH289	Catawba Island Township, Ohio	0.0060247984%
OH290	Catawba Village, Ohio	0.0002313575%
OH291	Cecil Village, Ohio	0.0000109638%
OH292	Cedarville Township, Ohio	0.0036837809%
OH293	Cedarville Village, Ohio	0.0036321873%
OH294	Celina City, Ohio	0.0165674940%
OH295	Center Township, Carroll County, Ohio	0.0001634007%
OH296	Center Township, Columbiana County, Ohio	0.0003327877%
OH297	Center Township, Guernsey County, Ohio	0.0001903706%
OH298	Center Township, Mercer County, Ohio	0.0004241134%
OH299	Center Township, Monroe County, Ohio	0.0005361288%
OH300	Center Township, Morgan County, Ohio	0.0000535537%
OH301	Center Township, Noble County, Ohio	0.0001724774%
OH302	Center Township, Williams County, Ohio	0.0005107662%
OH303	Center Township, Wood County, Ohio	0.0002510158%
OH304	Centerburg Village, Ohio	0.0041342364%
OH305	Centerville City, Ohio	0.0591550598%
OH306	Centerville Village, Ohio	0.0005060807%
OH307	Cessna Township, Ohio	0.0001110677%
OH308	Chagrin Falls Township, Ohio	0.0000039510%
OH309	Chagrin Falls Village, Ohio	0.0125168784%
OH310	Champaign County, Ohio	0.2269483026%
OH311	Champion Township, Ohio	0.0283714840%
OH312	Chardon City, Ohio	0.0479405386%
OH313	Chardon Township, Ohio	0.0039336317%

State ID	Qualifying Subdivision	Consolidated State Allocation
OH314	Charlestown Township, Ohio	0.0000121872%
OH315	Chatfield Township, Ohio	0.0008265878%
OH316	Chatfield Village, Ohio	0.0000870092%
OH317	Chatham Township, Ohio	0.0003778818%
OH318	Chauncey Village, Ohio	0.0000833751%
OH319	Cherry Fork Village, Ohio	0.0004264208%
OH320	Cherry Valley Township, Ohio	0.0004696334%
OH321	Chesapeake Village, Ohio	0.0021905725%
OH322	Cheshire Township, Ohio	0.0010496489%
OH323	Cheshire Village, Ohio	0.0001686936%
OH324	Chester Township, Clinton County, Ohio	0.0019181224%
OH325	Chester Township, Geauga County, Ohio	0.0252766944%
OH326	Chester Township, Morrow County, Ohio	0.0005136587%
OH327	Chester Township, Wayne County, Ohio	0.0004213956%
OH328	Chesterhill Village, Ohio	0.0000958805%
OH329	Chesterville Village, Ohio	0.0000531371%
OH330	Cheviot City, Ohio	0.0177109500%
OH331	Chickasaw Village, Ohio	0.0003251707%
OH332	Chillicothe City, Ohio	0.3116747707%
OH333	Chilo Village, Ohio	0.0001537865%
OH334	Chippewa Lake Village, Ohio	0.0005077787%
OH335	Chippewa Township, Ohio	0.0025863636%
OH336	Christiansburg Village, Ohio	0.0002537744%
OH337	Cincinnati City, Ohio	1.9225774768%
OH338	Circleville City, Ohio	0.3452050773%
OH339	Circleville Township, Ohio	0.0006412839%
OH340	Claibourne Township, Ohio	0.0000211028%
OH341	Claridon Township, Ohio	0.0025745668%
OH342	Clarington Village, Ohio	0.0000498724%
OH343	Clark County, Ohio	1.2151983585%
OH344	Clark Township, Brown County, Ohio	0.0053640868%
OH345	Clark Township, Clinton County, Ohio	0.0010928837%
OH346	Clarksburg Village, Ohio	0.0000295119%
OH347	Clarksfield Township, Ohio	0.0007412517%
OH348	Clarksville Village, Ohio	0.0004237712%
OH349	Clay Center Village, Ohio	0.0000618280%
OH350	Clay Township, Auglaize County, Ohio	0.0004451307%
OH351	Clay Township, Highland County, Ohio	0.0003613635%
OH352	Clay Township, Montgomery County, Ohio	0.0058148642%

State ID	Qualifying Subdivision	Consolidated State Allocation
OH353	Clay Township, Muskingum County, Ohio	0.0004012369%
OH354	Clay Township, Ottawa County, Ohio	0.0026311263%
OH355	Clay Township, Scioto County, Ohio	0.0064826249%
OH356	Clay Township, Tuscarawas County, Ohio	0.0000492680%
OH357	Clayton City, Ohio	0.0375148659%
OH358	Clayton Township, Ohio	0.0004303120%
OH359	Clear Creek Township, Ohio	0.0874295648%
OH360	Clearcreek Township, Ohio	0.0010918129%
OH361	Clermont County, Ohio	1.9148422650%
OH362	Cleveland City, Ohio	1.8006406770%
OH363	Cleveland Heights City, Ohio	0.0861404621%
OH364	Cleves Village, Ohio	0.0031981583%
OH365	Clifton Village, Ohio	0.0002996729%
OH366	Clinton County, Ohio	0.4003299792%
OH367	Clinton Township, Franklin County, Ohio	0.0107832149%
OH368	Clinton Township, Fulton County, Ohio	0.0006481787%
OH369	Clinton Township, Seneca County, Ohio	0.0007420064%
OH370	Clinton Township, Shelby County, Ohio	0.0005501831%
OH371	Clinton Township, Vinton County, Ohio	0.0002860993%
OH372	Clinton Township, Wayne County, Ohio	0.0001933007%
OH373	Clinton Village, Ohio	0.0011373034%
OH374	Cloverdale Village, Ohio	0.0001986809%
OH375	Clyde City, Ohio	0.0219912947%
OH376	Coal Grove Village, Ohio	0.0050070228%
OH377	Coal Township, Jackson County, Ohio	0.0004972699%
OH378	Coal Township, Perry County, Ohio	0.0003550074%
OH379	Coalton Village, Ohio	0.0024310971%
OH380	Coitsville Township, Ohio	0.0048028536%
OH381	Coldwater Village, Ohio	0.0054593322%
OH382	Colerain Township, Belmont County, Ohio	0.0006046108%
OH383	Colerain Township, Hamilton County, Ohio	0.1398087860%
OH384	College Corner Village, Ohio	0.0022611881%
OH385	College Township, Ohio	0.0028608916%
OH386	Columbia Township, Hamilton County, Ohio	0.0091268592%

State ID	Qualifying Subdivision	Consolidated State Allocation
OH387	Columbia Township, Lorain County, Ohio	0.0044508068%
OH388	Columbia Township, Meigs County, Ohio	0.0000676625%
OH389	Columbiana City, Ohio	0.0212455929%
OH390	Columbiana County, Ohio	0.6832396894%
OH391	Columbus City, Ohio	4.0358741733%
OH392	Columbus Grove Village, Ohio	0.0013907661%
OH393	Commercial Point Village, Ohio	0.0008841945%
OH394	Concord Township, Delaware County, Ohio	0.0132064120%
OH395	Concord Township, Fayette County, Ohio	0.0003201811%
OH396	Concord Township, Highland County, Ohio	0.0000677557%
OH397	Concord Township, Lake County, Ohio	0.0329119594%
OH398	Concord Township, Miami County, Ohio	0.0048266640%
OH399	Concord Township, Ross County, Ohio	0.0034233759%
OH400	Conesville Village, Ohio	0.0001949904%
OH401	Congress Township, Morrow County, Ohio	0.0000354247%
OH402	Congress Township, Wayne County, Ohio	0.0000386601%
OH403	Congress Village, Ohio	0.0001394121%
OH404	Conneaut City, Ohio	0.0500864015%
OH405	Continental Village, Ohio	0.0013742094%
OH406	Convoy Village, Ohio	0.0015735393%
OH407	Coolville Village, Ohio	0.0002918128%
OH408	Copley Township, Ohio	0.0644889601%
OH409	Corning Village, Ohio	0.0010865378%
OH410	Cortland City, Ohio	0.0349699000%
OH411	Corwin Village, Ohio	0.0004993129%
OH412	Coshocton City, Ohio	0.0177337984%
OH413	Coshocton County, Ohio	0.1889793769%
OH414	Coventry Township, Ohio	0.0112670146%
OH415	Covington Village, Ohio	0.0077226624%
OH416	Craig Beach Village, Ohio	0.0004176394%
OH417	Cranberry Township, Ohio	0.0001631423%
OH418	Crane Township, Paulding County, Ohio	0.0001169477%
OH419	Crane Township, Wyandot County, Ohio	0.0005667045%
OH420	Crawford County, Ohio	0.2595376809%
OH421	Crawford Township, Coshocton County, Ohio	0.0002372670%

State ID	Qualifying Subdivision	Consolidated State Allocation
OH422	Crawford Township, Wyandot County, Ohio	0.0001079437%
OH423	Crestline Village, Ohio	0.0166501207%
OH424	Creston Village, Ohio	0.0007596505%
OH425	Cridersville Village, Ohio	0.0045581388%
OH426	Crooksville Village, Ohio	0.0043353934%
OH427	Crosby Township, Ohio	0.0044757516%
OH428	Cross Creek Township, Ohio	0.0061202713%
OH429	Crown City Village, Ohio	0.0005435682%
OH430	Cumberland Village, Ohio	0.0007050617%
OH431	Custar Village, Ohio	0.0000244893%
OH432	Cuyahoga Falls City, Ohio	0.1811685822%
OH433	Cuyahoga Heights Village, Ohio	0.0193798260%
OH434	Cygnets Village, Ohio	0.0002510158%
OH435	Cynthian Township, Ohio	0.0000266218%
OH436	Dallas Township, Ohio	0.0001522662%
OH437	Dalton Village, Ohio	0.0011945985%
OH438	Damascus Township, Ohio	0.0007850761%
OH439	Danbury Township, Ohio	0.0038539475%
OH440	Danville Village, Ohio	0.0021828768%
OH441	Darby Township, Madison County, Ohio	0.0011346056%
OH442	Darby Township, Union County, Ohio	0.0004220559%
OH443	Darbyville Village, Ohio	0.0000242911%
OH444	Darke County, Ohio	0.2651621760%
OH445	Dayton City, Ohio	1.3353086202%
OH446	De Graff Village, Ohio	0.0013067754%
OH447	Decatur Township, Lawrence County, Ohio	0.0001043130%
OH448	Decatur Township, Washington County, Ohio	0.0001169753%
OH449	Deer Park City, Ohio	0.0107468140%
OH450	Deercreek Township, Ohio	0.0004275226%
OH451	Deerfield Township, Portage County, Ohio	0.0008693556%
OH452	Deerfield Township, Ross County, Ohio	0.0015346168%
OH453	Deerfield Township, Warren County, Ohio	0.1151454582%
OH454	Deersville Village, Ohio	0.0000209231%
OH455	Defiance City, Ohio	0.0658767007%
OH456	Defiance County, Ohio	0.1709704524%
OH457	Defiance Township, Ohio	0.0007172505%
OH458	Delaware City, Ohio	0.1151374756%
OH459	Delaware County, Ohio	0.4816174702%
OH460	Delaware Township, Defiance County, Ohio	0.0015007088%

State ID	Qualifying Subdivision	Consolidated State Allocation
OH461	Delaware Township, Delaware County, Ohio	0.0075064553%
OH462	Delaware Township, Hancock County, Ohio	0.0001335254%
OH463	Delhi Township, Ohio	0.0630446356%
OH464	Dellroy Village, Ohio	0.0002505477%
OH465	Delphos City, Ohio	0.0171051813%
OH466	Delta Village, Ohio	0.0085241620%
OH467	Dennison Village, Ohio	0.0062570335%
OH468	Deshler Village, Ohio	0.0009475056%
OH469	Dexter City Village, Ohio	0.0000689910%
OH470	Dillonvale Village, Ohio	0.0012431801%
OH471	Dinsmore Township, Ohio	0.0004170743%
OH472	Dodson Township, Ohio	0.0105924667%
OH473	Donnelsville Village, Ohio	0.0002721853%
OH474	Dorset Township, Ohio	0.0001174083%
OH475	Dover City, Ohio	0.0416708574%
OH476	Dover Township, Athens County, Ohio	0.0005002505%
OH477	Dover Township, Tuscarawas County, Ohio	0.0000886824%
OH478	Dover Township, Union County, Ohio	0.0005124965%
OH479	Doylestown Village, Ohio	0.0020721837%
OH480	Dresden Village, Ohio	0.0028086586%
OH481	Dublin City, Ohio	0.0949912950%
OH482	Dublin Township, Ohio	0.0004331371%
OH483	Duchouquet Township, Ohio	0.0010861190%
OH484	Dunham Township, Ohio	0.0004344797%
OH485	Dunkirk Village, Ohio	0.0005233559%
OH486	Dupont Village, Ohio	0.0006622696%
OH487	Eagle Township, Brown County, Ohio	0.0090538344%
OH488	Eagle Township, Vinton County, Ohio	0.0002210767%
OH489	East Canton Village, Ohio	0.0024838727%
OH490	East Cleveland City, Ohio	0.0558083674%
OH491	East Liverpool City, Ohio	0.0368861843%
OH492	East Palestine Village, Ohio	0.0165861370%
OH493	East Sparta Village, Ohio	0.0004354199%
OH494	East Union Township, Ohio	0.0003556733%
OH495	Eastlake City, Ohio	0.0700788770%
OH496	Eaton City, Ohio	0.0615604375%
OH497	Eaton Township, Ohio	0.0004480024%
OH498	Eden Township, Licking County, Ohio	0.0004448138%
OH499	Eden Township, Seneca County, Ohio	0.0001102982%



State ID	Qualifying Subdivision	Consolidated State Allocation
OH500	Eden Township, Wyandot County, Ohio	0.0000944507%
OH501	Edgerton Village, Ohio	0.0042354308%
OH502	Edinburg Township, Ohio	0.0011740363%
OH503	Edison Village, Ohio	0.0001948360%
OH504	Edon Village, Ohio	0.0013908558%
OH505	Eldorado Village, Ohio	0.0003273621%
OH506	Elgin Village, Ohio	0.0000619504%
OH507	Elida Village, Ohio	0.0011181382%
OH508	Elizabeth Township, Lawrence County, Ohio	0.0009562023%
OH509	Elizabeth Township, Miami County, Ohio	0.0000454274%
OH510	Elk Township, Noble County, Ohio	0.0000344955%
OH511	Elk Township, Vinton County, Ohio	0.0002600903%
OH512	Elkrun Township, Ohio	0.0004259682%
OH513	Ellsworth Township, Ohio	0.0001965362%
OH514	Elmore Village, Ohio	0.0016556174%
OH515	Elmwood Place Village, Ohio	0.0045008025%
OH516	Elyria City, Ohio	0.2638149975%
OH517	Elyria Township, Ohio	0.0007693955%
OH518	Empire Village, Ohio	0.0010041070%
OH519	Englewood City, Ohio	0.0628005329%
OH520	Enon Village, Ohio	0.0038378123%
OH521	Erie County, Ohio	0.4532438208%
OH522	Erie Township, Ohio	0.0006045408%
OH523	Euclid City, Ohio	0.0936790366%
OH524	Evendale Village, Ohio	0.0340357530%
OH525	Fairborn City, Ohio	0.1544298717%
OH526	Fairfax Village, Ohio	0.0079411190%
OH527	Fairfield City, Ohio	0.2893759753%
OH528	Fairfield County, Ohio	0.6244843622%
OH529	Fairfield Township, Butler County, Ohio	0.0801075425%
OH530	Fairfield Township, Columbiana County, Ohio	0.0024759402%
OH531	Fairfield Township, Huron County, Ohio	0.0006726173%
OH532	Fairfield Township, Tuscarawas County, Ohio	0.0004138510%
OH533	Fairfield Township, Washington County, Ohio	0.0000501323%
OH534	Fairlawn City, Ohio	0.0675346202%
OH535	Fairport Harbor Village, Ohio	0.0091069372%
OH536	Fairview Park City, Ohio	0.0218966352%
OH537	Fairview Village, Ohio	0.0000924858%

State ID	Qualifying Subdivision	Consolidated State Allocation
OH538	Falls Township, Hocking County, Ohio	0.0002873384%
OH539	Falls Township, Muskingum County, Ohio	0.0022068032%
OH540	Farmer Township, Ohio	0.0002869002%
OH541	Farmersville Village, Ohio	0.0013667928%
OH542	Farmington Township, Ohio	0.0015345154%
OH543	Fayette County, Ohio	0.2554820842%
OH544	Fayette Township, Ohio	0.0013386832%
OH545	Fayette Village, Ohio	0.0012352086%
OH546	Fayetteville Village, Ohio	0.0029455968%
OH547	Fearing Township, Ohio	0.0004177690%
OH548	Felicity Village, Ohio	0.0030684641%
OH549	Findlay City, Ohio	0.1162163280%
OH550	Fitchville Township, Ohio	0.0003431721%
OH551	Flatrock Township, Ohio	0.0001691974%
OH552	Fletcher Village, Ohio	0.0012151836%
OH553	Florence Township, Erie County, Ohio	0.0013194115%
OH554	Florence Township, Williams County, Ohio	0.0002671700%
OH555	Florida Village, Ohio	0.0015566164%
OH556	Flushing Township, Ohio	0.0005905501%
OH557	Flushing Village, Ohio	0.0004640036%
OH558	Forest Park City, Ohio	0.0861415180%
OH559	Forest Village, Ohio	0.0023324226%
OH560	Fort Jennings Village, Ohio	0.0004221969%
OH561	Fort Loramie Village, Ohio	0.0012778446%
OH562	Fort Recovery Village, Ohio	0.0009926059%
OH563	Fostoria City, Ohio	0.0512205361%
OH564	Fowler Township, Ohio	0.0047569976%
OH565	Frankfort Village, Ohio	0.0079678326%
OH566	Franklin City, Ohio	0.0535002847%
OH567	Franklin County, Ohio	5.7883029997%
OH568	Franklin Township, Adams County, Ohio	0.0010014012%
OH569	Franklin Township, Brown County, Ohio	0.0023874837%
OH570	Franklin Township, Clermont County, Ohio	0.0034132353%
OH571	Franklin Township, Columbiana County, Ohio	0.0006123293%
OH572	Franklin Township, Coshocton County, Ohio	0.0002449208%
OH573	Franklin Township, Darke County, Ohio	0.0004797868%
OH574	Franklin Township, Franklin County, Ohio	0.0440874644%

State ID	Qualifying Subdivision	Consolidated State Allocation
OH575	Franklin Township, Fulton County, Ohio	0.0000733787%
OH576	Franklin Township, Jackson County, Ohio	0.0003038871%
OH577	Franklin Township, Mercer County, Ohio	0.0012091744%
OH578	Franklin Township, Portage County, Ohio	0.0001990581%
OH579	Franklin Township, Richland County, Ohio	0.0008563765%
OH580	Franklin Township, Shelby County, Ohio	0.0011802315%
OH581	Franklin Township, Tuscarawas County, Ohio	0.0031235899%
OH582	Franklin Township, Warren County, Ohio	0.0035372089%
OH583	Frazeyburg Village, Ohio	0.0003209896%
OH584	Fredericksburg Village, Ohio	0.0001198464%
OH585	Fredericktown Village, Ohio	0.0055729507%
OH586	Freedom Township, Portage County, Ohio	0.0004265530%
OH587	Freedom Township, Wood County, Ohio	0.0012305895%
OH588	Freeport Township, Ohio	0.0002576440%
OH589	Freeport Village, Ohio	0.0001049661%
OH590	Fremont City, Ohio	0.0724844646%
OH591	Fulton County, Ohio	0.1830065436%
OH592	Fulton Village, Ohio	0.0001234266%
OH593	Fultonham Village, Ohio	0.0000100309%
OH594	Gahanna City, Ohio	0.0724048588%
OH595	Galena Village, Ohio	0.0001402305%
OH596	Galion City, Ohio	0.0440049221%
OH597	Gallia County, Ohio	0.3272280412%
OH598	Gallipolis Village, Ohio	0.0421733929%
OH599	Gambier Village, Ohio	0.0019348227%
OH600	Gann Village, Ohio	0.0000330739%
OH601	Garfield Heights City, Ohio	0.0512449222%
OH602	Garrettsville Village, Ohio	0.0040959299%
OH603	Gaspar Township, Ohio	0.0060234621%
OH604	Gates Mills Village, Ohio	0.0065784730%
OH605	Geauga County, Ohio	0.4034987358%
OH606	Geneva City, Ohio	0.0306905423%
OH607	Geneva Township, Ohio	0.0015497902%
OH608	Geneva-On-The-Lake Village, Ohio	0.0052011898%
OH609	Genoa Township, Ohio	0.0490971668%
OH610	Genoa Village, Ohio	0.0023769444%
OH611	Georgetown Village, Ohio	0.0263243336%

State ID	Qualifying Subdivision	Consolidated State Allocation
OH612	German Township, Auglaize County, Ohio	0.0003115915%
OH613	German Township, Clark County, Ohio	0.0120986353%
OH614	German Township, Fulton County, Ohio	0.0012718979%
OH615	German Township, Harrison County, Ohio	0.0002671864%
OH616	German Township, Montgomery County, Ohio	0.0069298793%
OH617	Germantown City, Ohio	0.0166173231%
OH618	Gettysburg Village, Ohio	0.0016993673%
OH619	Gibson Township, Ohio	0.0000992606%
OH620	Gibsonburg Village, Ohio	0.0033999699%
OH621	Gilboa Village, Ohio	0.0001572890%
OH622	Gilead Township, Ohio	0.0002952061%
OH623	Girard City, Ohio	0.0699056997%
OH624	Glandorf Village, Ohio	0.0007698884%
OH625	Glendale Village, Ohio	0.0089682038%
OH626	Glenford Village, Ohio	0.0004004647%
OH627	Glenmont Village, Ohio	0.0000756142%
OH628	Glenwillow Village, Ohio	0.0043105790%
OH629	Gloria Glens Park Village, Ohio	0.0002361762%
OH630	Glouster Village, Ohio	0.0025846274%
OH631	Gnadenhutten Village, Ohio	0.0020889623%
OH632	Golf Manor Village, Ohio	0.0149804075%
OH633	Good Hope Township, Ohio	0.0000544952%
OH634	Gordon Village, Ohio	0.0000369067%
OH635	Gorham Township, Ohio	0.0003913532%
OH636	Goshen Township, Auglaize County, Ohio	0.0000178052%
OH637	Goshen Township, Belmont County, Ohio	0.0007592787%
OH638	Goshen Township, Champaign County, Ohio	0.0009305060%
OH639	Goshen Township, Clermont County, Ohio	0.0551461609%
OH640	Goshen Township, Hardin County, Ohio	0.0002665626%
OH641	Goshen Township, Mahoning County, Ohio	0.0098390939%
OH642	Goshen Township, Tuscarawas County, Ohio	0.0000492680%
OH643	Grafton Township, Ohio	0.0022594905%
OH644	Grafton Village, Ohio	0.0066908189%
OH645	Grand Prairie Township, Ohio	0.0006880499%
OH646	Grand Rapids Township, Ohio	0.0003306061%
OH647	Grand Rapids Village, Ohio	0.0005020315%
OH648	Grand River Village, Ohio	0.0044444886%

State ID	Qualifying Subdivision	Consolidated State Allocation
OH649	Grand Township, Ohio	0.0000371919%
OH650	Grandview Heights City, Ohio	0.0363742583%
OH651	Grandview Township, Ohio	0.0005932320%
OH652	Granger Township, Ohio	0.0028459226%
OH653	Granville Township, Licking County, Ohio	0.0126030583%
OH654	Granville Township, Mercer County, Ohio	0.0015971931%
OH655	Granville Village, Ohio	0.0103882561%
OH656	Gratitot Village, Ohio	0.0002067581%
OH657	Gratis Village, Ohio	0.0064162966%
OH658	Graysville Village, Ohio	0.0000309746%
OH659	Green Camp Township, Ohio	0.0011901403%
OH660	Green Camp Village, Ohio	0.0002045554%
OH661	Green City, Ohio	0.0847580205%
OH662	Green Creek Township, Ohio	0.0006872280%
OH663	Green Springs Village, Ohio	0.0016423298%
OH664	Green Township, Adams County, Ohio	0.0000263527%
OH665	Green Township, Brown County, Ohio	0.0034727036%
OH666	Green Township, Clark County, Ohio	0.0007485095%
OH667	Green Township, Clinton County, Ohio	0.0001561262%
OH668	Green Township, Fayette County, Ohio	0.0001235787%
OH669	Green Township, Gallia County, Ohio	0.0009184428%
OH670	Green Township, Hamilton County, Ohio	0.0953852812%
OH671	Green Township, Harrison County, Ohio	0.0005725423%
OH672	Green Township, Hocking County, Ohio	0.0033142996%
OH673	Green Township, Mahoning County, Ohio	0.0033902496%
OH674	Green Township, Monroe County, Ohio	0.0000062341%
OH675	Green Township, Ross County, Ohio	0.0105357346%
OH676	Green Township, Scioto County, Ohio	0.0218077775%
OH677	Green Township, Shelby County, Ohio	0.0000621174%
OH678	Greene County, Ohio	0.9063855073%
OH679	Greene Township, Ohio	0.0000341003%
OH680	Greenfield Township, Fairfield County, Ohio	0.0084982150%

State ID	Qualifying Subdivision	Consolidated State Allocation
OH681	Greenfield Township, Huron County, Ohio	0.0011256045%
OH682	Greenfield Village, Ohio	0.0148836578%
OH683	Greenhills Village, Ohio	0.0082250286%
OH684	Greensburg Township, Ohio	0.0001324539%
OH685	Greenville City, Ohio	0.0550893674%
OH686	Greenville Township, Ohio	0.0140737464%
OH687	Greenwich Village, Ohio	0.0017844949%
OH688	Groton Township, Ohio	0.0005921768%
OH689	Grove City, Ohio	0.0733060057%
OH690	Groveport City, Ohio	0.0125549613%
OH691	Grover Hill Village, Ohio	0.0001863854%
OH692	Guernsey County, Ohio	0.2910222727%
OH693	Guilford Township, Ohio	0.0060579183%
OH694	Gustavus Township, Ohio	0.0000511505%
OH695	Guyan Township, Ohio	0.0003561309%
OH696	Hambden Township, Ohio	0.0039432026%
OH697	Hamden Village, Ohio	0.0009493296%
OH698	Hamer Township, Ohio	0.0000451704%
OH699	Hamersville Village, Ohio	0.0007131445%
OH700	Hamilton City, Ohio	0.6764224012%
OH701	Hamilton County, Ohio	5.8561869769%
OH702	Hamilton Township, Franklin County, Ohio	0.0255910434%
OH703	Hamilton Township, Jackson County, Ohio	0.0005248960%
OH704	Hamilton Township, Lawrence County, Ohio	0.0009909733%
OH705	Hamilton Township, Warren County, Ohio	0.0450761424%
OH706	Hamler Village, Ohio	0.0004060738%
OH707	Hancock County, Ohio	0.2855617267%
OH708	Hanging Rock Village, Ohio	0.0019993320%
OH709	Hanover Township, Butler County, Ohio	0.0098235954%
OH710	Hanover Township, Columbiana County, Ohio	0.0013178391%
OH711	Hanover Township, Licking County, Ohio	0.0043184009%
OH712	Hanover Village, Ohio	0.0008062251%
OH713	Hanoverton Village, Ohio	0.0010440744%
OH714	Harbor View Village, Ohio	0.0001526700%
OH715	Hardin County, Ohio	0.2235793641%
OH716	Harding Township, Ohio	0.0000272955%
OH717	Hardy Township, Ohio	0.0013901375%
OH718	Harlan Township, Ohio	0.0030485156%
OH719	Harlem Township, Ohio	0.0049245646%
OH720	Harmony Township, Clark County, Ohio	0.0018916876%

State ID	Qualifying Subdivision	Consolidated State Allocation
OH721	Harmony Township, Morrow County, Ohio	0.0001180824%
OH722	Harpersfield Township, Ohio	0.0005048559%
OH723	Harpster Village, Ohio	0.0000822938%
OH724	Harris Township, Ohio	0.0004190567%
OH725	Harrisburg Village, Ohio	0.0002978367%
OH726	Harrison City, Ohio	0.0560804997%
OH727	Harrison County, Ohio	0.0770641930%
OH728	Harrison Township, Champaign County, Ohio	0.0001374611%
OH729	Harrison Township, Gallia County, Ohio	0.0002811560%
OH730	Harrison Township, Hamilton County, Ohio	0.0022712769%
OH731	Harrison Township, Henry County, Ohio	0.0000203037%
OH732	Harrison Township, Knox County, Ohio	0.0000165369%
OH733	Harrison Township, Licking County, Ohio	0.0003058095%
OH734	Harrison Township, Vinton County, Ohio	0.0000199508%
OH735	Harrison Township, Montgomery County, Ohio	0.0328749640%
OH736	Harrison Township, Muskingum County, Ohio	0.0004112679%
OH737	Harrison Township, Paulding County, Ohio	0.0000657831%
OH738	Harrison Township, Perry County, Ohio	0.0020762554%
OH739	Harrison Township, Pickaway County, Ohio	0.0068306454%
OH740	Harrison Township, Preble County, Ohio	0.0015877060%
OH741	Harrison Township, Scioto County, Ohio	0.0071650064%
OH742	Harrison Township, Van Wert County, Ohio	0.0001858511%
OH743	Harrison Township, Vinton County, Ohio	0.0005201806%
OH744	Harrisville Township, Ohio	0.0067192115%
OH745	Harrisville Village, Ohio	0.0000619645%
OH746	Harrod Village, Ohio	0.0000673593%
OH747	Harrison Township, Vinton County, Ohio	0.0007413564%
OH748	Hartford Township, Trumbull County, Ohio	0.0014833648%
OH749	Hartford Village, Ohio	0.0002502078%
OH750	Hartland Township, Ohio	0.0000960882%

State ID	Qualifying Subdivision	Consolidated State Allocation
OH751	Hartsgrove Township, Ohio	0.0005870417%
OH752	Hartville Village, Ohio	0.0099058031%
OH753	Harveysburg Village, Ohio	0.0012100978%
OH754	Haskins Village, Ohio	0.0008938610%
OH755	Haviland Village, Ohio	0.0000511646%
OH756	Hayesville Village, Ohio	0.0000894727%
OH757	Heath City, Ohio	0.0429986695%
OH758	Hebron Village, Ohio	0.0150402674%
OH759	Helena Village, Ohio	0.0000542548%
OH760	Hemlock Village, Ohio	0.0003549573%
OH761	Henrietta Township, Ohio	0.0004674808%
OH762	Henry County, Ohio	0.1089766836%
OH763	Hicksville Township, Ohio	0.0002096578%
OH764	Hicksville Village, Ohio	0.0077242363%
OH765	Higginsport Village, Ohio	0.0015866304%
OH766	Highland County, Ohio	0.3882850462%
OH767	Highland Heights City, Ohio	0.0224853394%
OH768	Highland Hills Village, Ohio	0.0015764629%
OH769	Highland Township, Defiance County, Ohio	0.0027365866%
OH770	Highland Township, Muskingum County, Ohio	0.0001705257%
OH771	Highland Village, Ohio	0.0000677557%
OH772	Hilliard City, Ohio	0.0500136505%
OH773	Hills and Dales Village, Ohio	0.0006069453%
OH774	Hillsboro City, Ohio	0.0707143136%
OH775	Hinckley Township, Ohio	0.0165323306%
OH776	Hiram Township, Ohio	0.0008287315%
OH777	Hiram Village, Ohio	0.0032539898%
OH778	Hocking County, Ohio	0.2559590488%
OH779	Holgate Village, Ohio	0.0002774838%
OH780	Holiday City Village, Ohio	0.0000613051%
OH781	Holland Village, Ohio	0.0097536077%
OH782	Hollansburg Village, Ohio	0.0003567645%
OH783	Holloway Village, Ohio	0.0002671536%
OH784	Holmes County, Ohio	0.1337033098%
OH785	Holmes Township, Ohio	0.0003480370%
OH786	Holmesville Village, Ohio	0.0000436236%
OH787	Homer Township, Medina County, Ohio	0.0010864103%
OH788	Homer Township, Morgan County, Ohio	0.0001820827%
OH789	Hopedale Village, Ohio	0.0002767288%
OH790	Hopewell Township, Licking County, Ohio	0.0002502078%
OH791	Hopewell Township, Muskingum County, Ohio	0.0007422883%
OH792	Hopewell Township, Perry County, Ohio	0.0012909360%



State ID	Qualifying Subdivision	Consolidated State Allocation
OH793	Hopewell Township, Seneca County, Ohio	0.0001303525%
OH794	Howard Township, Ohio	0.0000496108%
OH795	Howland Township, Ohio	0.0502639031%
OH796	Hoytville Village, Ohio	0.0002378935%
OH797	Hubbard City, Ohio	0.0289341396%
OH798	Hubbard Township, Ohio	0.0153110532%
OH799	Huber Heights City, Ohio	0.1252489167%
OH800	Hudson City, Ohio	0.0660214283%
OH801	Hunting Valley Village, Ohio	0.0076690112%
OH802	Huntington Township, Brown County, Ohio	0.0072244638%
OH803	Huntington Township, Ross County, Ohio	0.0066106570%
OH804	Huntsburg Township, Ohio	0.0006508198%
OH805	Huntsville Village, Ohio	0.0008479077%
OH806	Huron City, Ohio	0.0302737409%
OH807	Huron County, Ohio	0.3638859630%
OH808	Huron Township, Ohio	0.0007791800%
OH809	Independence City, Ohio	0.0311578609%
OH810	Independence Township, Ohio	0.0000751984%
OH811	Irondale Village, Ohio	0.0001593821%
OH812	Ironton City, Ohio	0.0888572696%
OH813	Island Creek Township, Ohio	0.0026616805%
OH814	Israel Township, Ohio	0.0004746750%
OH815	Ithaca Village, Ohio	0.0003813690%
OH816	Jackson Center Village, Ohio	0.0015263144%
OH817	Jackson City, Ohio	0.0556665988%
OH818	Jackson County, Ohio	0.4838159524%
OH819	Jackson Township, Allen County, Ohio	0.0004227108%
OH820	Jackson Township, Ashland County, Ohio	0.0000162678%
OH821	Jackson Township, Auglaize County, Ohio	0.0003115915%
OH822	Jackson Township, Brown County, Ohio	0.0004961005%
OH823	Jackson Township, Clermont County, Ohio	0.0014652778%
OH824	Jackson Township, Coshocton County, Ohio	0.0005510719%
OH825	Jackson Township, Crawford County, Ohio	0.0000108762%
OH826	Jackson Township, Franklin County, Ohio	0.0661350150%
OH827	Jackson Township, Guernsey County, Ohio	0.0010334405%
OH828	Jackson Township, Hardin County, Ohio	0.0015327348%

State ID	Qualifying Subdivision	Consolidated State Allocation
OH829	Jackson Township, Highland County, Ohio	0.0000451704%
OH830	Jackson Township, Jackson County, Ohio	0.0001105044%
OH831	Jackson Township, Mahoning County, Ohio	0.0058960862%
OH832	Jackson Township, Monroe County, Ohio	0.0000561065%
OH833	Jackson Township, Montgomery County, Ohio	0.0086323757%
OH834	Jackson Township, Muskingum County, Ohio	0.0011435253%
OH835	Jackson Township, Noble County, Ohio	0.0001207342%
OH836	Jackson Township, Monroe County, Ohio	0.0001534939%
OH837	Jackson Township, Pickaway County, Ohio	0.0001894702%
OH838	Jackson Township, Pike County, Ohio	0.0004309715%
OH839	Jackson Township, Richland County, Ohio	0.0004638706%
OH840	Jackson Township, Sandusky County, Ohio	0.0004340387%
OH841	Jackson Township, Seneca County, Ohio	0.0004311659%
OH842	Jackson Township, Shelby County, Ohio	0.0013665838%
OH843	Jackson Township, Stark County, Ohio	0.1371869620%
OH844	Jackson Township, Union County, Ohio	0.0001416902%
OH845	Jackson Township, Vinton County, Ohio	0.0000910316%
OH846	Jackson Township, Wood County, Ohio	0.0001346914%
OH847	Jackson Township, Wyandot County, Ohio	0.0001214367%
OH848	Jacksonburg Village, Ohio	0.0002870780%
OH849	Jacksonville Village, Ohio	0.0008441727%
OH850	Jamestown Village, Ohio	0.0034877253%
OH851	Jefferson County, Ohio	0.6622324840%
OH852	Jefferson Township, Adams County, Ohio	0.0007642272%
OH853	Jefferson Township, Brown County, Ohio	0.0006821382%
OH854	Jefferson Township, Clinton County, Ohio	0.0014720474%

State ID	Qualifying Subdivision	Consolidated State Allocation
OH855	Jefferson Township, Coshocton County, Ohio	0.0000612302%
OH856	Jefferson Township, Crawford County, Ohio	0.0004567985%
OH857	Jefferson Township, Fayette County, Ohio	0.0005898074%
OH858	Jefferson Township, Franklin County, Ohio	0.0261561693%
OH859	Jefferson Township, Greene County, Ohio	0.0000619123%
OH860	Jefferson Township, Guernsey County, Ohio	0.0000679895%
OH861	Jefferson Township, Jackson County, Ohio	0.0000828783%
OH862	Jefferson Township, Knox County, Ohio	0.0006284039%
OH863	Jefferson Township, Logan County, Ohio	0.0002493846%
OH864	Jefferson Township, Madison County, Ohio	0.0262668976%
OH865	Jefferson Township, Montgomery County, Ohio	0.0133322246%
OH866	Jefferson Township, Muskingum County, Ohio	0.0005015462%
OH867	Jefferson Township, Noble County, Ohio	0.0000172477%
OH868	Jefferson Township, Preble County, Ohio	0.0008020371%
OH869	Jefferson Township, Richland County, Ohio	0.0017662765%
OH870	Jefferson Township, Ross County, Ohio	0.0009148677%
OH871	Jefferson Township, Scioto County, Ohio	0.0036109358%
OH872	Jefferson Township, Tuscarawas County, Ohio	0.0008079949%
OH873	Jefferson Township, Williams County, Ohio	0.0002200224%
OH874	Jefferson Village, Ohio	0.0039566613%
OH875	Jeffersonville Village, Ohio	0.0000112344%
OH876	Jenera Village, Ohio	0.0001194701%
OH877	Jennings Township, Ohio	0.0002731862%
OH878	Jerome Township, Ohio	0.0044044550%
OH879	Jeromesville Village, Ohio	0.0003085668%
OH880	Jerry City Village, Ohio	0.0003417298%
OH881	Jersey Township, Ohio	0.0017699883%
OH882	Jerusalem Township, Ohio	0.0021563480%
OH883	Jerusalem Village, Ohio	0.0000311703%
OH884	Jewett Village, Ohio	0.0001813051%

State ID	Qualifying Subdivision	Consolidated State Allocation
OH885	Johnson Township, Ohio	0.0002326265%
OH886	Johnston Township, Ohio	0.0002216522%
OH887	Johnstown Village, Ohio	0.0092206199%
OH888	Junction City Village, Ohio	0.0017212480%
OH889	Kalida Village, Ohio	0.0022682733%
OH890	Kelleys Island Village, Ohio	0.0028777715%
OH891	Kent City, Ohio	0.0513285414%
OH892	Kenton City, Ohio	0.0306658035%
OH893	Kettering City, Ohio	0.3384195127%
OH894	Kettlersville Village, Ohio	0.0000266218%
OH895	Killbuck Township, Ohio	0.0002093931%
OH896	Killbuck Village, Ohio	0.0010702314%
OH897	Kingston Township, Ohio	0.0000164977%
OH898	Kingston Village, Ohio	0.0076824625%
OH899	Kingsville Township, Ohio	0.0011036385%
OH900	Kinsman Township, Ohio	0.0020801208%
OH901	Kipton Village, Ohio	0.0000973918%
OH902	Kirby Village, Ohio	0.0000472254%
OH903	Kirkersville Village, Ohio	0.0005560173%
OH904	Kirkwood Township, Ohio	0.0000140607%
OH905	Kirtland City, Ohio	0.0223930205%
OH906	Kirtland Hills Village, Ohio	0.0096850050%
OH907	Knox County, Ohio	0.3115395206%
OH908	Knox Township, Columbiana County, Ohio	0.0005191487%
OH909	Knox Township, Guernsey County, Ohio	0.0002039685%
OH910	Knox Township, Jefferson County, Ohio	0.0010041070%
OH911	Knox Township, Vinton County, Ohio	0.0001170406%
OH912	La Grange Township, Ohio	0.0042170664%
OH913	La Rue Village, Ohio	0.0006694539%
OH914	Lafayette Township, Ohio	0.0073805047%
OH915	Lafayette Village, Ohio	0.0000886329%
OH916	Lagrange Village, Ohio	0.0054247251%
OH917	Lake County, Ohio	1.2794251773%
OH918	Lake Township, Stark County, Ohio	0.0367336076%
OH919	Lake Township, Wood County, Ohio	0.0141058613%
OH920	Lakeline Village, Ohio	0.0000947652%
OH921	Lakemore Village, Ohio	0.0083562888%
OH922	Lakeview Village, Ohio	0.0008279569%
OH923	Lakewood City, Ohio	0.1008106545%
OH924	Lancaster City, Ohio	0.1565040398%
OH925	Latty Township, Ohio	0.0000877108%
OH926	Latty Village, Ohio	0.0000219277%
OH927	Laura Village, Ohio	0.0001135686%

State ID	Qualifying Subdivision	Consolidated State Allocation
OH928	Laurel Township, Ohio	0.0001089904%
OH929	Laurelville Village, Ohio	0.0007183460%
OH930	Lawrence County, Ohio	0.5322395718%
OH931	Lawrence Township, Lawrence County, Ohio	0.0093186258%
OH932	Lawrence Township, Stark County, Ohio	0.0140521883%
OH933	Lawrence Township, Tuscarawas County, Ohio	0.0052322595%
OH934	Lawrence Township, Washington County, Ohio	0.0000334215%
OH935	Lebanon City, Ohio	0.0873597515%
OH936	Lebanon Township, Ohio	0.0004736376%
OH937	Lee Township, Athens County, Ohio	0.0005836255%
OH938	Lee Township, Carroll County, Ohio	0.0000980404%
OH939	Lee Township, Monroe County, Ohio	0.0000872768%
OH940	Leesburg Township, Ohio	0.0001989692%
OH941	Leesburg Village, Ohio	0.0054882077%
OH942	Leesville Village, Ohio	0.0000217868%
OH943	Leetonia Village, Ohio	0.0074544436%
OH944	Leipsic Village, Ohio	0.0030629968%
OH945	Lemon Township, Ohio	0.0041524079%
OH946	Lenox Township, Ohio	0.0002582984%
OH947	Leroy Township, Ohio	0.0053731877%
OH948	Letart Township, Ohio	0.0005413001%
OH949	Lewis Township, Ohio	0.0039998104%
OH950	Lewisburg Village, Ohio	0.0132254277%
OH951	Lewisville Village, Ohio	0.0001745536%
OH952	Lexington Township, Ohio	0.0014349065%
OH953	Lexington Village, Ohio	0.0093220146%
OH954	Liberty Center Village, Ohio	0.0002842517%
OH955	Liberty Township, Adams County, Ohio	0.0005534059%
OH956	Liberty Township, Butler County, Ohio	0.1149425287%
OH957	Liberty Township, Clinton County, Ohio	0.0016058699%
OH958	Liberty Township, Crawford County, Ohio	0.0001413900%
OH959	Liberty Township, Darke County, Ohio	0.0010825959%
OH960	Liberty Township, Delaware County, Ohio	0.0646792482%
OH961	Liberty Township, Guernsey County, Ohio	0.0001631748%

State ID	Qualifying Subdivision	Consolidated State Allocation
OH962	Liberty Township, Hancock County, Ohio	0.0013703927%
OH963	Liberty Township, Hardin County, Ohio	0.0010773571%
OH964	Liberty Township, Henry County, Ohio	0.0006632539%
OH965	Liberty Township, Highland County, Ohio	0.0016487208%
OH966	Liberty Township, Jackson County, Ohio	0.0018785750%
OH967	Liberty Township, Knox County, Ohio	0.0003803498%
OH968	Liberty Township, Licking County, Ohio	0.0000926695%
OH969	Liberty Township, Logan County, Ohio	0.0003591138%
OH970	Liberty Township, Mercer County, Ohio	0.0002526633%
OH971	Liberty Township, Putnam County, Ohio	0.0002235160%
OH972	Liberty Township, Seneca County, Ohio	0.0003409218%
OH973	Liberty Township, Trumbull County, Ohio	0.0688997396%
OH974	Liberty Township, Union County, Ohio	0.0017726349%
OH975	Liberty Township, Wood County, Ohio	0.0002142817%
OH976	Lick Township, Ohio	0.0000552522%
OH977	Licking County, Ohio	0.7119059883%
OH978	Licking Township, Licking County, Ohio	0.0031507646%
OH979	Licking Township, Muskingum County, Ohio	0.0012839582%
OH980	Lima City, Ohio	0.1727455397%
OH981	Limaville Village, Ohio	0.0003869608%
OH982	Lincoln Heights Village, Ohio	0.0083419326%
OH983	Lincoln Township, Ohio	0.0001771237%
OH984	Lindsey Village, Ohio	0.0006510581%
OH985	Linndale Village, Ohio	0.0028091858%
OH986	Lisbon Village, Ohio	0.0009584285%
OH987	Litchfield Township, Ohio	0.0019838797%
OH988	Lithopolis Village, Ohio	0.0014069809%
OH989	Liverpool Township, Columbiana County, Ohio	0.0053112911%
OH990	Liverpool Township, Medina County, Ohio	0.0054202427%
OH991	Lockbourne Village, Ohio	0.0000076368%
OH992	Lockington Village, Ohio	0.0000443696%

State ID	Qualifying Subdivision	Consolidated State Allocation
OH993	Lockland Village, Ohio	0.0146296956%
OH994	Lodi Township, Ohio	0.0003856097%
OH995	Lodi Village, Ohio	0.0068845348%
OH996	Logan City, Ohio	0.0081742815%
OH997	Logan County, Ohio	0.2671308245%
OH998	Logan Township, Ohio	0.0001602471%
OH999	London City, Ohio	0.0432082694%
OH1000	Londonderry Township, Ohio	0.0001223811%
OH1001	Lorain City, Ohio	0.2833225817%
OH1002	Lorain County, Ohio	1.3357776870%
OH1003	Lordstown Village, Ohio	0.0208012082%
OH1004	Lore City Village, Ohio	0.0001903706%
OH1005	Lostcreek Township, Ohio	0.0008063368%
OH1006	Loudon Township, Carroll County, Ohio	0.0003703748%
OH1007	Loudon Township, Seneca County, Ohio	0.0000802169%
OH1008	Loudonville Village, Ohio	0.0063961356%
OH1009	Louisville City, Ohio	0.0170110645%
OH1010	Loveland City, Ohio	0.0476149868%
OH1011	Lowell Village, Ohio	0.0000835538%
OH1012	Lowellville Village, Ohio	0.0039921417%
OH1013	Lower Salem Village, Ohio	0.0000220891%
OH1014	Lucas County, Ohio	3.1972089435%
OH1015	Lucas Village, Ohio	0.0007671706%
OH1016	Luckey Village, Ohio	0.0005693772%
OH1017	Ludlow Falls Village, Ohio	0.0002558525%
OH1018	Ludlow Township, Ohio	0.0000501323%
OH1019	Lykens Township, Ohio	0.0000217523%
OH1020	Lynchburg Village, Ohio	0.0028908592%
OH1021	Lyndhurst City, Ohio	0.0338761729%
OH1022	Lynn Township, Ohio	0.0000111068%
OH1023	Lyons Village, Ohio	0.0001442518%
OH1024	Macedonia City, Ohio	0.0527014847%
OH1025	Macksburg Village, Ohio	0.0000477742%
OH1026	Mad River Township, Champaign County, Ohio	0.0003806616%
OH1027	Mad River Township, Clark County, Ohio	0.0132962505%
OH1028	Madeira City, Ohio	0.0133187012%
OH1029	Madison County, Ohio	0.2562654482%
OH1030	Madison Township, Butler County, Ohio	0.0065436778%
OH1031	Madison Township, Clark County, Ohio	0.0028035083%
OH1032	Madison Township, Columbiana County, Ohio	0.0001863611%
OH1033	Madison Township, Fayette County, Ohio	0.0003651188%

<b>State ID</b>	<b>Qualifying Subdivision</b>	<b>Consolidated State Allocation</b>
OH1034	Madison Township, Franklin County, Ohio	0.0648596631%
OH1035	Madison Township, Guernsey County, Ohio	0.0001087832%
OH1036	Madison Township, Hancock County, Ohio	0.0001546084%
OH1037	Madison Township, Highland County, Ohio	0.0000451704%
OH1038	Madison Township, Lake County, Ohio	0.0185550292%
OH1039	Madison Township, Licking County, Ohio	0.0016124501%
OH1040	Madison Township, Muskingum County, Ohio	0.0000200618%
OH1041	Madison Township, Pickaway County, Ohio	0.0005781272%
OH1042	Madison Township, Richland County, Ohio	0.0162443911%
OH1043	Madison Township, Sandusky County, Ohio	0.0010398844%
OH1044	Madison Township, Scioto County, Ohio	0.0090415557%
OH1045	Madison Township, Williams County, Ohio	0.0001650168%
OH1046	Madison Village, Ohio	0.0069557668%
OH1047	Magnetic Springs Village, Ohio	0.0003286007%
OH1048	Magnolia Village, Ohio	0.0039121470%
OH1049	Mahoning County, Ohio	1.6000258367%
OH1050	Maineville Village, Ohio	0.0020362222%
OH1051	Malaga Township, Ohio	0.0000561065%
OH1052	Malinta Village, Ohio	0.0000609111%
OH1053	Malta Village, Ohio	0.0001392397%
OH1054	Malvern Village, Ohio	0.0005882424%
OH1055	Manchester Township, Ohio	0.0013966912%
OH1056	Manchester Village, Ohio	0.0025562084%
OH1057	Mansfield City, Ohio	0.2140405926%
OH1058	Mantua Township, Ohio	0.0000649985%
OH1059	Mantua Village, Ohio	0.0015884020%
OH1060	Maple Heights City, Ohio	0.0395380059%
OH1061	Marble Cliff Village, Ohio	0.0004658471%
OH1062	Marblehead Village, Ohio	0.0019235388%
OH1063	Marengo Village, Ohio	0.0002597814%
OH1064	Margaretta Township, Ohio	0.0078229674%
OH1065	Mariemont Village, Ohio	0.0153812210%
OH1066	Marietta City, Ohio	0.0852917164%
OH1067	Marietta Township, Ohio	0.0002088845%
OH1068	Marion City, Ohio	0.2496505326%
OH1069	Marion County, Ohio	0.3374233828%



<b>State ID</b>	<b>Qualifying Subdivision</b>	<b>Consolidated State Allocation</b>
OH1070	Marion Township, Allen County, Ohio	0.0001840837%
OH1071	Marion Township, Clinton County, Ohio	0.0020965523%
OH1072	Marion Township, Fayette County, Ohio	0.0007695582%
OH1073	Marion Township, Hardin County, Ohio	0.0006108726%
OH1074	Marion Township, Henry County, Ohio	0.0000947506%
OH1075	Marion Township, Hocking County, Ohio	0.0001634856%
OH1076	Marion Township, Marion County, Ohio	0.0526451142%
OH1077	Marion Township, Mercer County, Ohio	0.0015069562%
OH1078	Marion Township, Pike County, Ohio	0.0001943597%
OH1079	Mark Township, Ohio	0.0001324155%
OH1080	Marlboro Township, Delaware County, Ohio	0.0001979724%
OH1081	Marlboro Township, Stark County, Ohio	0.0048193068%
OH1082	Marseilles Township, Ohio	0.0000067465%
OH1083	Marseilles Village, Ohio	0.0000067465%
OH1084	Marshall Township, Ohio	0.0006323861%
OH1085	Marshallville Village, Ohio	0.0004600557%
OH1086	Martins Ferry City, Ohio	0.0347299689%
OH1087	Martinsburg Village, Ohio	0.0000165369%
OH1088	Martinsville Village, Ohio	0.0006022012%
OH1089	Mary Ann Township, Ohio	0.0009452294%
OH1090	Marysville City, Ohio	0.0386422342%
OH1091	Mason City, Ohio	0.1510527828%
OH1092	Mason Township, Ohio	0.0000347710%
OH1093	Massie Township, Ohio	0.0001279911%
OH1094	Massillon City, Ohio	0.1194930798%
OH1095	Matamoras Village, Ohio	0.0003175044%
OH1096	Maumee City, Ohio	0.0830057490%
OH1097	Mayfield Heights City, Ohio	0.0460098010%
OH1098	Mayfield Village, Ohio	0.0222206201%
OH1099	McArthur Village, Ohio	0.0034201873%
OH1100	McClure Village, Ohio	0.0000744469%
OH1101	McComb Village, Ohio	0.0019536880%
OH1102	McConnelsville Village, Ohio	0.0038344466%
OH1103	McDonald Township, Ohio	0.0004331642%
OH1104	McDonald Village, Ohio	0.0085762358%
OH1105	McGuffey Village, Ohio	0.0000111068%
OH1106	McKean Township, Ohio	0.0016773188%
OH1107	McLean Township, Ohio	0.0000088739%

State ID	Qualifying Subdivision	Consolidated State Allocation
OH1108	Mead Township, Ohio	0.0016310431%
OH1109	Mecca Township, Ohio	0.0015686157%
OH1110	Mechanicsburg Village, Ohio	0.0059742716%
OH1111	Medina City, Ohio	0.0850942672%
OH1112	Medina County, Ohio	0.7825696764%
OH1113	Medina Township, Ohio	0.0180792844%
OH1114	Meigs County, Ohio	0.1986571471%
OH1115	Meigs Township, Ohio	0.0019764498%
OH1116	Meigsville Township, Ohio	0.0000749752%
OH1117	Melrose Village, Ohio	0.0001123652%
OH1118	Mendon Village, Ohio	0.0000902369%
OH1119	Mentor City, Ohio	0.2495262895%
OH1120	Mentor-On-The-Lake City, Ohio	0.0195974466%
OH1121	Mercer County, Ohio	0.1655486085%
OH1122	Mesopotamia Township, Ohio	0.0029496795%
OH1123	Metamora Village, Ohio	0.0001589872%
OH1124	Meyers Lake Village, Ohio	0.0015027860%
OH1125	Miami County, Ohio	0.5778482109%
OH1126	Miami Township, Clermont County, Ohio	0.2187745945%
OH1127	Miami Township, Greene County, Ohio	0.0056649739%
OH1128	Miami Township, Hamilton County, Ohio	0.0222368033%
OH1129	Miami Township, Logan County, Ohio	0.0002394092%
OH1130	Miami Township, Montgomery County, Ohio	0.1354683508%
OH1131	Miamisburg City, Ohio	0.1660413479%
OH1132	Middle Point Village, Ohio	0.0010159860%
OH1133	Middleburg Heights City, Ohio	0.0377244809%
OH1134	Middlebury Township, Ohio	0.0002811281%
OH1135	Middlefield Village, Ohio	0.0110639374%
OH1136	Middleport Village, Ohio	0.0066985891%
OH1137	Middleton Township, Columbiana County, Ohio	0.0013311506%
OH1138	Middleton Township, Wood County, Ohio	0.0032264709%
OH1139	Middletown City, Ohio	0.5826547123%
OH1140	Midland Village, Ohio	0.0000223037%
OH1141	Midvale Village, Ohio	0.0004926798%
OH1142	Midway Village, Ohio	0.0006778443%
OH1143	Mifflin Township, Ashland County, Ohio	0.0003416231%
OH1144	Mifflin Township, Franklin County, Ohio	0.0915733216%
OH1145	Mifflin Township, Pike County, Ohio	0.0001267563%

State ID	Qualifying Subdivision	Consolidated State Allocation
OH1146	Mifflin Township, Richland County, Ohio	0.0080552911%
OH1147	Mifflin Township, Wyandot County, Ohio	0.0001214367%
OH1148	Mifflin Village, Ohio	0.0001545438%
OH1149	Milan Township, Ohio	0.0020258680%
OH1150	Milan Village, Ohio	0.0040820332%
OH1151	Milford Center Village, Ohio	0.0000633084%
OH1152	Milford City, Ohio	0.0751522099%
OH1153	Milford Township, Butler County, Ohio	0.0015672512%
OH1154	Milford Township, Defiance County, Ohio	0.0002979348%
OH1155	Mill Creek Township, Coshocton County, Ohio	0.0000229613%
OH1156	Mill Creek Township, Williams County, Ohio	0.0000628635%
OH1157	Mill Township, Ohio	0.0121593375%
OH1158	Millbury Village, Ohio	0.0009905091%
OH1159	Millcreek Township, Ohio	0.0000180881%
OH1160	Milledgeville Village, Ohio	0.0000257235%
OH1161	Miller City Village, Ohio	0.0000248351%
OH1162	Miller Township, Ohio	0.0008599212%
OH1163	Millersburg Village, Ohio	0.0018263731%
OH1164	Millersport Village, Ohio	0.0058664571%
OH1165	Millville Village, Ohio	0.0076100550%
OH1166	Millwood Township, Ohio	0.0000543916%
OH1167	Milton Center Village, Ohio	0.0000061223%
OH1168	Milton Township, Ashland County, Ohio	0.0000162678%
OH1169	Milton Township, Mahoning County, Ohio	0.0048642711%
OH1170	Miltonsburg Village, Ohio	0.0000172975%
OH1171	Mineral City Village, Ohio	0.0026506173%
OH1172	Minerva Park Village, Ohio	0.0030776456%
OH1173	Minerva Village, Ohio	0.0118214870%
OH1174	Mingo Junction Village, Ohio	0.0074909571%
OH1175	Minster Village, Ohio	0.0056442578%
OH1176	Mississinawa Township, Ohio	0.0003444623%
OH1177	Mogadore Village, Ohio	0.0107618198%
OH1178	Monclova Township, Ohio	0.0108181339%
OH1179	Monday Creek Township, Ohio	0.0000430312%
OH1180	Monroe City, Ohio	0.1198391105%
OH1181	Monroe County, Ohio	0.0768222745%
OH1182	Monroe Township, Adams County, Ohio	0.0016865705%
OH1183	Monroe Township, Allen County, Ohio	0.0002727166%

State ID	Qualifying Subdivision	Consolidated State Allocation
OH1184	Monroe Township, Carroll County, Ohio	0.0010130841%
OH1185	Monroe Township, Clermont County, Ohio	0.0034821896%
OH1186	Monroe Township, Darke County, Ohio	0.0006151113%
OH1187	Monroe Township, Guernsey County, Ohio	0.0001903706%
OH1188	Monroe Township, Harrison County, Ohio	0.0003530677%
OH1189	Monroe Township, Knox County, Ohio	0.0021828768%
OH1190	Monroe Township, Licking County, Ohio	0.0160503654%
OH1191	Monroe Township, Logan County, Ohio	0.0001895323%
OH1192	Monroe Township, Muskingum County, Ohio	0.0001203711%
OH1193	Monroe Township, Perry County, Ohio	0.0000753046%
OH1194	Monroe Township, Pickaway County, Ohio	0.0003740823%
OH1195	Monroe Township, Preble County, Ohio	0.0020296448%
OH1196	Monroe Township, Putnam County, Ohio	0.0007698884%
OH1197	Monroe Township, Richland County, Ohio	0.0011596765%
OH1198	Monroeville Village, Ohio	0.0057515643%
OH1199	Monterey Township, Ohio	0.0001158972%
OH1200	Montezuma Village, Ohio	0.0003248528%
OH1201	Montgomery City, Ohio	0.0491831661%
OH1202	Montgomery County, Ohio	5.1644746001%
OH1203	Montgomery Township, Marion County, Ohio	0.0007252418%
OH1204	Montgomery Township, Wood County, Ohio	0.0011448768%
OH1205	Montpelier Village, Ohio	0.0054141221%
OH1206	Montville Township, Geauga County, Ohio	0.0005742528%
OH1207	Montville Township, Medina County, Ohio	0.0202875314%
OH1208	Moorefield Township, Ohio	0.0090773788%
OH1209	Moraine City, Ohio	0.0890573422%
OH1210	Moreland Hills Village, Ohio	0.0034611065%
OH1211	Morgan County, Ohio	0.0873568346%
OH1212	Morgan Township, Ashtabula County, Ohio	0.0013032327%

State ID	Qualifying Subdivision	Consolidated State Allocation
OH1213	Morgan Township, Butler County, Ohio	0.0060266465%
OH1214	Morgan Township, Gallia County, Ohio	0.0004498495%
OH1215	Morgan Township, Knox County, Ohio	0.0013394926%
OH1216	Morgan Township, Scioto County, Ohio	0.0014216283%
OH1217	Morrall Village, Ohio	0.0008926053%
OH1218	Morris Township, Ohio	0.0000330739%
OH1219	Morristown Village, Ohio	0.0004780643%
OH1220	Morrow County, Ohio	0.2192732037%
OH1221	Morrow Village, Ohio	0.0015475289%
OH1222	Moscow Village, Ohio	0.0010343137%
OH1223	Moulton Township, Ohio	0.0002403706%
OH1224	Mount Blanchard Village, Ohio	0.0000632489%
OH1225	Mount Cory Village, Ohio	0.0001194701%
OH1226	Mount Eaton Village, Ohio	0.0003286112%
OH1227	Mount Gilead Village, Ohio	0.0047705309%
OH1228	Mount Healthy City, Ohio	0.0150472097%
OH1229	Mount Orab Village, Ohio	0.0858253892%
OH1230	Mount Pleasant Township, Ohio	0.0009562924%
OH1231	Mount Pleasant Village, Ohio	0.0001593821%
OH1232	Mount Sterling Village, Ohio	0.0092167280%
OH1233	Mount Vernon City, Ohio	0.0916146794%
OH1234	Mount Victory Village, Ohio	0.0003726928%
OH1235	Mowrystown Village, Ohio	0.0099826658%
OH1236	Munroe Falls City, Ohio	0.0144765234%
OH1237	Munson Township, Ohio	0.0126431327%
OH1238	Murray City Village, Ohio	0.0003666041%
OH1239	Muskingum County, Ohio	0.5186890264%
OH1240	Muskingum Township, Ohio	0.0034591272%
OH1241	Mutual Village, Ohio	0.0000512624%
OH1242	Napoleon City, Ohio	0.0200262083%
OH1243	Napoleon Township, Ohio	0.0008595230%
OH1244	Nashville Village, Ohio	0.0001163295%
OH1245	Navarre Village, Ohio	0.0045125337%
OH1246	Nellie Village, Ohio	0.0000766034%
OH1247	Nelsonville City, Ohio	0.0153618582%
OH1248	Nevada Village, Ohio	0.0000539719%
OH1249	Neville Village, Ohio	0.0000172386%
OH1250	New Albany City, Ohio	0.0355984449%
OH1251	New Alexandria Village, Ohio	0.0001593821%
OH1252	New Athens Village, Ohio	0.0001049661%
OH1253	New Bavaria Village, Ohio	0.0001925555%
OH1254	New Bloomington Village, Ohio	0.0006286558%
OH1255	New Boston Village, Ohio	0.0217793450%
OH1256	New Bremen Village, Ohio	0.0076829566%
OH1257	New Carlisle City, Ohio	0.0121258538%

State ID	Qualifying Subdivision	Consolidated State Allocation
OH1258	New Concord Village, Ohio	0.0073426360%
OH1259	New Franklin City, Ohio	0.0293867642%
OH1260	New Haven Township, Ohio	0.0016334992%
OH1261	New Holland Village, Ohio	0.0001903085%
OH1262	New Jasper Township, Ohio	0.0016406755%
OH1263	New Knoxville Village, Ohio	0.0011840478%
OH1264	New Lebanon Village, Ohio	0.0058388430%
OH1265	New Lexington Village, Ohio	0.0129954223%
OH1266	New London Township, Ohio	0.0002882646%
OH1267	New London Village, Ohio	0.0030473682%
OH1268	New Madison Village, Ohio	0.0016608005%
OH1269	New Market Township, Ohio	0.0002484374%
OH1270	New Miami Village, Ohio	0.0024074272%
OH1271	New Middletown Village, Ohio	0.0007615778%
OH1272	New Paris Village, Ohio	0.0016204423%
OH1273	New Philadelphia City, Ohio	0.0774788253%
OH1274	New Richmond Village, Ohio	0.0330808011%
OH1275	New Riegel Village, Ohio	0.0002406507%
OH1276	New Russia Township, Ohio	0.0008375698%
OH1277	New Straitsville Village, Ohio	0.0021300444%
OH1278	New Vienna Village, Ohio	0.0009144537%
OH1279	New Washington Village, Ohio	0.0012290055%
OH1280	New Waterford Village, Ohio	0.0048586998%
OH1281	New Weston Village, Ohio	0.0000861156%
OH1282	Newark City, Ohio	0.1777772576%
OH1283	Newark Township, Ohio	0.0018255901%
OH1284	Newberry Township, Ohio	0.0019874499%
OH1285	Newburgh Heights Village, Ohio	0.0042789708%
OH1286	Newbury Township, Ohio	0.0027755552%
OH1287	Newcomerstown Village, Ohio	0.0076759513%
OH1288	Newton Falls Village, Ohio	0.0365044154%
OH1289	Newton Township, Licking County, Ohio	0.0011027676%
OH1290	Newton Township, Muskingum County, Ohio	0.0020262466%
OH1291	Newton Township, Pike County, Ohio	0.0002281614%
OH1292	Newton Township, Trumbull County, Ohio	0.0026939270%
OH1293	Newtonsville Village, Ohio	0.0005516340%
OH1294	Newtown Village, Ohio	0.0057282940%
OH1295	Ney Village, Ohio	0.0000662077%
OH1296	Nile Township, Ohio	0.0052315920%
OH1297	Niles City, Ohio	0.1643806952%
OH1298	Nimishillen Township, Ohio	0.0122610291%
OH1299	Noble County, Ohio	0.0987433126%
OH1300	Noble Township, Auglaize County, Ohio	0.0000089026%

State ID	Qualifying Subdivision	Consolidated State Allocation
OH1301	Noble Township, Defiance County, Ohio	0.0003420733%
OH1302	Noble Township, Noble County, Ohio	0.0008278915%
OH1303	North Baltimore Village, Ohio	0.0034529973%
OH1304	North Bend Village, Ohio	0.0025608089%
OH1305	North Bloomfield Township, Ohio	0.0004132886%
OH1306	North Canton City, Ohio	0.0524878920%
OH1307	North College Hill City, Ohio	0.0194144077%
OH1308	North Fairfield Village, Ohio	0.0000686344%
OH1309	North Hampton Village, Ohio	0.0018236413%
OH1310	North Kingsville Village, Ohio	0.0058586766%
OH1311	North Lewisburg Village, Ohio	0.0040569220%
OH1312	North Olmsted City, Ohio	0.0399884238%
OH1313	North Perry Village, Ohio	0.0021416939%
OH1314	North Randall Village, Ohio	0.0010272691%
OH1315	North Ridgeville City, Ohio	0.1099748579%
OH1316	North Robinson Village, Ohio	0.0000652569%
OH1317	North Royalton City, Ohio	0.0490362937%
OH1318	North Star Village, Ohio	0.0006041028%
OH1319	North Township, Ohio	0.0006202542%
OH1320	Northfield Center Township, Ohio	0.0055419447%
OH1321	Northfield Village, Ohio	0.0204907382%
OH1322	Northwest Township, Ohio	0.0003378915%
OH1323	Northwood City, Ohio	0.0154037964%
OH1324	Norton City, Ohio	0.0374368018%
OH1325	Norwalk City, Ohio	0.0671930963%
OH1326	Norwalk Township, Ohio	0.0009746088%
OH1327	Norwich Township, Franklin County, Ohio	0.0881825657%
OH1328	Norwich Township, Huron County, Ohio	0.0005490754%
OH1329	Norwich Village, Ohio	0.0000776491%
OH1330	Norwood City, Ohio	0.1133550899%
OH1331	Nottingham Township, Ohio	0.0002290169%
OH1332	Oak Harbor Village, Ohio	0.0043210926%
OH1333	Oak Hill Village, Ohio	0.0009945397%
OH1334	Oakwood City, Ohio	0.0665292396%
OH1335	Oakwood Village, Cuyahoga County, Ohio	0.0160412015%
OH1336	Oakwood Village, Paulding County, Ohio	0.0006103209%
OH1337	Oberlin City, Ohio	0.0523286319%
OH1338	Obetz Village, Ohio	0.0012677151%
OH1339	Octa Village, Ohio	0.0000132032%
OH1340	Ohio City Village, Ohio	0.0013381279%
OH1341	Ohio Township, Clermont County, Ohio	0.0024995915%

<b>State ID</b>	<b>Qualifying Subdivision</b>	<b>Consolidated State Allocation</b>
OH1342	Ohio Township, Monroe County, Ohio	0.0002805325%
OH1343	Old Washington Village, Ohio	0.0016589439%
OH1344	Olive Township, Meigs County, Ohio	0.0005413001%
OH1345	Olive Township, Noble County, Ohio	0.0002069729%
OH1346	Olmsted Falls City, Ohio	0.0116318466%
OH1347	Olmsted Township, Ohio	0.0148163807%
OH1348	Ontario City, Ohio	0.0192773910%
OH1349	Orange Township, Ashland County, Ohio	0.0004880329%
OH1350	Orange Township, Carroll County, Ohio	0.0003703748%
OH1351	Orange Township, Delaware County, Ohio	0.0531556020%
OH1352	Orange Township, Meigs County, Ohio	0.0003383126%
OH1353	Orange Township, Shelby County, Ohio	0.0011891054%
OH1354	Orange Village, Ohio	0.0100237754%
OH1355	Orangeville Village, Ohio	0.0005285553%
OH1356	Oregon City, Ohio	0.0936692081%
OH1357	Orrville City, Ohio	0.0089614214%
OH1358	Orwell Township, Ohio	0.0004813742%
OH1359	Orwell Village, Ohio	0.0054712290%
OH1360	Osgood Village, Ohio	0.0000984178%
OH1361	Osnaburg Township, Ohio	0.0017515756%
OH1362	Ostrander Village, Ohio	0.0001237328%
OH1363	Ottawa County, Ohio	0.2393019717%
OH1364	Ottawa Hills Village, Ohio	0.0134021121%
OH1365	Ottawa Village, Ohio	0.0047352274%
OH1366	Ottoville Village, Ohio	0.0010927448%
OH1367	Otway Village, Ohio	0.0001137303%
OH1368	Owensville Village, Ohio	0.0008791667%
OH1369	Oxford City, Ohio	0.0794612533%
OH1370	Oxford Township, Butler County, Ohio	0.1101599888%
OH1371	Oxford Township, Coshocton County, Ohio	0.0002143057%
OH1372	Oxford Township, Guernsey County, Ohio	0.0001223811%
OH1373	Oxford Township, Tuscarawas County, Ohio	0.0000788288%
OH1374	Painesville City, Ohio	0.0828627046%
OH1375	Painesville Township, Ohio	0.0334236916%
OH1376	Paint Township, Fayette County, Ohio	0.0000280861%



<b>State ID</b>	<b>Qualifying Subdivision</b>	<b>Consolidated State Allocation</b>
OH1377	Paint Township, Highland County, Ohio	0.0002710226%
OH1378	Paint Township, Holmes County, Ohio	0.0004187862%
OH1379	Paint Township, Madison County, Ohio	0.0000155425%
OH1380	Paint Township, Ross County, Ohio	0.0003836542%
OH1381	Paint Township, Wayne County, Ohio	0.0001894347%
OH1382	Palestine Village, Ohio	0.0005121741%
OH1383	Palmer Township, Ohio	0.0000584877%
OH1384	Palmyra Township, Ohio	0.0008124819%
OH1385	Pandora Village, Ohio	0.0009188990%
OH1386	Paris Township, Portage County, Ohio	0.0001503091%
OH1387	Paris Township, Stark County, Ohio	0.0010390703%
OH1388	Parkman Township, Ohio	0.0008613792%
OH1389	Parma City, Ohio	0.1543116176%
OH1390	Parma Heights City, Ohio	0.0326118418%
OH1391	Parral Village, Ohio	0.0000098536%
OH1392	Pataskala City, Ohio	0.0174033408%
OH1393	Patterson Village, Ohio	0.0000841761%
OH1394	Paulding County, Ohio	0.0839721160%
OH1395	Paulding Township, Ohio	0.0001534939%
OH1396	Paulding Village, Ohio	0.0016847781%
OH1397	Paxton Township, Ohio	0.0010329152%
OH1398	Payne Village, Ohio	0.0005664655%
OH1399	Pease Township, Ohio	0.0005202465%
OH1400	Pebble Township, Ohio	0.0003464673%
OH1401	Pee Pee Township, Ohio	0.0015041749%
OH1402	Peebles Village, Ohio	0.0067989872%
OH1403	Pemberville Village, Ohio	0.0012856905%
OH1404	Peninsula Village, Ohio	0.0050407601%
OH1405	Penn Township, Ohio	0.0001392397%
OH1406	Pepper Pike City, Ohio	0.0193758750%
OH1407	Perkins Township, Ohio	0.0512077107%
OH1408	Perry County, Ohio	0.2380485965%
OH1409	Perry Township, Allen County, Ohio	0.0045543679%
OH1410	Perry Township, Brown County, Ohio	0.0143559087%
OH1411	Perry Township, Columbiana County, Ohio	0.0048853229%
OH1412	Perry Township, Fayette County, Ohio	0.0003538844%
OH1413	Perry Township, Franklin County, Ohio	0.0091642053%

State ID	Qualifying Subdivision	Consolidated State Allocation
OH1414	Perry Township, Lake County, Ohio	0.0025586608%
OH1415	Perry Township, Lawrence County, Ohio	0.0009214313%
OH1416	Perry Township, Licking County, Ohio	0.0016309840%
OH1417	Perry Township, Logan County, Ohio	0.0026933538%
OH1418	Perry Township, Monroe County, Ohio	0.0000872768%
OH1419	Perry Township, Muskingum County, Ohio	0.0027986277%
OH1420	Perry Township, Pickaway County, Ohio	0.0000291493%
OH1421	Perry Township, Pike County, Ohio	0.0001267563%
OH1422	Perry Township, Putnam County, Ohio	0.0000082784%
OH1423	Perry Township, Richland County, Ohio	0.0004103471%
OH1424	Perry Township, Stark County, Ohio	0.0537347763%
OH1425	Perry Township, Wood County, Ohio	0.0001040797%
OH1426	Perry Village, Ohio	0.0054300469%
OH1427	Perrysburg City, Ohio	0.0576846462%
OH1428	Perrysburg Township, Ohio	0.0342177338%
OH1429	Perrysville Village, Ohio	0.0008459238%
OH1430	Peru Township, Huron County, Ohio	0.0000274538%
OH1431	Peru Township, Morrow County, Ohio	0.0000708495%
OH1432	Phillipsburg Village, Ohio	0.0041962937%
OH1433	Philo Village, Ohio	0.0010532470%
OH1434	Pickaway County, Ohio	0.0934088328%
OH1435	Pickaway Township, Ohio	0.0005441197%
OH1436	Pickerington City, Ohio	0.0350194279%
OH1437	Pierce Township, Ohio	0.0721778605%
OH1438	Pierpont Township, Ohio	0.0011858243%
OH1439	Pike County, Ohio	0.3072066041%
OH1440	Pike Township, Brown County, Ohio	0.0024184900%
OH1441	Pike Township, Clark County, Ohio	0.0026810249%
OH1442	Pike Township, Perry County, Ohio	0.0022268646%
OH1443	Pike Township, Stark County, Ohio	0.0021276201%
OH1444	Piketon Village, Ohio	0.0023999196%

State ID	Qualifying Subdivision	Consolidated State Allocation
OH1445	Pioneer Village, Ohio	0.0028760068%
OH1446	Piqua City, Ohio	0.0869480927%
OH1447	Pittsburg Village, Ohio	0.0005659024%
OH1448	Pitt Township, Ohio	0.0002833522%
OH1449	Plain City Village, Ohio	0.0102501421%
OH1450	Plain Township, Franklin County, Ohio	0.0388485937%
OH1451	Plain Township, Stark County, Ohio	0.0464019090%
OH1452	Plain Township, Wayne County, Ohio	0.0002976831%
OH1453	Plain Township, Wood County, Ohio	0.0002693828%
OH1454	Plainfield Village, Ohio	0.0000153076%
OH1455	Pleasant City Village, Ohio	0.0008654831%
OH1456	Pleasant Hill Village, Ohio	0.0002839214%
OH1457	Pleasant Plain Village, Ohio	0.0000116356%
OH1458	Pleasant Township, Brown County, Ohio	0.0012092450%
OH1459	Pleasant Township, Clark County, Ohio	0.0032390047%
OH1460	Pleasant Township, Fairfield County, Ohio	0.0068849393%
OH1461	Pleasant Township, Franklin County, Ohio	0.0137844922%
OH1462	Pleasant Township, Hancock County, Ohio	0.0002811062%
OH1463	Pleasant Township, Henry County, Ohio	0.0002233406%
OH1464	Pleasant Township, Knox County, Ohio	0.0045641970%
OH1465	Pleasant Township, Marion County, Ohio	0.0096326984%
OH1466	Pleasant Township, Perry County, Ohio	0.0001828826%
OH1467	Pleasant Township, Seneca County, Ohio	0.0003208676%
OH1468	Pleasant Township, Van Wert County, Ohio	0.0002849717%
OH1469	Pleasantville Village, Ohio	0.0000570350%
OH1470	Plymouth Township, Ohio	0.0017493844%
OH1471	Plymouth Village, Ohio	0.0065060016%
OH1472	Poland Township, Ohio	0.0148262002%
OH1473	Poland Village, Ohio	0.0061663235%
OH1474	Polk Township, Ohio	0.0010767393%
OH1475	Polk Village, Ohio	0.0000406694%
OH1476	Pomeroy Village, Ohio	0.0093881741%
OH1477	Port Clinton City, Ohio	0.0145364578%
OH1478	Port Jefferson Village, Ohio	0.0003105872%

State ID	Qualifying Subdivision	Consolidated State Allocation
OH1479	Port Washington Village, Ohio	0.0003251687%
OH1480	Port William Village, Ohio	0.0010928837%
OH1481	Portage County, Ohio	0.9187057360%
OH1482	Portage Township, Hancock County, Ohio	0.0001686637%
OH1483	Portage Township, Ottawa County, Ohio	0.0000480885%
OH1484	Portage Township, Wood County, Ohio	0.0001408137%
OH1485	Portage Village, Ohio	0.0016040519%
OH1486	Porter Township, Delaware County, Ohio	0.0036954857%
OH1487	Porter Township, Scioto County, Ohio	0.0395496982%
OH1488	Portsmouth City, Ohio	0.2233662325%
OH1489	Potsdam Village, Ohio	0.0000227137%
OH1490	Powell City, Ohio	0.0184361841%
OH1491	Powhatan Point Village, Ohio	0.0016591645%
OH1492	Prairie Township, Franklin County, Ohio	0.0344574120%
OH1493	Prairie Township, Holmes County, Ohio	0.0003867956%
OH1494	Preble County, Ohio	0.3067055248%
OH1495	Proctorville Village, Ohio	0.0018254771%
OH1496	Prospect Village, Ohio	0.0011157566%
OH1497	Providence Township, Ohio	0.0026476678%
OH1498	Pulaski Township, Ohio	0.0002907439%
OH1499	Pultney Township, Ohio	0.0018560145%
OH1500	Pusheta Township, Ohio	0.0002670784%
OH1501	Put In Bay Township, Ohio	0.0034623699%
OH1502	Put-In-Bay Village, Ohio	0.0040050827%
OH1503	Putnam County, Ohio	0.1372967601%
OH1504	Quaker City Village, Ohio	0.0004351328%
OH1505	Quincy Village, Ohio	0.0003391631%
OH1506	Raccoon Township, Ohio	0.0003561309%
OH1507	Racine Village, Ohio	0.0010826003%
OH1508	Radnor Township, Ohio	0.0001814747%
OH1509	Randolph Township, Ohio	0.0013730943%
OH1510	Range Township, Ohio	0.0007149570%
OH1511	Rarden Township, Ohio	0.0020471447%
OH1512	Rarden Village, Ohio	0.0005117862%
OH1513	Ravenna City, Ohio	0.0218557620%
OH1514	Ravenna Township, Ohio	0.0059636168%
OH1515	Rawson Village, Ohio	0.0001405531%
OH1516	Rayland Village, Ohio	0.0003984552%
OH1517	Reading City, Ohio	0.0457344992%
OH1518	Reading Township, Ohio	0.0019364040%
OH1519	Recovery Township, Ohio	0.0000812132%
OH1520	Reily Township, Ohio	0.0012764211%

State ID	Qualifying Subdivision	Consolidated State Allocation
OH1521	Reminderville Village, Ohio	0.0151415568%
OH1522	Rendville Village, Ohio	0.0001828826%
OH1523	Republic Village, Ohio	0.0011130095%
OH1524	Reynoldsburg City, Ohio	0.0697130845%
OH1525	Rice Township, Ohio	0.0003978688%
OH1526	Richfield Township, Henry County, Ohio	0.0023349246%
OH1527	Richfield Township, Lucas County, Ohio	0.0047039321%
OH1528	Richfield Township, Summit County, Ohio	0.0095996121%
OH1529	Richfield Village, Ohio	0.0399887454%
OH1530	Richland County, Ohio	0.7455113947%
OH1531	Richland Township, Allen County, Ohio	0.0002999883%
OH1532	Richland Township, Belmont County, Ohio	0.0026715361%
OH1533	Richland Township, Clinton County, Ohio	0.0005798975%
OH1534	Richland Township, Darke County, Ohio	0.0002952534%
OH1535	Richland Township, Fairfield County, Ohio	0.0003503579%
OH1536	Richland Township, Holmes County, Ohio	0.0001483201%
OH1537	Richland Township, Wyandot County, Ohio	0.0001079437%
OH1538	Richmond Heights City, Ohio	0.0218650269%
OH1539	Richmond Township, Ashtabula County, Ohio	0.0003170025%
OH1540	Richmond Township, Huron County, Ohio	0.0015099572%
OH1541	Richmond Village, Ohio	0.0007609773%
OH1542	Richwood Village, Ohio	0.0014048433%
OH1543	Ridgefield Township, Ohio	0.0003431721%
OH1544	Ridgeville Township, Ohio	0.0002165727%
OH1545	Ridgeway Village, Ohio	0.0003864298%
OH1546	Riley Township, Ohio	0.0007202182%
OH1547	Rio Grande Village, Ohio	0.0014432672%
OH1548	Ripley Township, Holmes County, Ohio	0.0000348988%
OH1549	Ripley Township, Huron County, Ohio	0.0000137269%
OH1550	Ripley Village, Ohio	0.0111932679%
OH1551	Risingsun Village, Ohio	0.0004530528%
OH1552	Rittman City, Ohio	0.0059649971%
OH1553	Riverlea Village, Ohio	0.0001680104%
OH1554	Riverside City, Ohio	0.0817797700%
OH1555	Roaming Shores Village, Ohio	0.0034987688%

State ID	Qualifying Subdivision	Consolidated State Allocation
OH1556	Rochester Township, Ohio	0.0013537465%
OH1557	Rochester Village, Ohio	0.0000194784%
OH1558	Rock Creek Village, Ohio	0.0002113350%
OH1559	Rockford Village, Ohio	0.0018408327%
OH1560	Rocky Ridge Village, Ohio	0.0002129632%
OH1561	Rocky River City, Ohio	0.0503638414%
OH1562	Rogers Village, Ohio	0.0005457718%
OH1563	Rome Township, Ashtabula County, Ohio	0.0014206410%
OH1564	Rome Township, Athens County, Ohio	0.0002813909%
OH1565	Rome Township, Lawrence County, Ohio	0.0010605153%
OH1566	Rome Village, Ohio	0.0002586036%
OH1567	Rootstown Township, Ohio	0.0026527533%
OH1568	Rose Township, Ohio	0.0004793086%
OH1569	Roseville Village, Ohio	0.0016522526%
OH1570	Ross County, Ohio	1.0109583321%
OH1571	Ross Township, Butler County, Ohio	0.0261747113%
OH1572	Ross Township, Greene County, Ohio	0.0002579678%
OH1573	Ross Township, Jefferson County, Ohio	0.0004940844%
OH1574	Rossburg Village, Ohio	0.0000984178%
OH1575	Rossford City, Ohio	0.0126977241%
OH1576	Roswell Village, Ohio	0.0002759007%
OH1577	Roundhead Township, Ohio	0.0002332423%
OH1578	Royalton Township, Ohio	0.0009661532%
OH1579	Rumley Township, Ohio	0.0006297965%
OH1580	Rush Creek Township, Ohio	0.0026562014%
OH1581	Rush Township, Scioto County, Ohio	0.0047482384%
OH1582	Rush Township, Tuscarawas County, Ohio	0.0000689752%
OH1583	Rushcreek Township, Ohio	0.0004189662%
OH1584	Rushsylvania Village, Ohio	0.0000099754%
OH1585	Rushville Village, Ohio	0.0000244436%
OH1586	Russell Township, Ohio	0.0185770784%
OH1587	Russells Point Village, Ohio	0.0022943385%
OH1588	Russellville Village, Ohio	0.0057671685%
OH1589	Russia Village, Ohio	0.0003460829%
OH1590	Rutland Village, Ohio	0.0004567220%
OH1591	Sabina Village, Ohio	0.0072933257%
OH1592	Sagamore Hills Township, Ohio	0.0226207726%
OH1593	Salem City, Ohio	0.0383095249%
OH1594	Salem Township, Auglaize County, Ohio	0.0001157340%

State ID	Qualifying Subdivision	Consolidated State Allocation
OH1595	Salem Township, Champaign County, Ohio	0.0003806616%
OH1596	Salem Township, Columbiana County, Ohio	0.0009051824%
OH1597	Salem Township, Muskingum County, Ohio	0.0003912060%
OH1598	Salem Township, Ottawa County, Ohio	0.0007213271%
OH1599	Salem Township, Shelby County, Ohio	0.0010648705%
OH1600	Salem Township, Tuscarawas County, Ohio	0.0026407637%
OH1601	Salem Township, Warren County, Ohio	0.0074583911%
OH1602	Salem Township, Washington County, Ohio	0.0005013228%
OH1603	Salesville Village, Ohio	0.0000679895%
OH1604	Salineville Village, Ohio	0.0034609917%
OH1605	Salisbury Township, Ohio	0.0003552282%
OH1606	Salt Creek Township, Hocking County, Ohio	0.0001833021%
OH1607	Salt Creek Township, Holmes County, Ohio	0.0000465318%
OH1608	Salt Creek Township, Wayne County, Ohio	0.0001391765%
OH1609	Salt Lick Township, Ohio	0.0000430312%
OH1610	Salt Rock Township, Ohio	0.0007066458%
OH1611	Saltcreek Township, Ohio	0.0003935151%
OH1612	Sandusky City, Ohio	0.1261336610%
OH1613	Sandusky County, Ohio	0.3072903644%
OH1614	Sandusky Township, Crawford County, Ohio	0.0000108762%
OH1615	Sandusky Township, Sandusky County, Ohio	0.0015100930%
OH1616	Sandy Township, Stark County, Ohio	0.0049479536%
OH1617	Sandy Township, Tuscarawas County, Ohio	0.0006897517%
OH1618	Sarahsville Village, Ohio	0.0000689910%
OH1619	Sardinia Village, Ohio	0.0044028921%
OH1620	Savannah Village, Ohio	0.0002294615%
OH1621	Saybrook Township, Ohio	0.0161906113%
OH1622	Scio Village, Ohio	0.0001526779%
OH1623	Scioto County, Ohio	0.9401796346%
OH1624	Scioto Township, Delaware County, Ohio	0.0019714756%
OH1625	Scioto Township, Pickaway County, Ohio	0.0062913839%

State ID	Qualifying Subdivision	Consolidated State Allocation
OH1626	Scioto Township, Pike County, Ohio	0.0002619631%
OH1627	Scioto Township, Ross County, Ohio	0.0146969071%
OH1628	Scipio Township, Meigs County, Ohio	0.0004736376%
OH1629	Scipio Township, Seneca County, Ohio	0.0005615183%
OH1630	Scott Township, Marion County, Ohio	0.0001301716%
OH1631	Scott Township, Sandusky County, Ohio	0.0009313747%
OH1632	Scott Village, Ohio	0.0006416289%
OH1633	Seal Township, Ohio	0.0013351665%
OH1634	Seaman Village, Ohio	0.0025035030%
OH1635	Sebring Village, Ohio	0.0078737318%
OH1636	Seneca County, Ohio	0.2801274556%
OH1637	Seneca Township, Monroe County, Ohio	0.0000124681%
OH1638	Seneca Township, Noble County, Ohio	0.0000172477%
OH1639	Senecaville Village, Ohio	0.0007886782%
OH1640	Seven Hills City, Ohio	0.0208535620%
OH1641	Seven Mile Village, Ohio	0.0013087356%
OH1642	Seville Village, Ohio	0.0055383307%
OH1643	Shadyside Village, Ohio	0.0078177582%
OH1644	Shaker Heights City, Ohio	0.1048407101%
OH1645	Shalersville Township, Ohio	0.0000934354%
OH1646	Sharon Township, Franklin County, Ohio	0.0053763338%
OH1647	Sharon Township, Medina County, Ohio	0.0058099333%
OH1648	Sharon Township, Richland County, Ohio	0.0000802853%
OH1649	Sharonville City, Ohio	0.1284229161%
OH1650	Shawnee Hills Village, Ohio	0.0030520752%
OH1651	Shawnee Township, Ohio	0.0289829613%
OH1652	Shawnee Village, Ohio	0.0005916790%
OH1653	Sheffield Lake City, Ohio	0.0113266702%
OH1654	Sheffield Township, Ashtabula County, Ohio	0.0012562693%
OH1655	Sheffield Township, Lorain County, Ohio	0.0039054125%
OH1656	Sheffield Village, Ohio	0.0383431647%
OH1657	Shelby City, Ohio	0.0301426674%
OH1658	Shelby County, Ohio	0.2601922372%
OH1659	Sherrodsville Village, Ohio	0.0010675510%
OH1660	Sherwood Village, Ohio	0.0012358778%
OH1661	Shiloh Village, Ohio	0.0001516500%



State ID	Qualifying Subdivision	Consolidated State Allocation
OH1662	Shreve Village, Ohio	0.0012061965%
OH1663	Sidney City, Ohio	0.0768126600%
OH1664	Silver Lake Village, Ohio	0.0087129009%
OH1665	Silverton Village, Ohio	0.0117488480%
OH1666	Sinking Spring Village, Ohio	0.0018697801%
OH1667	Smith Township, Belmont County, Ohio	0.0011670394%
OH1668	Smith Township, Mahoning County, Ohio	0.0056258490%
OH1669	Smithfield Township, Ohio	0.0003028259%
OH1670	Smithfield Village, Ohio	0.0021516579%
OH1671	Smithville Village, Ohio	0.0012448566%
OH1672	Solon City, Ohio	0.0575665779%
OH1673	Somerford Township, Ohio	0.0018806477%
OH1674	Somers Township, Ohio	0.0009493500%
OH1675	Somerset Village, Ohio	0.0013447250%
OH1676	Somerville Village, Ohio	0.0001615723%
OH1677	South Amherst Village, Ohio	0.0020257501%
OH1678	South Bloomfield Township, Ohio	0.0004782339%
OH1679	South Bloomfield Village, Ohio	0.0012874261%
OH1680	South Charleston Village, Ohio	0.0026810249%
OH1681	South Euclid City, Ohio	0.0416202012%
OH1682	South Lebanon Village, Ohio	0.0058643200%
OH1683	South Point Village, Ohio	0.0061370801%
OH1684	South Russell Village, Ohio	0.0067283287%
OH1685	South Salem Village, Ohio	0.0005572426%
OH1686	South Solon Village, Ohio	0.0007460421%
OH1687	South Vienna Village, Ohio	0.0009118207%
OH1688	South Webster Village, Ohio	0.0024736332%
OH1689	South Zanesville Village, Ohio	0.0015547932%
OH1690	Southington Township, Ohio	0.0014492645%
OH1691	Sparta Village, Ohio	0.0000770825%
OH1692	Spencer Township, Allen County, Ohio	0.0001636300%
OH1693	Spencer Township, Guernsey County, Ohio	0.0001631748%
OH1694	Spencer Township, Lucas County, Ohio	0.0024565990%
OH1695	Spencer Township, Medina County, Ohio	0.0000708528%
OH1696	Spencer Village, Ohio	0.0016178066%
OH1697	Spencerville Village, Ohio	0.0025294469%
OH1698	Sprigg Township, Ohio	0.0001054107%
OH1699	Spring Valley Township, Ohio	0.0070786377%
OH1700	Spring Valley Village, Ohio	0.0001444620%
OH1701	Springboro City, Ohio	0.0299889938%
OH1702	Springdale City, Ohio	0.0692154947%
OH1703	Springfield City, Ohio	0.4735887613%

State ID	Qualifying Subdivision	Consolidated State Allocation
OH1704	Springfield Township, Clark County, Ohio	0.0105063514%
OH1705	Springfield Township, Gallia County, Ohio	0.0009746740%
OH1706	Springfield Township, Hamilton County, Ohio	0.1053972703%
OH1707	Springfield Township, Jefferson County, Ohio	0.0002231349%
OH1708	Springfield Township, Lucas County, Ohio	0.0432543386%
OH1709	Springfield Township, Mahoning County, Ohio	0.0039675747%
OH1710	Springfield Township, Richland County, Ohio	0.0177162881%
OH1711	Springfield Township, Ross County, Ohio	0.0053121351%
OH1712	Springfield Township, Summit County, Ohio	0.0469667767%
OH1713	Springfield Township, Williams County, Ohio	0.0004950504%
OH1714	St Albans Township, Ohio	0.0043369348%
OH1715	St Clair Township, Butler County, Ohio	0.0005493458%
OH1716	St Clair Township, Columbiana County, Ohio	0.0167991211%
OH1717	St Marys Township, Ohio	0.0002136628%
OH1718	St. Bernard Village, Ohio	0.0379854367%
OH1719	St. Clairsville City, Ohio	0.0187569954%
OH1720	St. Henry Village, Ohio	0.0014076956%
OH1721	St. Louisville Village, Ohio	0.0003799451%
OH1722	St. Marys City, Ohio	0.0281144576%
OH1723	St. Paris Village, Ohio	0.0038066155%
OH1724	Stafford Village, Ohio	0.0000249362%
OH1725	Stark County, Ohio	1.5315796664%
OH1726	Starr Township, Ohio	0.0001436692%
OH1727	Staunton Township, Ohio	0.0003747763%
OH1728	Sterling Township, Ohio	0.0043408795%
OH1729	Steubenville City, Ohio	0.1367338744%
OH1730	Steubenville Township, Ohio	0.0000318764%
OH1731	Stock Township, Harrison County, Ohio	0.0003339830%
OH1732	Stock Township, Noble County, Ohio	0.0000344955%
OH1733	Stockport Village, Ohio	0.0002249256%
OH1734	Stokes Township, Logan County, Ohio	0.0047782092%
OH1735	Stokes Township, Madison County, Ohio	0.0007615846%
OH1736	Stone Creek Village, Ohio	0.0001379503%

State ID	Qualifying Subdivision	Consolidated State Allocation
OH1737	Stonelick Township, Ohio	0.0184280231%
OH1738	Stoutsville Village, Ohio	0.0000733307%
OH1739	Stow City, Ohio	0.1475892163%
OH1740	Strasburg Village, Ohio	0.0032911011%
OH1741	Stratton Village, Ohio	0.0014981914%
OH1742	Streetsboro City, Ohio	0.0206045399%
OH1743	Strongsville City, Ohio	0.0739396664%
OH1744	Struthers City, Ohio	0.0252671862%
OH1745	Stryker Village, Ohio	0.0016737417%
OH1746	Suffield Township, Ohio	0.0026771277%
OH1747	Sugar Bush Knolls Village, Ohio	0.0000982645%
OH1748	Sugar Creek Township, Allen County, Ohio	0.0002727166%
OH1749	Sugar Creek Township, Putnam County, Ohio	0.0001655674%
OH1750	Sugar Creek Township, Wayne County, Ohio	0.0003634054%
OH1751	Sugar Grove Village, Ohio	0.0001955486%
OH1752	Sugarcreek Township, Ohio	0.0470017417%
OH1753	Sugarcreek Village, Ohio	0.0027688605%
OH1754	Sullivan Township, Ohio	0.0017162492%
OH1755	Summerfield Village, Ohio	0.0001212800%
OH1756	Summit Township, Ohio	0.0000062341%
OH1757	Summitville Village, Ohio	0.0004792142%
OH1758	Sunbury Village, Ohio	0.0082323543%
OH1759	Sunfish Township, Ohio	0.0000676034%
OH1760	Swan Creek Township, Ohio	0.0048429959%
OH1761	Swanton Township, Ohio	0.0015012549%
OH1762	Swanton Village, Ohio	0.0072434936%
OH1763	Switzerland Township, Ohio	0.0001807876%
OH1764	Sycamore Township, Hamilton County, Ohio	0.0584269292%
OH1765	Sycamore Township, Wyandot County, Ohio	0.0002766058%
OH1766	Sycamore Village, Ohio	0.0012008738%
OH1767	Sylvania City, Ohio	0.0526622027%
OH1768	Sylvania Township, Ohio	0.1247952267%
OH1769	Symmes Township, Hamilton County, Ohio	0.0305202839%
OH1770	Symmes Township, Lawrence County, Ohio	0.0000521565%
OH1771	Syracuse Village, Ohio	0.0005413001%
OH1772	Tallmadge City, Ohio	0.0580737905%
OH1773	Tarlton Village, Ohio	0.0002242634%
OH1774	Tate Township, Ohio	0.0267197716%
OH1775	Taylor Creek Township, Ohio	0.0001110677%
OH1776	Terrace Park Village, Ohio	0.0056698421%
OH1777	Texas Township, Ohio	0.0002936562%

State ID	Qualifying Subdivision	Consolidated State Allocation
OH1778	The Village of Indian Hill City, Ohio	0.0264202950%
OH1779	Thompson Township, Delaware County, Ohio	0.0002474656%
OH1780	Thompson Township, Geauga County, Ohio	0.0022491568%
OH1781	Thorn Township, Ohio	0.0007422882%
OH1782	Thornville Village, Ohio	0.0006131946%
OH1783	Thurston Village, Ohio	0.0013688400%
OH1784	Tiffin City, Ohio	0.0703803061%
OH1785	Tiffin Township, Ohio	0.0005075927%
OH1786	Tiltonsville Village, Ohio	0.0016575735%
OH1787	Timberlake Village, Ohio	0.0023312243%
OH1788	Tipp City, Ohio	0.0376479790%
OH1789	Tiro Village, Ohio	0.0000326285%
OH1790	Toledo City, Ohio	1.0197706186%
OH1791	Tontogany Village, Ohio	0.0001897924%
OH1792	Toronto City, Ohio	0.0279077997%
OH1793	Townsend Township, Huron County, Ohio	0.0006177098%
OH1794	Townsend Township, Sandusky County, Ohio	0.0000271274%
OH1795	Tremont City Village, Ohio	0.0006396354%
OH1796	Trenton City, Ohio	0.0416371797%
OH1797	Trenton Township, Ohio	0.0000577420%
OH1798	Trimble Township, Ohio	0.0023032365%
OH1799	Trimble Village, Ohio	0.0004320101%
OH1800	Trotwood City, Ohio	0.0811683100%
OH1801	Troy City, Ohio	0.0899917302%
OH1802	Troy Township, Ashland County, Ohio	0.0002358826%
OH1803	Troy Township, Athens County, Ohio	0.0008754383%
OH1804	Troy Township, Geauga County, Ohio	0.0026032794%
OH1805	Troy Township, Richland County, Ohio	0.0034790294%
OH1806	Troy Township, Wood County, Ohio	0.0027734180%
OH1807	Trumbull County, Ohio	2.0203599712%
OH1808	Trumbull Township, Ohio	0.0006457459%
OH1809	Truro Township, Ohio	0.0493339720%
OH1810	Tully Township, Ohio	0.0007929647%
OH1811	Turtle Creek Township, Ohio	0.0003372090%
OH1812	Turtlecreek Township, Ohio	0.0071325956%
OH1813	Tuscarawas County, Ohio	0.3721703206%
OH1814	Tuscarawas Township, Ohio	0.0020979323%
OH1815	Tuscarawas Village, Ohio	0.0003842902%

<b>State ID</b>	<b>Qualifying Subdivision</b>	<b>Consolidated State Allocation</b>
OH1816	Twin Township, Darke County, Ohio	0.0003813690%
OH1817	Twin Township, Ross County, Ohio	0.0052531114%
OH1818	Twinsburg City, Ohio	0.0833508485%
OH1819	Tymochtee Township, Ohio	0.0003170847%
OH1820	Uhrichsville City, Ohio	0.0101787647%
OH1821	Union City Village, Ohio	0.0076150778%
OH1822	Union City, Ohio	0.0198982889%
OH1823	Union County, Ohio	0.3002174205%
OH1824	Union Township, Auglaize County, Ohio	0.0001691497%
OH1825	Union Township, Carroll County, Ohio	0.0000762536%
OH1826	Union Township, Champaign County, Ohio	0.0000211479%
OH1827	Union Township, Clermont County, Ohio	0.3185341547%
OH1828	Union Township, Clinton County, Ohio	0.0085869431%
OH1829	Union Township, Fayette County, Ohio	0.0014043033%
OH1830	Union Township, Highland County, Ohio	0.0112248527%
OH1831	Union Township, Lawrence County, Ohio	0.0011822137%
OH1832	Union Township, Licking County, Ohio	0.0076823054%
OH1833	Union Township, Logan County, Ohio	0.0001197046%
OH1834	Union Township, Mercer County, Ohio	0.0004692319%
OH1835	Union Township, Miami County, Ohio	0.0038499743%
OH1836	Union Township, Muskingum County, Ohio	0.0003209896%
OH1837	Union Township, Pike County, Ohio	0.0001098555%
OH1838	Union Township, Ross County, Ohio	0.0119227921%
OH1839	Union Township, Tuscarawas County, Ohio	0.0002167791%
OH1840	Union Township, Union County, Ohio	0.0002502189%
OH1841	Union Township, Van Wert County, Ohio	0.0002973617%
OH1842	Union Township, Warren County, Ohio	0.0079936267%
OH1843	Unionville Center Village, Ohio	0.0001475046%

State ID	Qualifying Subdivision	Consolidated State Allocation
OH1844	Uniopolis Village, Ohio	0.0002492732%
OH1845	Unity Township, Ohio	0.0000798690%
OH1846	University Heights City, Ohio	0.0306916388%
OH1847	Upper Arlington City, Ohio	0.1198448950%
OH1848	Upper Sandusky City, Ohio	0.0108550896%
OH1849	Upper Township, Ohio	0.0007475763%
OH1850	Urbana City, Ohio	0.0575116162%
OH1851	Urbancrest Village, Ohio	0.0003436577%
OH1852	Utica Village, Ohio	0.0044986588%
OH1853	Valley Hi Village, Ohio	0.0001316045%
OH1854	Valley Township, Guernsey County, Ohio	0.0005439160%
OH1855	Valley Township, Scioto County, Ohio	0.0018196842%
OH1856	Valley View Village, Ohio	0.0158831601%
OH1857	Valleyview Village, Ohio	0.0016037359%
OH1858	Van Buren Township, Darke County, Ohio	0.0003444623%
OH1859	Van Buren Township, Putnam County, Ohio	0.0002317943%
OH1860	Van Buren Township, Shelby County, Ohio	0.0003904525%
OH1861	Van Buren Village, Ohio	0.0001188906%
OH1862	Van Wert City, Ohio	0.0528808311%
OH1863	Van Wert County, Ohio	0.1122540604%
OH1864	Vandalia City, Ohio	0.0967305650%
OH1865	Vanlue Village, Ohio	0.0001114793%
OH1866	Venedocia Village, Ohio	0.0000371702%
OH1867	Venice Township, Ohio	0.0000100271%
OH1868	Vermilion City, Ohio	0.0432196320%
OH1869	Vermilion Township, Ohio	0.0012778552%
OH1870	Vermillion Township, Ohio	0.0004880329%
OH1871	Vernon Township, Crawford County, Ohio	0.0000108762%
OH1872	Vernon Township, Scioto County, Ohio	0.0038952614%
OH1873	Vernon Township, Trumbull County, Ohio	0.0006308563%
OH1874	Verona Village, Ohio	0.0012373333%
OH1875	Versailles Village, Ohio	0.0100017096%
OH1876	Vienna Township, Ohio	0.0042113922%
OH1877	Vinton County, Ohio	0.1090168446%
OH1878	Vinton Township, Ohio	0.0001170406%
OH1879	Vinton Village, Ohio	0.0005060807%
OH1880	Violet Township, Ohio	0.0621844457%
OH1881	Virginia Township, Ohio	0.0000841915%
OH1882	Wabash Township, Ohio	0.0000492089%
OH1883	Wadsworth City, Ohio	0.0760959559%
OH1884	Waite Hill Village, Ohio	0.0053068521%

State ID	Qualifying Subdivision	Consolidated State Allocation
OH1885	Wakeman Village, Ohio	0.0018119487%
OH1886	Walbridge Village, Ohio	0.0029019871%
OH1887	Waldo Township, Ohio	0.0000743838%
OH1888	Waldo Village, Ohio	0.0004160980%
OH1889	Walnut Township, Fairfield County, Ohio	0.0087100593%
OH1890	Walnut Township, Gallia County, Ohio	0.0001499498%
OH1891	Walton Hills Village, Ohio	0.0099526568%
OH1892	Wapakoneta City, Ohio	0.0275268850%
OH1893	Ward Township, Ohio	0.0001486233%
OH1894	Warren City, Ohio	0.3520178232%
OH1895	Warren County, Ohio	1.0504230532%
OH1896	Warren Township, Belmont County, Ohio	0.0000984250%
OH1897	Warren Township, Jefferson County, Ohio	0.0004303316%
OH1898	Warren Township, Trumbull County, Ohio	0.0001534515%
OH1899	Warren Township, Tuscarawas County, Ohio	0.0002069255%
OH1900	Warren Township, Washington County, Ohio	0.0008773149%
OH1901	Warrensville Heights City, Ohio	0.0361164097%
OH1902	Warsaw Village, Ohio	0.0003911414%
OH1903	Warwick Township, Ohio	0.0008474093%
OH1904	Washington County, Ohio	0.3325608246%
OH1905	Washington Court House City, Ohio	0.0376016242%
OH1906	Washington Township, Auglaize County, Ohio	0.0023680955%
OH1907	Washington Township, Belmont County, Ohio	0.0000843643%
OH1908	Washington Township, Brown County, Ohio	0.0011782387%
OH1909	Washington Township, Carroll County, Ohio	0.0002178675%
OH1910	Washington Township, Clermont County, Ohio	0.0305984481%
OH1911	Washington Township, Clinton County, Ohio	0.0029440948%
OH1912	Washington Township, Columbiana County, Ohio	0.0006256408%
OH1913	Washington Township, Coshocton County, Ohio	0.0000841915%
OH1914	Washington Township, Darke County, Ohio	0.0003198579%
OH1915	Washington Township, Defiance County, Ohio	0.0003531079%

<b>State ID</b>	<b>Qualifying Subdivision</b>	<b>Consolidated State Allocation</b>
OH1916	Washington Township, Franklin County, Ohio	0.1225330619%
OH1917	Washington Township, Guernsey County, Ohio	0.0000951853%
OH1918	Washington Township, Hancock County, Ohio	0.0008925122%
OH1919	Washington Township, Harrison County, Ohio	0.0003339830%
OH1920	Washington Township, Henry County, Ohio	0.0002571801%
OH1921	Washington Township, Highland County, Ohio	0.0004065339%
OH1922	Washington Township, Hocking County, Ohio	0.0002427514%
OH1923	Washington Township, Holmes County, Ohio	0.0000261741%
OH1924	Washington Township, Jackson County, Ohio	0.0003315132%
OH1925	Washington Township, Lawrence County, Ohio	0.0000695420%
OH1926	Washington Township, Licking County, Ohio	0.0008154920%
OH1927	Washington Township, Logan County, Ohio	0.0017756185%
OH1928	Washington Township, Lucas County, Ohio	0.0071150384%
OH1929	Washington Township, Mercer County, Ohio	0.0001173080%
OH1930	Washington Township, Miami County, Ohio	0.0009766897%
OH1931	Washington Township, Monroe County, Ohio	0.0000062341%
OH1932	Washington Township, Montgomery County, Ohio	0.1316317394%
OH1933	Washington Township, Morrow County, Ohio	0.0002420690%
OH1934	Washington Township, Muskingum County, Ohio	0.0014845767%
OH1935	Washington Township, Paulding County, Ohio	0.0000402008%
OH1936	Washington Township, Pickaway County, Ohio	0.0003983733%
OH1937	Washington Township, Preble County, Ohio	0.0006874604%
OH1938	Washington Township, Richland County, Ohio	0.0012132000%
OH1939	Washington Township, Sandusky County, Ohio	0.0006510581%



State ID	Qualifying Subdivision	Consolidated State Allocation
OH1940	Washington Township, Scioto County, Ohio	0.0113445935%
OH1941	Washington Township, Shelby County, Ohio	0.0000798653%
OH1942	Washington Township, Stark County, Ohio	0.0006531299%
OH1943	Washington Township, Wood County, Ohio	0.0002265264%
OH1944	Washingtonville Village, Ohio	0.0014015930%
OH1945	Waterford Township, Ohio	0.0050048725%
OH1946	Waterloo Township, Ohio	0.0006670006%
OH1947	Watertown Township, Ohio	0.0001503968%
OH1948	Waterville City, Ohio	0.0124831621%
OH1949	Waterville Township, Ohio	0.0015558460%
OH1950	Wauseon City, Ohio	0.0277126990%
OH1951	Waverly Village, Ohio	0.0077490360%
OH1952	Wayne County, Ohio	0.2257675097%
OH1953	Wayne Lakes Village, Ohio	0.0075166600%
OH1954	Wayne Township, Adams County, Ohio	0.0012649279%
OH1955	Wayne Township, Ashtabula County, Ohio	0.0005165967%
OH1956	Wayne Township, Auglaize County, Ohio	0.0004273255%
OH1957	Wayne Township, Belmont County, Ohio	0.0000562429%
OH1958	Wayne Township, Butler County, Ohio	0.0007432325%
OH1959	Wayne Township, Champaign County, Ohio	0.0014909244%
OH1960	Wayne Township, Clermont County, Ohio	0.0020513889%
OH1961	Wayne Township, Clinton County, Ohio	0.0002007337%
OH1962	Wayne Township, Columbiana County, Ohio	0.0005990178%
OH1963	Wayne Township, Darke County, Ohio	0.0000369067%
OH1964	Wayne Township, Fayette County, Ohio	0.0001404303%
OH1965	Wayne Township, Jefferson County, Ohio	0.0021038433%
OH1966	Wayne Township, Monroe County, Ohio	0.0000062341%
OH1967	Wayne Township, Muskingum County, Ohio	0.0001404329%
OH1968	Wayne Township, Noble County, Ohio	0.0000862387%

State ID	Qualifying Subdivision	Consolidated State Allocation
OH1969	Wayne Township, Pickaway County, Ohio	0.0000437239%
OH1970	Wayne Township, Tuscarawas County, Ohio	0.0003941438%
OH1971	Wayne Township, Warren County, Ohio	0.0038164622%
OH1972	Wayne Village, Ohio	0.0008081483%
OH1973	Waynesburg Village, Ohio	0.0012073007%
OH1974	Waynesfield Village, Ohio	0.0007567223%
OH1975	Waynesville Village, Ohio	0.0046309511%
OH1976	Weathersfield Township, Ohio	0.0249955502%
OH1977	Weller Township, Ohio	0.0004460294%
OH1978	Wellington Village, Ohio	0.0164981765%
OH1979	Wells Township, Ohio	0.0100888848%
OH1980	Wellston City, Ohio	0.0406103723%
OH1981	Wellsville Village, Ohio	0.0125660620%
OH1982	Wesley Township, Ohio	0.0001253307%
OH1983	West Alexandria Village, Ohio	0.0099845432%
OH1984	West Carrollton City, Ohio	0.0603546931%
OH1985	West Chester Township, Ohio	0.3737167118%
OH1986	West Elkton Village, Ohio	0.0026843690%
OH1987	West Farmington Village, Ohio	0.0001875519%
OH1988	West Jefferson Village, Ohio	0.0159155640%
OH1989	West Lafayette Village, Ohio	0.0026252451%
OH1990	West Leipsic Village, Ohio	0.0002152376%
OH1991	West Liberty Village, Ohio	0.0035013600%
OH1992	West Manchester Village, Ohio	0.0025206880%
OH1993	West Mansfield Village, Ohio	0.0000798031%
OH1994	West Millgrove Village, Ohio	0.0001102020%
OH1995	West Milton Village, Ohio	0.0098350376%
OH1996	West Rushville Village, Ohio	0.0001070525%
OH1997	West Salem Village, Ohio	0.0004987159%
OH1998	West Township, Ohio	0.0005857063%
OH1999	West Union Village, Ohio	0.0111998820%
OH2000	West Unity Village, Ohio	0.0014694352%
OH2001	Westerville City, Ohio	0.2122517954%
OH2002	Westfield Center Village, Ohio	0.0015469538%
OH2003	Westfield Township, Ohio	0.0022200558%
OH2004	Westlake City, Ohio	0.0470647273%
OH2005	Westland Township, Ohio	0.0000407937%
OH2006	Weston Township, Ohio	0.0001040797%
OH2007	Weston Village, Ohio	0.0009305950%
OH2008	Wharton Village, Ohio	0.0000269859%
OH2009	Wheeling Township, Belmont County, Ohio	0.0005343072%
OH2010	Wheeling Township, Guernsey County, Ohio	0.0000407937%
OH2011	Whetstone Township, Ohio	0.0003262846%
OH2012	White Eyes Township, Ohio	0.0001913444%

State ID	Qualifying Subdivision	Consolidated State Allocation
OH2013	Whitehall City, Ohio	0.0708163966%
OH2014	Whitehouse Village, Ohio	0.0191159792%
OH2015	Whitewater Township, Ohio	0.0072647461%
OH2016	Wickliffe City, Ohio	0.0543194216%
OH2017	Wilkesville Township, Ohio	0.0005461896%
OH2018	Wilkesville Village, Ohio	0.0001034151%
OH2019	Willard City, Ohio	0.0338504955%
OH2020	Williams County, Ohio	0.1507467614%
OH2021	Williamsburg Township, Ohio	0.0138253270%
OH2022	Williamsburg Village, Ohio	0.0064127452%
OH2023	Williamsfield Township, Ohio	0.0004696334%
OH2024	Williamsport Village, Ohio	0.0004226644%
OH2025	Willoughby City, Ohio	0.1356374532%
OH2026	Willoughby Hills City, Ohio	0.0528410843%
OH2027	Willowick City, Ohio	0.0540256495%
OH2028	Wills Township, Ohio	0.0001087832%
OH2029	Willshire Village, Ohio	0.0006690639%
OH2030	Wilmington City, Ohio	0.1278227818%
OH2031	Wilmot Village, Ohio	0.0024343932%
OH2032	Wilson Township, Ohio	0.0006914162%
OH2033	Wilson Village, Ohio	0.0001415832%
OH2034	Winchester Village, Ohio	0.0033994936%
OH2035	Windham Township, Ohio	0.0001218723%
OH2036	Windham Village, Ohio	0.0030305573%
OH2037	Windsor Township, Ashtabula County, Ohio	0.0006340051%
OH2038	Windsor Township, Lawrence County, Ohio	0.0007128053%
OH2039	Windsor Township, Morgan County, Ohio	0.0004926943%
OH2040	Wintersville Village, Ohio	0.0169582518%
OH2041	Wood County, Ohio	0.6017827347%
OH2042	Woodlawn Village, Ohio	0.0240822158%
OH2043	Woodmere Village, Ohio	0.0007072352%
OH2044	Woodsfield Village, Ohio	0.0011221301%
OH2045	Woodstock Village, Ohio	0.0001517571%
OH2046	Woodville Township, Ohio	0.0019622167%
OH2047	Woodville Village, Ohio	0.0034270973%
OH2048	Wooster City, Ohio	0.4046402646%
OH2049	Wooster Township, Ohio	0.0017358405%
OH2050	Worthington City, Ohio	0.0819890902%
OH2051	Worthington Township, Ohio	0.0017573559%
OH2052	Wren Village, Ohio	0.0008301349%
OH2053	Wyandot County, Ohio	0.0959147354%
OH2054	Wyoming City, Ohio	0.0220280462%
OH2055	Xenia City, Ohio	0.1268376308%
OH2056	Xenia Township, Ohio	0.0075532986%
OH2057	Yankee Lake Village, Ohio	0.0000341003%
OH2058	Yellow Creek Township, Ohio	0.0010782320%

<b>State ID</b>	<b>Qualifying Subdivision</b>	<b>Consolidated State Allocation</b>
OH2059	Yellow Springs Village, Ohio	0.0142295064%
OH2060	York Township, Athens County, Ohio	0.0005523599%
OH2061	York Township, Fulton County, Ohio	0.0061882726%
OH2062	York Township, Medina County, Ohio	0.0023145263%
OH2063	York Township, Sandusky County, Ohio	0.0006239306%
OH2064	York Township, Tuscarawas County, Ohio	0.0007784341%
OH2065	York Township, Van Wert County, Ohio	0.0001115107%
OH2066	Yorkshire Village, Ohio	0.0007627380%
OH2067	Yorkville Village, Ohio	0.0011795516%
OH2068	Youngstown City, Ohio	0.5751891038%
OH2069	Zaleski Village, Ohio	0.0000780271%
OH2070	Zane Township, Ohio	0.0012568985%
OH2071	Zanesfield Village, Ohio	0.0001257699%
OH2072	Zanesville City, Ohio	0.1371227251%
OH2073	Zoar Village, Ohio	0.0002364863%

State ID	Qualifying Subdivision	Consolidated State Allocation
OK1	Ada City, Oklahoma	0.8751127538%
OK2	Adair County, Oklahoma	0.4266209709%
OK3	Alfalfa County, Oklahoma	0.0752358760%
OK4	Altus City, Oklahoma	0.0622184471%
OK5	Anadarko City, Oklahoma	0.2177062552%
OK6	Ardmore City, Oklahoma	0.8834203994%
OK7	Atoka County, Oklahoma	0.3570166411%
OK8	Bartlesville City, Oklahoma	0.7616370548%
OK9	Beaver County, Oklahoma	0.0784743727%
OK10	Beckham County, Oklahoma	0.2846460130%
OK11	Bethany City, Oklahoma	0.2482441625%
OK12	Bixby City, Oklahoma	0.2557077913%
OK13	Blaine County, Oklahoma	0.1909298641%
OK14	Broken Arrow City, Oklahoma	1.9405732012%
OK15	Bryan County, Oklahoma	0.5253079080%
OK16	Burns Flat Town, Oklahoma	0.0297825750%
OK17	Caddo County, Oklahoma	0.4845736458%
OK18	Canadian County, Oklahoma	0.5808839408%
OK19	Carter County, Oklahoma	1.0204659663%
OK20	Cherokee County, Oklahoma	0.0547155245%
OK21	Chickasha City, Oklahoma	0.1510124411%
OK22	Choctaw City, Oklahoma	0.0613538158%
OK23	Choctaw County, Oklahoma	0.4004199348%
OK24	Cimarron County, Oklahoma	0.0722904419%
OK25	Claremore City, Oklahoma	0.7190775254%
OK26	Cleveland County, Oklahoma	0.2725422694%
OK27	Coal County, Oklahoma	0.1610866236%
OK28	Comanche County, Oklahoma	2.0790341012%
OK29	Cotton County, Oklahoma	0.1077265239%
OK30	Coweta City, Oklahoma	0.3910652406%
OK31	Craig County, Oklahoma	0.2892248732%
OK32	Creek County, Oklahoma	1.2474865281%
OK33	Custer County, Oklahoma	0.4049880250%
OK34	Del City, Oklahoma	0.2643825434%
OK35	Delaware County, Oklahoma	0.8410533842%
OK36	Dewey County, Oklahoma	0.0676712782%
OK37	Duncan City, Oklahoma	0.8937861298%
OK38	Durant City, Oklahoma	0.7336303563%
OK39	Edmond City, Oklahoma	1.4615935748%
OK40	El Reno City, Oklahoma	0.2053992273%
OK41	Elk City, Oklahoma	0.3587477547%
OK42	Ellis County, Oklahoma	0.0583375351%
OK43	Enid City, Oklahoma	0.7392412881%
OK44	Garfield County, Oklahoma	0.2542221165%
OK45	Garvin County, Oklahoma	0.8411004189%
OK46	Glenpool City, Oklahoma	0.1608895657%
OK47	Grady County, Oklahoma	1.0545977812%
OK48	Grant County, Oklahoma	0.0405478903%
OK49	Greer County, Oklahoma	0.1583252054%

State ID	Qualifying Subdivision	Consolidated State Allocation
OK50	Guthrie City, Oklahoma	0.1856265512%
OK51	Guymon City, Oklahoma	0.0547591936%
OK52	Harmon County, Oklahoma	0.0673861249%
OK53	Harper County, Oklahoma	0.0522026584%
OK54	Haskell County, Oklahoma	0.2531508354%
OK55	Hughes County, Oklahoma	0.2061436213%
OK56	Jackson County, Oklahoma	0.4801048418%
OK57	Jefferson County, Oklahoma	0.3090924602%
OK58	Jenks City, Oklahoma	0.1806228639%
OK59	Johnston County, Oklahoma	0.4472082986%
OK60	Kay County, Oklahoma	0.5067583031%
OK61	Kingfisher County, Oklahoma	0.2717757463%
OK62	Kiowa County, Oklahoma	0.2298382701%
OK63	Latimer County, Oklahoma	0.3148762172%
OK64	Lawton City, Oklahoma	0.3312681144%
OK65	Le Flore County, Oklahoma	1.4166392289%
OK66	Lincoln County, Oklahoma	0.6999457500%
OK67	Logan County, Oklahoma	0.5399784520%
OK68	Love County, Oklahoma	0.2288662752%
OK69	Major County, Oklahoma	0.0852741304%
OK70	Marshall County, Oklahoma	0.2609426135%
OK71	Mayes County, Oklahoma	1.2431623622%
OK72	McAlester City, Oklahoma	1.2318612380%
OK73	McClain County, Oklahoma	0.6643227071%
OK74	McCurtain County, Oklahoma	0.8951427325%
OK75	McIntosh County, Oklahoma	0.6473819592%
OK76	Miami City, Oklahoma	0.3080134381%
OK77	Midwest City, Oklahoma	1.3662006673%
OK78	Moore City, Oklahoma	0.2533704430%
OK79	Murray County, Oklahoma	0.5297956437%
OK80	Muskogee City, Oklahoma	2.5039385148%
OK81	Muskogee County, Oklahoma	0.1783839604%
OK82	Mustang City, Oklahoma	0.1655020823%
OK83	Newcastle City, Oklahoma	0.2606099206%
OK84	Noble County, Oklahoma	0.1688783176%
OK85	Norman City, Oklahoma	4.4189589851%
OK86	Nowata County, Oklahoma	0.1569775216%
OK87	Okfuskee County, Oklahoma	0.2609296558%
OK88	Oklahoma City, Oklahoma	14.3489114350%
OK89	Oklahoma County, Oklahoma	3.3422940072%
OK90	Okmulgee City, Oklahoma	0.5086746948%
OK91	Okmulgee County, Oklahoma	0.4742639531%
OK92	Osage County, Oklahoma	0.5896618496%
OK93	Ottawa County, Oklahoma	0.3159777890%
OK94	Owasso City, Oklahoma	0.7456266521%
OK95	Pawnee County, Oklahoma	0.6201145221%
OK96	Payne County, Oklahoma	0.6719554590%
OK97	Pittsburg County, Oklahoma	0.1253496540%
OK98	Ponca City, Oklahoma	0.4343605817%

State ID	Qualifying Subdivision	Consolidated State Allocation
OK99	Pontotoc County, Oklahoma	0.3451006157%
OK100	Pottawatomie County, Oklahoma	0.8536612997%
OK101	Pushmataha County, Oklahoma	0.3982344607%
OK102	Roger Mills County, Oklahoma	0.0439550052%
OK103	Rogers County, Oklahoma	1.2081401690%
OK104	Sand Springs City, Oklahoma	0.3849881687%
OK105	Sapulpa City, Oklahoma	1.1421081226%
OK106	Seminole City, Oklahoma	0.2214634802%
OK107	Seminole County, Oklahoma	0.4144393970%
OK108	Sequoyah County, Oklahoma	1.5345087624%
OK109	Shawnee City, Oklahoma	1.3614784311%
OK110	Stephens County, Oklahoma	0.8246887486%
OK111	Stillwater City, Oklahoma	0.8442351700%
OK112	Tahlequah City, Oklahoma	1.5329176592%
OK113	Texas County, Oklahoma	0.3711376613%
OK114	Tillman County, Oklahoma	0.1988848754%
OK115	Tulsa City, Oklahoma	11.8499277217%
OK116	Tulsa County, Oklahoma	5.3498014970%
OK117	Wagoner County, Oklahoma	0.8686244855%
OK118	Warr Acres City, Oklahoma	0.1616160377%
OK119	Washington County, Oklahoma	0.3936750370%
OK120	Washita County, Oklahoma	0.1931168527%
OK121	Weatherford City, Oklahoma	0.1872773945%
OK122	Woods County, Oklahoma	0.1975804400%
OK123	Woodward City, Oklahoma	0.2327716722%
OK124	Woodward County, Oklahoma	0.1781706634%
OK125	Yukon City, Oklahoma	0.3103071173%

State ID	Qualifying Subdivision	Consolidated State Allocation
OR1	Albany City, Oregon	1.1574421234%
OR2	Ashland City, Oregon	0.5725593238%
OR3	Astoria City, Oregon	0.1859283065%
OR4	Baker County, Oregon	0.4771636205%
OR5	Beaverton City, Oregon	0.9709676029%
OR6	Bend City, Oregon	0.9443519043%
OR7	Benton County, Oregon	1.0219885306%
OR8	Canby City, Oregon	0.1716812437%
OR9	Central Point City, Oregon	0.1718730043%
OR10	Clackamas County, Oregon	7.7713142577%
OR11	Clatsop County, Oregon	1.1423692099%
OR12	Columbia County, Oregon	1.0096699413%
OR13	Coos Bay City, Oregon	0.2538945929%
OR14	Coos County, Oregon	1.5633002470%
OR15	Cornelius City, Oregon	0.0949750265%
OR16	Corvallis City, Oregon	0.6633711425%
OR17	Cottage Grove City, Oregon	0.0910229575%
OR18	Crook County, Oregon	0.3513229911%
OR19	Curry County, Oregon	0.7612961295%
OR20	Dallas City, Oregon	0.1606964683%
OR21	Deschutes County, Oregon	2.2569753600%
OR22	Douglas County, Oregon	2.5689481047%
OR23	Eugene City, Oregon	2.7611039932%
OR24	Forest Grove City, Oregon	0.2522169415%
OR26	Gladstone City, Oregon	0.1181360032%
OR28	Grants Pass City, Oregon	0.8232581895%
OR29	Gresham City, Oregon	0.9831942718%
OR30	Happy Valley City, Oregon	0.0103506009%
OR32	Hermiston City, Oregon	0.1316304314%
OR33	Hillsboro City, Oregon	1.5083519364%
OR34	Hood River County, Oregon	0.3553687498%
OR35	Independence City, Oregon	0.0808970601%
OR36	Jackson County, Oregon	4.0769510640%
OR37	Jefferson County, Oregon	0.3674692915%
OR38	Josephine County, Oregon	1.6536523798%
OR39	Keizer City, Oregon	0.1916558451%
OR40	Klamath County, Oregon	1.2169628601%
OR41	Klamath Falls City, Oregon	0.3209275214%
OR42	La Grande City, Oregon	0.2715648669%
OR44	Lake Oswego City, Oregon	0.6934160342%
OR45	Lane County, Oregon	6.3326808234%
OR46	Lebanon City, Oregon	0.3269345282%
OR47	Lincoln County, Oregon	1.5190343268%
OR48	Linn County, Oregon	1.8185376689%
OR49	Malheur County, Oregon	0.5014027023%
OR50	Marion County, Oregon	4.1636475308%
OR51	McMinnville City, Oregon	0.4803592635%
OR52	Medford City, Oregon	1.5540758598%
OR53	Milwaukie City, Oregon	0.2113647118%



State ID	Qualifying Subdivision	Consolidated State Allocation
OR54	Monmouth City, Oregon	0.0706960930%
OR55	Morrow County, Oregon	0.1351544937%
OR56	Multnomah County, Oregon	13.9643815662%
OR57	Newberg City, Oregon	0.4093257361%
OR58	Newport City, Oregon	0.1908392623%
OR59	Ontario City, Oregon	0.1869780182%
OR60	Oregon City, Oregon	0.2765040475%
OR61	Pendleton City, Oregon	0.3521049458%
OR62	Polk County, Oregon	0.7074299681%
OR63	Portland City, Oregon	8.2736702858%
OR64	Prineville City, Oregon	0.0924861843%
OR65	Redmond City, Oregon	0.1550311086%
OR66	Roseburg City, Oregon	0.6370799877%
OR67	Salem City, Oregon	3.0438221421%
OR68	Sandy City, Oregon	0.0775015682%
OR70	Sherwood City, Oregon	0.1404204928%
OR71	Silverton City, Oregon	0.0775630731%
OR72	Springfield City, Oregon	1.1667234659%
OR73	St. Helens City, Oregon	0.1964453077%
OR74	The Dalles City, Oregon	0.1723418738%
OR75	Tigard City, Oregon	0.5049875956%
OR76	Tillamook County, Oregon	0.9001228870%
OR77	Troutdale City, Oregon	0.0899929610%
OR78	Tualatin City, Oregon	0.1551565618%
OR79	Umatilla County, Oregon	0.9738633884%
OR80	Union County, Oregon	0.4153841374%
OR82	Wasco County, Oregon	0.4116278731%
OR83	Washington County, Oregon	7.2167622210%
OR84	West Linn City, Oregon	0.1600504983%
OR86	Wilsonville City, Oregon	0.1383351396%
OR87	Woodburn City, Oregon	0.2069349266%
OR88	Yamhill County, Oregon	1.4120246444%

State ID	Qualifying Subdivision	Consolidated State Allocation
PA2	Adams County, Pennsylvania	Allocations in Pennsylvania will be made in accordance with the Pennsylvania Trust and Allocation Order.
PA4	Aliquippa City, Pennsylvania	
PA5	Allegheny County, Pennsylvania	
PA6	Allentown City, Pennsylvania	
PA10	Armstrong County, Pennsylvania	
PA13	Beaver County, Pennsylvania	
PA14	Bedford County, Pennsylvania	
PA15	Bensalem Township, Pennsylvania	
PA16	Berks County, Pennsylvania	
PA20	Blair County, Pennsylvania	
PA22	Bradford County, Pennsylvania	
PA23	Bristol Township, Pennsylvania	
PA25	Bucks County, Pennsylvania	
PA27	Butler County, Pennsylvania	
PA30	Cambria County, Pennsylvania	
PA31	Cameron County, Pennsylvania	
PA32	Carbon County, Pennsylvania	
PA36	Centre County, Pennsylvania	
PA40	Chester County, Pennsylvania	
PA42	Clarion County, Pennsylvania	
PA43	Clearfield County, Pennsylvania	
PA44	Clinton County, Pennsylvania	
PA46	Coatesville City, Pennsylvania	
PA49	Columbia County, Pennsylvania	
PA53	Crawford County, Pennsylvania	
PA54	Cumberland County, Pennsylvania	
PA57	Dauphin County, Pennsylvania	
PA58	Delaware County, Pennsylvania	
PA76	Edwardsville Borough, Pennsylvania	
PA79	Elk County, Pennsylvania	
PA84	Erie County, Pennsylvania	
PA85	Exeter Borough, Pennsylvania	
PA90	Fayette County, Pennsylvania	
PA92	Forest County, Pennsylvania	
PA94	Forty Fort Borough, Pennsylvania	
PA96	Franklin County, Pennsylvania	
PA98	Fulton County, Pennsylvania	
PA99	Greene County, Pennsylvania	
PA107	Hanover Township, Luzerne County, Pennsylvania	
PA114	Hazleton City, Pennsylvania	
PA120	Huntingdon County, Pennsylvania	
PA122	Indiana County, Pennsylvania	
PA123	Jefferson County, Pennsylvania	
PA126	Juniata County, Pennsylvania	
PA127	Kingston Borough, Pennsylvania	
PA128	Lackawanna County, Pennsylvania	

<b>State ID</b>	<b>Qualifying Subdivision</b>	<b>Consolidated State Allocation</b>
PA130	Lancaster County, Pennsylvania	

State ID	Qualifying Subdivision	Consolidated State Allocation
PA134	Lawrence County, Pennsylvania	Allocations in Pennsylvania will be made in accordance with the Pennsylvania Trust and Allocation Order.
PA136	Lebanon County, Pennsylvania	
PA137	Lehigh County, Pennsylvania	
PA141	Lock Haven City, Pennsylvania	
PA147	Lower Makefield Township, Pennsylvania	
PA155	Lower Southampton Township, Pennsylvania	
PA157	Luzerne County, Pennsylvania	
PA158	Lycoming County, Pennsylvania	
PA348	Mahoning Township, Lawrence County, Pennsylvania	
PA164	McKean County, Pennsylvania	
PA167	Mercer County, Pennsylvania	
PA169	Middletown Township, Bucks County, Pennsylvania	
PA171	Mifflin County, Pennsylvania	
PA174	Monroe County, Pennsylvania	
PA176	Montgomery County, Pennsylvania	
PA178	Montour County, Pennsylvania	
PA180	Morrisville Borough, Pennsylvania	
PA187	Nanticoke City, Pennsylvania	
PA190	New Castle City, Pennsylvania	
PA195	Newtown Township, Bucks County, Pennsylvania	
PA197	Norristown Borough, Pennsylvania	
PA205	Northampton County, Pennsylvania	
PA207	Northumberland County, Pennsylvania	
PA213	Perry County, Pennsylvania	
PA215	Philadelphia City, Pennsylvania	
PA217	Pike County, Pennsylvania	
PA219	Pittsburgh City, Pennsylvania	
PA220	Plains Township, Pennsylvania	
PA225	Potter County, Pennsylvania	
PA241	Schuylkill County, Pennsylvania	
PA248	Snyder County, Pennsylvania	
PA249	Somerset County, Pennsylvania	
PA265	Sugar Notch Borough, Pennsylvania	
PA266	Sullivan County, Pennsylvania	
PA267	Susquehanna County, Pennsylvania	
PA270	Tioga County, Pennsylvania	
PA273	Union County, Pennsylvania	

State ID	Qualifying Subdivision	Consolidated State Allocation
PA349	Union Township, Lawrence County, Pennsylvania	Allocations in Pennsylvania will be made in accordance with the Pennsylvania Trust and Allocation Order.
PA290	Venango County, Pennsylvania	
PA350	Wampum Borough, Pennsylvania	
PA291	Warminster Township, Pennsylvania	
PA292	Warren County, Pennsylvania	
PA293	Warrington Township, Bucks County, Pennsylvania	
PA297	Washington County, Pennsylvania	
PA299	Wayne County, Pennsylvania	
PA310	West Norriton Township, Pennsylvania	
PA311	West Pittston Borough, Pennsylvania	
PA313	Westmoreland County, Pennsylvania	
PA320	Wilkes Barre Township, Pennsylvania	
PA321	Wilkes-Barre City, Pennsylvania	
PA327	Wright Township, Pennsylvania	
PA328	Wyoming Borough, Pennsylvania	
PA329	Wyoming County, Pennsylvania	
PA333	York County, Pennsylvania	
PA335	Fairview Township, Luzerne County, Pennsylvania	
PA336	District Attorney of Allegheny County, Pennsylvania	
PA337	District Attorney of Berks County, Pennsylvania	
PA338	District Attorney of Bucks County, Pennsylvania	
PA339	District Attorney of Chester County, Pennsylvania	
PA340	District Attorney of Clearfield County, Pennsylvania	
PA341	District Attorney of Dauphin County, Pennsylvania	
PA342	District Attorney of Delaware County, Pennsylvania	
PA343	District Attorney of Erie County, Pennsylvania	
PA344	District Attorney of Lehigh County, Pennsylvania	
PA345	District Attorney of Northampton County, Pennsylvania	
PA346	District Attorney of Philadelphia County, Pennsylvania	

<b>State ID</b>	<b>Qualifying Subdivision</b>	<b>Consolidated State Allocation</b>
PA347	District Attorney of Westmoreland County, Pennsylvania	Allocations in Pennsylvania will be made in accordance with the Pennsylvania Trust and Allocation Order.
PA351	Southeastern Pennsylvania Transportation Authority, Pennsylvania	

State ID	Qualifying Subdivision	Consolidated State Allocation
PR1	Adjuntas, Puerto Rico	0.4468461493%
PR2	Aguada, Puerto Rico	0.9238661758%
PR3	Aguadilla, Puerto Rico	1.6156167759%
PR4	Aguas Buenas, Puerto Rico	0.7490858028%
PR5	Aibonito, Puerto Rico	0.7959428477%
PR6	Anasco, Puerto Rico	0.5050154853%
PR7	Arecibo, Puerto Rico	1.3074850692%
PR8	Arroyo, Puerto Rico	2.0592191012%
PR9	Barceloneta, Puerto Rico	0.5768569406%
PR10	Barranquitas, Puerto Rico	0.7167107056%
PR11	Bayamon, Puerto Rico	5.7282390971%
PR12	Cabo Rojo, Puerto Rico	1.1570847420%
PR13	Caguas, Puerto Rico	4.7119895861%
PR14	Camuy, Puerto Rico	0.7759381807%
PR15	Canovanas, Puerto Rico	1.0721780377%
PR16	Carolina, Puerto Rico	4.3228006165%
PR17	Catano, Puerto Rico	0.7612066695%
PR18	Cayey, Puerto Rico	1.3596493469%
PR19	Ceiba, Puerto Rico	0.2896687707%
PR20	Ciales, Puerto Rico	0.4533215195%
PR21	Cidra, Puerto Rico	1.1671492158%
PR22	Coamo, Puerto Rico	0.9970822347%
PR23	Comerio, Puerto Rico	0.5268640655%
PR24	Corozal, Puerto Rico	0.8595048594%
PR25	Culebra, Puerto Rico	0.0380175870%
PR26	Dorado, Puerto Rico	0.8970759382%
PR27	Fajardo, Puerto Rico	1.1102770585%
PR28	Florida, Puerto Rico	0.2695408253%
PR29	Guanica, Puerto Rico	0.4269617539%
PR30	Guayama, Puerto Rico	1.3293151076%
PR31	Guayanilla, Puerto Rico	0.4886780984%
PR32	Guaynabo, Puerto Rico	2.3185934725%
PR33	Gurabo, Puerto Rico	0.9866291335%
PR34	Hatillo, Puerto Rico	1.0577790273%
PR35	Hormigueros, Puerto Rico	0.3963005262%
PR36	Humacao, Puerto Rico	1.8829438530%
PR37	Isabela, Puerto Rico	1.0062900243%
PR38	Jayuya, Puerto Rico	0.3757431113%
PR39	Juana Diaz, Puerto Rico	1.7179648597%
PR40	Juncos, Puerto Rico	0.9543672919%
PR41	Lajas, Puerto Rico	0.5633742491%
PR42	Lares, Puerto Rico	0.6852103333%
PR43	Las Marias, Puerto Rico	0.2285582941%
PR44	Las Piedras, Puerto Rico	0.8440153869%
PR45	Loiza, Puerto Rico	0.7971240145%
PR46	Luquillo, Puerto Rico	0.5035020683%
PR47	Manati, Puerto Rico	1.3858134207%
PR48	Maricao, Puerto Rico	0.1311593846%
PR49	Maunabo, Puerto Rico	0.2983734242%

State ID	Qualifying Subdivision	Consolidated State Allocation
PR50	Mayaguez, Puerto Rico	2.7384221211%
PR51	Moca, Puerto Rico	0.9400143856%
PR52	Morovis, Puerto Rico	0.7678286207%
PR53	Naguabo, Puerto Rico	0.6776685553%
PR54	Naranjito, Puerto Rico	0.6713715879%
PR55	Orocovis, Puerto Rico	0.5209419444%
PR56	Patillas, Puerto Rico	0.4307397840%
PR57	Penuelas, Puerto Rico	0.5782731381%
PR58	Ponce, Puerto Rico	5.1762853836%
PR59	Quebradillas, Puerto Rico	0.6086201563%
PR60	Rincon, Puerto Rico	0.3607312171%
PR61	Rio Grande, Puerto Rico	1.2995118170%
PR62	Sabana Grande, Puerto Rico	0.5625075422%
PR63	Salinas, Puerto Rico	0.8069301551%
PR64	San German, Puerto Rico	0.9914753253%
PR65	San Juan, Puerto Rico	13.8003700360%
PR66	San Lorenzo, Puerto Rico	1.0322446251%
PR67	San Sebastian, Puerto Rico	0.9222442638%
PR68	Santa Isabel, Puerto Rico	0.5210354055%
PR69	Toa Alta, Puerto Rico	1.7552873773%
PR70	Toa Baja, Puerto Rico	2.1783919223%
PR71	Trujillo Alto, Puerto Rico	1.9136501824%
PR72	Utua, Puerto Rico	0.7718304061%
PR73	Vega Alta, Puerto Rico	0.9338331796%
PR74	Vega Baja, Puerto Rico	1.6886509241%
PR75	Vieques, Puerto Rico	0.1979351524%
PR76	Villalba, Puerto Rico	0.5576736281%
PR77	Yabucoa, Puerto Rico	0.8842993409%
PR78	Yauco, Puerto Rico	1.1383015829%



State ID	Qualifying Subdivision	Consolidated State Allocation
RI1	Barrington Town, Rhode Island	2.3000539202%
RI2	Bristol Town, Rhode Island	1.0821868960%
RI3	Burrillville Town, Rhode Island	1.3272036109%
RI4	Central Falls City, Rhode Island	0.9147584689%
RI5	Charlestown, Rhode Island	0.5887860100%
RI6	Coventry Town, Rhode Island	3.5886939036%
RI7	Cranston City, Rhode Island	7.8869595262%
RI8	Cumberland Town, Rhode Island	2.4742003754%
RI9	East Greenwich Town, Rhode Island	1.7467671439%
RI10	East Providence City, Rhode Island	4.3247728580%
RI11	Exeter Town, Rhode Island	0.0071810640%
RI12	Foster Town, Rhode Island	0.2489021533%
RI13	Glocester Town, Rhode Island	0.8508469130%
RI14	Hopkinton Town, Rhode Island	0.7098006614%
RI15	Jamestown, Rhode Island	0.4220295287%
RI16	Johnston Town, Rhode Island	3.0898685140%
RI17	Lincoln Town, Rhode Island	2.1171973520%
RI18	Little Compton Town, Rhode Island	0.2663017745%
RI19	Middletown, Rhode Island	1.2877439601%
RI20	Narragansett Town, Rhode Island	1.2760123800%
RI21	New Shoreham Town, Rhode Island	0.2118269375%
RI22	Newport City, Rhode Island	2.3339316695%
RI23	North Kingstown, Rhode Island	2.6500524514%
RI24	North Providence Town, Rhode Island	2.5306229398%
RI25	North Smithfield Town, Rhode Island	1.1299013506%
RI26	Pawtucket City, Rhode Island	5.9652217345%
RI27	Portsmouth Town, Rhode Island	1.2807429020%
RI28	Providence City, Rhode Island	21.4858080262%
RI29	Richmond Town, Rhode Island	0.0818789542%
RI30	Scituate Town, Rhode Island	1.0248588645%
RI31	Smithfield Town, Rhode Island	1.7724673574%
RI32	South Kingstown, Rhode Island	2.3282747894%
RI33	Tiverton Town, Rhode Island	0.9907730639%
RI34	Warren Town, Rhode Island	0.1394116029%
RI35	Warwick City, Rhode Island	9.9418184427%
RI36	West Greenwich Town, Rhode Island	0.7104734659%
RI37	West Warwick Town, Rhode Island	3.0239943495%
RI38	Westerly Town, Rhode Island	2.0135754535%
RI39	Woonsocket City, Rhode Island	3.8740986306%

State ID	Qualifying Subdivision	Consolidated State Allocation
SC1	Abbeville County, South Carolina	0.3350059823%
SC2	Aiken City, South Carolina	0.7838026892%
SC3	Aiken County, South Carolina	2.5661670597%
SC4	Allendale County, South Carolina	0.1220441823%
SC5	Anderson City, South Carolina	1.1735303052%
SC6	Anderson County, South Carolina	3.3392231904%
SC7	Bamberg County, South Carolina	0.2705913372%
SC8	Barnwell County, South Carolina	0.4653224769%
SC9	Beaufort City, South Carolina	0.0769982478%
SC10	Beaufort County, South Carolina	2.3364418352%
SC11	Berkeley County, South Carolina	2.0961440294%
SC12	Bluffton Town, South Carolina	0.0481968917%
SC13	Calhoun County, South Carolina	0.1833260393%
SC14	Cayce City, South Carolina	0.2572136960%
SC15	Charleston City, South Carolina	2.3004340552%
SC16	Charleston County, South Carolina	3.8016438488%
SC17	Cherokee County, South Carolina	0.9440700745%
SC18	Chester City, South Carolina	0.1299573133%
SC19	Chester County, South Carolina	0.3947965211%
SC20	Chesterfield County, South Carolina	0.9443488664%
SC21	Clarendon County, South Carolina	0.5705383575%
SC22	Clemson City, South Carolina	0.3311616877%
SC23	Colleton County, South Carolina	0.8589365535%
SC24	Columbia City, South Carolina	2.3918060702%
SC25	Conway City, South Carolina	0.2894739402%
SC26	Darlington County, South Carolina	1.6906462867%
SC27	Dillon County, South Carolina	0.6608411417%
SC28	Dorchester County, South Carolina	1.6015765975%
SC29	Easley City, South Carolina	0.8565835771%
SC30	Edgefield County, South Carolina	0.3586097074%
SC31	Fairfield County, South Carolina	0.3536421891%
SC32	Florence City, South Carolina	1.0065336904%
SC33	Florence County, South Carolina	2.2059006272%
SC34	Forest Acres City, South Carolina	0.0995929056%
SC35	Fort Mill Town, South Carolina	0.1714974802%
SC36	Fountain Inn City, South Carolina	0.1975697094%
SC37	Gaffney City, South Carolina	0.2044353782%
SC38	Georgetown City, South Carolina	0.2626233562%
SC39	Georgetown County, South Carolina	1.1895098900%
SC40	Goose Creek City, South Carolina	0.5473575768%
SC41	Greenville City, South Carolina	2.2705648395%
SC42	Greenville County, South Carolina	7.1502328364%
SC43	Greenwood City, South Carolina	0.0308220618%

State ID	Qualifying Subdivision	Consolidated State Allocation
SC44	Greenwood County, South Carolina	1.3388944490%
SC45	Greer City, South Carolina	0.5590564672%
SC46	Hampton County, South Carolina	0.3450376919%
SC47	Hanahan City, South Carolina	0.2279684840%
SC48	Hilton Head Island Town, South Carolina	0.2323878458%
SC49	Horry County, South Carolina	5.2166718879%
SC50	Irmo Town, South Carolina	0.0942740906%
SC51	James Island Town, South Carolina	0.0461551887%
SC52	Jasper County, South Carolina	0.4278548317%
SC53	Kershaw County, South Carolina	1.0780892823%
SC54	Lancaster County, South Carolina	1.4809282603%
SC55	Laurens County, South Carolina	1.3598442946%
SC56	Lee County, South Carolina	0.2176621820%
SC57	Lexington County, South Carolina	4.4881391605%
SC58	Lexington Town, South Carolina	0.2342104062%
SC59	Marion County, South Carolina	0.6973242307%
SC60	Marlboro County, South Carolina	0.4878238042%
SC61	Mauldin City, South Carolina	0.4253253929%
SC62	McCormick County, South Carolina	0.1281623493%
SC63	Moncks Corner Town, South Carolina	0.1965426445%
SC64	Mount Pleasant Town, South Carolina	0.5750801889%
SC65	Myrtle Beach City, South Carolina	1.9068234068%
SC66	Newberry City, South Carolina	0.0344864657%
SC67	Newberry County, South Carolina	0.5656551710%
SC68	North Augusta City, South Carolina	0.5139678525%
SC69	North Charleston City, South Carolina	1.7751090959%
SC70	North Myrtle Beach City, South Carolina	0.6366313248%
SC71	Oconee County, South Carolina	2.8099515214%
SC72	Orangeburg City, South Carolina	0.0468940344%
SC73	Orangeburg County, South Carolina	1.4543982912%
SC74	Pickens County, South Carolina	2.8143347165%
SC75	Port Royal Town, South Carolina	0.0206098617%
SC76	Richland County, South Carolina	3.8816723839%
SC77	Rock Hill City, South Carolina	1.3120073555%
SC78	Saluda County, South Carolina	0.2604801809%
SC79	Simpsonville City, South Carolina	0.3497064495%
SC80	Spartanburg City, South Carolina	1.1890308958%
SC81	Spartanburg County, South Carolina	6.4084293395%

<b>State ID</b>	<b>Qualifying Subdivision</b>	<b>Consolidated State Allocation</b>
SC82	Summerville Town, South Carolina	0.6446011912%
SC83	Sumter City, South Carolina	0.5390642671%
SC84	Sumter County, South Carolina	0.9480995733%
SC85	Tega Cay City, South Carolina	0.0433365022%
SC86	Union County, South Carolina	0.6499524020%
SC87	West Columbia City, South Carolina	0.3943858322%
SC88	Williamsburg County, South Carolina	0.4931357629%
SC89	York County, South Carolina	2.5800878865%

State ID	Qualifying Subdivision	Consolidated State Allocation
SD1	Aberdeen City, South Dakota	1.7806789284%
SD2	Aurora County, South Dakota	0.1283252150%
SD3	Beadle County, South Dakota	0.8743032704%
SD4	Bennett County, South Dakota	0.1895703332%
SD5	Bon Homme County, South Dakota	0.6047162426%
SD6	Box Elder City, South Dakota	0.2251076107%
SD7	Brandon City, South Dakota	0.4012895918%
SD8	Brookings City, South Dakota	2.4259611863%
SD9	Brookings County, South Dakota	0.2802421588%
SD10	Brown County, South Dakota	1.7764564315%
SD11	Brule County, South Dakota	0.8045710091%
SD12	Buffalo County, South Dakota	0.1823519926%
SD13	Butte County, South Dakota	0.8926544344%
SD14	Campbell County, South Dakota	0.0682419048%
SD15	Charles Mix County, South Dakota	0.8084433424%
SD16	Clark County, South Dakota	0.2550260601%
SD17	Clay County, South Dakota	0.4415194932%
SD18	Codington County, South Dakota	0.8721266365%
SD19	Corson County, South Dakota	0.3429322421%
SD20	Custer County, South Dakota	1.0868471426%
SD21	Davison County, South Dakota	0.6815458005%
SD22	Day County, South Dakota	0.3921680475%
SD23	Deuel County, South Dakota	0.4035008098%
SD24	Dewey County, South Dakota	0.3699996685%
SD25	Douglas County, South Dakota	0.2891518759%
SD26	Edmunds County, South Dakota	0.2529348056%
SD27	Fall River County, South Dakota	2.1968904590%
SD28	Faulk County, South Dakota	0.2772473959%
SD29	Grant County, South Dakota	0.6923230564%
SD30	Gregory County, South Dakota	0.5555128599%
SD31	Haakon County, South Dakota	0.1774497029%
SD32	Hamlin County, South Dakota	0.3340117176%
SD33	Hand County, South Dakota	0.2401311401%
SD34	Hanson County, South Dakota	0.1484271966%
SD35	Harding County, South Dakota	0.0620805393%
SD36	Hughes County, South Dakota	0.8137066032%
SD37	Huron City, South Dakota	0.8308959590%
SD38	Hutchinson County, South Dakota	0.5659237410%
SD39	Hyde County, South Dakota	0.0640529112%
SD40	Jackson County, South Dakota	0.1437421380%
SD41	Jerauld County, South Dakota	0.3258250234%
SD42	Jones County, South Dakota	0.0451732597%
SD43	Kingsbury County, South Dakota	0.3721763025%
SD44	Lake County, South Dakota	0.8273932428%
SD45	Lawrence County, South Dakota	2.3838237581%
SD46	Lincoln County, South Dakota	1.2611723923%
SD47	Lyman County, South Dakota	0.3239942300%

State ID	Qualifying Subdivision	Consolidated State Allocation
SD48	Marshall County, South Dakota	0.5625107271%
SD49	McCook County, South Dakota	0.3047773840%
SD50	McPherson County, South Dakota	0.1613184030%
SD51	Meade County, South Dakota	3.2698326502%
SD52	Mellette County, South Dakota	0.1848247525%
SD53	Miner County, South Dakota	0.1616739703%
SD54	Minnehaha County, South Dakota	12.2243522517%
SD55	Mitchell City, South Dakota	1.5031732329%
SD56	Moody County, South Dakota	0.4743937985%
SD57	Oglala Lakota County, South Dakota	1.3919692864%
SD58	Pennington County, South Dakota	8.0611767283%
SD59	Perkins County, South Dakota	0.3755374403%
SD60	Pierre City, South Dakota	0.6216678331%
SD61	Potter County, South Dakota	0.1893444561%
SD62	Rapid City, South Dakota	6.9492723574%
SD63	Roberts County, South Dakota	0.9943780269%
SD64	Sanborn County, South Dakota	0.1141857404%
SD65	Sioux Falls City, South Dakota	21.6732660428%
SD66	Spearfish City, South Dakota	0.8208633410%
SD67	Spink County, South Dakota	0.7324773052%
SD68	Stanley County, South Dakota	0.1733882380%
SD69	Sully County, South Dakota	0.0632218131%
SD70	Todd County, South Dakota	1.0677859248%
SD71	Tripp County, South Dakota	0.6252580903%
SD72	Turner County, South Dakota	0.6536969906%
SD73	Union County, South Dakota	1.4531041680%
SD74	Vermillion City, South Dakota	0.5912781760%
SD75	Walworth County, South Dakota	0.5615110318%
SD76	Watertown City, South Dakota	1.6132964277%
SD77	Yankton City, South Dakota	1.2219897393%
SD78	Yankton County, South Dakota	1.4233435084%
SD79	Ziebach County, South Dakota	0.3085103004%

State ID	Qualifying Subdivision	Consolidated State Allocation
TN3	Anderson County, Tennessee	1.2063249026%
TN5	Arlington Town, Tennessee	0.0036566309%
TN8	Bartlett City, Tennessee	0.0730561566%
TN10	Bedford County, Tennessee	0.5762663555%
TN12	Benton County, Tennessee	0.5216608068%
TN13	Bledsoe County, Tennessee	0.1398580820%
TN14	Blount County, Tennessee	1.9196465581%
TN15	Bradley County, Tennessee	1.0430217552%
TN16	Brentwood City, Tennessee	0.0478208600%
TN17	Bristol City, Tennessee	0.5426871150%
TN19	Campbell County, Tennessee	1.5974370559%
TN20	Cannon County, Tennessee	0.3205453949%
TN21	Carroll County, Tennessee	0.4438060785%
TN22	Carter County, Tennessee	0.8435596891%
TN27	Chattanooga City, Tennessee	0.4981237028%
TN28	Cheatham County, Tennessee	0.8209998781%
TN29	Chester County, Tennessee	0.1751399118%
TN30	Claiborne County, Tennessee	1.1929412357%
TN31	Clarksville City, Tennessee	0.2296815192%
TN32	Clay County, Tennessee	0.3261509170%
TN33	Cleveland City, Tennessee	0.5531282252%
TN36	Cocke County, Tennessee	0.8746257470%
TN37	Coffee County, Tennessee	0.8953551698%
TN39	Collierville Town, Tennessee	0.0617375387%
TN41	Columbia City, Tennessee	0.0390894158%
TN42	Cookeville City, Tennessee	0.8404101920%
TN45	Crockett County, Tennessee	0.1232062476%
TN47	Cumberland County, Tennessee	0.8784847959%
TN48	Dandridge Town, Tennessee	0.0109089663%
TN49	De Kalb County, Tennessee	0.4478425886%
TN50	Decatur County, Tennessee	0.3607195939%
TN51	Decatur Town, Tennessee	0.0050599481%
TN53	Dickson County, Tennessee	0.8341347308%
TN56	Dyer County, Tennessee	0.4019088559%
TN64	Fayette County, Tennessee	0.3157083831%
TN66	Fentress County, Tennessee	0.5526714656%
TN67	Franklin City, Tennessee	0.1089989646%
TN68	Franklin County, Tennessee	0.6323371108%
TN69	Gallatin City, Tennessee	0.0760079674%
TN70	Gatlinburg City, Tennessee	0.0507819668%
TN71	Germantown City, Tennessee	0.0687501047%
TN72	Gibson County, Tennessee	0.4940695219%
TN73	Giles County, Tennessee	0.4604367666%
TN75	Grainger County, Tennessee	0.4671260668%
TN76	Greene County, Tennessee	1.2127967101%
TN78	Grundy County, Tennessee	0.3896858892%
TN79	Hamblen County, Tennessee	2.2614488604%
TN80	Hamilton County, Tennessee	4.2055530346%
TN81	Hancock County, Tennessee	0.2089065376%

State ID	Qualifying Subdivision	Consolidated State Allocation
TN82	Hardeman County, Tennessee	0.2150658408%
TN83	Hardin County, Tennessee	0.5683946644%
TN84	Hartsville/Trousdale County, Tennessee	0.1139641522%
TN85	Hawkins County, Tennessee	1.0968095083%
TN86	Haywood County, Tennessee	0.1104263592%
TN87	Henderson County, Tennessee	0.2498867656%
TN88	Hendersonville City, Tennessee	0.1137407554%
TN89	Henry County, Tennessee	0.6661685991%
TN90	Hickman County, Tennessee	0.2804089244%
TN91	Houston County, Tennessee	0.1198735525%
TN92	Humphreys County, Tennessee	0.2441608982%
TN93	Jackson City, Tennessee	0.0431370644%
TN94	Jackson County, Tennessee	0.2780985367%
TN95	Jefferson County, Tennessee	0.8912247367%
TN96	Johnson City, Tennessee	1.0682855260%
TN97	Johnson County, Tennessee	0.2282065978%
TN98	Kingsport City, Tennessee	0.9871149359%
TN99	Knox County, Tennessee	9.1809198144%
TN100	Knoxville City, Tennessee	1.5417816888%
TN101	La Vergne City, Tennessee	0.0518950147%
TN102	Lake County, Tennessee	0.0671464632%
TN104	Lauderdale County, Tennessee	0.2733775153%
TN105	Lawrence County, Tennessee	0.6992850503%
TN107	Lebanon City, Tennessee	0.1110258247%
TN108	Lewis County, Tennessee	0.1528225920%
TN110	Lexington City, Tennessee	0.0796867496%
TN112	Lincoln County, Tennessee	0.4060784411%
TN115	Loudon County, Tennessee	0.8992484296%
TN116	Lynchburg, Moore County Metropolitan Government, Tennessee	0.0579106070%
TN118	Macon County, Tennessee	0.3091017000%
TN119	Madison County, Tennessee	0.8907256845%
TN121	Marion County, Tennessee	0.3637161259%
TN122	Marshall County, Tennessee	0.5422227344%
TN124	Maryville City, Tennessee	0.3223901040%
TN125	Maury County, Tennessee	1.0772540178%
TN126	McMinn County, Tennessee	0.9297273747%
TN128	McNairy County, Tennessee	0.4269884656%
TN129	Meigs County, Tennessee	0.2016450737%
TN130	Memphis City, Tennessee	4.9079216307%
TN131	Millington City, Tennessee	0.0212200583%
TN133	Monroe County, Tennessee	0.7506735593%
TN135	Montgomery County, Tennessee	1.6758545682%
TN136	Morgan County, Tennessee	0.5132562715%
TN138	Morristown City, Tennessee	0.3919462797%
TN139	Mount Juliet City, Tennessee	0.0577622481%
TN141	Murfreesboro City, Tennessee	0.7283549414%



State ID	Qualifying Subdivision	Consolidated State Allocation
TN142	Nashville-Davidson Metropolitan Government, Tennessee	8.9810236006%
TN145	Oak Ridge City, Tennessee	0.9598050011%
TN146	Obion County, Tennessee	0.3198033491%
TN147	Overton County, Tennessee	0.5461670803%
TN149	Perry County, Tennessee	0.0857864664%
TN151	Pickett County, Tennessee	0.1471132648%
TN152	Pigeon Forge City, Tennessee	0.0877322588%
TN154	Polk County, Tennessee	0.3220131560%
TN157	Putnam County, Tennessee	0.3930896023%
TN159	Rhea County, Tennessee	0.5404420504%
TN160	Ripley City, Tennessee	0.0190759934%
TN161	Roane County, Tennessee	1.6361535854%
TN162	Robertson County, Tennessee	0.9333043197%
TN163	Rutherford County, Tennessee	2.5756978154%
TN164	Scott County, Tennessee	0.5189341096%
TN165	Sequatchie County, Tennessee	0.2433974548%
TN166	Sevier County, Tennessee	1.4412782095%
TN168	Shelby County, Tennessee	3.5255489082%
TN170	Smith County, Tennessee	0.5711842980%
TN172	Smyrna Town, Tennessee	0.1314691656%
TN176	Spring Hill City, Tennessee	0.0244598773%
TN179	Stewart County, Tennessee	0.1459273147%
TN180	Sullivan County, Tennessee	1.4573397906%
TN181	Sumner County, Tennessee	1.7449087187%
TN182	Tipton County, Tennessee	0.6312749815%
TN184	Unicoi County, Tennessee	0.3464527663%
TN186	Union County, Tennessee	0.5606745148%
TN187	Van Buren County, Tennessee	0.0479172535%
TN189	Warren County, Tennessee	0.5719112694%
TN191	Washington County, Tennessee	1.1061046159%
TN192	Wayne County, Tennessee	0.2328717594%
TN194	Weakley County, Tennessee	0.3874777573%
TN195	White County, Tennessee	0.4162394991%
TN197	Williamson County, Tennessee	1.6843304984%
TN198	Wilson County, Tennessee	1.4019072760%

State ID	Qualifying Subdivision	Consolidated State Allocation
TX1	Abbott City, Texas	0.0004586670%
TX2	Abernathy City, Texas	0.0000733330%
TX3	Abilene City, Texas	0.3758786670%
TX4	Ackerly City, Texas	0.0000140000%
TX5	Addison Town, Texas	0.0387293330%
TX6	Adrian City, Texas	0.0001206670%
TX7	Agua Dulce City, Texas	0.0000286670%
TX8	Alamo City, Texas	0.0147473330%
TX9	Alamo Heights City, Texas	0.0187986670%
TX10	Alba Town, Texas	0.0021306670%
TX11	Albany City, Texas	0.0001200000%
TX12	Aledo City, Texas	0.0002206670%
TX13	Alice City, Texas	0.0475273330%
TX14	Allen City, Texas	0.2100540000%
TX15	Alma Town, Texas	0.0007380000%
TX16	Alpine City, Texas	0.0197906670%
TX17	Alto Town, Texas	0.0025113330%
TX18	Alton City, Texas	0.0076933330%
TX19	Alvarado City, Texas	0.0193526670%
TX20	Alvin City, Texas	0.0759746670%
TX21	Alvord Town, Texas	0.0002386670%
TX22	Amarillo City, Texas	0.6584406670%
TX23	Ames City, Texas	0.0037140000%
TX24	Amherst City, Texas	0.0000146670%
TX25	Anahuac City, Texas	0.0003613330%
TX26	Anderson City, Texas	0.0000126670%
TX27	Anderson County, Texas	0.1791753330%
TX28	Andrews City, Texas	0.0126553330%
TX29	Andrews County, Texas	0.0250706670%
TX30	Angelina County, Texas	0.1533040000%
TX31	Angleton City, Texas	0.0418606670%
TX32	Angus City, Texas	0.0002206670%
TX33	Anna City, Texas	0.0060500000%
TX34	Annetta North Town, Texas	0.0000226670%
TX35	Annetta South Town, Texas	0.0004013330%
TX36	Annetta Town, Texas	0.0039706670%
TX37	Annona Town, Texas	0.0004920000%
TX38	Anson City, Texas	0.0034226670%
TX39	Anthony Town, Texas	0.0030093330%
TX40	Anton City, Texas	0.0002960000%
TX41	Appleby City, Texas	0.0010340000%
TX42	Aquilla City, Texas	0.0001386670%
TX43	Aransas County, Texas	0.1776746670%
TX44	Aransas Pass City, Texas	0.0385420000%
TX45	Archer City, Texas	0.0070360000%
TX46	Archer County, Texas	0.0303560000%
TX47	Arcola City, Texas	0.0048600000%
TX48	Argyle City, Texas	0.0076040000%
TX49	Arlington City, Texas	0.4905353330%

State ID	Qualifying Subdivision	Consolidated State Allocation
TX50	Armstrong County, Texas	0.0006493330%
TX51	Arp City, Texas	0.0013393330%
TX52	Asherton City, Texas	0.0000746670%
TX53	Aspermont Town, Texas	0.0000060000%
TX54	Atascosa County, Texas	0.1179353330%
TX55	Athens City, Texas	0.0706280000%
TX56	Atlanta City, Texas	0.0206633330%
TX57	Aubrey City, Texas	0.0100940000%
TX58	Aurora City, Texas	0.0012326670%
TX59	Austin City, Texas	3.2518106670%
TX60	Austin County, Texas	0.0506866670%
TX61	Austwell City, Texas	0.0000726670%
TX62	Avery Town, Texas	0.0000920000%
TX63	Avinger Town, Texas	0.0007433330%
TX64	Azle City, Texas	0.0214753330%
TX65	Bailey City, Texas	0.0006333330%
TX66	Bailey County, Texas	0.0102513330%
TX67	Bailey's Prairie Village, Texas	0.0037360000%
TX68	Baird City, Texas	0.0018680000%
TX69	Balch Springs City, Texas	0.0182386670%
TX70	Balcones Heights City, Texas	0.0158740000%
TX71	Ballinger City, Texas	0.0061146670%
TX72	Balmorhea City, Texas	0.0000420000%
TX73	Bandera City, Texas	0.0019286670%
TX74	Bandera County, Texas	0.0578766670%
TX75	Bangs City, Texas	0.0020333330%
TX76	Bardwell City, Texas	0.0002413330%
TX77	Barry City, Texas	0.0001333330%
TX78	Barstow City, Texas	0.0000406670%
TX79	Bartlett City, Texas	0.0022493330%
TX80	Bartonville Town, Texas	0.0059246670%
TX81	Bastrop City, Texas	0.0308800000%
TX82	Bastrop County, Texas	0.2293066670%
TX83	Bay City, Texas	0.0386080000%
TX84	Baylor County, Texas	0.0198880000%
TX85	Bayou Vista City, Texas	0.0041600000%
TX86	Bayside Town, Texas	0.0001613330%
TX87	Baytown City, Texas	0.1440440000%
TX88	Bayview Town, Texas	0.0000273330%
TX89	Beach City, Texas	0.0083366670%
TX90	Bear Creek Village, Texas	0.0006040000%
TX91	Beasley City, Texas	0.0000866670%
TX92	Beaumont City, Texas	0.4553400000%
TX93	Beckville City, Texas	0.0008313330%
TX94	Bedford City, Texas	0.0628760000%
TX95	Bedias City, Texas	0.0023166670%
TX96	Bee Cave City, Texas	0.0085753330%
TX97	Bee County, Texas	0.0652293330%
TX98	Beeville City, Texas	0.0160180000%

State ID	Qualifying Subdivision	Consolidated State Allocation
TX99	Bell County, Texas	0.4338320000%
TX100	Bellaire City, Texas	0.0275093330%
TX101	Bellevue City, Texas	0.0000373330%
TX102	Bellmead City, Texas	0.0096580000%
TX103	Bells Town, Texas	0.0012606670%
TX104	Bellville City, Texas	0.0049920000%
TX105	Belton City, Texas	0.0484533330%
TX106	Benavides City, Texas	0.0001013330%
TX107	Benbrook City, Texas	0.0292793330%
TX108	Benjamin City, Texas	0.0006340000%
TX109	Berryville Town, Texas	0.0095860000%
TX110	Bertram City, Texas	0.0001213330%
TX111	Beverly Hills City, Texas	0.0028906670%
TX112	Bevil Oaks City, Texas	0.0003660000%
TX113	Bexar County, Texas	4.6714346670%
TX114	Big Lake City, Texas	0.0003646670%
TX115	Big Sandy Town, Texas	0.0030526670%
TX116	Big Spring City, Texas	0.1266186670%
TX117	Big Wells City, Texas	0.0001573330%
TX118	Bishop City, Texas	0.0054753330%
TX119	Bishop Hills Town, Texas	0.0002153330%
TX120	Blackwell City, Texas	0.0000206670%
TX121	Blanco City, Texas	0.0041273330%
TX122	Blanco County, Texas	0.0328153330%
TX123	Blanket Town, Texas	0.0000980000%
TX124	Bloomburg Town, Texas	0.0006733330%
TX125	Blooming Grove Town, Texas	0.0002346670%
TX126	Blossom City, Texas	0.0001320000%
TX127	Blue Mound City, Texas	0.0019253330%
TX128	Blue Ridge City, Texas	0.0008966670%
TX129	Blum Town, Texas	0.0010813330%
TX130	Boerne City, Texas	0.0303840000%
TX131	Bogata City, Texas	0.0024326670%
TX132	Bonham City, Texas	0.0672726670%
TX133	Bonney Village, Texas	0.0016733330%
TX134	Booker Town, Texas	0.0006906670%
TX135	Borden County, Texas	0.0006666670%
TX136	Borger City, Texas	0.0464533330%
TX137	Bosque County, Texas	0.0473820000%
TX138	Bovina City, Texas	0.0001153330%
TX139	Bowie City, Texas	0.0557466670%
TX140	Bowie County, Texas	0.1554600000%
TX141	Boyd Town, Texas	0.0046353330%
TX142	Brackettville City, Texas	0.0000053330%
TX143	Brady City, Texas	0.0183200000%
TX144	Brazoria City, Texas	0.0076913330%
TX145	Brazoria County, Texas	0.6807266670%
TX146	Brazos Bend City, Texas	0.0003080000%
TX147	Brazos Country City, Texas	0.0006013330%

State ID	Qualifying Subdivision	Consolidated State Allocation
TX148	Brazos County, Texas	0.2280580000%
TX149	Breckenridge City, Texas	0.0159840000%
TX150	Bremond City, Texas	0.0037026670%
TX151	Brenham City, Texas	0.0365000000%
TX152	Brewster County, Texas	0.0400580000%
TX153	Briarcliff Village, Texas	0.0003813330%
TX154	Briaroaks City, Texas	0.0000380000%
TX155	Bridge City, Texas	0.0538373330%
TX156	Bridgeport City, Texas	0.0222006670%
TX157	Briscoe County, Texas	0.0006513330%
TX158	Broadus Town, Texas	0.0000206670%
TX159	Bronte Town, Texas	0.0000660000%
TX160	Brooks County, Texas	0.0138066670%
TX161	Brookshire City, Texas	0.0042706670%
TX162	Brookside Village City, Texas	0.0007400000%
TX163	Brown County, Texas	0.1289446670%
TX164	Browndell City, Texas	0.0001013330%
TX165	Brownfield City, Texas	0.0096346670%
TX166	Brownsboro City, Texas	0.0021173330%
TX167	Brownsville City, Texas	0.2833713330%
TX168	Brownwood City, Texas	0.1110480000%
TX169	Bruceville-Eddy City, Texas	0.0011280000%
TX170	Bryan City, Texas	0.1645980000%
TX171	Bryson City, Texas	0.0008186670%
TX172	Buckholts Town, Texas	0.0007420000%
TX173	Buda City, Texas	0.0071893330%
TX174	Buffalo City, Texas	0.0079106670%
TX175	Buffalo Gap Town, Texas	0.0000586670%
TX176	Buffalo Springs Village, Texas	0.0001253330%
TX177	Bullard Town, Texas	0.0049913330%
TX178	Bulverde City, Texas	0.0096240000%
TX179	Bunker Hill Village City, Texas	0.0003146670%
TX180	Burkburnett City, Texas	0.0252293330%
TX181	Burke City, Texas	0.0007426670%
TX182	Burleson City, Texas	0.1011860000%
TX183	Burleson County, Texas	0.0468293330%
TX184	Burnet City, Texas	0.0222300000%
TX185	Burnet County, Texas	0.1265526670%
TX186	Burton City, Texas	0.0006246670%
TX187	Byers City, Texas	0.0000513330%
TX188	Bynum Town, Texas	0.0002533330%
TX189	Cactus City, Texas	0.0031860000%
TX190	Caddo Mills City, Texas	0.0000286670%
TX191	Caldwell City, Texas	0.0121633330%
TX192	Caldwell County, Texas	0.0576086670%
TX193	Calhoun County, Texas	0.0852840000%
TX194	Callahan County, Texas	0.0085960000%
TX195	Callisburg City, Texas	0.0000673330%
TX196	Calvert City, Texas	0.0005146670%

State ID	Qualifying Subdivision	Consolidated State Allocation
TX197	Cameron City, Texas	0.0073940000%
TX198	Cameron County, Texas	0.3580173330%
TX199	Camp County, Texas	0.0192340000%
TX200	Camp Wood City, Texas	0.0002813330%
TX201	Campbell City, Texas	0.0007440000%
TX202	Canadian City, Texas	0.0007266670%
TX203	Caney City Town, Texas	0.0013366670%
TX204	Canton City, Texas	0.0378226670%
TX205	Canyon City, Texas	0.0175006670%
TX206	Carbon Town, Texas	0.0004133330%
TX207	Carl's Corner Town, Texas	0.0000320000%
TX208	Carmine City, Texas	0.0002566670%
TX209	Carrizo Springs City, Texas	0.0011140000%
TX210	Carrollton City, Texas	0.2068366670%
TX211	Carson County, Texas	0.0196620000%
TX212	Carthage City, Texas	0.0126180000%
TX213	Cashion Community City, Texas	0.0002146670%
TX214	Cass County, Texas	0.0621033330%
TX215	Castle Hills City, Texas	0.0085200000%
TX216	Castro County, Texas	0.0029466670%
TX217	Castroville City, Texas	0.0030166670%
TX218	Cedar Hill City, Texas	0.0467513330%
TX219	Cedar Park City, Texas	0.1237113330%
TX220	Celeste City, Texas	0.0008533330%
TX221	Celina City, Texas	0.0121886670%
TX222	Center City, Texas	0.0392253330%
TX223	Centerville City, Texas	0.0002566670%
TX224	Chambers County, Texas	0.1021253330%
TX225	Chandler City, Texas	0.0115760000%
TX226	Channing City, Texas	0.0000013330%
TX227	Charlotte City, Texas	0.0028380000%
TX228	Cherokee County, Texas	0.1044080000%
TX229	Chester Town, Texas	0.0007826670%
TX230	Chico City, Texas	0.0019520000%
TX231	Childress City, Texas	0.0252773330%
TX232	Childress County, Texas	0.0337213330%
TX233	Chillicothe City, Texas	0.0001146670%
TX234	China City, Texas	0.0003480000%
TX235	China Grove Town, Texas	0.0003986670%
TX236	Chireno City, Texas	0.0010453330%
TX237	Christine Town, Texas	0.0002360000%
TX238	Cibolo City, Texas	0.0091266670%
TX239	Cisco City, Texas	0.0048120000%
TX240	Clarendon City, Texas	0.0000760000%
TX241	Clarksville City, Texas	0.0139273330%
TX242	Clarksville City, Texas	0.0000360000%
TX243	Claude City, Texas	0.0000173330%
TX244	Clay County, Texas	0.0480333330%
TX245	Clear Lake Shores City, Texas	0.0044546670%

State ID	Qualifying Subdivision	Consolidated State Allocation
TX246	Cleburne City, Texas	0.1521226670%
TX247	Cleveland City, Texas	0.0645980000%
TX248	Clifton City, Texas	0.0066260000%
TX249	Clint Town, Texas	0.0002500000%
TX250	Clute City, Texas	0.0342333330%
TX251	Clyde City, Texas	0.0115246670%
TX252	Coahoma Town, Texas	0.0015273330%
TX253	Cochran County, Texas	0.0022593330%
TX254	Cockrell Hill City, Texas	0.0003413330%
TX255	Coffee City Town, Texas	0.0007246670%
TX256	Coke County, Texas	0.0036813330%
TX257	Coldspring City, Texas	0.0002980000%
TX258	Coleman City, Texas	0.0036280000%
TX259	Coleman County, Texas	0.0027760000%
TX260	College Station City, Texas	0.1720980000%
TX261	Colleyville City, Texas	0.0306993330%
TX262	Collin County, Texas	0.8444806670%
TX263	Collingsworth County, Texas	0.0128226670%
TX264	Collinsville Town, Texas	0.0012206670%
TX265	Colmesneil City, Texas	0.0014740000%
TX266	Colorado City, Texas	0.0056033330%
TX267	Colorado County, Texas	0.0327226670%
TX268	Columbus City, Texas	0.0045780000%
TX269	Comal County, Texas	0.2640946670%
TX270	Comanche City, Texas	0.0110020000%
TX271	Comanche County, Texas	0.0339760000%
TX272	Combes Town, Texas	0.0011400000%
TX273	Combine City, Texas	0.0012613330%
TX274	Commerce City, Texas	0.0225793330%
TX275	Como Town, Texas	0.0002766670%
TX276	Concho County, Texas	0.0025726670%
TX277	Conroe City, Texas	0.3111140000%
TX278	Converse City, Texas	0.0184620000%
TX279	Cooke County, Texas	0.1336340000%
TX280	Cool City, Texas	0.0004873330%
TX281	Coolidge Town, Texas	0.0001620000%
TX282	Cooper City, Texas	0.0002413330%
TX283	Coppell City, Texas	0.0577286670%
TX284	Copper Canyon Town, Texas	0.0003260000%
TX285	Copperas Cove City, Texas	0.0889946670%
TX286	Corinth City, Texas	0.0501986670%
TX287	Corpus Christi City, Texas	1.2084713330%
TX288	Corral City Town, Texas	0.0000953330%
TX289	Corrigan Town, Texas	0.0142120000%
TX290	Corsicana City, Texas	0.0582066670%
TX291	Coryell County, Texas	0.0824393330%
TX292	Cottle County, Texas	0.0005833330%
TX293	Cottonwood City, Texas	0.0001926670%
TX294	Cottonwood Shores City, Texas	0.0008020000%

State ID	Qualifying Subdivision	Consolidated State Allocation
TX295	Cotulla City, Texas	0.0008340000%
TX296	Coupland City, Texas	0.0001773330%
TX297	Cove City, Texas	0.0002580000%
TX298	Covington City, Texas	0.0003460000%
TX299	Coyote Flats City, Texas	0.0009813330%
TX300	Crandall City, Texas	0.0080626670%
TX301	Crane City, Texas	0.0070660000%
TX302	Crane County, Texas	0.0174306670%
TX303	Cranfills Gap City, Texas	0.0000853330%
TX304	Crawford Town, Texas	0.0002553330%
TX305	Creedmoor City, Texas	0.0000106670%
TX306	Cresson City, Texas	0.0007240000%
TX307	Crockett City, Texas	0.0156020000%
TX308	Crockett County, Texas	0.0121400000%
TX309	Crosby County, Texas	0.0122586670%
TX310	Crosbyton City, Texas	0.0009986670%
TX311	Cross Plains Town, Texas	0.0032513330%
TX312	Cross Roads Town, Texas	0.0001626670%
TX313	Cross Timber Town, Texas	0.0003613330%
TX314	Crowell City, Texas	0.0042233330%
TX315	Crowley City, Texas	0.0148966670%
TX316	Crystal City, Texas	0.0129413330%
TX317	Cuero City, Texas	0.0164593330%
TX318	Culberson County, Texas	0.0005260000%
TX319	Cumby City, Texas	0.0035466670%
TX320	Cuney Town, Texas	0.0004040000%
TX321	Cushing City, Texas	0.0007466670%
TX322	Cut and Shoot City, Texas	0.0014273330%
TX323	Daingerfield City, Texas	0.0083173330%
TX324	Daisetta City, Texas	0.0035800000%
TX325	Dalhart City, Texas	0.0077393330%
TX326	Dallam County, Texas	0.0144573330%
TX327	Dallas City, Texas	1.9999346670%
TX328	Dallas County, Texas	5.6921940000%
TX329	Dalworthington Gardens City, Texas	0.0040400000%
TX330	Danbury City, Texas	0.0028206670%
TX331	Darrouzett Town, Texas	0.0000673330%
TX332	Dawson County, Texas	0.0312740000%
TX333	Dawson Town, Texas	0.0004000000%
TX334	Dayton City, Texas	0.0314146670%
TX335	Dayton Lakes City, Texas	0.0000253330%
TX336	De Kalb City, Texas	0.0006900000%
TX337	De Leon City, Texas	0.0054786670%
TX338	De Witt County, Texas	0.0459300000%
TX339	Deaf Smith County, Texas	0.0230213330%
TX340	Dean City, Texas	0.0000940000%
TX341	Decatur City, Texas	0.0377793330%
TX342	Decordova City, Texas	0.0091853330%



State ID	Qualifying Subdivision	Consolidated State Allocation
TX343	Deer Park City, Texas	0.0329253330%
TX344	Del Rio City, Texas	0.0393706670%
TX345	Dell City, Texas	0.0000100000%
TX346	Delta County, Texas	0.0203893330%
TX347	Denison City, Texas	0.1402840000%
TX348	Denton City, Texas	0.3055560000%
TX349	Denton County, Texas	0.7548653330%
TX350	Denver City Town, Texas	0.0014026670%
TX351	Deport City, Texas	0.0000280000%
TX352	Desoto City, Texas	0.0482666670%
TX353	Detroit Town, Texas	0.0006433330%
TX354	Devers City, Texas	0.0001273330%
TX355	Devine City, Texas	0.0029026670%
TX356	Diboll City, Texas	0.0170220000%
TX357	Dickens City, Texas	0.0000473330%
TX358	Dickens County, Texas	0.0012486670%
TX359	Dickinson City, Texas	0.0557886670%
TX360	Dilley City, Texas	0.0017553330%
TX361	Dimmit County, Texas	0.0221960000%
TX362	Dimmitt City, Texas	0.0006746670%
TX363	Dish Town, Texas	0.0000126670%
TX364	Dodd City Town, Texas	0.0008073330%
TX365	Dodson Town, Texas	0.0002980000%
TX366	Domino Town, Texas	0.0001306670%
TX367	Donley County, Texas	0.0149133330%
TX368	Donna City, Texas	0.0091986670%
TX369	Dorchester City, Texas	0.0001540000%
TX370	Double Oak Town, Texas	0.0031766670%
TX371	Douglassville Town, Texas	0.0003826670%
TX372	Dripping Springs City, Texas	0.0005406670%
TX373	Driscoll City, Texas	0.0000260000%
TX374	Dublin City, Texas	0.0096520000%
TX375	Dumas City, Texas	0.0174860000%
TX376	Duncanville City, Texas	0.0388853330%
TX377	Duval County, Texas	0.0327393330%
TX378	Eagle Lake City, Texas	0.0032546670%
TX379	Eagle Pass City, Texas	0.0373366670%
TX380	Early City, Texas	0.0098920000%
TX381	Earth City, Texas	0.0001613330%
TX382	East Bernard City, Texas	0.0037026670%
TX383	East Mountain City, Texas	0.0016626670%
TX384	East Tawakoni City, Texas	0.0018153330%
TX385	Eastland City, Texas	0.0105973330%
TX386	Eastland County, Texas	0.0348500000%
TX387	Easton City, Texas	0.0002193330%
TX388	Ector City, Texas	0.0007386670%
TX389	Ector County, Texas	0.3200000000%
TX390	Edcouch City, Texas	0.0027340000%
TX391	Eden City, Texas	0.0003313330%

State ID	Qualifying Subdivision	Consolidated State Allocation
TX392	Edgecliff Village Town, Texas	0.0014880000%
TX393	Edgewood Town, Texas	0.0087693330%
TX394	Edinburg City, Texas	0.0805893330%
TX395	Edmonson Town, Texas	0.0000906670%
TX396	Edna City, Texas	0.0121293330%
TX397	Edom City, Texas	0.0014326670%
TX398	Edwards County, Texas	0.0006500000%
TX399	El Campo City, Texas	0.0211333330%
TX400	El Cenizo City, Texas	0.0004140000%
TX401	El Lago City, Texas	0.0037360000%
TX402	El Paso City, Texas	0.8162473330%
TX403	El Paso County, Texas	1.7280806670%
TX404	Eldorado City, Texas	0.0000333330%
TX405	Electra City, Texas	0.0104773330%
TX406	Elgin City, Texas	0.0175226670%
TX407	Elkhart Town, Texas	0.0002006670%
TX408	Ellis County, Texas	0.2102480000%
TX409	Elmendorf City, Texas	0.0004973330%
TX410	Elsa City, Texas	0.0051466670%
TX411	Emhouse Town, Texas	0.0000553330%
TX412	Emory City, Texas	0.0025853330%
TX413	Enchanted Oaks Town, Texas	0.0008660000%
TX414	Encinal City, Texas	0.0010100000%
TX415	Ennis City, Texas	0.0545593330%
TX416	Erath County, Texas	0.0684106670%
TX417	Escobares City, Texas	0.0000266670%
TX418	Estelline Town, Texas	0.0006060000%
TX419	Eules City, Texas	0.0618826670%
TX420	Eureka City, Texas	0.0002226670%
TX421	Eustace City, Texas	0.0013926670%
TX422	Evant Town, Texas	0.0013786670%
TX423	Everman City, Texas	0.0051280000%
TX424	Fair Oaks Ranch City, Texas	0.0053846670%
TX425	Fairchilds Village, Texas	0.0000540000%
TX426	Fairfield City, Texas	0.0008300000%
TX427	Fairview Town, Texas	0.0214966670%
TX428	Falfurrias City, Texas	0.0014806670%
TX429	Falls City, Texas	0.0000273330%
TX430	Falls County, Texas	0.0230146670%
TX431	Fannin County, Texas	0.0877686670%
TX432	Farmers Branch City, Texas	0.0630213330%
TX433	Farmersville City, Texas	0.0070213330%
TX434	Farwell City, Texas	0.0002286670%
TX435	Fate City, Texas	0.0023153330%
TX436	Fayette County, Texas	0.0616266670%
TX437	Fayetteville City, Texas	0.0002606670%
TX438	Ferris City, Texas	0.0092486670%
TX439	Fisher County, Texas	0.0036786670%
TX440	Flatonia Town, Texas	0.0037740000%

State ID	Qualifying Subdivision	Consolidated State Allocation
TX441	Florence City, Texas	0.0026326670%
TX442	Floresville City, Texas	0.0144660000%
TX443	Flower Mound Town, Texas	0.1435040000%
TX444	Floyd County, Texas	0.0060326670%
TX445	Floydada City, Texas	0.0042380000%
TX446	Foard County, Texas	0.0038426670%
TX447	Follett City, Texas	0.0001413330%
TX448	Forest Hill City, Texas	0.0174213330%
TX449	Forney City, Texas	0.0534080000%
TX450	Forsan City, Texas	0.0003840000%
TX451	Fort Bend County, Texas	1.0044793330%
TX452	Fort Stockton City, Texas	0.0029406670%
TX453	Fort Worth City, Texas	1.4138600000%
TX454	Franklin City, Texas	0.0026206670%
TX455	Franklin County, Texas	0.0171886670%
TX456	Frankston Town, Texas	0.0001826670%
TX457	Fredericksburg City, Texas	0.0376573330%
TX458	Freeport City, Texas	0.0486486670%
TX459	Freer City, Texas	0.0021806670%
TX460	Freestone County, Texas	0.0336633330%
TX461	Friendswood City, Texas	0.0935533330%
TX462	Frio County, Texas	0.0133026670%
TX463	Friona City, Texas	0.0018986670%
TX464	Frisco City, Texas	0.2702060000%
TX465	Fritch City, Texas	0.0030320000%
TX466	Frost City, Texas	0.0002140000%
TX467	Fruitvale City, Texas	0.0015626670%
TX468	Fulshear City, Texas	0.0035146670%
TX469	Fulton Town, Texas	0.0010680000%
TX470	Gaines County, Texas	0.0362313330%
TX471	Gainesville City, Texas	0.1026533330%
TX472	Galena Park City, Texas	0.0087286670%
TX473	Gallatin City, Texas	0.0008353330%
TX474	Galveston City, Texas	0.3254580000%
TX475	Galveston County, Texas	0.7493953330%
TX476	Ganado City, Texas	0.0036733330%
TX477	Garden Ridge City, Texas	0.0075673330%
TX478	Garland City, Texas	0.2801626670%
TX479	Garrett Town, Texas	0.0016733330%
TX480	Garrison City, Texas	0.0023700000%
TX481	Gary City Town, Texas	0.0003000000%
TX482	Garza County, Texas	0.0059626670%
TX483	Gatesville City, Texas	0.0179960000%
TX484	George West City, Texas	0.0041380000%
TX485	Georgetown City, Texas	0.1505973330%
TX486	Gholson City, Texas	0.0010033330%
TX487	Giddings City, Texas	0.0084493330%
TX488	Gillespie County, Texas	0.0421273330%
TX489	Gilmer City, Texas	0.0226340000%

State ID	Qualifying Subdivision	Consolidated State Allocation
TX490	Gladewater City, Texas	0.0164253330%
TX491	Glasscock County, Texas	0.0006666670%
TX492	Glen Rose City, Texas	0.0003600000%
TX493	Glenn Heights City, Texas	0.0110620000%
TX494	Godley City, Texas	0.0020766670%
TX495	Goldsmith City, Texas	0.0004513330%
TX496	Goldthwaite City, Texas	0.0008166670%
TX497	Goliad City, Texas	0.0023753330%
TX498	Goliad County, Texas	0.0231066670%
TX499	Golinda City, Texas	0.0000666670%
TX500	Gonzales City, Texas	0.0099213330%
TX501	Gonzales County, Texas	0.0221533330%
TX502	Goodlow City, Texas	0.0001473330%
TX503	Goodrich City, Texas	0.0064286670%
TX504	Gordon City, Texas	0.0002433330%
TX505	Goree City, Texas	0.0004993330%
TX506	Gorman City, Texas	0.0020713330%
TX507	Graford City, Texas	0.0000153330%
TX508	Graham City, Texas	0.1569520000%
TX509	Granbury City, Texas	0.0478233330%
TX510	Grand Prairie City, Texas	0.2969593330%
TX511	Grand Saline City, Texas	0.0242753330%
TX512	Grandfalls Town, Texas	0.0000433330%
TX513	Grandview City, Texas	0.0044000000%
TX514	Granger City, Texas	0.0018273330%
TX515	Granite Shoals City, Texas	0.0078893330%
TX516	Granjeno City, Texas	0.0000286670%
TX517	Grapeland City, Texas	0.0048580000%
TX518	Grapevine City, Texas	0.0861300000%
TX519	Gray County, Texas	0.0439226670%
TX520	Grays Prairie Village, Texas	0.0000113330%
TX521	Grayson County, Texas	0.3593886670%
TX522	Greenville City, Texas	0.1354080000%
TX523	Gregg County, Texas	0.1624960000%
TX524	Gregory City, Texas	0.0031313330%
TX525	Grey Forest City, Texas	0.0003160000%
TX526	Grimes County, Texas	0.0632520000%
TX527	Groesbeck City, Texas	0.0038300000%
TX528	Groom Town, Texas	0.0006433330%
TX529	Groves City, Texas	0.0271680000%
TX530	Groveton City, Texas	0.0058846670%
TX531	Gruver City, Texas	0.0007773330%
TX532	Guadalupe County, Texas	0.0978826670%
TX533	Gun Barrel City, Texas	0.0242013330%
TX534	Gunter City, Texas	0.0030726670%
TX535	Gustine Town, Texas	0.0000226670%
TX536	Hackberry Town, Texas	0.0000626670%
TX537	Hale Center City, Texas	0.0040280000%
TX538	Hale County, Texas	0.0527666670%

State ID	Qualifying Subdivision	Consolidated State Allocation
TX539	Hall County, Texas	0.0059553330%
TX540	Hallettsville City, Texas	0.0045966670%
TX541	Hallsburg City, Texas	0.0001813330%
TX542	Hallsville City, Texas	0.0068260000%
TX543	Haltom City, Texas	0.0478666670%
TX544	Hamilton City, Texas	0.0023873330%
TX545	Hamilton County, Texas	0.0442380000%
TX546	Hamlin City, Texas	0.0031040000%
TX547	Hansford County, Texas	0.0109440000%
TX548	Happy Town, Texas	0.0002180000%
TX549	Hardeman County, Texas	0.0101460000%
TX550	Hardin City, Texas	0.0000666670%
TX551	Hardin County, Texas	0.2532000000%
TX552	Harker Heights City, Texas	0.0757873330%
TX553	Harlingen City, Texas	0.1102860000%
TX554	Harris County, Texas	9.9774680000%
TX555	Harrison County, Texas	0.1239400000%
TX556	Hart City, Texas	0.0000573330%
TX557	Hartley County, Texas	0.0005240000%
TX558	Haskell City, Texas	0.0072193330%
TX559	Haskell County, Texas	0.0146740000%
TX560	Haslet City, Texas	0.0012720000%
TX561	Hawk Cove City, Texas	0.0004493330%
TX562	Hawkins City, Texas	0.0052880000%
TX563	Hawley City, Texas	0.0006206670%
TX564	Hays City, Texas	0.0003373330%
TX565	Hays County, Texas	0.3529926670%
TX566	Hearne City, Texas	0.0112160000%
TX567	Heath City, Texas	0.0191673330%
TX568	Hebron Town, Texas	0.0004580000%
TX569	Hedley City, Texas	0.0000466670%
TX570	Hedwig Village City, Texas	0.0087113330%
TX571	Helotes City, Texas	0.0105266670%
TX572	Hemphill City, Texas	0.0053566670%
TX573	Hemphill County, Texas	0.0095960000%
TX574	Hempstead City, Texas	0.0141600000%
TX575	Henderson City, Texas	0.0399773330%
TX576	Henderson County, Texas	0.2186433330%
TX577	Henrietta City, Texas	0.0018133330%
TX578	Hereford City, Texas	0.0136153330%
TX579	Hewitt City, Texas	0.0131840000%
TX580	Hickory Creek Town, Texas	0.0110066670%
TX581	Hico City, Texas	0.0036893330%
TX582	Hidalgo City, Texas	0.0177473330%
TX583	Hidalgo County, Texas	0.8354020000%
TX584	Hideaway City, Texas	0.0006146670%
TX585	Higgins City, Texas	0.0000286670%
TX586	Highland Haven City, Texas	0.0002133330%
TX587	Highland Park Town, Texas	0.0289220000%

State ID	Qualifying Subdivision	Consolidated State Allocation
TX588	Highland Village City, Texas	0.0335433330%
TX589	Hill Country Village City, Texas	0.0043233330%
TX590	Hill County, Texas	0.0849846670%
TX591	Hillcrest Village, Texas	0.0035633330%
TX592	Hillsboro City, Texas	0.0310726670%
TX593	Hilshire Village City, Texas	0.0005726670%
TX594	Hitchcock City, Texas	0.0191973330%
TX595	Hockley County, Texas	0.0309380000%
TX596	Holiday Lakes Town, Texas	0.0011966670%
TX597	Holland Town, Texas	0.0000513330%
TX598	Holliday City, Texas	0.0039400000%
TX599	Hollywood Park Town, Texas	0.0062826670%
TX600	Hondo City, Texas	0.0768586670%
TX601	Honey Grove City, Texas	0.0047973330%
TX602	Hood County, Texas	0.1947366670%
TX603	Hooks City, Texas	0.0018013330%
TX604	Hopkins County, Texas	0.0996786670%
TX605	Horizon City, Texas	0.0050133330%
TX606	Horseshoe Bay City, Texas	0.0321153330%
TX607	Houston City, Texas	4.6811953330%
TX608	Houston County, Texas	0.0524320000%
TX609	Howard County, Texas	0.0595533330%
TX610	Howardwick City, Texas	0.0000560000%
TX611	Howe Town, Texas	0.0061180000%
TX612	Hubbard City, Texas	0.0024233330%
TX613	Hudson City, Texas	0.0045600000%
TX614	Hudson Oaks City, Texas	0.0104246670%
TX615	Hudspeth County, Texas	0.0006566670%
TX616	Hughes Springs City, Texas	0.0029613330%
TX617	Humble City, Texas	0.0493013330%
TX618	Hunt County, Texas	0.2065673330%
TX619	Hunters Creek Village City, Texas	0.0098053330%
TX620	Huntington City, Texas	0.0058613330%
TX621	Huntsville City, Texas	0.0535820000%
TX622	Hurst City, Texas	0.0661246670%
TX623	Hutchins City, Texas	0.0063673330%
TX624	Hutchinson County, Texas	0.0497533330%
TX625	Hutto City, Texas	0.0255640000%
TX626	Huxley City, Texas	0.0004920000%
TX627	Idalou City, Texas	0.0013326670%
TX628	Impact Town, Texas	0.0000053330%
TX629	Indian Lake Town, Texas	0.0003153330%
TX630	Industry City, Texas	0.0004026670%
TX631	Ingleside City, Texas	0.0269913330%
TX632	Ingleside on the Bay City, Texas	0.0000946670%
TX633	Ingram City, Texas	0.0034953330%
TX634	Iola City, Texas	0.0021093330%
TX635	Iowa Colony Village, Texas	0.0027266670%
TX636	Iowa Park City, Texas	0.0156580000%

State ID	Qualifying Subdivision	Consolidated State Allocation
TX637	Iraan City, Texas	0.0000373330%
TX638	Iredell City, Texas	0.0001440000%
TX639	Irion County, Texas	0.0060700000%
TX640	Irving City, Texas	0.2852120000%
TX641	Italy Town, Texas	0.0035660000%
TX642	Itasca City, Texas	0.0057960000%
TX643	Ivanhoe City, Texas	0.0000173330%
TX644	Jacinto City, Texas	0.0094273330%
TX645	Jack County, Texas	0.0098660000%
TX646	Jacksboro City, Texas	0.0155026670%
TX647	Jackson County, Texas	0.0253226670%
TX648	Jacksonville City, Texas	0.0534526670%
TX649	Jamaica Beach City, Texas	0.0032753330%
TX650	Jarrell City, Texas	0.0016153330%
TX651	Jasper City, Texas	0.0522813330%
TX652	Jasper County, Texas	0.1659033330%
TX653	Jayton City, Texas	0.0000420000%
TX654	Jeff Davis County, Texas	0.0056666670%
TX655	Jefferson City, Texas	0.0074626670%
TX656	Jefferson County, Texas	0.5044093330%
TX657	Jersey Village City, Texas	0.0242313330%
TX658	Jewett City, Texas	0.0062253330%
TX659	Jim Hogg County, Texas	0.0084786670%
TX660	Jim Wells County, Texas	0.1110260000%
TX661	Joaquin City, Texas	0.0005400000%
TX662	Johnson City, Texas	0.0023873330%
TX663	Johnson County, Texas	0.2724613330%
TX664	Jolly City, Texas	0.0000173330%
TX665	Jones County, Texas	0.0146673330%
TX666	Jones Creek Village, Texas	0.0033853330%
TX667	Jonestown City, Texas	0.0042793330%
TX668	Josephine City, Texas	0.0005873330%
TX669	Joshua City, Texas	0.0137460000%
TX670	Jourdanton City, Texas	0.0064000000%
TX671	Junction City, Texas	0.0032166670%
TX672	Justin City, Texas	0.0057166670%
TX673	Karnes City, Texas	0.0077546670%
TX674	Karnes County, Texas	0.0234993330%
TX675	Katy City, Texas	0.0349780000%
TX676	Kaufman City, Texas	0.0184046670%
TX677	Kaufman County, Texas	0.2353646670%
TX678	Keene City, Texas	0.0255306670%
TX679	Keller City, Texas	0.0527926670%
TX680	Kemah City, Texas	0.0188833330%
TX681	Kemp City, Texas	0.0042793330%
TX682	Kempner City, Texas	0.0002200000%
TX683	Kendall County, Texas	0.0670953330%
TX684	Kendleton City, Texas	0.0000086670%
TX685	Kenedy City, Texas	0.0004506670%

State ID	Qualifying Subdivision	Consolidated State Allocation
TX686	Kenedy County, Texas	0.0006666670%
TX687	Kenefick Town, Texas	0.0002773330%
TX688	Kennard City, Texas	0.0000880000%
TX689	Kennedale City, Texas	0.0140160000%
TX690	Kent County, Texas	0.0006260000%
TX691	Kerens City, Texas	0.0012826670%
TX692	Kermit City, Texas	0.0037680000%
TX693	Kerr County, Texas	0.1456346670%
TX694	Kerrville City, Texas	0.1269046670%
TX695	Kilgore City, Texas	0.0703886670%
TX696	Killeen City, Texas	0.3571000000%
TX697	Kimble County, Texas	0.0136533330%
TX698	King County, Texas	0.0006666670%
TX699	Kingsville City, Texas	0.0133886670%
TX700	Kinney County, Texas	0.0014280000%
TX701	Kirby City, Texas	0.0058346670%
TX702	Kirbyville City, Texas	0.0071266670%
TX703	Kirvin Town, Texas	0.0000013330%
TX704	Kleberg County, Texas	0.0827393330%
TX705	Knollwood City, Texas	0.0007733330%
TX706	Knox City Town, Texas	0.0013080000%
TX707	Knox County, Texas	0.0078200000%
TX708	Kosse Town, Texas	0.0016453330%
TX709	Kountze City, Texas	0.0131440000%
TX710	Kress City, Texas	0.0001240000%
TX711	Krugerville City, Texas	0.0010053330%
TX712	Krum City, Texas	0.0064406670%
TX713	Kurten Town, Texas	0.0004573330%
TX714	Kyle City, Texas	0.0345566670%
TX715	La Feria City, Texas	0.0069206670%
TX716	La Grange City, Texas	0.0064153330%
TX717	La Grulla City, Texas	0.0011386670%
TX718	La Joya City, Texas	0.0056380000%
TX719	La Marque City, Texas	0.0659533330%
TX720	La Porte City, Texas	0.0610213330%
TX721	La Salle County, Texas	0.0099833330%
TX722	La Vernia City, Texas	0.0021446670%
TX723	La Villa City, Texas	0.0003813330%
TX724	La Ward City, Texas	0.0002140000%
TX725	Lacoste City, Texas	0.0001060000%
TX726	Lacy-Lakeview City, Texas	0.0077326670%
TX727	Ladonia Town, Texas	0.0013406670%
TX728	Lago Vista City, Texas	0.0091786670%
TX729	Laguna Vista Town, Texas	0.0024593330%
TX730	Lake Bridgeport City, Texas	0.0001546670%
TX731	Lake City Town, Texas	0.0019453330%
TX732	Lake Dallas City, Texas	0.0168760000%
TX733	Lake Jackson City, Texas	0.0505206670%
TX734	Lake Tanglewood Village, Texas	0.0004086670%



State ID	Qualifying Subdivision	Consolidated State Allocation
TX735	Lake Worth City, Texas	0.0133673330%
TX736	Lakeport City, Texas	0.0003086670%
TX737	Lakeside City Town, Texas	0.0001480000%
TX738	Lakeside Town, San Patricio County, Texas	0.0029826670%
TX739	Lakeside Town, Tarrant County, Texas	0.0029826670%
TX740	Lakeview Town, Texas	0.0002846670%
TX741	Lakeway City, Texas	0.0211046670%
TX742	Lakewood Village City, Texas	0.0003713330%
TX743	Lamar County, Texas	0.0943986670%
TX744	Lamb County, Texas	0.0337873330%
TX745	Lamesa City, Texas	0.0197706670%
TX746	Lampasas City, Texas	0.0188073330%
TX747	Lampasas County, Texas	0.0285453330%
TX748	Lancaster City, Texas	0.0604353330%
TX749	Laredo City, Texas	0.5087826670%
TX750	Latexo City, Texas	0.0000826670%
TX751	Lavaca County, Texas	0.0306486670%
TX752	Lavon City, Texas	0.0049566670%
TX753	Lawn Town, Texas	0.0000386670%
TX754	League City, Texas	0.2016120000%
TX755	Leakey City, Texas	0.0001706670%
TX756	Leander City, Texas	0.0590940000%
TX757	Leary City, Texas	0.0005313330%
TX758	Lee County, Texas	0.0203046670%
TX759	Lefors Town, Texas	0.0001060000%
TX760	Leon County, Texas	0.0449286670%
TX761	Leon Valley City, Texas	0.0155053330%
TX762	Leona City, Texas	0.0005886670%
TX763	Leonard City, Texas	0.0056700000%
TX764	Leroy City, Texas	0.0001173330%
TX765	Levelland City, Texas	0.0312320000%
TX766	Lewisville City, Texas	0.2547293330%
TX767	Lexington Town, Texas	0.0015453330%
TX768	Liberty City, Texas	0.0482286670%
TX769	Liberty County, Texas	0.3541413330%
TX770	Liberty Hill City, Texas	0.0018533330%
TX771	Limestone County, Texas	0.0904560000%
TX772	Lincoln Park Town, Texas	0.0004513330%
TX773	Lindale City, Texas	0.0161346670%
TX774	Linden City, Texas	0.0024406670%
TX775	Lindsay City, Texas	0.0008186670%
TX776	Lipan City, Texas	0.0000293330%
TX777	Lipscomb County, Texas	0.0067546670%
TX778	Little Elm City, Texas	0.0462173330%
TX779	Little River-Academy City, Texas	0.0005320000%
TX780	Littlefield City, Texas	0.0051186670%
TX781	Live Oak City, Texas	0.0218266670%

State ID	Qualifying Subdivision	Consolidated State Allocation
TX782	Live Oak County, Texas	0.0264773330%
TX783	Liverpool City, Texas	0.0009566670%
TX784	Livingston Town, Texas	0.0487766670%
TX785	Llano City, Texas	0.0154140000%
TX786	Llano County, Texas	0.0770980000%
TX787	Lockhart City, Texas	0.0327000000%
TX788	Lockney Town, Texas	0.0022006670%
TX789	Log Cabin City, Texas	0.0013066670%
TX790	Lometa City, Texas	0.0007840000%
TX791	Lone Oak City, Texas	0.0011366670%
TX792	Lone Star City, Texas	0.0055220000%
TX793	Longview City, Texas	0.3215026670%
TX794	Loraine Town, Texas	0.0001253330%
TX795	Lorena City, Texas	0.0022600000%
TX796	Lorenzo City, Texas	0.0075720000%
TX797	Los Fresnos City, Texas	0.0074566670%
TX798	Los Indios Town, Texas	0.0001060000%
TX799	Lott City, Texas	0.0010106670%
TX800	Lovelady City, Texas	0.0001660000%
TX801	Loving County, Texas	0.0006666670%
TX802	Lowry Crossing City, Texas	0.0005220000%
TX803	Lubbock City, Texas	0.2132446670%
TX804	Lubbock County, Texas	0.9198126670%
TX805	Lucas City, Texas	0.0035106670%
TX806	Lueders City, Texas	0.0003386670%
TX807	Lufkin City, Texas	0.1877280000%
TX808	Luling City, Texas	0.0196140000%
TX809	Lumberton City, Texas	0.0244060000%
TX810	Lyford City, Texas	0.0020473330%
TX811	Lynn County, Texas	0.0041833330%
TX812	Lytle City, Texas	0.0048153330%
TX813	Mabank Town, Texas	0.0129620000%
TX814	Madison County, Texas	0.0329946670%
TX815	Madisonville City, Texas	0.0076386670%
TX816	Magnolia City, Texas	0.0173540000%
TX817	Malakoff City, Texas	0.0084093330%
TX818	Malone Town, Texas	0.0002926670%
TX819	Manor City, Texas	0.0083326670%
TX820	Mansfield City, Texas	0.1005253330%
TX821	Manvel City, Texas	0.0082033330%
TX822	Marble Falls City, Texas	0.0246926670%
TX823	Marfa City, Texas	0.0000433330%
TX824	Marietta Town, Texas	0.0002253330%
TX825	Marion City, Texas	0.0001833330%
TX826	Marion County, Texas	0.0364853330%
TX827	Marlin City, Texas	0.0144226670%
TX828	Marquez City, Texas	0.0008813330%
TX829	Marshall City, Texas	0.0722473330%
TX830	Mart City, Texas	0.0006186670%

State ID	Qualifying Subdivision	Consolidated State Allocation
TX831	Martin County, Texas	0.0072413330%
TX832	Martindale City, Texas	0.0016246670%
TX833	Mason City, Texas	0.0005180000%
TX834	Mason County, Texas	0.0020893330%
TX835	Matador Town, Texas	0.0008020000%
TX836	Matagorda County, Texas	0.0901593330%
TX837	Mathis City, Texas	0.0104800000%
TX838	Maud City, Texas	0.0002820000%
TX839	Maverick County, Texas	0.0772793330%
TX840	Maypearl City, Texas	0.0006573330%
TX841	McAllen City, Texas	0.2429493330%
TX842	McCamey City, Texas	0.0003613330%
TX843	McCulloch County, Texas	0.0133473330%
TX844	McGregor City, Texas	0.0061033330%
TX845	McKinney City, Texas	0.3002553330%
TX846	McLean Town, Texas	0.0000093330%
TX847	McLendon-Chisholm City, Texas	0.0002740000%
TX848	McLennan County, Texas	0.3530940000%
TX849	McMullen County, Texas	0.0006666670%
TX850	Meadow Town, Texas	0.0007473330%
TX851	Meadowlakes City, Texas	0.0006033330%
TX852	Meadows Place City, Texas	0.0120986670%
TX853	Medina County, Texas	0.0322366670%
TX854	Megargel Town, Texas	0.0004073330%
TX855	Melissa City, Texas	0.0102540000%
TX856	Melvin Town, Texas	0.0002300000%
TX857	Memphis City, Texas	0.0048020000%
TX858	Menard City, Texas	0.0006606670%
TX859	Menard County, Texas	0.0098113330%
TX860	Mercedes City, Texas	0.0142940000%
TX861	Meridian City, Texas	0.0023640000%
TX862	Merkel Town, Texas	0.0067446670%
TX863	Mertens Town, Texas	0.0001593330%
TX864	Mertzon City, Texas	0.0000193330%
TX865	Mesquite City, Texas	0.2071393330%
TX866	Mexia City, Texas	0.0140640000%
TX867	Miami City, Texas	0.0003033330%
TX868	Midland City, Texas	0.3478993330%
TX869	Midland County, Texas	0.1866180000%
TX870	Midlothian City, Texas	0.0638660000%
TX871	Midway City, Texas	0.0000520000%
TX872	Milam County, Texas	0.0649240000%
TX873	Milano City, Texas	0.0006026670%
TX874	Mildred Town, Texas	0.0001906670%
TX875	Miles City, Texas	0.0000620000%
TX876	Milford Town, Texas	0.0041180000%
TX877	Miller's Cove Town, Texas	0.0000646670%
TX878	Millican Town, Texas	0.0002780000%
TX879	Mills County, Texas	0.0132873330%

State ID	Qualifying Subdivision	Consolidated State Allocation
TX880	Millsap Town, Texas	0.0000226670%
TX881	Mineola City, Texas	0.0324793330%
TX882	Mineral Wells City, Texas	0.0613740000%
TX883	Mingus City, Texas	0.0001260000%
TX884	Mission City, Texas	0.0831786670%
TX885	Missouri City, Texas	0.1397553330%
TX886	Mitchell County, Texas	0.0139000000%
TX887	Mobeetie City, Texas	0.0000346670%
TX888	Mobile City, Texas	0.0013560000%
TX889	Monahans City, Texas	0.0038993330%
TX890	Mont Belvieu City, Texas	0.0131126670%
TX891	Montague County, Texas	0.0631973330%
TX892	Montgomery City, Texas	0.0012560000%
TX893	Montgomery County, Texas	1.8006073330%
TX894	Moody City, Texas	0.0005520000%
TX895	Moore County, Texas	0.0270846670%
TX896	Moore Station City, Texas	0.0005146670%
TX897	Moran City, Texas	0.0000333330%
TX898	Morgan City, Texas	0.0004033330%
TX899	Morgan's Point City, Texas	0.0020700000%
TX900	Morgan's Point Resort City, Texas	0.0053493330%
TX901	Morris County, Texas	0.0355520000%
TX902	Morton City, Texas	0.0001113330%
TX903	Motley County, Texas	0.0022293330%
TX904	Moulton Town, Texas	0.0006660000%
TX905	Mount Calm City, Texas	0.0004033330%
TX906	Mount Enterprise City, Texas	0.0012213330%
TX907	Mount Pleasant City, Texas	0.0437893330%
TX908	Mount Vernon Town, Texas	0.0040326670%
TX909	Mountain City, Texas	0.0010320000%
TX910	Muenster City, Texas	0.0031040000%
TX911	Muleshoe City, Texas	0.0032733330%
TX912	Mullin Town, Texas	0.0002560000%
TX913	Munday City, Texas	0.0013646670%
TX914	Murchison City, Texas	0.0015346670%
TX915	Murphy City, Texas	0.0345953330%
TX916	Mustang Ridge City, Texas	0.0016413330%
TX917	Mustang Town, Texas	0.0000046670%
TX918	Nacogdoches City, Texas	0.1373280000%
TX919	Nacogdoches County, Texas	0.1323886670%
TX920	Naples City, Texas	0.0028160000%
TX921	Nash City, Texas	0.0053326670%
TX922	Nassau Bay City, Texas	0.0074980000%
TX923	Natalia City, Texas	0.0004166670%
TX924	Navarro County, Texas	0.0690086670%
TX925	Navarro Town, Texas	0.0002226670%
TX926	Navasota City, Texas	0.0251173330%
TX927	Nazareth City, Texas	0.0000826670%
TX928	Nederland City, Texas	0.0297233330%

State ID	Qualifying Subdivision	Consolidated State Allocation
TX929	Needville City, Texas	0.0068940000%
TX930	Nevada City, Texas	0.0001580000%
TX931	New Berlin City, Texas	0.0000026670%
TX932	New Boston City, Texas	0.0046353330%
TX933	New Braunfels City, Texas	0.2048753330%
TX934	New Chapel Hill City, Texas	0.0001920000%
TX935	New Deal Town, Texas	0.0002253330%
TX936	New Fairview City, Texas	0.0015560000%
TX937	New Home City, Texas	0.0000060000%
TX938	New Hope Town, Texas	0.0006826670%
TX939	New London City, Texas	0.0027526670%
TX940	New Summerfield City, Texas	0.0002946670%
TX941	New Waverly City, Texas	0.0017080000%
TX942	Newark City, Texas	0.0003466670%
TX943	Newcastle City, Texas	0.0006093330%
TX944	Newton City, Texas	0.0040680000%
TX945	Newton County, Texas	0.1053373330%
TX946	Neylandville Town, Texas	0.0001086670%
TX947	Niederwald City, Texas	0.0000106670%
TX948	Nixon City, Texas	0.0015220000%
TX949	Nocona City, Texas	0.0110240000%
TX950	Nolan County, Texas	0.0335080000%
TX951	Nolanville City, Texas	0.0028313330%
TX952	Nome City, Texas	0.0002606670%
TX953	Noonday City, Texas	0.0001506670%
TX954	Nordheim City, Texas	0.0004646670%
TX955	Normangee Town, Texas	0.0041280000%
TX956	North Cleveland City, Texas	0.0000700000%
TX957	North Richland Hills City, Texas	0.0976126670%
TX958	Northlake Town, Texas	0.0059366670%
TX959	Novice City, Texas	0.0000506670%
TX960	Nueces County, Texas	0.9119546670%
TX961	Oak Grove Town, Texas	0.0018460000%
TX962	Oak Leaf City, Texas	0.0004080000%
TX963	Oak Point City, Texas	0.0060073330%
TX964	Oak Ridge North City, Texas	0.0223413330%
TX965	Oak Ridge Town, Cooke County, Texas	0.0002386670%
TX966	Oak Ridge Town, Kaufman County, Texas	0.0002386670%
TX967	Oak Valley Town, Texas	0.0000046670%
TX968	Oakwood Town, Texas	0.0000986670%
TX969	O'Brien City, Texas	0.0000506670%
TX970	Ochiltree County, Texas	0.0103173330%
TX971	Odem City, Texas	0.0049466670%
TX972	Odessa City, Texas	0.3727753330%
TX973	O'Donnell City, Texas	0.0000180000%
TX974	Oglesby City, Texas	0.0000193330%
TX975	Old River-Winfree City, Texas	0.0144353330%

State ID	Qualifying Subdivision	Consolidated State Allocation
TX976	Oldham County, Texas	0.0068786670%
TX977	Olmos Park City, Texas	0.0065340000%
TX978	Olney City, Texas	0.0040586670%
TX979	Olton City, Texas	0.0007980000%
TX980	Omaha City, Texas	0.0027900000%
TX981	Onalaska City, Texas	0.0211026670%
TX982	Opdyke West Town, Texas	0.0003193330%
TX983	Orange City, Texas	0.2075593330%
TX984	Orange County, Texas	0.4598786670%
TX985	Orange Grove City, Texas	0.0011180000%
TX986	Orchard City, Texas	0.0005780000%
TX987	Ore City, Texas	0.0045373330%
TX988	Overton City, Texas	0.0052666670%
TX989	Ovilla City, Texas	0.0089273330%
TX990	Oyster Creek City, Texas	0.0064220000%
TX991	Paducah Town, Texas	0.0000833330%
TX992	Paint Rock Town, Texas	0.0000940000%
TX993	Palacios City, Texas	0.0093573330%
TX994	Palestine City, Texas	0.1186726670%
TX995	Palisades Village, Texas	0.0001600000%
TX996	Palm Valley City, Texas	0.0012786670%
TX997	Palmer Town, Texas	0.0084440000%
TX998	Palmhurst City, Texas	0.0031066670%
TX999	Palmview City, Texas	0.0050513330%
TX1000	Palo Pinto County, Texas	0.0830806670%
TX1001	Pampa City, Texas	0.0448180000%
TX1002	Panhandle Town, Texas	0.0063573330%
TX1003	Panola County, Texas	0.0537993330%
TX1004	Panorama Village City, Texas	0.0008613330%
TX1005	Pantego Town, Texas	0.0085986670%
TX1006	Paradise City, Texas	0.0000346670%
TX1007	Paris City, Texas	0.1341200000%
TX1008	Parker City, Texas	0.0068713330%
TX1009	Parker County, Texas	0.3175026670%
TX1010	Parmer County, Texas	0.0105773330%
TX1011	Pasadena City, Texas	0.2376906670%
TX1012	Pattison City, Texas	0.0007653330%
TX1013	Patton Village City, Texas	0.0061786670%
TX1014	Payne Springs Town, Texas	0.0011800000%
TX1015	Pearland City, Texas	0.2225013330%
TX1016	Pearsall City, Texas	0.0077133330%
TX1017	Pecan Gap City, Texas	0.0004793330%
TX1018	Pecan Hill City, Texas	0.0001526670%
TX1019	Pecos City, Texas	0.0050813330%
TX1020	Pecos County, Texas	0.0313313330%
TX1021	Pelican Bay City, Texas	0.0007993330%
TX1022	Penelope Town, Texas	0.0002766670%
TX1023	Penitas City, Texas	0.0002080000%
TX1024	Perryton City, Texas	0.0155760000%

State ID	Qualifying Subdivision	Consolidated State Allocation
TX1025	Petersburg City, Texas	0.0011273330%
TX1026	Petrolia City, Texas	0.0000113330%
TX1027	Petronila City, Texas	0.0000033330%
TX1028	Pflugerville City, Texas	0.0576053330%
TX1029	Pharr City, Texas	0.0964806670%
TX1030	Pilot Point City, Texas	0.0077420000%
TX1031	Pine Forest City, Texas	0.0025960000%
TX1032	Pine Island Town, Texas	0.0020940000%
TX1033	Pinehurst City, Texas	0.0217806670%
TX1034	Pineland City, Texas	0.0027586670%
TX1035	Piney Point Village City, Texas	0.0104920000%
TX1036	Pittsburg City, Texas	0.0136840000%
TX1037	Plains Town, Texas	0.0000860000%
TX1038	Plainview City, Texas	0.0401986670%
TX1039	Plano City, Texas	0.7677386670%
TX1040	Pleak Village, Texas	0.0001800000%
TX1041	Pleasant Valley Town, Texas	0.0002053330%
TX1042	Pleasanton City, Texas	0.0193406670%
TX1043	Plum Grove City, Texas	0.0001720000%
TX1044	Point Blank City, Texas	0.0002366670%
TX1045	Point City, Texas	0.0010126670%
TX1046	Point Comfort City, Texas	0.0002980000%
TX1047	Point Venture Village, Texas	0.0003920000%
TX1048	Polk County, Texas	0.2472206670%
TX1049	Ponder Town, Texas	0.0008546670%
TX1050	Port Aransas City, Texas	0.0206813330%
TX1051	Port Arthur City, Texas	0.2452966670%
TX1052	Port Isabel City, Texas	0.0065346670%
TX1053	Port Lavaca City, Texas	0.0078346670%
TX1054	Port Neches City, Texas	0.0258993330%
TX1055	Portland City, Texas	0.0510113330%
TX1056	Post City, Texas	0.0015546670%
TX1057	Post Oak Bend City Town, Texas	0.0006893330%
TX1058	Poteet City, Texas	0.0045113330%
TX1059	Poth Town, Texas	0.0026493330%
TX1060	Potter County, Texas	0.2478006670%
TX1061	Pottsboro Town, Texas	0.0082013330%
TX1062	Powell Town, Texas	0.0000733330%
TX1063	Poynor Town, Texas	0.0007866670%
TX1064	Prairie View City, Texas	0.0050666670%
TX1065	Premont City, Texas	0.0022140000%
TX1066	Presidio City, Texas	0.0000986670%
TX1067	Presidio County, Texas	0.0005246670%
TX1068	Primera Town, Texas	0.0019720000%
TX1069	Princeton City, Texas	0.0128300000%
TX1070	Progreso City, Texas	0.0053813330%
TX1071	Progreso Lakes City, Texas	0.0000260000%
TX1072	Prosper Town, Texas	0.0151800000%
TX1073	Providence Village Town, Texas	0.0003386670%

State ID	Qualifying Subdivision	Consolidated State Allocation
TX1074	Putnam Town, Texas	0.0000093330%
TX1075	Pyote Town, Texas	0.0000146670%
TX1076	Quanah City, Texas	0.0001380000%
TX1077	Queen City, Texas	0.0032246670%
TX1078	Quinlan City, Texas	0.0048693330%
TX1079	Quintana Town, Texas	0.0003280000%
TX1080	Quitaque City, Texas	0.0000053330%
TX1081	Quitman City, Texas	0.0104126670%
TX1082	Rains County, Texas	0.0354600000%
TX1083	Ralls City, Texas	0.0026446670%
TX1084	Rancho Viejo Town, Texas	0.0025573330%
TX1085	Randall County, Texas	0.1854173330%
TX1086	Ranger City, Texas	0.0081240000%
TX1087	Rankin City, Texas	0.0010753330%
TX1088	Ransom Canyon Town, Texas	0.0006200000%
TX1089	Ravenna City, Texas	0.0004566670%
TX1090	Raymondville City, Texas	0.0049773330%
TX1091	Reagan County, Texas	0.0168100000%
TX1092	Real County, Texas	0.0033820000%
TX1093	Red Lick City, Texas	0.0000153330%
TX1094	Red Oak City, Texas	0.0178953330%
TX1095	Red River County, Texas	0.0195373330%
TX1096	Redwater City, Texas	0.0007053330%
TX1097	Reeves County, Texas	0.0689000000%
TX1098	Refugio County, Texas	0.0308106670%
TX1099	Refugio Town, Texas	0.0058926670%
TX1100	Reklaw City, Texas	0.0007573330%
TX1101	Reno City, Lamar County, Texas	0.0074426670%
TX1102	Reno City, Parker County, Texas	0.0025273330%
TX1103	Retreat Town, Texas	0.0000346670%
TX1104	Rhome City, Texas	0.0081900000%
TX1105	Rice City, Texas	0.0013146670%
TX1106	Richardson City, Texas	0.1735433330%
TX1107	Richland Hills City, Texas	0.0162920000%
TX1108	Richland Springs Town, Texas	0.0014893330%
TX1109	Richland Town, Texas	0.0001400000%
TX1110	Richmond City, Texas	0.0517373330%
TX1111	Richwood City, Texas	0.0080746670%
TX1112	Riesel City, Texas	0.0007453330%
TX1113	Rio Bravo City, Texas	0.0056986670%
TX1114	Rio Grande City, Texas	0.0172980000%
TX1115	Rio Hondo City, Texas	0.0023666670%
TX1116	Rio Vista City, Texas	0.0029460000%
TX1117	Rising Star Town, Texas	0.0012886670%
TX1118	River Oaks City, Texas	0.0079446670%
TX1119	Riverside City, Texas	0.0005720000%
TX1120	Roanoke City, Texas	0.0001833330%
TX1121	Roaring Springs Town, Texas	0.0003073330%
TX1122	Robert Lee City, Texas	0.0000566670%



State ID	Qualifying Subdivision	Consolidated State Allocation
TX1123	Roberts County, Texas	0.0003646670%
TX1124	Robertson County, Texas	0.0297613330%
TX1125	Robinson City, Texas	0.0120013330%
TX1126	Robstown City, Texas	0.0267693330%
TX1127	Roby City, Texas	0.0002853330%
TX1128	Rochester Town, Texas	0.0004493330%
TX1129	Rockdale City, Texas	0.0139820000%
TX1130	Rockport City, Texas	0.0361686670%
TX1131	Rocksprings Town, Texas	0.0000166670%
TX1132	Rockwall City, Texas	0.0762053330%
TX1133	Rockwall County, Texas	0.1125466670%
TX1134	Rocky Mound Town, Texas	0.0001866670%
TX1135	Rogers Town, Texas	0.0025453330%
TX1136	Rollingwood City, Texas	0.0031693330%
TX1137	Roma City, Texas	0.0110860000%
TX1138	Roman Forest Town, Texas	0.0057400000%
TX1139	Ropesville City, Texas	0.0014146670%
TX1140	Roscoe City, Texas	0.0005186670%
TX1141	Rose City, Texas	0.0026746670%
TX1142	Rose Hill Acres City, Texas	0.0015406670%
TX1143	Rosebud City, Texas	0.0009926670%
TX1144	Rosenberg City, Texas	0.0843953330%
TX1145	Ross City, Texas	0.0000980000%
TX1146	Rosser Village, Texas	0.0003660000%
TX1147	Rotan City, Texas	0.0009953330%
TX1148	Round Mountain Town, Texas	0.0003026670%
TX1149	Round Rock City, Texas	0.3173280000%
TX1150	Round Top Town, Texas	0.0000933330%
TX1151	Rowlett City, Texas	0.0666420000%
TX1152	Roxton City, Texas	0.0000313330%
TX1153	Royse City, Texas	0.0156626670%
TX1154	Rule Town, Texas	0.0005333330%
TX1155	Runaway Bay City, Texas	0.0046206670%
TX1156	Runge Town, Texas	0.0001700000%
TX1157	Runnels County, Texas	0.0225540000%
TX1158	Rusk City, Texas	0.0119940000%
TX1159	Rusk County, Texas	0.1009266670%
TX1160	Sabinal City, Texas	0.0012073330%
TX1161	Sabine County, Texas	0.0309860000%
TX1162	Sachse City, Texas	0.0156000000%
TX1163	Sadler City, Texas	0.0006166670%
TX1164	Saginaw City, Texas	0.0213153330%
TX1165	Salado Village, Texas	0.0021400000%
TX1166	San Angelo City, Texas	0.3576726670%
TX1167	San Antonio City, Texas	2.9102773330%
TX1168	San Augustine City, Texas	0.0167880000%
TX1169	San Augustine County, Texas	0.0252360000%
TX1170	San Benito City, Texas	0.0266766670%
TX1171	San Diego City, Texas	0.0078473330%

<b>State ID</b>	<b>Qualifying Subdivision</b>	<b>Consolidated State Allocation</b>
TX1172	San Elizario City, Texas	0.0052206670%
TX1173	San Felipe Town, Texas	0.0009986670%
TX1174	San Jacinto County, Texas	0.1315986670%
TX1175	San Juan City, Texas	0.0192300000%
TX1176	San Leanna Village, Texas	0.0000240000%
TX1177	San Marcos City, Texas	0.2171253330%
TX1178	San Patricio City, Texas	0.0028086670%
TX1179	San Patricio County, Texas	0.1812773330%
TX1180	San Perlita City, Texas	0.0014793330%
TX1181	San Saba City, Texas	0.0067046670%
TX1182	San Saba County, Texas	0.0117080000%
TX1183	Sanctuary Town, Texas	0.0000113330%
TX1184	Sandy Oaks City, Texas	0.0065753330%
TX1185	Sandy Point City, Texas	0.0010913330%
TX1186	Sanford Town, Texas	0.0002053330%
TX1187	Sanger City, Texas	0.0148246670%
TX1188	Sansom Park City, Texas	0.0001486670%
TX1189	Santa Anna Town, Texas	0.0002193330%
TX1190	Santa Clara City, Texas	0.0000580000%
TX1191	Santa Fe City, Texas	0.0221813330%
TX1192	Santa Rosa Town, Texas	0.0014253330%
TX1193	Savoy City, Texas	0.0015660000%
TX1194	Schertz City, Texas	0.0400733330%
TX1195	Schleicher County, Texas	0.0037966670%
TX1196	Schulenburg City, Texas	0.0017066670%
TX1197	Scotland City, Texas	0.0000986670%
TX1198	Scottsville City, Texas	0.0004720000%
TX1199	Scurry County, Texas	0.0487440000%
TX1200	Scurry Town, Texas	0.0007400000%
TX1201	Seabrook City, Texas	0.0201800000%
TX1202	Seadrift City, Texas	0.0006606670%
TX1203	Seagoville City, Texas	0.0114040000%
TX1204	Seagraves City, Texas	0.0050206670%
TX1205	Sealy City, Texas	0.0137580000%
TX1206	Seguin City, Texas	0.2510253330%
TX1207	Selma City, Texas	0.0149526670%
TX1208	Seminole City, Texas	0.0107280000%
TX1209	Seven Oaks City, Texas	0.0026113330%
TX1210	Seven Points City, Texas	0.0049680000%
TX1211	Seymour City, Texas	0.0094786670%
TX1212	Shackelford County, Texas	0.0008586670%
TX1213	Shady Shores Town, Texas	0.0003960000%
TX1214	Shallowater City, Texas	0.0012713330%
TX1215	Shamrock City, Texas	0.0028853330%
TX1216	Shavano Park City, Texas	0.0021186670%
TX1217	Shelby County, Texas	0.0732833330%
TX1218	Shenandoah City, Texas	0.0314146670%
TX1219	Shepherd City, Texas	0.0000980000%
TX1220	Sherman City, Texas	0.2203900000%

State ID	Qualifying Subdivision	Consolidated State Allocation
TX1221	Sherman County, Texas	0.0052866670%
TX1222	Shiner City, Texas	0.0026946670%
TX1223	Shoreacres City, Texas	0.0006386670%
TX1224	Silsbee City, Texas	0.0442946670%
TX1225	Silverton City, Texas	0.0000093330%
TX1226	Simonton City, Texas	0.0012706670%
TX1227	Sinton City, Texas	0.0157720000%
TX1228	Skellytown, Texas	0.0002666670%
TX1229	Slaton City, Texas	0.0001026670%
TX1230	Smiley City, Texas	0.0004366670%
TX1231	Smith County, Texas	0.5059740000%
TX1232	Smithville City, Texas	0.0113393330%
TX1233	Smyer Town, Texas	0.0002000000%
TX1234	Snook City, Texas	0.0009480000%
TX1235	Snyder City, Texas	0.0060120000%
TX1236	Socorro City, Texas	0.0074166670%
TX1237	Somerset City, Texas	0.0010180000%
TX1238	Somervell County, Texas	0.0380506670%
TX1239	Somerville City, Texas	0.0025373330%
TX1240	Sonora City, Texas	0.0048913330%
TX1241	Sour Lake City, Texas	0.0119040000%
TX1242	South Houston City, Texas	0.0170800000%
TX1243	South Mountain Town, Texas	0.0001026670%
TX1244	South Padre Island Town, Texas	0.0204193330%
TX1245	Southlake City, Texas	0.0472306670%
TX1246	Southmayd City, Texas	0.0047306670%
TX1247	Southside Place City, Texas	0.0005900000%
TX1248	Spearman City, Texas	0.0093333330%
TX1249	Splendora City, Texas	0.0051706670%
TX1250	Spofford City, Texas	0.0000046670%
TX1251	Spring Valley Village City, Texas	0.0109360000%
TX1252	Springlake Town, Texas	0.0000020000%
TX1253	Springtown City, Texas	0.0094960000%
TX1254	Spur City, Texas	0.0002846670%
TX1255	St. Hedwig Town, Texas	0.0000740000%
TX1256	St. Jo City, Texas	0.0049066670%
TX1257	St. Paul Town, Texas	0.0000140000%
TX1258	Stafford City, Texas	0.0500966670%
TX1259	Stagecoach Town, Texas	0.0020240000%
TX1260	Stamford City, Texas	0.0002653330%
TX1261	Stanton City, Texas	0.0025586670%
TX1262	Staples City, Texas	0.0000126670%
TX1263	Star Harbor City, Texas	0.0001006670%
TX1264	Starr County, Texas	0.0665973330%
TX1265	Stephens County, Texas	0.0234960000%
TX1266	Stephenville City, Texas	0.0556480000%
TX1267	Sterling City, Texas	0.0000413330%
TX1268	Sterling County, Texas	0.0006260000%
TX1269	Stinnett City, Texas	0.0027313330%

State ID	Qualifying Subdivision	Consolidated State Allocation
TX1270	Stockdale City, Texas	0.0004940000%
TX1271	Stonewall County, Texas	0.0012146670%
TX1272	Stratford City, Texas	0.0055853330%
TX1273	Strawn City, Texas	0.0006580000%
TX1274	Streetman Town, Texas	0.0000033330%
TX1275	Sudan City, Texas	0.0000213330%
TX1276	Sugar Land City, Texas	0.2143740000%
TX1277	Sullivan City, Texas	0.0040806670%
TX1278	Sulphur Springs City, Texas	0.0830686670%
TX1279	Sun Valley City, Texas	0.0000026670%
TX1280	Sundown City, Texas	0.0017280000%
TX1281	Sunnyvale Town, Texas	0.0021653330%
TX1282	Sunray City, Texas	0.0017140000%
TX1283	Sunrise Beach Village City, Texas	0.0013886670%
TX1284	Sunset Valley City, Texas	0.0062833330%
TX1285	Surfside Beach City, Texas	0.0043533330%
TX1286	Sutton County, Texas	0.0043606670%
TX1287	Sweeny City, Texas	0.0030020000%
TX1288	Sweetwater City, Texas	0.0454986670%
TX1289	Swisher County, Texas	0.0048340000%
TX1290	Taft City, Texas	0.0039073330%
TX1291	Tahoka City, Texas	0.0002866670%
TX1292	Talco City, Texas	0.0002480000%
TX1293	Talty Town, Texas	0.0060826670%
TX1294	Tarrant County, Texas	4.1141060000%
TX1295	Tatum City, Texas	0.0006480000%
TX1296	Taylor City, Texas	0.0386300000%
TX1297	Taylor County, Texas	0.2340520000%
TX1298	Taylor Lake Village City, Texas	0.0002746670%
TX1299	Taylor Landing City, Texas	0.0001020000%
TX1300	Teague City, Texas	0.0011426670%
TX1301	Tehuacana Town, Texas	0.0000080000%
TX1302	Temple City, Texas	0.1871646670%
TX1303	Tenaha Town, Texas	0.0031453330%
TX1304	Terrell City, Texas	0.0991373330%
TX1305	Terrell County, Texas	0.0038246670%
TX1306	Terrell Hills City, Texas	0.0065720000%
TX1307	Terry County, Texas	0.0169486670%
TX1308	Texarkana City, Texas	0.1280626670%
TX1309	Texas City, Texas	0.1991346670%
TX1310	Texhoma City, Texas	0.0001040000%
TX1311	Texline Town, Texas	0.0005766670%
TX1312	The Colony City, Texas	0.0761980000%
TX1313	The Hills Village, Texas	0.0006693330%
TX1314	Thompsons Town, Texas	0.0012646670%
TX1315	Thorndale City, Texas	0.0010633330%
TX1316	Thornton Town, Texas	0.0001800000%
TX1317	Thorntonville Town, Texas	0.0000580000%
TX1318	Thrall City, Texas	0.0005500000%

State ID	Qualifying Subdivision	Consolidated State Allocation
TX1319	Three Rivers City, Texas	0.0031126670%
TX1320	Throckmorton County, Texas	0.0037966670%
TX1321	Throckmorton Town, Texas	0.0000193330%
TX1322	Tiki Island Village, Texas	0.0014520000%
TX1323	Timbercreek Canyon Village, Texas	0.0002460000%
TX1324	Timpson City, Texas	0.0084280000%
TX1325	Tioga Town, Texas	0.0015933330%
TX1326	Tira Town, Texas	0.0001233330%
TX1327	Titus County, Texas	0.0470740000%
TX1328	Toco City, Texas	0.0000026670%
TX1329	Todd Mission City, Texas	0.0011200000%
TX1330	Tolar City, Texas	0.0015793330%
TX1331	Tom Bean City, Texas	0.0015286670%
TX1332	Tom Green County, Texas	0.1882846670%
TX1333	Tomball City, Texas	0.0230800000%
TX1334	Tool City, Texas	0.0098580000%
TX1335	Toyah Town, Texas	0.0000266670%
TX1336	Travis County, Texas	3.1356486670%
TX1337	Trent Town, Texas	0.0000420000%
TX1338	Trenton City, Texas	0.0020593330%
TX1339	Trinidad City, Texas	0.0039060000%
TX1340	Trinity City, Texas	0.0157680000%
TX1341	Trinity County, Texas	0.0705106670%
TX1342	Trophy Club Town, Texas	0.0195800000%
TX1343	Troup City, Texas	0.0052786670%
TX1344	Troy City, Texas	0.0035466670%
TX1345	Tulia City, Texas	0.0059406670%
TX1346	Turkey City, Texas	0.0004913330%
TX1347	Tuscola City, Texas	0.0000920000%
TX1348	Tye City, Texas	0.0011773330%
TX1349	Tyler City, Texas	0.4825526670%
TX1350	Tyler County, Texas	0.0878286670%
TX1351	Uhland City, Texas	0.0010300000%
TX1352	Uncertain City, Texas	0.0001233330%
TX1353	Union Grove City, Texas	0.0006626670%
TX1354	Union Valley City, Texas	0.0004440000%
TX1355	Universal City, Texas	0.0189520000%
TX1356	University Park City, Texas	0.0338886670%
TX1357	Upshur County, Texas	0.0855333330%
TX1358	Upton County, Texas	0.0056660000%
TX1359	Uvalde City, Texas	0.0122926670%
TX1360	Uvalde County, Texas	0.0241626670%
TX1361	Val Verde County, Texas	0.0785433330%
TX1362	Valentine Town, Texas	0.0001380000%
TX1363	Valley Mills City, Texas	0.0014853330%
TX1364	Valley View City, Texas	0.0012160000%
TX1365	Van Alstyne City, Texas	0.0291660000%
TX1366	Van City, Texas	0.0041373330%

State ID	Qualifying Subdivision	Consolidated State Allocation
TX1367	Van Horn Town, Texas	0.0001406670%
TX1368	Van Zandt County, Texas	0.1658313330%
TX1369	Vega City, Texas	0.0006493330%
TX1370	Venus Town, Texas	0.0065280000%
TX1371	Vernon City, Texas	0.0542246670%
TX1372	Victoria City, Texas	0.0563986670%
TX1373	Victoria County, Texas	0.3472573330%
TX1374	Vidor City, Texas	0.0637466670%
TX1375	Vinton Village, Texas	0.0004146670%
TX1376	Volente Village, Texas	0.0002220000%
TX1377	Von Ormy City, Texas	0.0003420000%
TX1378	Waco City, Texas	0.3413380000%
TX1379	Waelder City, Texas	0.0022846670%
TX1380	Wake Village City, Texas	0.0001160000%
TX1381	Walker County, Texas	0.1230826670%
TX1382	Waller City, Texas	0.0075300000%
TX1383	Waller County, Texas	0.0841373330%
TX1384	Wallis City, Texas	0.0017986670%
TX1385	Walnut Springs City, Texas	0.0001220000%
TX1386	Ward County, Texas	0.0452800000%
TX1387	Warren City, Texas	0.0000440000%
TX1388	Washington County, Texas	0.0558180000%
TX1389	Waskom City, Texas	0.0035640000%
TX1390	Watauga City, Texas	0.0221440000%
TX1391	Waxahachie City, Texas	0.1013960000%
TX1392	Weatherford City, Texas	0.1385813330%
TX1393	Webb County, Texas	0.3368693330%
TX1394	Webberville Village, Texas	0.0008533330%
TX1395	Webster City, Texas	0.0354680000%
TX1396	Weimar City, Texas	0.0038866670%
TX1397	Weinert City, Texas	0.0001560000%
TX1398	Weir City, Texas	0.0002953330%
TX1399	Wellington City, Texas	0.0060740000%
TX1400	Wellman City, Texas	0.0002553330%
TX1401	Wells Town, Texas	0.0009046670%
TX1402	Weslaco City, Texas	0.0492993330%
TX1403	West City, Texas	0.0023480000%
TX1404	West Columbia City, Texas	0.0119720000%
TX1405	West Lake Hills City, Texas	0.0113706670%
TX1406	West Orange City, Texas	0.0283013330%
TX1407	West Tawakoni City, Texas	0.0046633330%
TX1408	West University Place City, Texas	0.0231146670%
TX1409	Westbrook City, Texas	0.0000286670%
TX1410	Westlake Town, Texas	0.0276933330%
TX1411	Weston City, Texas	0.0001773330%
TX1412	Weston Lakes City, Texas	0.0001260000%
TX1413	Westover Hills Town, Texas	0.0030060000%
TX1414	Westworth Village City, Texas	0.0052280000%
TX1415	Wharton City, Texas	0.0211333330%

State ID	Qualifying Subdivision	Consolidated State Allocation
TX1416	Wharton County, Texas	0.0485913330%
TX1417	Wheeler City, Texas	0.0002980000%
TX1418	Wheeler County, Texas	0.0175153330%
TX1419	White Deer Town, Texas	0.0008486670%
TX1420	White Oak City, Texas	0.0102033330%
TX1421	White Settlement City, Texas	0.0155360000%
TX1422	Whiteface Town, Texas	0.0001033330%
TX1423	Whitehouse City, Texas	0.0193446670%
TX1424	Whitesboro City, Texas	0.0126213330%
TX1425	Whitewright Town, Texas	0.0047320000%
TX1426	Whitney Town, Texas	0.0000486670%
TX1427	Wichita County, Texas	0.3682473330%
TX1428	Wichita Falls City, Texas	0.5550493330%
TX1429	Wickett Town, Texas	0.0000580000%
TX1430	Wilbarger County, Texas	0.0367493330%
TX1431	Willacy County, Texas	0.0163873330%
TX1432	Williamson County, Texas	0.7973246670%
TX1433	Willis City, Texas	0.0162560000%
TX1434	Willow Park City, Texas	0.0178246670%
TX1435	Wills Point City, Texas	0.0291766670%
TX1436	Wilmer City, Texas	0.0002840000%
TX1437	Wilson City, Texas	0.0000080000%
TX1438	Wilson County, Texas	0.0806893330%
TX1439	Wimberley City, Texas	0.0004826670%
TX1440	Windcrest City, Texas	0.0086053330%
TX1441	Windom Town, Texas	0.0007246670%
TX1442	Windthorst Town, Texas	0.0022566670%
TX1443	Winfield City, Texas	0.0001933330%
TX1444	Wink City, Texas	0.0000800000%
TX1445	Winkler County, Texas	0.0407753330%
TX1446	Winnsboro City, Texas	0.0191940000%
TX1447	Winona Town, Texas	0.0002126670%
TX1448	Winters City, Texas	0.0041526670%
TX1449	Wise County, Texas	0.1927160000%
TX1450	Wixon Valley City, Texas	0.0002940000%
TX1451	Wolfe City, Texas	0.0036440000%
TX1452	Wolfforth City, Texas	0.0026813330%
TX1453	Wood County, Texas	0.1780320000%
TX1454	Woodbranch City, Texas	0.0064113330%
TX1455	Woodcreek City, Texas	0.0002386670%
TX1456	Woodloch Town, Texas	0.0006746670%
TX1457	Woodsboro Town, Texas	0.0007533330%
TX1458	Woodson Town, Texas	0.0000813330%
TX1459	Woodville Town, Texas	0.0135600000%
TX1460	Woodway City, Texas	0.0171420000%
TX1461	Wortham Town, Texas	0.0002506670%
TX1462	Wylie City, Texas	0.0764720000%
TX1463	Yantis Town, Texas	0.0013813330%
TX1464	Yoakum City, Texas	0.0134733330%

<b>State ID</b>	<b>Qualifying Subdivision</b>	<b>Consolidated State Allocation</b>
TX1465	Yoakum County, Texas	0.0232826670%
TX1466	Yorktown City, Texas	0.0036313330%
TX1467	Young County, Texas	0.0294133330%
TX1468	Zapata County, Texas	0.0376533330%
TX1469	Zavala County, Texas	0.0254313330%
TX1470	Zavalla City, Texas	0.0007253330%



<b>State ID</b>	<b>Qualifying Subdivision</b>	<b>Consolidated State Allocation</b>
UT3	Beaver County, Utah	0.2280000000%
UT6	Box Elder County, Utah	1.4640000000%
UT8	Cache County, Utah	2.6490000000%
UT9	Carbon County, Utah	2.7180000000%
UT16	Daggett County, Utah	0.0280000000%
UT17	Davis County, Utah	8.6950000000%
UT19	Duchesne County, Utah	0.6410000000%
UT21	Emery County, Utah	0.9380000000%
UT23	Garfield County, Utah	0.1470000000%
UT24	Grand County, Utah	0.3040000000%
UT31	Iron County, Utah	1.6220000000%
UT32	Juab County, Utah	0.3520000000%
UT33	Kane County, Utah	0.4390000000%
UT41	Millard County, Utah	0.3550000000%
UT42	Morgan County, Utah	0.2160000000%
UT50	Piute County, Utah	0.0220000000%
UT54	Rich County, Utah	0.0610000000%
UT58	Salt Lake County, Utah	42.2710000000%
UT59	San Juan County, Utah	0.2490000000%
UT61	Sanpete County, Utah	1.0130000000%
UT64	Sevier County, Utah	0.6610000000%
UT72	Summit County, Utah	0.9440000000%
UT76	Tooele County, Utah	2.2330000000%
UT77	Uintah County, Utah	0.8660000000%
UT78	Utah County, Utah	15.4260000000%
UT81	Wasatch County, Utah	0.6010000000%
UT83	Washington County, Utah	4.8650000000%
UT84	Wayne County, Utah	0.1090000000%
UT85	Weber County, Utah	9.8830000000%

State ID	Qualifying Subdivision	Consolidated State Allocation
VT1	Addison County, Vermont	0.7355948910%
VT2	Albany Town, Vermont	0.0345075405%
VT3	Albany Village, Vermont	0.0160668267%
VT4	Alburgh Town, Vermont	0.0606145322%
VT5	Alburgh Village, Vermont	0.0525580527%
VT6	Andover Town, Vermont	0.0012398034%
VT7	Arlington Town, Vermont	0.0885559202%
VT8	Athens Town, Vermont	0.0006484140%
VT9	Bakersfield Town, Vermont	0.0549127180%
VT10	Baltimore Town, Vermont	0.0024796068%
VT11	Barnard Town, Vermont	0.0830636232%
VT12	Barnet Town, Vermont	0.0471074029%
VT13	Barre City, Vermont	2.1256028600%
VT14	Barre Town, Vermont	1.3320832015%
VT15	Barton Town, Vermont	0.3252065150%
VT16	Barton Village, Vermont	0.0324162133%
VT17	Bellows Falls Village, Vermont	0.9422159742%
VT18	Belvidere Town, Vermont	0.0049931720%
VT19	Bennington County, Vermont	0.9901518348%
VT20	Bennington Town, Vermont	2.4851413569%
VT21	Benson Town, Vermont	0.0225970986%
VT22	Berlin Town, Vermont	0.5526473249%
VT23	Bethel Town, Vermont	0.0892626402%
VT24	Bloomfield Town, Vermont	0.0119245379%
VT25	Bolton Town, Vermont	0.1874031696%
VT26	Bradford Town, Vermont	0.7724442824%
VT27	Braintree Town, Vermont	0.0619908100%
VT28	Brandon Town, Vermont	0.5039156835%
VT29	Brattleboro Town, Vermont	2.8616648398%
VT30	Bridgewater Town, Vermont	0.2045592293%
VT31	Bridport Town, Vermont	0.0525426753%
VT32	Brighton Town, Vermont	0.1371312246%
VT33	Bristol Town, Vermont	0.4536168281%
VT34	Brookfield Town, Vermont	0.0181094589%
VT35	Brookline Town, Vermont	0.0142663887%
VT36	Brownington Town, Vermont	0.0209132726%
VT37	Brunswick Town, Vermont	0.0071549790%
VT38	Burke Town, Vermont	0.0035553845%
VT39	Burlington City, Vermont	10.6984139884%
VT40	Cabot Town, Vermont	0.0223388863%
VT41	Calais Town, Vermont	0.0461347819%
VT42	Caledonia County, Vermont	0.8505961058%
VT43	Cambridge Town, Vermont	0.0682410850%
VT44	Cambridge Village, Vermont	0.0012481328%
VT45	Canaan Town, Vermont	0.1359388349%
VT46	Castleton Town, Vermont	0.4255786906%
VT47	Cavendish Town, Vermont	0.0216955982%
VT48	Charleston Town, Vermont	0.0460098405%
VT49	Charlotte Town, Vermont	0.2587947007%

State ID	Qualifying Subdivision	Consolidated State Allocation
VT50	Chelsea Town, Vermont	0.0097511978%
VT51	Chester Town, Vermont	0.3719262791%
VT52	Chittenden County, Vermont	0.6721150355%
VT53	Chittenden Town, Vermont	0.0203372606%
VT54	Clarendon Town, Vermont	0.0632716198%
VT55	Colchester Town, Vermont	2.5489633597%
VT56	Concord Town, Vermont	0.0166940968%
VT57	Corinth Town, Vermont	0.0626872784%
VT58	Cornwall Town, Vermont	0.0577966224%
VT59	Coventry Town, Vermont	0.0376445314%
VT60	Craftsbury Town, Vermont	0.0501924950%
VT61	Danby Town, Vermont	0.0082858591%
VT62	Danville Town, Vermont	0.0302198071%
VT63	Derby Center Village, Vermont	0.0488117321%
VT64	Derby Line Village, Vermont	0.0549242511%
VT65	Derby Town, Vermont	0.5855806035%
VT66	Dorset Town, Vermont	0.0697288490%
VT67	Dover Town, Vermont	0.6426262960%
VT68	Dummerston Town, Vermont	0.0577133282%
VT69	East Haven Town, Vermont	0.0107321482%
VT70	East Montpelier Town, Vermont	0.1121807421%
VT71	Eden Town, Vermont	0.0299596726%
VT72	Elmore Town, Vermont	0.0195568572%
VT73	Enosburg Falls Village, Vermont	0.0515847910%
VT74	Enosburgh Town, Vermont	0.0873609676%
VT75	Essex County, Vermont	0.3791972294%
VT76	Essex Junction Village, Vermont	0.1451319610%
VT77	Essex Town, Vermont	1.8402135758%
VT78	Fair Haven Town, Vermont	0.3879168595%
VT79	Fairfax Town, Vermont	0.1256334098%
VT80	Fairfield Town, Vermont	0.0981770508%
VT81	Fairlee Town, Vermont	0.0592042959%
VT82	Fayston Town, Vermont	0.0053417265%
VT83	Ferrisburgh Town, Vermont	0.1296046250%
VT84	Fletcher Town, Vermont	0.0216321664%
VT85	Franklin County, Vermont	1.4110871894%
VT86	Franklin Town, Vermont	0.0432643327%
VT87	Georgia Town, Vermont	0.2512668196%
VT88	Goshen Town, Vermont	0.0148872515%
VT89	Grafton Town, Vermont	0.0220479971%
VT90	Grand Isle County, Vermont	0.4312958821%
VT91	Grand Isle Town, Vermont	0.1561992085%
VT92	Granville Town, Vermont	0.0131355086%
VT93	Greensboro Town, Vermont	0.2645567430%
VT94	Groton Town, Vermont	0.0719938128%
VT95	Guildhall Town, Vermont	0.0155017070%
VT96	Guilford Town, Vermont	0.0032420698%
VT97	Halifax Town, Vermont	0.0155632167%
VT98	Hancock Town, Vermont	0.0534179060%

State ID	Qualifying Subdivision	Consolidated State Allocation
VT99	Hardwick Town, Vermont	0.7839350493%
VT100	Hartford Town, Vermont	3.2053851113%
VT101	Hartland Town, Vermont	0.0483504099%
VT102	Highgate Town, Vermont	0.2362905072%
VT103	Hinesburg Town, Vermont	0.2869757200%
VT104	Holland Town, Vermont	0.0010456636%
VT105	Hubbardton Town, Vermont	0.0632716198%
VT106	Huntington Town, Vermont	0.0422712086%
VT107	Hyde Park Town, Vermont	0.0374497510%
VT108	Hyde Park Village, Vermont	0.0025481644%
VT109	Ira Town, Vermont	0.0067788733%
VT110	Irasburg Town, Vermont	0.0909740173%
VT111	Isle La Motte Town, Vermont	0.0520666164%
VT112	Jacksonville Village, Vermont	0.0061977355%
VT113	Jamaica Town, Vermont	0.0259384809%
VT114	Jay Town, Vermont	0.0031369909%
VT115	Jeffersonville Village, Vermont	0.0039462269%
VT116	Jericho Town, Vermont	0.0422712086%
VT117	Johnson Town, Vermont	0.2812873611%
VT118	Johnson Village, Vermont	0.1616364031%
VT119	Killington Town, Vermont	0.2124125988%
VT120	Kirby Town, Vermont	0.0008886859%
VT121	Lamoille County, Vermont	1.1151624597%
VT122	Landgrove Town, Vermont	0.0125511672%
VT123	Leicester Town, Vermont	0.0481639588%
VT124	Lincoln Town, Vermont	0.0718080025%
VT125	Londonderry Town, Vermont	0.0382589870%
VT126	Lowell Town, Vermont	0.0481011678%
VT127	Ludlow Town, Vermont	0.7209171567%
VT128	Ludlow Village, Vermont	0.2940730337%
VT129	Lunenburg Town, Vermont	0.0965880521%
VT130	Lyndon Town, Vermont	0.4559618826%
VT131	Lyndonville Village, Vermont	0.0079994549%
VT132	Maidstone Town, Vermont	0.0214642963%
VT133	Manchester Town, Vermont	0.6972897719%
VT134	Manchester Village, Vermont	0.0076701221%
VT135	Marlboro Town, Vermont	0.0129695608%
VT136	Marshfield Town, Vermont	0.0174828296%
VT137	Marshfield Village, Vermont	0.0171445266%
VT138	Mendon Town, Vermont	0.0971672678%
VT139	Middlebury Town, Vermont	1.3520936922%
VT140	Middlesex Town, Vermont	0.0165114901%
VT141	Middletown Springs Town, Vermont	0.0587525845%
VT142	Milton Town, Vermont	0.9332579943%
VT143	Monkton Town, Vermont	0.0210170701%
VT144	Montgomery Town, Vermont	0.0432643327%
VT145	Montpelier City, Vermont	2.1358012840%
VT146	Moretown, Vermont	0.0140831413%

State ID	Qualifying Subdivision	Consolidated State Allocation
VT147	Morgan Town, Vermont	0.0271878951%
VT148	Morristown, Vermont	0.5887893556%
VT149	Morrisville Village, Vermont	0.2266450291%
VT150	Mount Holly Town, Vermont	0.0918947396%
VT151	Mount Tabor Town, Vermont	0.0241034437%
VT152	New Haven Town, Vermont	0.1313563678%
VT153	Newbury Town, Vermont	0.0536325490%
VT154	Newbury Village, Vermont	0.0020894051%
VT155	Newfane Town, Vermont	0.0603069840%
VT156	Newfane Village, Vermont	0.0032420698%
VT157	Newport City, Vermont	1.2443589426%
VT158	Newport Town, Vermont	0.5761696308%
VT159	North Bennington Village, Vermont	0.1073823506%
VT160	North Hero Town, Vermont	0.0916986776%
VT161	North Troy Village, Vermont	0.0345075405%
VT162	Northfield Town, Vermont	0.5366215046%
VT163	Norton Town, Vermont	0.0131169276%
VT164	Norwich Town, Vermont	0.4866039276%
VT165	Old Bennington Village, Vermont	0.0014256137%
VT166	Orange County, Vermont	0.5836866196%
VT167	Orange Town, Vermont	0.0271641883%
VT168	Orleans County, Vermont	0.4475510820%
VT169	Orleans Village, Vermont	0.1150249216%
VT170	Orwell Town, Vermont	0.0350284502%
VT171	Panton Town, Vermont	0.0402823974%
VT172	Pawlet Town, Vermont	0.0497138732%
VT173	Peacham Town, Vermont	0.0373299353%
VT174	Perkinsville Village, Vermont	0.0463135443%
VT175	Peru Town, Vermont	0.0034861862%
VT176	Pittsfield Town, Vermont	0.0090387113%
VT177	Pittsford Town, Vermont	0.2538406130%
VT178	Plainfield Town, Vermont	0.0684736682%
VT179	Plymouth Town, Vermont	0.0681866233%
VT180	Pomfret Town, Vermont	0.0750052216%
VT181	Poultney Town, Vermont	0.1634522185%
VT182	Poultney Village, Vermont	0.3218151562%
VT183	Pownal Town, Vermont	0.1568905511%
VT184	Proctor Town, Vermont	0.1581796903%
VT185	Putney Town, Vermont	0.1348803568%
VT186	Randolph Town, Vermont	1.0482675385%
VT187	Reading Town, Vermont	0.0006195813%
VT188	Readsboro Town, Vermont	0.0495075597%
VT189	Richford Town, Vermont	0.3377954850%
VT190	Richmond Town, Vermont	0.3085809759%
VT191	Ripton Town, Vermont	0.0402823974%
VT192	Rochester Town, Vermont	0.1090982129%
VT193	Rockingham Town, Vermont	0.4824558723%
VT194	Roxbury Town, Vermont	0.0082557450%

State ID	Qualifying Subdivision	Consolidated State Allocation
VT195	Royalton Town, Vermont	0.1989804344%
VT196	Rutland City, Vermont	6.2978142029%
VT197	Rutland County, Vermont	1.5426293676%
VT198	Rutland Town, Vermont	0.3201255637%
VT199	Ryegate Town, Vermont	0.0515514733%
VT200	Salisbury Town, Vermont	0.0271468887%
VT201	Sandgate Town, Vermont	0.0257994435%
VT202	Saxtons River Village, Vermont	0.0156375408%
VT203	Searsburg Town, Vermont	0.0118540581%
VT204	Shaftsbury Town, Vermont	0.0697288490%
VT205	Sharon Town, Vermont	0.1462910330%
VT206	Sheffield Town, Vermont	0.0302198071%
VT207	Shelburne Town, Vermont	0.7838991687%
VT208	Sheldon Town, Vermont	0.1372817951%
VT209	Shoreham Town, Vermont	0.0359043216%
VT210	Shrewsbury Town, Vermont	0.0323893028%
VT211	South Burlington City, Vermont	4.2811506559%
VT212	South Hero Town, Vermont	0.0559519744%
VT213	Springfield Town, Vermont	2.0400160607%
VT214	St Albans Town, Vermont	0.7155280165%
VT215	St George Town, Vermont	0.0117419312%
VT216	St Johnsbury Town, Vermont	1.7171904807%
VT217	St. Albans City, Vermont	3.9012902759%
VT218	Stamford Town, Vermont	0.0495075597%
VT219	Stannard Town, Vermont	0.0017773719%
VT220	Starksboro Town, Vermont	0.0070056900%
VT221	Stockbridge Town, Vermont	0.0737654182%
VT222	Stowe Town, Vermont	0.9395659345%
VT223	Strafford Town, Vermont	0.0821896740%
VT224	Stratton Town, Vermont	0.1614672516%
VT225	Sudbury Town, Vermont	0.0135583873%
VT226	Sunderland Town, Vermont	0.0341673154%
VT227	Sutton Town, Vermont	0.0364412494%
VT228	Swanton Town, Vermont	0.1297936389%
VT229	Swanton Village, Vermont	0.5715903674%
VT230	Thetford Town, Vermont	0.2618926073%
VT231	Tinmouth Town, Vermont	0.0120520422%
VT232	Topsham Town, Vermont	0.0592042959%
VT233	Townshend Town, Vermont	0.0596585701%
VT234	Troy Town, Vermont	0.0365988678%
VT235	Underhill Town, Vermont	0.0897092257%
VT236	Vergennes City, Vermont	1.4746932678%
VT237	Vernon Town, Vermont	0.3196917927%
VT238	Vershire Town, Vermont	0.0006964684%
VT239	Victory Town, Vermont	0.0095397585%
VT240	Waitsfield Town, Vermont	0.0485631307%
VT241	Walden Town, Vermont	0.0071107690%
VT242	Wallingford Town, Vermont	0.0165710775%
VT243	Waltham Town, Vermont	0.0201411987%

State ID	Qualifying Subdivision	Consolidated State Allocation
VT244	Warren Town, Vermont	0.0480774609%
VT245	Washington County, Vermont	0.9081281087%
VT246	Washington Town, Vermont	0.0529360806%
VT247	Waterbury Town, Vermont	0.4584350821%
VT248	Waterford Town, Vermont	0.0577729156%
VT249	Waterville Town, Vermont	0.0004158307%
VT250	Weathersfield Town, Vermont	0.1692264346%
VT251	Wells River Village, Vermont	0.1107474397%
VT252	Wells Town, Vermont	0.0444407043%
VT253	West Burke Village, Vermont	0.0017773719%
VT254	West Fairlee Town, Vermont	0.0090547294%
VT255	West Haven Town, Vermont	0.0090387113%
VT256	West Rutland Town, Vermont	0.1212713522%
VT257	West Windsor Town, Vermont	0.0210760168%
VT258	Westfield Town, Vermont	0.0250965679%
VT259	Westford Town, Vermont	0.0657557117%
VT260	Westminster Town, Vermont	0.0752217867%
VT261	Westminster Village, Vermont	0.0079763888%
VT262	Westmore Town, Vermont	0.0365988678%
VT263	Weston Town, Vermont	0.0291344185%
VT264	Weybridge Town, Vermont	0.0245199151%
VT265	Wheelock Town, Vermont	0.0222203522%
VT266	Whiting Town, Vermont	0.0026269736%
VT267	Whitingham Town, Vermont	0.0901365894%
VT268	Williston Town, Vermont	1.4048183334%
VT269	Wilmington Town, Vermont	0.4344700351%
VT270	Windham County, Vermont	0.7048785219%
VT271	Windham Town, Vermont	0.0155632167%
VT272	Windsor County, Vermont	0.7909631647%
VT273	Windsor Town, Vermont	1.5118803214%
VT274	Winhall Town, Vermont	0.3772340472%
VT275	Winooski City, Vermont	1.3620774732%
VT276	Wolcott Town, Vermont	0.0337047118%
VT277	Woodbury Town, Vermont	0.0267099141%
VT278	Woodford Town, Vermont	0.0383512514%
VT279	Woodstock Town, Vermont	0.5151181240%
VT280	Woodstock Village, Vermont	0.3241960913%
VT281	Worcester Town, Vermont	0.0233102258%

State ID	Qualifying Subdivision	Consolidated State Allocation
VA1	Accomack County, Virginia	0.3480034800%
VA2	Albemarle County, Virginia	0.8630086301%
VA3	Alexandria City, Virginia	1.1620116201%
VA4	Alleghany County, Virginia	0.2130021300%
VA5	Amelia County, Virginia	0.1000010000%
VA6	Amherst County, Virginia	0.2990029900%
VA7	Appomattox County, Virginia	0.1330013300%
VA8	Arlington County, Virginia	1.3780137801%
VA9	Augusta County, Virginia	0.8350083501%
VA10	Bath County, Virginia	0.0370003700%
VA11	Bedford County, Virginia	0.7770077701%
VA12	Bland County, Virginia	0.1470014700%
VA13	Botetourt County, Virginia	0.3620036200%
VA14	Bristol City, Virginia	0.4340043400%
VA15	Brunswick County, Virginia	0.1070010700%
VA16	Buchanan County, Virginia	0.9290092901%
VA17	Buckingham County, Virginia	0.1270012700%
VA18	Buena Vista City, Virginia	0.0780007800%
VA19	Campbell County, Virginia	0.4560045600%
VA20	Caroline County, Virginia	0.3180031800%
VA21	Carroll County, Virginia	0.4400044000%
VA22	Charles City County, Virginia	0.0730007300%
VA23	Charlotte County, Virginia	0.1380013800%
VA24	Charlottesville City, Virginia	0.4630046300%
VA25	Chesapeake City, Virginia	2.9120291203%
VA26	Chesterfield County, Virginia	4.0880408804%
VA27	Clarke County, Virginia	0.1250012500%
VA28	Colonial Heights City, Virginia	0.2830028300%
VA29	Covington City, Virginia	0.1000010000%
VA30	Craig County, Virginia	0.0700007000%
VA31	Culpeper County, Virginia	0.7900079001%
VA32	Cumberland County, Virginia	0.1000010000%
VA33	Danville City, Virginia	0.6370063701%
VA34	Dickenson County, Virginia	0.9480094801%
VA35	Dinwiddie County, Virginia	0.1960019600%
VA36	Emporia City, Virginia	0.0500005000%
VA37	Essex County, Virginia	0.1010010100%
VA38	Fairfax City, Virginia	0.2690026900%
VA39	Fairfax County, Virginia	8.6720867209%
VA40	Falls Church City, Virginia	0.1020010200%
VA41	Fauquier County, Virginia	1.2100121001%
VA42	Floyd County, Virginia	0.1820018200%
VA43	Fluvanna County, Virginia	0.1940019400%
VA44	Franklin City, Virginia	0.0790007900%
VA45	Franklin County, Virginia	0.9540095401%
VA46	Frederick County, Virginia	1.2770127701%
VA47	Fredericksburg City, Virginia	0.5240052401%
VA48	Galax City, Virginia	0.1390013900%
VA49	Giles County, Virginia	0.4090040900%



State ID	Qualifying Subdivision	Consolidated State Allocation
VA50	Gloucester County, Virginia	0.4240042400%
VA51	Goochland County, Virginia	0.2250022500%
VA52	Grayson County, Virginia	0.2240022400%
VA53	Greene County, Virginia	0.1780017800%
VA54	Greensville County, Virginia	0.1240012400%
VA55	Halifax County, Virginia	0.3530035300%
VA56	Hampton City, Virginia	1.5380153802%
VA57	Hanover County, Virginia	1.0790107901%
VA58	Harrisonburg City, Virginia	0.5230052301%
VA59	Henrico County, Virginia	4.4730447304%
VA60	Henry County, Virginia	1.2200122001%
VA61	Highland County, Virginia	0.0230002300%
VA62	Hopewell City, Virginia	0.3440034400%
VA63	Isle of Wight County, Virginia	0.3560035600%
VA64	James City County, Virginia	0.6120061201%
VA65	King and Queen County, Virginia	0.0720007200%
VA66	King George County, Virginia	0.3060030600%
VA67	King William County, Virginia	0.1780017800%
VA68	Lancaster County, Virginia	0.1350013500%
VA69	Lee County, Virginia	0.5560055601%
VA70	Lexington City, Virginia	0.0930009300%
VA71	Loudoun County, Virginia	2.5670256703%
VA72	Louisa County, Virginia	0.4490044900%
VA73	Lunenburg County, Virginia	0.0880008800%
VA74	Lynchburg City, Virginia	0.8160081601%
VA75	Madison County, Virginia	0.1630016300%
VA76	Manassas City, Virginia	0.4520045200%
VA77	Manassas Park City, Virginia	0.0950009500%
VA78	Martinsville City, Virginia	0.4940049400%
VA79	Mathews County, Virginia	0.0880008800%
VA80	Mecklenburg County, Virginia	0.3440034400%
VA81	Middlesex County, Virginia	0.1080010800%
VA82	Montgomery County, Virginia	1.2050120501%
VA83	Nelson County, Virginia	0.1470014700%
VA84	New Kent County, Virginia	0.1560015600%
VA85	Newport News City, Virginia	2.0470204702%
VA86	Norfolk City, Virginia	3.3880338803%
VA87	Northampton County, Virginia	0.1220012200%
VA88	Northumberland County, Virginia	0.1290012900%
VA89	Norton City, Virginia	0.1100011000%
VA90	Nottoway County, Virginia	0.1330013300%
VA91	Orange County, Virginia	0.6380063801%
VA92	Page County, Virginia	0.4100041000%
VA93	Patrick County, Virginia	0.3290032900%
VA94	Petersburg City, Virginia	0.3950039500%
VA95	Pittsylvania County, Virginia	0.7500075001%
VA96	Poquoson City, Virginia	0.1860018600%
VA97	Portsmouth City, Virginia	1.9370193702%
VA98	Powhatan County, Virginia	0.2620026200%

State ID	Qualifying Subdivision	Consolidated State Allocation
VA99	Prince Edward County, Virginia	0.1900019000%
VA100	Prince George County, Virginia	0.3510035100%
VA101	Prince William County, Virginia	3.5560355604%
VA102	Pulaski County, Virginia	1.0610106101%
VA103	Radford City, Virginia	0.2470024700%
VA104	Rappahannock County, Virginia	0.0910009100%
VA105	Richmond City, Virginia	4.2250422504%
VA106	Richmond County, Virginia	0.0840008400%
VA107	Roanoke City, Virginia	1.8590185902%
VA108	Roanoke County, Virginia	1.4980149801%
VA109	Rockbridge County, Virginia	0.2350023500%
VA110	Rockingham County, Virginia	0.6140061401%
VA111	Russell County, Virginia	1.0640106401%
VA112	Salem City, Virginia	0.7860078601%
VA113	Scott County, Virginia	0.4210042100%
VA114	Shenandoah County, Virginia	0.6600066001%
VA115	Smyth County, Virginia	0.5920059201%
VA116	Southampton County, Virginia	0.1370013700%
VA117	Spotsylvania County, Virginia	1.4170141701%
VA118	Stafford County, Virginia	1.4430144301%
VA119	Staunton City, Virginia	0.4400044000%
VA120	Suffolk City, Virginia	0.7100071001%
VA121	Surry County, Virginia	0.0580005800%
VA122	Sussex County, Virginia	0.0810008100%
VA123	Tazewell County, Virginia	1.6060160602%
VA124	Virginia Beach City, Virginia	4.8590485905%
VA125	Warren County, Virginia	0.7660076601%
VA126	Washington County, Virginia	0.9960099601%
VA127	Waynesboro City, Virginia	0.3630036300%
VA128	Westmoreland County, Virginia	0.2230022300%
VA129	Williamsburg City, Virginia	0.0860008600%
VA130	Winchester City, Virginia	0.6490064901%
VA131	Wise County, Virginia	1.7560175602%
VA132	Wythe County, Virginia	0.6420064201%
VA133	York County, Virginia	0.5610056101%

State ID	Qualifying Subdivision	Consolidated State Allocation
WA1	Aberdeen City, Washington	0.2491525333%
WA2	Adams County, Washington	0.1638732475%
WA3	Anacortes City, Washington	0.1774962906%
WA4	Arlington City, Washington	0.2620524080%
WA5	Asotin County, Washington	0.4694498386%
WA6	Auburn City, Washington	0.3251297029%
WA7	Bainbridge Island City, Washington	0.1364686014%
WA8	Battle Ground City, Washington	0.1384729857%
WA9	Bellevue City, Washington	1.1300592573%
WA10	Bellingham City, Washington	0.8978614577%
WA11	Benton County, Washington	1.4848831892%
WA12	Bonney Lake City, Washington	0.1190773864%
WA13	Bothell City, Washington	0.4476161304%
WA14	Bremerton City, Washington	0.6193374389%
WA15	Burien City, Washington	0.0270962921%
WA16	Burlington City, Washington	0.1146861661%
WA17	Camas City, Washington	0.2691592724%
WA18	Centralia City, Washington	0.1909990353%
WA19	Chelan County, Washington	0.7434914485%
WA20	Cheney City, Washington	0.1238454349%
WA21	Clallam County, Washington	1.3076983401%
WA22	Clark County, Washington	4.5149775326%
WA23	Columbia County, Washington	0.0561699537%
WA24	Covington City, Washington	0.0118134406%
WA25	Cowlitz County, Washington	1.7226945990%
WA26	Des Moines City, Washington	0.1179764526%
WA27	Douglas County, Washington	0.3932175175%
WA28	East Wenatchee City, Washington	0.0799810865%
WA29	Edgewood City, Washington	0.0048016791%
WA30	Edmonds City, Washington	0.3058936009%
WA31	Ellensburg City, Washington	0.0955824915%
WA32	Enumclaw City, Washington	0.0537768326%
WA33	Everett City, Washington	1.9258363241%
WA34	Federal Way City, Washington	0.3061452240%
WA35	Ferndale City, Washington	0.0646101891%
WA36	Ferry County, Washington	0.1153487994%
WA37	Fife City, Washington	0.1955185481%
WA38	Franklin County, Washington	0.3361237144%
WA39	Garfield County, Washington	0.0321982209%
WA40	Gig Harbor City, Washington	0.0859963345%
WA41	Grandview City, Washington	0.0530606109%
WA42	Grant County, Washington	0.9932572167%
WA43	Grays Harbor County, Washington	0.9992429138%
WA44	Island County, Washington	0.6820422610%
WA45	Issaquah City, Washington	0.1876240107%
WA46	Jefferson County, Washington	0.4417137380%
WA47	Kelso City, Washington	0.1331145270%
WA48	Kenmore City, Washington	0.0204441024%

State ID	Qualifying Subdivision	Consolidated State Allocation
WA49	Kennewick City, Washington	0.5415650564%
WA50	Kent City, Washington	0.5377397676%
WA51	King County, Washington	13.9743722662%
WA52	Kirkland City, Washington	0.5453525246%
WA53	Kitsap County, Washington	2.6294133668%
WA54	Kittitas County, Washington	0.3855704683%
WA55	Klickitat County, Washington	0.2211673457%
WA56	Lacey City, Washington	0.2348627221%
WA57	Lake Forest Park City, Washington	0.0525439124%
WA58	Lake Stevens City, Washington	0.1385202891%
WA59	Lakewood City, Washington	0.5253640894%
WA60	Lewis County, Washington	1.0777377479%
WA61	Liberty Lake City, Washington	0.0389636519%
WA62	Lincoln County, Washington	0.1712669645%
WA63	Longview City, Washington	0.6162736905%
WA64	Lynden City, Washington	0.0827115612%
WA65	Lynnwood City, Washington	0.7704629214%
WA66	Maple Valley City, Washington	0.0093761587%
WA67	Marysville City, Washington	0.3945067827%
WA68	Mason County, Washington	0.8089918012%
WA69	Mercer Island City, Washington	0.1751797481%
WA70	Mill Creek City, Washington	0.1227939546%
WA71	Monroe City, Washington	0.1771621898%
WA72	Moses Lake City, Washington	0.2078293909%
WA73	Mount Vernon City, Washington	0.2801063665%
WA74	Mountlake Terrace City, Washington	0.2108935805%
WA75	Mukilteo City, Washington	0.2561790702%
WA76	Newcastle City, Washington	0.0033117880%
WA77	Oak Harbor City, Washington	0.2511550431%
WA78	Okanogan County, Washington	0.6145043345%
WA79	Olympia City, Washington	0.6039423385%
WA80	Pacific County, Washington	0.4895416466%
WA81	Pasco City, Washington	0.4278056066%
WA82	Pend Oreille County, Washington	0.2566374940%
WA83	Pierce County, Washington	7.2310164020%
WA84	Port Angeles City, Washington	0.4598370527%
WA85	Port Orchard City, Washington	0.1009497162%
WA86	Poulsbo City, Washington	0.0773748246%
WA87	Pullman City, Washington	0.2214837491%
WA88	Puyallup City, Washington	0.3845704814%
WA89	Redmond City, Washington	0.4839486007%
WA90	Renton City, Washington	0.7652626920%
WA91	Richland City, Washington	0.4756779517%
WA92	Sammamish City, Washington	0.0224369090%
WA93	San Juan County, Washington	0.2101495171%
WA94	Seatac City, Washington	0.1481551278%
WA95	Seattle City, Washington	6.6032403816%

<b>State ID</b>	<b>Qualifying Subdivision</b>	<b>Consolidated State Allocation</b>
WA96	Sedro-Woolley City, Washington	0.0661146351%
WA97	Shelton City, Washington	0.1239179888%
WA98	Shoreline City, Washington	0.0435834501%
WA99	Skagit County, Washington	1.0526023961%
WA100	Skamania County, Washington	0.1631931925%
WA101	Snohomish City, Washington	0.0861097964%
WA102	Snohomish County, Washington	6.9054415622%
WA103	Snoqualmie City, Washington	0.0649164481%
WA104	Spokane City, Washington	3.0872078287%
WA105	Spokane County, Washington	5.5623859292%
WA106	Spokane Valley City, Washington	0.0684217500%
WA107	Stevens County, Washington	0.7479240179%
WA108	Sumner City, Washington	0.1083157569%
WA109	Sunnyside City, Washington	0.1213478384%
WA110	Tacoma City, Washington	3.2816374617%
WA111	Thurston County, Washington	2.3258492094%
WA112	Tukwila City, Washington	0.3032205739%
WA113	Tumwater City, Washington	0.2065982350%
WA114	University Place City, Washington	0.0353733363%
WA115	Vancouver City, Washington	1.7306605325%
WA116	Wahkiakum County, Washington	0.0596582197%
WA117	Walla Walla City, Washington	0.3140768654%
WA118	Walla Walla County, Washington	0.5543870294%
WA119	Washougal City, Washington	0.1279328220%
WA120	Wenatchee City, Washington	0.2968333494%
WA121	West Richland City, Washington	0.0459360490%
WA122	Whatcom County, Washington	1.3452637306%
WA123	Whitman County, Washington	0.2626805837%
WA124	Woodinville City, Washington	0.0185516364%
WA125	Yakima City, Washington	0.6060410539%
WA126	Yakima County, Washington	1.9388392959%

State ID	Qualifying Subdivision	Consolidated State Allocation
WI1	Adams County, Wisconsin	0.3270000000%
WI4	Ashland County, Wisconsin	0.2250000000%
WI7	Barron County, Wisconsin	0.4780000000%
WI8	Bayfield County, Wisconsin	0.1240000000%
WI13	Brown County, Wisconsin	2.9000000000%
WI15	Buffalo County, Wisconsin	0.1260000000%
WI17	Burnett County, Wisconsin	0.2240000000%
WI19	Calumet County, Wisconsin	0.3860000000%
WI21	Chippewa County, Wisconsin	0.6960000000%
WI23	Clark County, Wisconsin	0.2610000000%
WI24	Columbia County, Wisconsin	1.0760000000%
WI25	Crawford County, Wisconsin	0.1950000000%
WI26	Cudahy City, Wisconsin	0.0870000000%
WI27	Dane County, Wisconsin	8.2480000000%
WI30	Dodge County, Wisconsin	1.3020000000%
WI31	Door County, Wisconsin	0.2820000000%
WI32	Douglas County, Wisconsin	0.5540000000%
WI33	Dunn County, Wisconsin	0.4420000000%
WI35	Eau Claire County, Wisconsin	1.1770000000%
WI38	Florence County, Wisconsin	0.0530000000%
WI40	Fond Du Lac County, Wisconsin	1.1960000000%
WI41	Forest County, Wisconsin	0.1270000000%
WI43	Franklin City, Wisconsin	0.1550000000%
WI48	Grant County, Wisconsin	0.4980000000%
WI50	Green County, Wisconsin	0.4660000000%
WI51	Green Lake County, Wisconsin	0.2800000000%
WI53	Greenfield City, Wisconsin	0.1630000000%
WI61	Iowa County, Wisconsin	0.2790000000%
WI62	Iron County, Wisconsin	0.0610000000%
WI63	Jackson County, Wisconsin	0.2360000000%
WI65	Jefferson County, Wisconsin	1.0510000000%
WI66	Juneau County, Wisconsin	0.4380000000%
WI68	Kenosha City, Wisconsin	0.4840000000%
WI69	Kenosha County, Wisconsin	3.7120000000%
WI70	Kewaunee County, Wisconsin	0.1560000000%
WI72	La Crosse County, Wisconsin	1.6490000000%
WI73	Lafayette County, Wisconsin	0.1340000000%
WI74	Langlade County, Wisconsin	0.3120000000%
WI75	Lincoln County, Wisconsin	0.3500000000%
WI80	Manitowoc County, Wisconsin	1.4030000000%
WI81	Marathon County, Wisconsin	1.2590000000%
WI82	Marinette City, Wisconsin	0.0320000000%
WI83	Marinette County, Wisconsin	0.5030000000%
WI84	Marquette County, Wisconsin	0.2460000000%
WI87	Menominee County, Wisconsin	0.0800000000%
WI92	Milwaukee City, Wisconsin	7.8150000000%
WI93	Milwaukee County, Wisconsin	25.2210000000%
WI95	Monroe County, Wisconsin	0.6550000000%

State ID	Qualifying Subdivision	Consolidated State Allocation
WI96	Mount Pleasant Village, Wisconsin	0.1170000000%
WI100	Oak Creek City, Wisconsin	0.1660000000%
WI102	Oconto County, Wisconsin	0.3360000000%
WI104	Oneida County, Wisconsin	0.5260000000%
WI107	Outagamie County, Wisconsin	1.8360000000%
WI108	Ozaukee County, Wisconsin	1.0360000000%
WI109	Pepin County, Wisconsin	0.0550000000%
WI111	Pierce County, Wisconsin	0.3870000000%
WI113	Pleasant Prairie Village, Wisconsin	0.0590000000%
WI118	Portage County, Wisconsin	0.7290000000%
WI119	Price County, Wisconsin	0.1490000000%
WI121	Racine County, Wisconsin	3.2080000000%
WI123	Richland County, Wisconsin	0.2180000000%
WI125	Rock County, Wisconsin	2.9470000000%
WI126	Rusk County, Wisconsin	0.1590000000%
WI128	Sauk County, Wisconsin	1.2260000000%
WI129	Sawyer County, Wisconsin	0.2580000000%
WI130	Shawano County, Wisconsin	0.4180000000%
WI132	Sheboygan County, Wisconsin	1.4100000000%
WI134	South Milwaukee City, Wisconsin	0.0960000000%
WI135	St Croix County, Wisconsin	0.8290000000%
WI138	Sturtevant Village, Wisconsin	0.0180000000%
WI141	Superior City, Wisconsin	0.0890000000%
WI143	Taylor County, Wisconsin	0.1590000000%
WI145	Trempealeau County, Wisconsin	0.3200000000%
WI147	Union Grove Village, Wisconsin	0.0070000000%
WI148	Vernon County, Wisconsin	0.3220000000%
WI150	Vilas County, Wisconsin	0.4680000000%
WI151	Walworth County, Wisconsin	1.5730000000%
WI152	Washburn County, Wisconsin	0.1850000000%
WI153	Washington County, Wisconsin	1.9910000000%
WI156	Waukesha County, Wisconsin	6.0350000000%
WI158	Waupaca County, Wisconsin	0.6060000000%
WI161	Waushara County, Wisconsin	0.2310000000%
WI162	Wauwatosa City, Wisconsin	0.3090000000%
WI163	West Allis City, Wisconsin	0.3780000000%
WI168	Winnebago County, Wisconsin	2.1760000000%
WI170	Wood County, Wisconsin	0.8420000000%
WI171	Yorkville Town, Wisconsin	0.0020000000%

State ID	Qualifying Subdivision	Consolidated State Allocation
WY1	Albany County, Wyoming	1.6329876137%
WY2	Big Horn County, Wyoming	3.0324432485%
WY3	Campbell County, Wyoming	4.4393335213%
WY4	Carbon County, Wyoming	3.6968556043%
WY5	Casper City, Wyoming	7.3503611059%
WY6	Cheyenne City, Wyoming	1.2286265328%
WY7	Converse County, Wyoming	1.8962432493%
WY8	Crook County, Wyoming	0.5448669885%
WY9	Evanston City, Wyoming	1.9702405199%
WY10	Fremont County, Wyoming	6.7374838437%
WY11	Gillette City, Wyoming	1.7410635670%
WY12	Goshen County, Wyoming	1.6361202905%
WY13	Green River City, Wyoming	0.6122218672%
WY14	Hot Springs County, Wyoming	0.8557309329%
WY15	Jackson Town, Wyoming	0.5598544963%
WY16	Johnson County, Wyoming	0.9322427236%
WY17	Laramie City, Wyoming	3.4181078811%
WY18	Laramie County, Wyoming	15.5855269922%
WY19	Lincoln County, Wyoming	3.1228011914%
WY20	Natrona County, Wyoming	7.9000169472%
WY21	Niobrara County, Wyoming	0.1540280861%
WY22	Park County, Wyoming	5.7964268009%
WY23	Platte County, Wyoming	1.7507027157%
WY24	Riverton City, Wyoming	1.2744483314%
WY25	Rock Springs City, Wyoming	1.5261479738%
WY26	Sheridan City, Wyoming	0.3405187102%
WY27	Sheridan County, Wyoming	3.9149494912%
WY28	Sublette County, Wyoming	0.7136740477%
WY29	Sweetwater County, Wyoming	7.6391306020%
WY30	Teton County, Wyoming	1.3290900349%
WY31	Uinta County, Wyoming	4.3911508108%
WY32	Washakie County, Wyoming	1.5007597928%
WY33	Weston County, Wyoming	0.7758434851%



**EXHIBIT H**

**[Intentionally Omitted]**

**EXHIBIT I****Primary Subdivisions**

- |     |                                  |     |                                |
|-----|----------------------------------|-----|--------------------------------|
| 1.  | Alabaster, City of, Alabama      | 44. | Etowah, County of, Alabama     |
| 2.  | Albertville, City of, Alabama    | 45. | Eufaula, City of, Alabama      |
| 3.  | Alexander City, City of, Alabama | 46. | Fairfield, City of, Alabama    |
| 4.  | Anniston, City of, Alabama       | 47. | Fairhope, City of, Alabama     |
| 5.  | Athens, City of, Alabama         | 48. | Fayette, County of, Alabama    |
| 6.  | Auburn, City of, Alabama         | 49. | Florence, City of, Alabama     |
| 7.  | Autauga, County of, Alabama      | 50. | Foley, City of, Alabama        |
| 8.  | Baldwin, County of, Alabama      | 51. | Fort Payne, City of, Alabama   |
| 9.  | Barbour, County of, Alabama      | 52. | Franklin, County of, Alabama   |
| 10. | Bessemer, City of, Alabama       | 53. | Gadsden, City of, Alabama      |
| 11. | Bibb, County of, Alabama         | 54. | Gardendale, City of, Alabama   |
| 12. | Birmingham, City of, Alabama     | 55. | Geneva, County of, Alabama     |
| 13. | Blount, County of, Alabama       | 56. | Gulf Shores, City of, Alabama  |
| 14. | Bullock, County of, Alabama      | 57. | Hale, County of, Alabama       |
| 15. | Butler, County of, Alabama       | 58. | Hartselle, City of, Alabama    |
| 16. | Calera, City of, Alabama         | 59. | Helena, City of, Alabama       |
| 17. | Calhoun, County of, Alabama      | 60. | Henry, County of, Alabama      |
| 18. | Center Point, City of, Alabama   | 61. | Homewood, City of, Alabama     |
| 19. | Chambers, County of, Alabama     | 62. | Hoover, City of, Alabama       |
| 20. | Chelsea, City of, Alabama        | 63. | Houston, County of, Alabama    |
| 21. | Cherokee, County of, Alabama     | 64. | Hueytown, City of, Alabama     |
| 22. | Chilton, County of, Alabama      | 65. | Huntsville, City of, Alabama   |
| 23. | Choctaw, County of, Alabama      | 66. | Irondale, City of, Alabama     |
| 24. | Clarke, County of, Alabama       | 67. | Jackson, County of, Alabama    |
| 25. | Clay, County of, Alabama         | 68. | Jacksonville, City of, Alabama |
| 26. | Cleburne, County of, Alabama     | 69. | Jasper, City of, Alabama       |
| 27. | Coffee, County of, Alabama       | 70. | Jefferson, County of, Alabama  |
| 28. | Colbert, County of, Alabama      | 71. | Lamar, County of, Alabama      |
| 29. | Conecuh, County of, Alabama      | 72. | Lauderdale, County of, Alabama |
| 30. | Coosa, County of, Alabama        | 73. | Lawrence, County of, Alabama   |
| 31. | Covington, County of, Alabama    | 74. | Lee, County of, Alabama        |
| 32. | Crenshaw, County of, Alabama     | 75. | Leeds, City of, Alabama        |
| 33. | Cullman, City of, Alabama        | 76. | Limestone, County of, Alabama  |
| 34. | Cullman, County of, Alabama      | 77. | Macon, County of, Alabama      |
| 35. | Dale, County of, Alabama         | 78. | Madison, City of, Alabama      |
| 36. | Dallas, County of, Alabama       | 79. | Madison, County of, Alabama    |
| 37. | Daphne, City of, Alabama         | 80. | Marengo, County of, Alabama    |
| 38. | Decatur, City of, Alabama        | 81. | Marion, County of, Alabama     |
| 39. | DeKalb, County of, Alabama       | 82. | Marshall, County of, Alabama   |
| 40. | Dothan, City of, Alabama         | 83. | Millbrook, City of, Alabama    |
| 41. | Elmore, County of, Alabama       | 84. | Mobile, City of, Alabama       |
| 42. | Enterprise, City of, Alabama     | 85. | Mobile, County of, Alabama     |
| 43. | Escambia, County of, Alabama     | 86. | Monroe, County of, Alabama     |

- |      |  |      |                                       |
|------|--|------|---------------------------------------|
| 87.  | Montgomery, City of, Alabama             | 131. | Ketchikan Gateway, Borough of, Alaska |
| 88.  | Montgomery, County of, Alabama           | 132. | Kodiak Island, Borough of, Alaska     |
| 89.  | Moody, City of, Alabama                  | 133. | Matanuska-Susitna, Borough of, Alaska |
| 90.  | Morgan, County of, Alabama               | 134. | Wasilla, City of, Alaska              |
| 91.  | Mountain Brook, City of, Alabama         | 135. | Apache, County of, Arizona            |
| 92.  | Muscle Shoals, City of, Alabama          | 136. | Apache Junction, City of, Arizona     |
| 93.  | Northport, City of, Alabama              | 137. | Avondale, City of, Arizona            |
| 94.  | Opelika, City of, Alabama                | 138. | Buckeye, City of, Arizona             |
| 95.  | Oxford, City of, Alabama                 | 139. | Bullhead City, City of, Arizona       |
| 96.  | Ozark, City of, Alabama                  | 140. | Camp Verde, Town of, Arizona          |
| 97.  | Pelham, City of, Alabama                 | 141. | Casa Grande, City of, Arizona         |
| 98.  | Pell City, City of, Alabama              | 142. | Chandler, City of, Arizona            |
| 99.  | Phenix City, City of, Alabama            | 143. | Chino Valley, Town of, Arizona        |
| 100. | Pickens, County of, Alabama              | 144. | Cochise, County of, Arizona           |
| 101. | Pike, County of, Alabama                 | 145. | Coconino, County of, Arizona          |
| 102. | Pike Road, Town of, Alabama              | 146. | Coolidge, City of, Arizona            |
| 103. | Prattville, City of, Alabama             | 147. | Cottonwood, City of, Arizona          |
| 104. | Prichard, City of, Alabama               | 148. | Douglas, City of, Arizona             |
| 105. | Randolph, County of, Alabama             | 149. | El Mirage, City of, Arizona           |
| 106. | Russell, County of, Alabama              | 150. | Eloy, City of, Arizona                |
| 107. | Saraland, City of, Alabama               | 151. | Flagstaff, City of, Arizona           |
| 108. | Scottsboro, City of, Alabama             | 152. | Florence, Town of, Arizona            |
| 109. | Selma, City of, Alabama                  | 153. | Fountain Hills, Town of, Arizona      |
| 110. | Shelby, County of, Alabama               | 154. | Gila, County of, Arizona              |
| 111. | St. Clair, County of, Alabama            | 155. | Gilbert, Town of, Arizona             |
| 112. | Sumter, County of, Alabama               | 156. | Glendale, City of, Arizona            |
| 113. | Sylacauga, City of, Alabama              | 157. | Goodyear, City of, Arizona            |
| 114. | Talladega, City of, Alabama              | 158. | Graham, County of, Arizona            |
| 115. | Talladega, County of, Alabama            | 159. | Kingman, City of, Arizona             |
| 116. | Tallapoosa, County of, Alabama           | 160. | La Paz, County of, Arizona            |
| 117. | Troy, City of, Alabama                   | 161. | Lake Havasu City, City of, Arizona    |
| 118. | Trussville, City of, Alabama             | 162. | Marana, Town of, Arizona              |
| 119. | Tuscaloosa, City of, Alabama             | 163. | Maricopa, City of, Arizona            |
| 120. | Tuscaloosa, County of, Alabama           | 164. | Maricopa, County of, Arizona          |
| 121. | Vestavia Hills, City of, Alabama         | 165. | Mesa, City of, Arizona                |
| 122. | Walker, County of, Alabama               | 166. | Mohave, County of, Arizona            |
| 123. | Washington, County of, Alabama           | 167. | Navajo, County of, Arizona            |
| 124. | Wilcox, County of, Alabama               | 168. | Nogales, City of, Arizona             |
| 125. | Winston, County of, Alabama              | 169. | Oro Valley, Town of, Arizona          |
| 126. | Anchorage, Municipality of, Alaska       | 170. | Paradise Valley, Town of, Arizona     |
| 127. | Fairbanks, City of, Alaska               | 171. | Payson, Town of, Arizona              |
| 128. | Fairbanks North Star, Borough of, Alaska | 172. | Peoria, City of, Arizona              |
| 129. | Juneau, City of/ Borough of, Alaska      | 173. | Phoenix, City of, Arizona             |
| 130. | Kenai Peninsula, Borough of, Alaska      | 174. | Pima, County of, Arizona              |

- |  |  |
|--|--|
| 175. Pinal, County of, Arizona         | 221. Desha, County of, Arkansas            |
| 176. Prescott, City of, Arizona        | 222. Drew, County of, Arkansas             |
| 177. Prescott Valley, Town of, Arizona | 223. El Dorado, City of, Arkansas          |
| 178. Queen Creek, Town of, Arizona     | 224. Faulkner, County of, Arkansas         |
| 179. Sahuarita, Town of, Arizona       | 225. Fayetteville, City of, Arkansas       |
| 180. San Luis, City of, Arizona        | 226. Forrest City, City of, Arkansas       |
| 181. Santa Cruz, County of, Arizona    | 227. Fort Smith, City of, Arkansas         |
| 182. Scottsdale, City of, Arizona      | 228. Franklin, County of, Arkansas         |
| 183. Sedona, City of, Arizona          | 229. Fulton, County of, Arkansas           |
| 184. Show Low, City of, Arizona        | 230. Garland, County of, Arkansas          |
| 185. Sierra Vista, City of, Arizona    | 231. Grant, County of, Arkansas            |
| 186. Somerton, City of, Arizona        | 232. Greene, County of, Arkansas           |
| 187. Surprise, City of, Arizona        | 233. Harrison, City of, Arkansas           |
| 188. Tempe, City of, Arizona           | 234. Helena-West Helena, City of, Arkansas |
| 189. Tucson, City of, Arizona          |  |
| 190. Yavapai, County of, Arizona       | 235. Hempstead, County of, Arkansas        |
| 191. Yuma, City of, Arizona            | 236. Hot Spring, County of, Arkansas       |
| 192. Yuma, County of, Arizona          | 237. Hot Springs, City of, Arkansas        |
| 193. Arkadelphia, City of, Arkansas    | 238. Howard, County of, Arkansas           |
| 194. Arkansas, County of, Arkansas     | 239. Independence, County of, Arkansas     |
| 195. Ashley, County of, Arkansas       | 240. Izard, County of, Arkansas            |
| 196. Batesville, City of, Arkansas     | 241. Jackson, County of, Arkansas          |
| 197. Baxter, County of, Arkansas       | 242. Jacksonville, City of, Arkansas       |
| 198. Bella Vista, City of, Arkansas    | 243. Jefferson, County of, Arkansas        |
| 199. Benton, City of, Arkansas         | 244. Johnson, County of, Arkansas          |
| 200. Benton, County of, Arkansas       | 245. Jonesboro, City of, Arkansas          |
| 201. Bentonville, City of, Arkansas    | 246. Lawrence, County of, Arkansas         |
| 202. Blytheville, City of, Arkansas    | 247. Lincoln, County of, Arkansas          |
| 203. Boone, County of, Arkansas        | 248. Little River, County of, Arkansas     |
| 204. Bradley, County of, Arkansas      | 249. Little Rock, City of, Arkansas        |
| 205. Bryant, City of, Arkansas         | 250. Logan, County of, Arkansas            |
| 206. Cabot, City of, Arkansas          | 251. Lonoke, County of, Arkansas           |
| 207. Camden, City of, Arkansas         | 252. Madison, County of, Arkansas          |
| 208. Carroll, County of, Arkansas      | 253. Magnolia, City of, Arkansas           |
| 209. Centerton, City of, Arkansas      | 254. Malvern, City of, Arkansas            |
| 210. Chicot, County of, Arkansas       | 255. Marion, City of, Arkansas             |
| 211. Clark, County of, Arkansas        | 256. Marion, County of, Arkansas           |
| 212. Clay, County of, Arkansas         | 257. Maumelle, City of, Arkansas           |
| 213. Cleburne, County of, Arkansas     | 258. Miller, County of, Arkansas           |
| 214. Columbia, County of, Arkansas     | 259. Mississippi, County of, Arkansas      |
| 215. Conway, City of, Arkansas         | 260. Mountain Home, City of, Arkansas      |
| 216. Conway, County of, Arkansas       | 261. North Little Rock, City of, Arkansas  |
| 217. Craighead, County of, Arkansas    | 262. Ouachita, County of, Arkansas         |
| 218. Crawford, County of, Arkansas     | 263. Paragould, City of, Arkansas          |
| 219. Crittenden, County of, Arkansas   | 264. Perry, County of, Arkansas            |
| 220. Cross, County of, Arkansas        | 265. Phillips, County of, Arkansas         |

- |      |                                      |      |                                      |
|------|--------------------------------------|------|--------------------------------------|
| 266. | Pike, County of, Arkansas            | 311. | Arvin, City of, California           |
| 267. | Pine Bluff, City of, Arkansas        | 312. | Atascadero, City of, California      |
| 268. | Poinsett, County of, Arkansas        | 313. | Atwater, City of, California         |
| 269. | Polk, County of, Arkansas            | 314. | Auburn, City of, California          |
| 270. | Pope, County of, Arkansas            | 315. | Avenal, City of, California          |
| 271. | Pulaski, County of, Arkansas         | 316. | Azusa, City of, California           |
| 272. | Randolph, County of, Arkansas        | 317. | Bakersfield, City of, California     |
| 273. | Rogers, City of, Arkansas            | 318. | Baldwin Park, City of, California    |
| 274. | Russellville, City of, Arkansas      | 319. | Banning, City of, California         |
| 275. | Saline, County of, Arkansas          | 320. | Barstow, City of, California         |
| 276. | Scott, County of, Arkansas           | 321. | Beaumont, City of, California        |
| 277. | Searcy, City of, Arkansas            | 322. | Bell, City of, California            |
| 278. | Sebastian, County of, Arkansas       | 323. | Bell Gardens, City of, California    |
| 279. | Sevier, County of, Arkansas          | 324. | Bellflower, City of, California      |
| 280. | Sharp, County of, Arkansas           | 325. | Belmont, City of, California         |
| 281. | Sherwood, City of, Arkansas          | 326. | Benicia, City of, California         |
| 282. | Siloam Springs, City of, Arkansas    | 327. | Berkeley, City of, California        |
| 283. | Springdale, City of, Arkansas        | 328. | Beverly Hills, City of, California   |
| 284. | St. Francis, County of, Arkansas     | 329. | Blythe, City of, California          |
| 285. | Stone, County of, Arkansas           | 330. | Brawley, City of, California         |
| 286. | Texarkana, City of, Arkansas         | 331. | Brea, City of, California            |
| 287. | Union, County of, Arkansas           | 332. | Brentwood, City of, California       |
| 288. | Van Buren, City of, Arkansas         | 333. | Buena Park, City of, California      |
| 289. | Van Buren, County of, Arkansas       | 334. | Burbank, City of, California         |
| 290. | Washington, County of, Arkansas      | 335. | Burlingame, City of, California      |
| 291. | West Memphis, City of, Arkansas      | 336. | Butte, County of, California         |
| 292. | White, County of, Arkansas           | 337. | Calabasas, City of, California       |
| 293. | Yell, County of, Arkansas            | 338. | Calaveras, County of, California     |
| 294. | Adelanto, City of, California        | 339. | Calexico, City of, California        |
| 295. | Agoura Hills, City of, California    | 340. | California City, City of, California |
| 296. | Alameda, City of, California         | 341. | Camarillo, City of, California       |
| 297. | Alameda, County of, California       | 342. | Campbell, City of, California        |
| 298. | Albany, City of, California          | 343. | Canyon Lake, City of, California     |
| 299. | Alhambra, City of, California        | 344. | Capitola, City of, California        |
| 300. | Aliso Viejo, City of, California     | 345. | Carlsbad, City of, California        |
| 301. | Amador, County of, California        | 346. | Carpinteria, City of, California     |
| 302. | American Canyon, City of, California | 347. | Carson, City of, California          |
| 303. | Anaheim, City of, California         | 348. | Cathedral City, City of, California  |
| 304. | Anderson, City of, California        | 349. | Ceres, City of, California           |
| 305. | Antioch, City of, California         | 350. | Cerritos, City of, California        |
| 306. | Apple Valley, Town of, California    | 351. | Chico, City of, California           |
| 307. | Arcadia, City of, California         | 352. | Chino, City of, California           |
| 308. | Arcata, City of, California          | 353. | Chino Hills, City of, California     |
| 309. | Arroyo Grande, City of, California   | 354. | Chowchilla, City of, California      |
| 310. | Artesia, City of, California         | 355. | Chula Vista, City of, California     |
|      |                                      | 356. | Citrus Heights, City of, California  |

- |  |   |
|--|---|
| 357. Claremont, City of, California                          | 401. Emeryville, City of, California          |
| 358. Clayton, City of, California                            | 402. Encinitas, City of, California           |
| 359. Clearlake, City of, California                          | 403. Escondido, City of, California           |
| 360. Clovis, City of, California                             | 404. Eureka, City of, California              |
| 361. Coachella, City of, California                          | 405. Exeter, City of, California              |
| 362. Coalinga, City of, California                           | 406. Fairfield, City of, California           |
| 363. Colton, City of, California                             | 407. Farmersville, City of, California        |
| 364. Colusa, County of, California                           | 408. Fillmore, City of, California            |
| 365. Commerce, City of, California                           | 409. Folsom, City of, California              |
| 366. Compton, City of, California                            | 410. Fontana, City of, California             |
| 367. Concord, City of, California                            | 411. Fortuna, City of, California             |
| 368. Contra Costa, County of, California                     | 412. Foster City, City of, California         |
| 369. Corcoran, City of, California                           | 413. Fountain Valley, City of, California     |
| 370. Corona, City of, California                             | 414. Fremont, City of, California             |
| 371. Coronado, City of, California                           | 415. Fresno, City of, California              |
| 372. Costa Mesa, City of, California                         | 416. Fresno, County of, California            |
| 373. Covina, City of, California                             | 417. Fullerton, City of, California           |
| 374. Cudahy, City of, California                             | 418. Galt, City of, California                |
| 375. Culver City, City of, California                        | 419. Garden Grove, City of, California        |
| 376. Cupertino, City of, California                          | 420. Gardena, City of, California             |
| 377. Cypress, City of, California                            | 421. Gilroy, City of, California              |
| 378. Daly City, City of, California                          | 422. Glendale, City of, California            |
| 379. Dana Point, City of, California                         | 423. Glendora, City of, California            |
| 380. Danville, Town of, California                           | 424. Glenn, County of, California             |
| 381. Davis, City of, California                              | 425. Goleta, City of, California              |
| 382. Del Norte, County of, California                        | 426. Grand Terrace, City of, California       |
| 383. Delano, City of, California                             | 427. Grass Valley, City of, California        |
| 384. Desert Hot Springs, City of,<br>California              | 428. Greenfield, City of, California          |
| 385. Diamond Bar, City of, California                        | 429. Grover Beach, City of, California        |
| 386. Dinuba, City of, California                             | 430. Half Moon Bay, City of, California       |
| 387. Dixon, City of, California                              | 431. Hanford, City of, California             |
| 388. Downey, City of, California                             | 432. Hawaiian Gardens, City of,<br>California |
| 389. Duarte, City of, California                             | 433. Hawthorne, City of, California           |
| 390. Dublin, City of, California                             | 434. Hayward, City of, California             |
| 391. East Palo Alto, City of, California                     | 435. Healdsburg, City of, California          |
| 392. Eastvale, City of, California                           | 436. Hemet, City of, California               |
| 393. El Cajon, City of, California                           | 437. Hercules, City of, California            |
| 394. El Centro, City of, California                          | 438. Hermosa Beach, City of, California       |
| 395. El Cerrito, City of, California                         | 439. Hesperia, City of, California            |
| 396. El Dorado, County of, California                        | 440. Highland, City of, California            |
| 397. El Monte, City of, California                           | 441. Hillsborough, Town of, California        |
| 398. El Paso de Robles (Paso Robles),<br>City of, California | 442. Hollister, City of, California           |
| 399. El Segundo, City of, California                         | 443. Humboldt, County of, California          |
| 400. Elk Grove, City of, California                          | 444. Huntington Beach, City of,<br>California |

- |  |   |
|--|---|
| 445. Huntington Park, City of, California      | 490. Lompoc, City of, California          |
| 446. Imperial Beach, City of, California       | 491. Long Beach, City of, California      |
| 447. Imperial, City of, California             | 492. Los Alamitos, City of, California    |
| 448. Imperial, County of, California           | 493. Los Altos, City of, California       |
| 449. Indio, City of, California                | 494. Los Angeles, City of, California     |
| 450. Inglewood, City of, California            | 495. Los Angeles, County of, California   |
| 451. Inyo, County of, California               | 496. Los Banos, City of, California       |
| 452. Irvine, City of, California               | 497. Los Gatos, Town of, California       |
| 453. Jurupa Valley, City of, California        | 498. Lynwood, City of, California         |
| 454. Kerman, City of, California               | 499. Madera, City of, California          |
| 455. Kern, County of, California               | 500. Madera, County of, California        |
| 456. King City, City of, California            | 501. Malibu, City of, California          |
| 457. Kings, County of, California              | 502. Manhattan Beach, City of, California |
| 458. Kingsburg, City of, California            | 503. Manteca, City of, California         |
| 459. La Cañada Flintridge, City of, California | 504. Marin, County of, California         |
| 460. La Habra, City of, California             | 505. Marina, City of, California          |
| 461. La Mesa, City of, California              | 506. Mariposa, County of, California      |
| 462. La Mirada, City of, California            | 507. Martinez, City of, California        |
| 463. La Palma, City of, California             | 508. Marysville, City of, California      |
| 464. La Puente, City of, California            | 509. Maywood, City of, California         |
| 465. La Quinta, City of, California            | 510. McFarland, City of, California       |
| 466. La Verne, City of, California             | 511. Mendocino, County of, California     |
| 467. Lafayette, City of, California            | 512. Mendota, City of, California         |
| 468. Laguna Beach, City of, California         | 513. Menifee, City of, California         |
| 469. Laguna Hills, City of, California         | 514. Menlo Park, City of, California      |
| 470. Laguna Niguel, City of, California        | 515. Merced, City of, California          |
| 471. Laguna Woods, City of, California         | 516. Merced, County of, California        |
| 472. Lake, County of, California               | 517. Mill Valley, City of, California     |
| 473. Lake Elsinore, City of, California        | 518. Millbrae, City of, California        |
| 474. Lake Forest, City of, California          | 519. Milpitas, City of, California        |
| 475. Lakewood, City of, California             | 520. Mission Viejo, City of, California   |
| 476. Lancaster, City of, California            | 521. Modesto, City of, California         |
| 477. Larkspur, City of, California             | 522. Mono, County of, California          |
| 478. Lassen, County of, California             | 523. Monrovia, City of, California        |
| 479. Lathrop, City of, California              | 524. Montclair, City of, California       |
| 480. Lawndale, City of, California             | 525. Montebello, City of, California      |
| 481. Lemon Grove, City of, California          | 526. Monterey, City of, California        |
| 482. Lemoore, City of, California              | 527. Monterey, County of, California      |
| 483. Lincoln, City of, California              | 528. Monterey Park, City of, California   |
| 484. Lindsay, City of, California              | 529. Moorpark, City of, California        |
| 485. Livermore, City of, California            | 530. Moraga, Town of, California          |
| 486. Livingston, City of, California           | 531. Moreno Valley, City of, California   |
| 487. Lodi, City of, California                 | 532. Morgan Hill, City of, California     |
| 488. Loma Linda, City of, California           | 533. Morro Bay, City of, California       |
| 489. Lomita, City of, California               | 534. Mountain View, City of, California   |
|  | 535. Murrieta, City of, California        |

- |  |  |
|--|--|
| 536. Napa, City of, California                 | 581. Port Hueneme, City of, California               |
| 537. Napa, County of, California               | 582. Porterville, City of, California                |
| 538. National City, City of, California        | 583. Poway, City of, California                      |
| 539. Nevada, County of, California             | 584. Rancho Cordova, City of, California             |
| 540. Newark, City of, California               | 585. Rancho Cucamonga, City of, California           |
| 541. Newman, City of, California               | 586. Rancho Mirage, City of, California              |
| 542. Newport Beach, City of, California        | 587. Rancho Palos Verdes, City of, California        |
| 543. Norco, City of, California                | 588. Rancho Santa Margarita, City of, California     |
| 544. Norwalk, City of, California              | 589. Red Bluff, City of, California                  |
| 545. Novato, City of, California               | 590. Redding, City of, California                    |
| 546. Oakdale, City of, California              | 591. Redlands, City of, California                   |
| 547. Oakland, City of, California              | 592. Redondo Beach, City of, California              |
| 548. Oakley, City of, California               | 593. Redwood City, City of, California               |
| 549. Oceanside, City of, California            | 594. Reedley, City of, California                    |
| 550. Ontario, City of, California              | 595. Rialto, City of, California                     |
| 551. Orange, City of, California               | 596. Richmond, City of, California                   |
| 552. Orange, County of, California             | 597. Ridgecrest, City of, California                 |
| 553. Orange Cove, City of, California          | 598. Ripon, City of, California                      |
| 554. Orinda, City of, California               | 599. Riverbank, City of, California                  |
| 555. Oroville, City of, California             | 600. Riverside, City of, California                  |
| 556. Oxnard, City of, California               | 601. Riverside, County of, California                |
| 557. Pacific Grove, City of, California        | 602. Rocklin, City of, California                    |
| 558. Pacifica, City of, California             | 603. Rohnert Park, City of, California               |
| 559. Palm Desert, City of, California          | 604. Rosemead, City of, California                   |
| 560. Palm Springs, City of, California         | 605. Roseville, City of, California                  |
| 561. Palmdale, City of, California             | 606. Sacramento, City of, California                 |
| 562. Palo Alto, City of, California            | 607. Sacramento, County of, California               |
| 563. Palos Verdes Estates, City of, California | 608. Salinas, City of, California                    |
| 564. Paramount, City of, California            | 609. San Anselmo, Town of, California                |
| 565. Parlier, City of, California              | 610. San Benito, County of, California               |
| 566. Pasadena, City of, California             | 611. San Bernardino, City of, California             |
| 567. Patterson, City of, California            | 612. San Bernardino, County of, California           |
| 568. Perris, City of, California               | 613. San Bruno, City of, California                  |
| 569. Petaluma, City of, California             | 614. San Buenaventura (Ventura), City of, California |
| 570. Pico Rivera, City of, California          | 615. San Carlos, City of, California                 |
| 571. Piedmont, City of, California             | 616. San Clemente, City of, California               |
| 572. Pinole, City of, California               | 617. San Diego, City of, California                  |
| 573. Pittsburg, City of, California            | 618. San Diego, County of, California                |
| 574. Placentia, City of, California            | 619. San Dimas, City of, California                  |
| 575. Placer, County of, California             | 620. San Fernando, City of, California               |
| 576. Placerville, City of, California          |  |
| 577. Pleasant Hill, City of, California        |  |
| 578. Pleasanton, City of, California           |  |
| 579. Plumas, County of, California             |  |
| 580. Pomona, City of, California               |  |



- |  |   |
|--|---|
| 621. San Francisco, City of/ County of, California | 664. Solana Beach, City of, California        |
| 622. San Gabriel, City of, California              | 665. Solano, County of, California            |
| 623. San Jacinto, City of, California              | 666. Soledad, City of, California             |
| 624. San Joaquin, County of, California            | 667. Sonoma, City of, California              |
| 625. San Jose, City of, California                 | 668. Sonoma, County of, California            |
| 626. San Juan Capistrano, City of, California      | 669. South El Monte, City of, California      |
| 627. San Leandro, City of, California              | 670. South Gate, City of, California          |
| 628. San Luis Obispo, City of, California          | 671. South Lake Tahoe, City of, California    |
| 629. San Luis Obispo, County of, California        | 672. South Pasadena, City of, California      |
| 630. San Marcos, City of, California               | 673. South San Francisco, City of, California |
| 631. San Marino, City of, California               | 674. Stanislaus, County of, California        |
| 632. San Mateo, City of, California                | 675. Stanton, City of, California             |
| 633. San Mateo, County of, California              | 676. Stockton, City of, California            |
| 634. San Pablo, City of, California                | 677. Suisun City, City of, California         |
| 635. San Rafael, City of, California               | 678. Sunnyvale, City of, California           |
| 636. San Ramon, City of, California                | 679. Susanville, City of, California          |
| 637. Sanger, City of, California                   | 680. Sutter, County of, California            |
| 638. Santa Ana, City of, California                | 681. Tehachapi, City of, California           |
| 639. Santa Barbara, City of, California            | 682. Tehama, County of, California            |
| 640. Santa Barbara, County of, California          | 683. Temecula, City of, California            |
| 641. Santa Clara, City of, California              | 684. Temple City, City of, California         |
| 642. Santa Clara, County of, California            | 685. Thousand Oaks, City of, California       |
| 643. Santa Clarita, City of, California            | 686. Torrance, City of, California            |
| 644. Santa Cruz, City of, California               | 687. Tracy, City of, California               |
| 645. Santa Cruz, County of, California             | 688. Trinity, County of, California           |
| 646. Santa Fe Springs, City of, California         | 689. Truckee, Town of, California             |
| 647. Santa Maria, City of, California              | 690. Tulare, City of, California              |
| 648. Santa Monica, City of, California             | 691. Tulare, County of, California            |
| 649. Santa Paula, City of, California              | 692. Tuolumne, County of, California          |
| 650. Santa Rosa, City of, California               | 693. Turlock, City of, California             |
| 651. Santee, City of, California                   | 694. Tustin, City of, California              |
| 652. Saratoga, City of, California                 | 695. Twentynine Palms, City of, California    |
| 653. Scotts Valley, City of, California            | 696. Ukiah, City of, California               |
| 654. Seal Beach, City of, California               | 697. Union City, City of, California          |
| 655. Seaside, City of, California                  | 698. Upland, City of, California              |
| 656. Selma, City of, California                    | 699. Vacaville, City of, California           |
| 657. Shafter, City of, California                  | 700. Vallejo, City of, California             |
| 658. Shasta, County of, California                 | 701. Ventura, County of, California           |
| 659. Shasta Lake, City of, California              | 702. Victorville, City of, California         |
| 660. Sierra Madre, City of, California             | 703. Visalia, City of, California             |
| 661. Signal Hill, City of, California              | 704. Vista, City of, California               |
| 662. Simi Valley, City of, California              | 705. Walnut, City of, California              |
| 663. Siskiyou, County of, California               | 706. Walnut Creek, City of, California        |

707.	Wasco, City of, California	751.	Firestone, Town of, Colorado
708.	Watsonville, City of, California	752.	Fort Collins, City of, Colorado
709.	West Covina, City of, California	753.	Fort Morgan, City of, Colorado
710.	West Hollywood, City of, California	754.	Fountain, City of, Colorado
711.	West Sacramento, City of, California	755.	Frederick, Town of, Colorado
712.	Westminster, City of, California	756.	Fremont, County of, Colorado
713.	Whittier, City of, California	757.	Fruita, City of, Colorado
714.	Wildomar, City of, California	758.	Garfield, County of, Colorado
715.	Windsor, Town of, California	759.	Golden, City of, Colorado
716.	Woodland, City of, California	760.	Grand, County of, Colorado
717.	Yolo, County of, California	761.	Grand Junction, City of, Colorado
718.	Yorba Linda, City of, California	762.	Greeley, City of, Colorado
719.	Yuba City, City of, California	763.	Greenwood, Village of/ City of, Colorado
720.	Yuba, County of, California	764.	Gunnison, County of, Colorado
721.	Yucaipa, City of, California	765.	Jefferson, County of, Colorado
722.	Yucca Valley, Town of, California	766.	Johnstown, Town of, Colorado
723.	Adams, County of, Colorado	767.	La Plata, County of, Colorado
724.	Alamosa, County of, Colorado	768.	Lafayette, City of, Colorado
725.	Arapahoe, County of, Colorado	769.	Lakewood, City of, Colorado
726.	Archuleta, County of, Colorado	770.	Larimer, County of, Colorado
727.	Arvada, City of, Colorado	771.	Las Animas, County of, Colorado
728.	Aurora, City of, Colorado	772.	Littleton, City of, Colorado
729.	Boulder, City of, Colorado	773.	Logan, County of, Colorado
730.	Boulder, County of, Colorado	774.	Lone Tree, City of, Colorado
731.	Brighton, City of, Colorado	775.	Longmont, City of, Colorado
732.	Broomfield, City of/ County of, Colorado	776.	Louisville, City of, Colorado
733.	Cañon City, City of, Colorado	777.	Loveland, City of, Colorado
734.	Castle Pines, City of, Colorado	778.	Mesa, County of, Colorado
735.	Castle Rock, Town of, Colorado	779.	Moffat, County of, Colorado
736.	Centennial, City of, Colorado	780.	Montezuma, County of, Colorado
737.	Chaffee, County of, Colorado	781.	Montrose, City of, Colorado
738.	Colorado Springs, City of, Colorado	782.	Montrose, County of, Colorado
739.	Commerce City, City of, Colorado	783.	Morgan, County of, Colorado
740.	Delta, County of, Colorado	784.	Northglenn, City of, Colorado
741.	Denver, City of/ County of, Colorado	785.	Otero, County of, Colorado
742.	Douglas, County of, Colorado	786.	Park, County of, Colorado
743.	Durango, City of, Colorado	787.	Parker, Town of, Colorado
744.	Eagle, County of, Colorado	788.	Pitkin, County of, Colorado
745.	El Paso, County of, Colorado	789.	Prowers, County of, Colorado
746.	Elbert, County of, Colorado	790.	Pueblo, City of, Colorado
747.	Englewood, City of, Colorado	791.	Pueblo, County of, Colorado
748.	Erie, Town of, Colorado	792.	Rio Grande, County of, Colorado
749.	Evans, City of, Colorado	793.	Routt, County of, Colorado
750.	Federal Heights, City of, Colorado	794.	Steamboat Springs, City of, Colorado

- |   |   |
|---|---|
| 795. Sterling, City of, Colorado                  | 836. Griswold, Town of, Connecticut                 |
| 796. Summit, County of, Colorado                  | 837. Groton, Town of, Connecticut                   |
| 797. Superior, Town of, Colorado                  | 838. Guilford, Town of, Connecticut                 |
| 798. Teller, County of, Colorado                  | 839. Hamden, Town of, Connecticut                   |
| 799. Thornton, City of, Colorado                  | 840. Hartford, City of/ Town of,<br>Connecticut     |
| 800. Weld, County of, Colorado                    | 841. Killingly, Town of, Connecticut                |
| 801. Wellington, Town of, Colorado                | 842. Ledyard, Town of, Connecticut                  |
| 802. Westminster, City of, Colorado               | 843. Madison, Town of, Connecticut                  |
| 803. Wheat Ridge, City of, Colorado               | 844. Manchester, Town of, Connecticut               |
| 804. Windsor, Town of, Colorado                   | 845. Mansfield, Town of, Connecticut                |
| 805. Yuma, County of, Colorado                    | 846. Meriden, City of/ Town of,<br>Connecticut      |
| 806. Ansonia, Town of/ City of,<br>Connecticut    | 847. Middletown, City of/ Town of,<br>Connecticut   |
| 807. Avon, Town of, Connecticut                   | 848. Milford, City of, Connecticut                  |
| 808. Berlin, Town of, Connecticut                 | 849. Milford, Town of, Connecticut                  |
| 809. Bethel, Town of, Connecticut                 | 850. Monroe, Town of, Connecticut                   |
| 810. Bloomfield, Town of, Connecticut             | 851. Montville, Town of, Connecticut                |
| 811. Branford, Town of, Connecticut               | 852. Naugatuck, Borough of/ Town of,<br>Connecticut |
| 812. Bridgeport, Town of/ City of,<br>Connecticut | 853. New Britain, Town of/ City of,<br>Connecticut  |
| 813. Bristol, City of/ Town of,<br>Connecticut    | 854. New Canaan, Town of, Connecticut               |
| 814. Brookfield, Town of, Connecticut             | 855. New Fairfield, Town of, Connecticut            |
| 815. Canton, Town of, Connecticut                 | 856. New Haven, Town of/ City of,<br>Connecticut    |
| 816. Cheshire, Town of, Connecticut               | 857. New London, City of/ Town of,<br>Connecticut   |
| 817. Clinton, Town of, Connecticut                | 858. New Milford, Town of, Connecticut              |
| 818. Colchester, Town of, Connecticut             | 859. Newington, Town of, Connecticut                |
| 819. Coventry, Town of, Connecticut               | 860. Newtown, Town of, Connecticut                  |
| 820. Cromwell, Town of, Connecticut               | 861. North Branford, Town of,<br>Connecticut        |
| 821. Danbury, City of/ Town of,<br>Connecticut    | 862. North Haven, Town of, Connecticut              |
| 822. Darien, Town of, Connecticut                 | 863. Norwalk, City of/ Town of,<br>Connecticut      |
| 823. Derby, City of/ Town of,<br>Connecticut      | 864. Norwich, City of/ Town of,<br>Connecticut      |
| 824. East Hampton, Town of, Connecticut           | 865. Old Saybrook, Town of, Connecticut             |
| 825. East Hartford, Town of, Connecticut          | 866. Orange, Town of, Connecticut                   |
| 826. East Haven, Town of, Connecticut             | 867. Oxford, Town of, Connecticut                   |
| 827. East Lyme, Town of, Connecticut              | 868. Plainfield, Town of, Connecticut               |
| 828. East Windsor, Town of, Connecticut           | 869. Plainville, Town of, Connecticut               |
| 829. Ellington, Town of, Connecticut              | 870. Plymouth, Town of, Connecticut                 |
| 830. Enfield, Town of, Connecticut                | 871. Ridgefield, Town of, Connecticut               |
| 831. Fairfield, Town of, Connecticut              |   |
| 832. Farmington, Town of, Connecticut             |   |
| 833. Glastonbury, Town of, Connecticut            |   |
| 834. Granby, Town of, Connecticut                 |   |
| 835. Greenwich, Town of, Connecticut              |   |

872.	Rocky Hill, Town of, Connecticut	911.	Sussex, County of, Delaware
873.	Seymour, Town of, Connecticut	912.	Wilmington, City of, Delaware
874.	Shelton, City of/ Town of, Connecticut	913.	Acworth, City of, Georgia
875.	Simsbury, Town of, Connecticut	914.	Albany, City of, Georgia
876.	Somers, Town of, Connecticut	915.	Alpharetta, City of, Georgia
877.	South Windsor, Town of, Connecticut	916.	Americus, City of, Georgia
878.	Southbury, Town of, Connecticut	917.	Appling, County of, Georgia
879.	Southington, Town of, Connecticut	918.	Athens-Clarke County, Unified Government of, Georgia
880.	Stafford, Town of, Connecticut	919.	Atlanta, City of, Georgia
881.	Stamford, City of/ Town of, Connecticut	920.	Augusta-Richmond County, Consolidated Government of, Georgia
882.	Stonington, Town of, Connecticut	921.	Bacon, County of, Georgia
883.	Stratford, Town of, Connecticut	922.	Bainbridge, City of, Georgia
884.	Suffield, Town of, Connecticut	923.	Baldwin, County of, Georgia
885.	Tolland, Town of, Connecticut	924.	Banks, County of, Georgia
886.	Torrington, City of/ Town of, Connecticut	925.	Barrow, County of, Georgia
887.	Trumbull, Town of, Connecticut	926.	Bartow, County of, Georgia
888.	Vernon, Town of, Connecticut	927.	Ben Hill, County of, Georgia
889.	Wallingford, Town of, Connecticut	928.	Berrien, County of, Georgia
890.	Waterbury, City of/ Town of, Connecticut	929.	Bleckley, County of, Georgia
891.	Waterford, Town of, Connecticut	930.	Brantley, County of, Georgia
892.	Watertown, Town of, Connecticut	931.	Braselton, Town of, Georgia
893.	West Hartford, Town of, Connecticut	932.	Brookhaven, City of, Georgia
894.	West Haven, City of/ Town of, Connecticut	933.	Brooks, County of, Georgia
895.	Weston, Town of, Connecticut	934.	Brunswick, City of, Georgia
896.	Westport, Town of, Connecticut	935.	Bryan, County of, Georgia
897.	Wethersfield, Town of, Connecticut	936.	Buford, City of, Georgia
898.	Wilton, Town of, Connecticut	937.	Bulloch, County of, Georgia
899.	Winchester, Town of, Connecticut	938.	Burke, County of, Georgia
900.	Windham, Town of, Connecticut	939.	Butts, County of, Georgia
901.	Windsor Locks, Town of, Connecticut	940.	Calhoun, City of, Georgia
902.	Windsor, Town of, Connecticut	941.	Camden, County of, Georgia
903.	Wolcott, Town of, Connecticut	942.	Candler, County of, Georgia
904.	Dover, City of, Delaware	943.	Canton, City of, Georgia
905.	Kent, County of, Delaware	944.	Carroll, County of, Georgia
906.	Middletown, Town of, Delaware	945.	Carrollton, City of, Georgia
907.	Milford, City of, Delaware	946.	Cartersville, City of, Georgia
908.	New Castle, County of, Delaware	947.	Catoosa, County of, Georgia
909.	Newark, City of, Delaware	948.	Chamblee, City of, Georgia
910.	Smyrna, Town of, Delaware	949.	Charlton, County of, Georgia
		950.	Chatham, County of, Georgia
		951.	Chattooga, County of, Georgia
		952.	Cherokee, County of, Georgia
		953.	Clarkston, City of, Georgia

954. Clayton, County of, Georgia
955. Cobb, County of, Georgia
956. Coffee, County of, Georgia
957. College Park, City of, Georgia
958. Colquitt, County of, Georgia
959. Columbia, County of, Georgia
960. Columbus, City of, Georgia
961. Columbus, City of/ Muscogee, County of, Georgia
962. Conyers, City of, Georgia
963. Cook, County of, Georgia
964. Cordele, City of, Georgia
965. Covington, City of, Georgia
966. Coweta, County of, Georgia
967. Crawford, County of, Georgia
968. Crisp, County of, Georgia
969. Cusseta-Chattahoochee County, Unified Government of, Georgia
970. Dade, County of, Georgia
971. Dallas, City of, Georgia
972. Dalton, City of, Georgia
973. Dawson, County of, Georgia
974. Decatur, City of, Georgia
975. Decatur, County of, Georgia
976. DeKalb, County of, Georgia
977. Dodge, County of, Georgia
978. Dooly, County of, Georgia
979. Doraville, City of, Georgia
980. Dougherty, County of, Georgia
981. Douglas, City of, Georgia
982. Douglas, County of, Georgia
983. Douglasville, City of, Georgia
984. Dublin, City of, Georgia
985. Duluth, City of, Georgia
986. Dunwoody, City of, Georgia
987. Early, County of, Georgia
988. East Point, City of, Georgia
989. Effingham, County of, Georgia
990. Elbert, County of, Georgia
991. Emanuel, County of, Georgia
992. Evans, County of, Georgia
993. Fairburn, City of, Georgia
994. Fannin, County of, Georgia
995. Fayette, County of, Georgia
996. Fayetteville, City of, Georgia
997. Floyd, County of, Georgia
998. Forest Park, City of, Georgia
999. Forsyth, County of, Georgia
1000. Franklin, County of, Georgia
1001. Fulton, County of, Georgia
1002. Gainesville, City of, Georgia
1003. Gilmer, County of, Georgia
1004. Glynn, County of, Georgia
1005. Gordon, County of, Georgia
1006. Grady, County of, Georgia
1007. Greene, County of, Georgia
1008. Griffin, City of, Georgia
1009. Grovetown, City of, Georgia
1010. Gwinnett, County of, Georgia
1011. Habersham, County of, Georgia
1012. Hall, County of, Georgia
1013. Haralson, County of, Georgia
1014. Harris, County of, Georgia
1015. Hart, County of, Georgia
1016. Heard, County of, Georgia
1017. Henry, County of, Georgia
1018. Hinesville, City of, Georgia
1019. Holly Springs, City of, Georgia
1020. Houston, County of, Georgia
1021. Jackson, County of, Georgia
1022. Jasper, County of, Georgia
1023. Jeff Davis, County of, Georgia
1024. Jefferson, City of, Georgia
1025. Jefferson, County of, Georgia
1026. Johns Creek, City of, Georgia
1027. Jones, County of, Georgia
1028. Kennesaw, City of, Georgia
1029. Kingsland, City of, Georgia
1030. LaGrange, City of, Georgia
1031. Lamar, County of, Georgia
1032. Lanier, County of, Georgia
1033. Laurens, County of, Georgia
1034. Lawrenceville, City of, Georgia
1035. Lee, County of, Georgia
1036. Liberty, County of, Georgia
1037. Lilburn, City of, Georgia
1038. Loganville, City of, Georgia
1039. Long, County of, Georgia
1040. Lowndes, County of, Georgia
1041. Lumpkin, County of, Georgia
1042. Macon, County of, Georgia
1043. Macon-Bibb, County of, Georgia

1044. Madison, County of, Georgia
1045. Marietta, City of, Georgia
1046. McDonough, City of, Georgia
1047. McDuffie, County of, Georgia
1048. McIntosh, County of, Georgia
1049. Meriwether, County of, Georgia
1050. Milledgeville, City of, Georgia
1051. Milton, City of, Georgia
1052. Mitchell, County of, Georgia
1053. Monroe, City of, Georgia
1054. Monroe, County of, Georgia
1055. Morgan, County of, Georgia
1056. Moultrie, City of, Georgia
1057. Murray, County of, Georgia
1058. Newnan, City of, Georgia
1059. Newton, County of, Georgia
1060. Norcross, City of, Georgia
1061. Oconee, County of, Georgia
1062. Oglethorpe, County of, Georgia
1063. Paulding, County of, Georgia
1064. Peach, County of, Georgia
1065. Peachtree City, City of, Georgia
1066. Peachtree Corners, City of, Georgia
1067. Perry, City of, Georgia
1068. Pickens, County of, Georgia
1069. Pierce, County of, Georgia
1070. Pike, County of, Georgia
1071. Polk, County of, Georgia
1072. Pooler, City of, Georgia
1073. Powder Springs, City of, Georgia
1074. Pulaski, County of, Georgia
1075. Putnam, County of, Georgia
1076. Rabun, County of, Georgia
1077. Richmond Hill, City of, Georgia
1078. Rincon, City of, Georgia
1079. Riverdale, City of, Georgia
1080. Rockdale, County of, Georgia
1081. Rome, City of, Georgia
1082. Roswell, City of, Georgia
1083. Sandy Springs, City of, Georgia
1084. Savannah, City of, Georgia
1085. Screven, County of, Georgia
1086. Smyrna, City of, Georgia
1087. Snellville, City of, Georgia
1088. South Fulton, City of, Georgia
1089. Spalding, County of, Georgia
1090. St. Marys, City of, Georgia
1091. Statesboro, City of, Georgia
1092. Stephens, County of, Georgia
1093. Stockbridge, City of, Georgia
1094. Stonecrest, City of, Georgia
1095. Sugar Hill, City of, Georgia
1096. Sumter, County of, Georgia
1097. Suwanee, City of, Georgia
1098. Tattnall, County of, Georgia
1099. Telfair, County of, Georgia
1100. Thomas, County of, Georgia
1101. Thomasville, City of, Georgia
1102. Tift, County of, Georgia
1103. Tifton, City of, Georgia
1104. Toombs, County of, Georgia
1105. Towns, County of, Georgia
1106. Troup, County of, Georgia
1107. Tucker, City of, Georgia
1108. Union City, City of, Georgia
1109. Union, County of, Georgia
1110. Upson, County of, Georgia
1111. Valdosta, City of, Georgia
1112. Vidalia, City of, Georgia
1113. Villa Rica, City of, Georgia
1114. Walker, County of, Georgia
1115. Walton, County of, Georgia
1116. Ware, County of, Georgia
1117. Warner Robins, City of, Georgia
1118. Washington, County of, Georgia
1119. Waycross, City of, Georgia
1120. Wayne, County of, Georgia
1121. White, County of, Georgia
1122. Whitfield, County of, Georgia
1123. Winder, City of, Georgia
1124. Woodstock, City of, Georgia
1125. Worth, County of, Georgia
1126. Hawaii, County of, Hawaii
1127. Honolulu, County of/ City of, Hawaii
1128. Kauai, County of, Hawaii
1129. Maui, County of, Hawaii
1130. Ada, County of, Idaho
1131. Ammon, City of, Idaho
1132. Bannock, County of, Idaho
1133. Bingham, County of, Idaho
1134. Blackfoot, City of, Idaho

- |                                     |   |
|-------------------------------------|---|
| 1135. Blaine, County of, Idaho      | 1181. Washington, County of, Idaho            |
| 1136. Boise City, City of, Idaho    | 1182. Adams, County of, Illinois              |
| 1137. Bonner, County of, Idaho      | 1183. Addison Township, Illinois              |
| 1138. Bonneville, County of, Idaho  | 1184. Addison, Village of, Illinois           |
| 1139. Boundary, County of, Idaho    | 1185. Algonquin Township, Illinois            |
| 1140. Burley, City of, Idaho        | 1186. Algonquin, Village of, Illinois         |
| 1141. Caldwell, City of, Idaho      | 1187. Alsip, Village of, Illinois             |
| 1142. Canyon, County of, Idaho      | 1188. Alton, City of, Illinois                |
| 1143. Cassia, County of, Idaho      | 1189. Alton Township, Illinois                |
| 1144. Chubbuck, City of, Idaho      | 1190. Antioch Township, Illinois              |
| 1145. Coeur d'Alene, City of, Idaho | 1191. Antioch, Village of, Illinois           |
| 1146. Eagle, City of, Idaho         | 1192. Arlington Heights, Village of, Illinois |
| 1147. Elmore, County of, Idaho      |   |
| 1148. Franklin, County of, Idaho    | 1193. Aurora, City of, Illinois               |
| 1149. Fremont, County of, Idaho     | 1194. Aurora Township, Illinois               |
| 1150. Garden City, City of, Idaho   | 1195. Aux Sable Township, Illinois            |
| 1151. Gem, County of, Idaho         | 1196. Avon Township, Illinois                 |
| 1152. Gooding, County of, Idaho     | 1197. Barrington Township, Illinois           |
| 1153. Hayden, City of, Idaho        | 1198. Barrington, Village of, Illinois        |
| 1154. Idaho, County of, Idaho       | 1199. Bartlett, Village of, Illinois          |
| 1155. Idaho Falls, City of, Idaho   | 1200. Batavia, City of, Illinois              |
| 1156. Jefferson, County of, Idaho   | 1201. Batavia Township, Illinois              |
| 1157. Jerome, City of, Idaho        | 1202. Beach Park, Village of, Illinois        |
| 1158. Jerome, County of, Idaho      | 1203. Belleville, City of, Illinois           |
| 1159. Kootenai, County of, Idaho    | 1204. Bellwood, Village of, Illinois          |
| 1160. Kuna, City of, Idaho          | 1205. Belvidere, City of, Illinois            |
| 1161. Latah, County of, Idaho       | 1206. Belvidere Township, Illinois            |
| 1162. Lewiston, City of, Idaho      | 1207. Bensenville, Village of, Illinois       |
| 1163. Madison, County of, Idaho     | 1208. Benton Township, Illinois               |
| 1164. Meridian, City of, Idaho      | 1209. Berwyn, City of, Illinois               |
| 1165. Minidoka, County of, Idaho    | 1210. Berwyn Township, Illinois               |
| 1166. Moscow, City of, Idaho        | 1211. Blackberry Township, Illinois           |
| 1167. Mountain Home, City of, Idaho | 1212. Bloom Township, Illinois                |
| 1168. Nampa, City of, Idaho         | 1213. Bloomingdale Township, Illinois         |
| 1169. Nez Perce, County of, Idaho   | 1214. Bloomingdale, Village of, Illinois      |
| 1170. Owyhee, County of, Idaho      | 1215. Bloomington, City of, Illinois          |
| 1171. Payette, County of, Idaho     | 1216. Bloomington City Township, Illinois     |
| 1172. Pocatello, City of, Idaho     | 1217. Blue Island, City of, Illinois          |
| 1173. Post Falls, City of, Idaho    | 1218. Bolingbrook, Village of, Illinois       |
| 1174. Rexburg, City of, Idaho       | 1219. Bond, County of, Illinois               |
| 1175. Shoshone, County of, Idaho    | 1220. Boone, County of, Illinois              |
| 1176. Star, City of, Idaho          | 1221. Bourbonnais Township, Illinois          |
| 1177. Teton, County of, Idaho       | 1222. Bourbonnais, Village of, Illinois       |
| 1178. Twin Falls, City of, Idaho    | 1223. Bradley, Village of, Illinois           |
| 1179. Twin Falls, County of, Idaho  | 1224. Bremen Township, Illinois               |
| 1180. Valley, County of, Idaho      | 1225. Bridgeview, Village of, Illinois        |

- |  |   |
|--|---|
| 1226. Bristol Township, Illinois             | 1271. Collinsville, City of, Illinois       |
| 1227. Brookfield, Village of, Illinois       | 1272. Collinsville Township, Illinois       |
| 1228. Bruce Township, Illinois               | 1273. Coloma Township, Illinois             |
| 1229. Buffalo Grove, Village of, Illinois    | 1274. Columbia, City of, Illinois           |
| 1230. Burbank, City of, Illinois             | 1275. Cook, County of, Illinois             |
| 1231. Bureau, County of, Illinois            | 1276. Cortland Township, Illinois           |
| 1232. Burr Ridge, Village of, Illinois       | 1277. Country Club Hills, City of, Illinois |
| 1233. Cahokia, Village of, Illinois          | 1278. Crawford, County of, Illinois         |
| 1234. Calumet City, City of, Illinois        | 1279. Crest Hill, City of, Illinois         |
| 1235. Calumet Township, Illinois             | 1280. Crestwood, Village of, Illinois       |
| 1236. Campton Hills, Village of, Illinois    | 1281. Crete Township, Illinois              |
| 1237. Campton Township, Illinois             | 1282. Crystal Lake, City of, Illinois       |
| 1238. Canton, City of, Illinois              | 1283. Cuba Township, Illinois               |
| 1239. Canton Township, Illinois              | 1284. Cumberland, County of, Illinois       |
| 1240. Capital Township, Illinois             | 1285. Cunningham Township, Illinois         |
| 1241. Carbondale, City of, Illinois          | 1286. Danville, City of, Illinois           |
| 1242. Carbondale Township, Illinois          | 1287. Danville Township, Illinois           |
| 1243. Carol Stream, Village of, Illinois     | 1288. Darien, City of, Illinois             |
| 1244. Carpentersville, Village of, Illinois  | 1289. De Witt, County of, Illinois          |
| 1245. Carroll, County of, Illinois           | 1290. Decatur, City of, Illinois            |
| 1246. Cary, Village of, Illinois             | 1291. Decatur Township, Illinois            |
| 1247. Caseyville Township, Illinois          | 1292. Deerfield, Village of, Illinois       |
| 1248. Cass, County of, Illinois              | 1293. DeKalb, City of, Illinois             |
| 1249. Centralia, City of, Illinois           | 1294. DeKalb, County of, Illinois           |
| 1250. Centralia Township, Illinois           | 1295. DeKalb Township, Illinois             |
| 1251. Centreville Township, Illinois         | 1296. Des Plaines, City of, Illinois        |
| 1252. Champaign, City of, Illinois           | 1297. Dixon, City of, Illinois              |
| 1253. Champaign City Township, Illinois      | 1298. Dixon Township, Illinois              |
| 1254. Champaign, County of, Illinois         | 1299. Dolton, Village of, Illinois          |
| 1255. Champaign Township, Illinois           | 1300. Dorr Township, Illinois               |
| 1256. Channahon Township, Illinois           | 1301. Douglas, County of, Illinois          |
| 1257. Channahon, Village of, Illinois        | 1302. Douglas Township, Illinois            |
| 1258. Charleston, City of, Illinois          | 1303. Downers Grove Township, Illinois      |
| 1259. Charleston Township, Illinois          | 1304. Downers Grove, Village of, Illinois   |
| 1260. Chatham, Village of, Illinois          | 1305. Du Page Township, Illinois            |
| 1261. Cherry Valley Township, Illinois       | 1306. Dundee Township, Illinois             |
| 1262. Chicago, City of, Illinois             | 1307. DuPage, County of, Illinois           |
| 1263. Chicago Heights, City of, Illinois     | 1308. East Moline, City of, Illinois        |
| 1264. Chicago Ridge, Village of, Illinois    | 1309. East Peoria, City of, Illinois        |
| 1265. Christian, County of, Illinois         | 1310. East St. Louis, City of, Illinois     |
| 1266. Cicero, Town of/ Township of, Illinois | 1311. East St. Louis Township, Illinois     |
| 1267. Clark, County of, Illinois             | 1312. Edgar, County of, Illinois            |
| 1268. Clay, County of, Illinois              | 1313. Edwardsville, City of, Illinois       |
| 1269. Clinton, County of, Illinois           | 1314. Edwardsville Township, Illinois       |
| 1270. Coles, County of, Illinois             | 1315. Effingham, City of, Illinois          |
|  | 1316. Effingham, County of, Illinois        |



- |   |   |
|---|---|
| 1317. Elia Township, Illinois                 | 1362. Hancock, County of, Illinois            |
| 1318. Elgin, City of, Illinois                | 1363. Hanover Park, Village of, Illinois      |
| 1319. Elgin Township, Illinois                | 1364. Hanover Township, Illinois              |
| 1320. Elk Grove Township, Illinois            | 1365. Harlem Township, Illinois               |
| 1321. Elk Grove Village, Village of, Illinois | 1366. Harrisburg Township, Illinois           |
| 1322. Elmhurst, City of, Illinois             | 1367. Harvey, City of, Illinois               |
| 1323. Elmwood Park, Village of, Illinois      | 1368. Hazel Crest, Village of, Illinois       |
| 1324. Evanston, City of, Illinois             | 1369. Henry, County of, Illinois              |
| 1325. Evergreen Park, Village of, Illinois    | 1370. Herrin, City of, Illinois               |
| 1326. Fairview Heights, City of, Illinois     | 1371. Hickory Hills, City of, Illinois        |
| 1327. Fayette, County of, Illinois            | 1372. Hickory Point Township, Illinois        |
| 1328. Flagg Township, Illinois                | 1373. Highland Park, City of, Illinois        |
| 1329. Fondulac Township, Illinois             | 1374. Hinsdale, Village of, Illinois          |
| 1330. Ford, County of, Illinois               | 1375. Hoffman Estates, Village of, Illinois   |
| 1331. Forest Park, Village of, Illinois       | 1376. Homer Glen, Village of, Illinois        |
| 1332. Fox Lake, Village of, Illinois          | 1377. Homer Township, Illinois                |
| 1333. Frankfort Township, Illinois            | 1378. Homewood, Village of, Illinois          |
| 1334. Frankfort, Village of, Illinois         | 1379. Huntley, Village of, Illinois           |
| 1335. Franklin, County of, Illinois           | 1380. Iroquois, County of, Illinois           |
| 1336. Franklin Park, Village of, Illinois     | 1381. Jackson, County of, Illinois            |
| 1337. Freeport, City of, Illinois             | 1382. Jacksonville, City of, Illinois         |
| 1338. Freeport Township, Illinois             | 1383. Jarvis Township, Illinois               |
| 1339. Fremont Township, Illinois              | 1384. Jefferson, County of, Illinois          |
| 1340. Fulton, County of, Illinois             | 1385. Jersey, County of, Illinois             |
| 1341. Galesburg, City of, Illinois            | 1386. Jo Daviess, County of, Illinois         |
| 1342. Galesburg City Township, Illinois       | 1387. Johnson, County of, Illinois            |
| 1343. Geneva, City of, Illinois               | 1388. Joliet, City of, Illinois               |
| 1344. Geneva Township, Illinois               | 1389. Joliet Township, Illinois               |
| 1345. Glen Carbon, Village of, Illinois       | 1390. Justice, Village of, Illinois           |
| 1346. Glen Ellyn, Village of, Illinois        | 1391. Kane, County of, Illinois               |
| 1347. Glendale Heights, Village of, Illinois  | 1392. Kankakee, City of, Illinois             |
| 1348. Glenview, Village of, Illinois          | 1393. Kankakee, County of, Illinois           |
| 1349. Godfrey Township, Illinois              | 1394. Kankakee Township, Illinois             |
| 1350. Godfrey, Village of, Illinois           | 1395. Kendall, County of, Illinois            |
| 1351. Grafton Township, Illinois              | 1396. Kewanee, City of, Illinois              |
| 1352. Granite City, City of, Illinois         | 1397. Knox, County of, Illinois               |
| 1353. Granite City Township, Illinois         | 1398. La Grange Park, Village of, Illinois    |
| 1354. Grant Township, Illinois                | 1399. La Grange, Village of, Illinois         |
| 1355. Grayslake, Village of, Illinois         | 1400. Lake, County of, Illinois               |
| 1356. Greene, County of, Illinois             | 1401. Lake Forest, City of, Illinois          |
| 1357. Greenwood Township, Illinois            | 1402. Lake in the Hills, Village of, Illinois |
| 1358. Groveland Township, Illinois            | 1403. Lake Villa Township, Illinois           |
| 1359. Grundy, County of, Illinois             | 1404. Lake Zurich, Village of, Illinois       |
| 1360. Gurnee, Village of, Illinois            | 1405. Lansing, Village of, Illinois           |
| 1361. Hampton Township, Illinois              | 1406. LaSalle, County of, Illinois            |
|   | 1407. LaSalle Township, Illinois              |

1408. Lawrence, County of, Illinois
1409. Lee, County of, Illinois
1410. Lemont Township, Illinois
1411. Lemont, Village of, Illinois
1412. Leyden Township, Illinois
1413. Libertyville Township, Illinois
1414. Libertyville, Village of, Illinois
1415. Limestone Township, Illinois
1416. Lincoln, City of, Illinois
1417. Lincolnwood, Village of, Illinois
1418. Lindenhurst, Village of, Illinois
1419. Lisle Township, Illinois
1420. Lisle, Village of, Illinois
1421. Little Rock Township, Illinois
1422. Livingston, County of, Illinois
1423. Lockport, City of, Illinois
1424. Lockport Township, Illinois
1425. Logan, County of, Illinois
1426. Lombard, Village of, Illinois
1427. Long Creek Township, Illinois
1428. Loves Park, City of, Illinois
1429. Lyons Township, Illinois
1430. Lyons, Village of, Illinois
1431. Machesney Park, Village of, Illinois
1432. Macomb, City of, Illinois
1433. Macomb City Township, Illinois
1434. Macon, County of, Illinois
1435. Macoupin, County of, Illinois
1436. Madison, County of, Illinois
1437. Mahomet Township, Illinois
1438. Maine Township, Illinois
1439. Manhattan Township, Illinois
1440. Manteno Township, Illinois
1441. Marion, City of, Illinois
1442. Marion, County of, Illinois
1443. Markham, City of, Illinois
1444. Marshall, County of, Illinois
1445. Mason, County of, Illinois
1446. Massac, County of, Illinois
1447. Matteson, Village of, Illinois
1448. Mattoon, City of, Illinois
1449. Mattoon, Township of, Illinois
1450. Maywood, Village of, Illinois
1451. McDonough, County of, Illinois
1452. McHenry, City of, Illinois
1453. McHenry, County of, Illinois
1454. McHenry, Township of, Illinois
1455. McLean, County of, Illinois
1456. Medina, Township of, Illinois
1457. Melrose Park, Village of, Illinois
1458. Menard, County of, Illinois
1459. Mercer, County of, Illinois
1460. Midlothian, Village of, Illinois
1461. Milton Township, Illinois
1462. Minooka, Village of, Illinois
1463. Mokena, Village of, Illinois
1464. Moline, City of, Illinois
1465. Moline, Township of, Illinois
1466. Monee, Township of, Illinois
1467. Monroe, County of, Illinois
1468. Montgomery, County of, Illinois
1469. Montgomery, Village of, Illinois
1470. Moraine, Township of, Illinois
1471. Morgan, County of, Illinois
1472. Morris, City of, Illinois
1473. Morton Grove, Village of, Illinois
1474. Morton, Township of, Illinois
1475. Morton, Village of, Illinois
1476. Moultrie, County of, Illinois
1477. Mount Prospect, Village of, Illinois
1478. Mount Vernon, City of, Illinois
1479. Mount Vernon, Township of, Illinois
1480. Mundelein, Village of, Illinois
1481. Nameoki, Township of, Illinois
1482. Naperville, City of, Illinois
1483. Naperville, Township of, Illinois
1484. New Lenox, Township of, Illinois
1485. New Lenox, Village of, Illinois
1486. New Trier, Township of, Illinois
1487. Newell, Township of, Illinois
1488. Niles, Township of, Illinois
1489. Niles, Village of, Illinois
1490. Normal, Town of, Illinois
1491. Normal, Township of, Illinois
1492. Norridge, Village of, Illinois
1493. North Aurora, Village of, Illinois
1494. North Chicago, City of, Illinois
1495. Northbrook, Village of, Illinois
1496. Northfield, Township of, Illinois
1497. Northlake, City of, Illinois
1498. Norwood Park, Township of, Illinois
1499. Nunda, Township of, Illinois

1500. Oak Forest, City of, Illinois
1501. Oak Lawn, Village of, Illinois
1502. Oak Park, Township of, Illinois
1503. Oak Park, Village of, Illinois
1504. O'Fallon, City of, Illinois
1505. O'Fallon, Township of, Illinois
1506. Ogle, County of, Illinois
1507. Orland Park, Village of, Illinois
1508. Orland, Township of, Illinois
1509. Oswego, Township of, Illinois
1510. Oswego, Village of, Illinois
1511. Ottawa, City of, Illinois
1512. Ottawa, Township of, Illinois
1513. Palatine, Township of, Illinois
1514. Palatine, Village of, Illinois
1515. Palos Heights, City of, Illinois
1516. Palos Hills, City of, Illinois
1517. Palos, Township of, Illinois
1518. Park Forest, Village of, Illinois
1519. Park Ridge, City of, Illinois
1520. Pekin, City of, Illinois
1521. Pekin, Township of, Illinois
1522. Peoria, City of, Illinois
1523. Peoria City Township, Illinois
1524. Peoria, County of, Illinois
1525. Perry, County of, Illinois
1526. Peru, Township of, Illinois
1527. Piatt, County of, Illinois
1528. Pike, County of, Illinois
1529. Plainfield, Township of, Illinois
1530. Plainfield, Village of, Illinois
1531. Plano, City of, Illinois
1532. Pontiac, City of, Illinois
1533. Pontiac, Township of, Illinois
1534. Prospect Heights, City of, Illinois
1535. Proviso, Township of, Illinois
1536. Quincy, City of, Illinois
1537. Quincy, Township of, Illinois
1538. Randolph, County of, Illinois
1539. Rantoul, Township of, Illinois
1540. Rantoul, Village of, Illinois
1541. Rich, Township of, Illinois
1542. Richland, County of, Illinois
1543. Richton Park, Village of, Illinois
1544. River Forest, Township of, Illinois
1545. River Forest, Village of, Illinois
1546. Riverdale, Village of, Illinois
1547. Riverside, Township of, Illinois
1548. Rock Island, City of, Illinois
1549. Rock Island, County of, Illinois
1550. Rock Island, Township of, Illinois
1551. Rockford, City of, Illinois
1552. Rockford, Township of, Illinois
1553. Rockton, Township of, Illinois
1554. Rolling Meadows, City of, Illinois
1555. Romeoville, Village of, Illinois
1556. Roscoe, Township of, Illinois
1557. Roscoe, Village of, Illinois
1558. Roselle, Village of, Illinois
1559. Round Lake Beach, Village of, Illinois
1560. Round Lake, Village of, Illinois
1561. Rutland, Township of, Illinois
1562. Saline, County of, Illinois
1563. Sangamon, County of, Illinois
1564. Sauk Village, Village of, Illinois
1565. Schaumburg, Township of, Illinois
1566. Schaumburg, Village of, Illinois
1567. Schiller Park, Village of, Illinois
1568. Shelby, County of, Illinois
1569. Shields, Township of, Illinois
1570. Shiloh Valley, Township of, Illinois
1571. Shiloh, Village of, Illinois
1572. Shorewood, Village of, Illinois
1573. Skokie, Village of, Illinois
1574. South Elgin, Village of, Illinois
1575. South Holland, Village of, Illinois
1576. South Moline, Township of, Illinois
1577. South Rock Island, Township of, Illinois
1578. Springfield, City of, Illinois
1579. St. Charles, City of, Illinois
1580. St. Charles, Township of, Illinois
1581. St. Clair, County of, Illinois
1582. St. Clair, Township of, Illinois
1583. Stephenson, County of, Illinois
1584. Sterling, City of, Illinois
1585. Sterling, Township of, Illinois
1586. Stickney, Township of, Illinois
1587. Streamwood, Village of, Illinois
1588. Streator, City of, Illinois
1589. Sugar Grove, Township of, Illinois

- |   |   |
|---|---|
| 1590. Summit, Village of, Illinois          | 1636. Winnebago, County of, Illinois    |
| 1591. Swansea, Village of, Illinois         | 1637. Winnetka, Village of, Illinois    |
| 1592. Sycamore, City of, Illinois           | 1638. Wood Dale, City of, Illinois      |
| 1593. Sycamore, Township of, Illinois       | 1639. Wood River, City of, Illinois     |
| 1594. Taylorville, City of, Illinois        | 1640. Wood River, Township of, Illinois |
| 1595. Taylorville, Township of, Illinois    | 1641. Woodford, County of, Illinois     |
| 1596. Tazewell, County of, Illinois         | 1642. Woodridge, Village of, Illinois   |
| 1597. Thornton, Township of, Illinois       | 1643. Woodside, Township of, Illinois   |
| 1598. Tinley Park, Village of, Illinois     | 1644. Woodstock, City of, Illinois      |
| 1599. Troy, City of, Illinois               | 1645. Worth, Township of, Illinois      |
| 1600. Troy, Township of, Illinois           | 1646. Worth, Village of, Illinois       |
| 1601. Union, County of, Illinois            | 1647. York, Township of, Illinois       |
| 1602. Urbana, City of, Illinois             | 1648. Yorkville, City of, Illinois      |
| 1603. Vermilion, County of, Illinois        | 1649. Zion, City of, Illinois           |
| 1604. Vernon Hills, Village of, Illinois    | 1650. Zion, Township of, Illinois       |
| 1605. Vernon, Township of, Illinois         | 1651. Aboite, Township of, Indiana      |
| 1606. Villa Park, Village of, Illinois      | 1652. Adams, County of, Indiana         |
| 1607. Wabash, County of, Illinois           | 1653. Adams, Township of, Indiana       |
| 1608. Warren, County of, Illinois           | 1654. Addison, Township of, Indiana     |
| 1609. Warren, Township of, Illinois         | 1655. Allen, County of, Indiana         |
| 1610. Warrenville, City of, Illinois        | 1656. Anderson, City of, Indiana        |
| 1611. Washington, City of, Illinois         | 1657. Anderson, Township of, Indiana    |
| 1612. Washington, County of, Illinois       | 1658. Auburn, City of, Indiana          |
| 1613. Washington, Township of, Illinois     | 1659. Avon, Town of, Indiana            |
| 1614. Waterloo, City of, Illinois           | 1660. Bainbridge, Township of, Indiana  |
| 1615. Wauconda, Township of, Illinois       | 1661. Bartholomew, County of, Indiana   |
| 1616. Wauconda, Village of, Illinois        | 1662. Baugo, Township of, Indiana       |
| 1617. Waukegan, City of, Illinois           | 1663. Bedford, City of, Indiana         |
| 1618. Waukegan, Township of, Illinois       | 1664. Beech Grove, City of, Indiana     |
| 1619. Wayne, County of, Illinois            | 1665. Blackford, County of, Indiana     |
| 1620. Wayne, Township of, Illinois          | 1666. Bloomington, City of, Indiana     |
| 1621. West Chicago, City of, Illinois       | 1667. Bloomington, Township of, Indiana |
| 1622. West Deerfield, Township of, Illinois | 1668. Bluffton, City of, Indiana        |
| 1623. Westchester, Village of, Illinois     | 1669. Boon, Township of, Indiana        |
| 1624. Western Springs, Village of, Illinois | 1670. Boone, County of, Indiana         |
| 1625. Westmont, Village of, Illinois        | 1671. Brown, County of, Indiana         |
| 1626. Wheatland, Township of, Illinois      | 1672. Brown, Township of, Indiana       |
| 1627. Wheaton, City of, Illinois            | 1673. Brownsburg, Town of, Indiana      |
| 1628. Wheeling, Township of, Illinois       | 1674. Calumet, Township of, Indiana     |
| 1629. Wheeling, Village of, Illinois        | 1675. Carmel, City of, Indiana          |
| 1630. White, County of, Illinois            | 1676. Carroll, County of, Indiana       |
| 1631. Whiteside, County of, Illinois        | 1677. Cass, County of, Indiana          |
| 1632. Will, County of, Illinois             | 1678. Cedar Creek, Township of, Indiana |
| 1633. Williamson, County of, Illinois       | 1679. Cedar Lake, Town of, Indiana      |
| 1634. Wilmette, Village of, Illinois        | 1680. Center, Township of, Indiana      |
| 1635. Winfield, Township of, Illinois       | 1681. Centre, Township of, Indiana      |

- |  |  |
|--|--|
| 1682. Charlestown, Township of, Indiana  | 1728. Gary, City of, Indiana               |
| 1683. Chesterton, Town of, Indiana       | 1729. Georgetown, Township of, Indiana     |
| 1684. Clark, County of, Indiana          | 1730. Gibson, County of, Indiana           |
| 1685. Clarksville, Town of, Indiana      | 1731. Goshen, City of, Indiana             |
| 1686. Clay, County of, Indiana           | 1732. Grant, County of, Indiana            |
| 1687. Clay, Township of, Indiana         | 1733. Greencastle, City of, Indiana        |
| 1688. Cleveland, Township of, Indiana    | 1734. Greencastle, Township of, Indiana    |
| 1689. Clinton, County of, Indiana        | 1735. Greene, County of, Indiana           |
| 1690. Columbia, Township of, Indiana     | 1736. Greenfield, City of, Indiana         |
| 1691. Columbus, City of, Indiana         | 1737. Greensburg, City of, Indiana         |
| 1692. Columbus, Township of, Indiana     | 1738. Greenwood, City of, Indiana          |
| 1693. Concord, Township of, Indiana      | 1739. Griffith, Town of, Indiana           |
| 1694. Connersville, City of, Indiana     | 1740. Guilford, Township of, Indiana       |
| 1695. Connersville, Township of, Indiana | 1741. Hamilton, County of, Indiana         |
| 1696. Coolspring, Township of, Indiana   | 1742. Hammond, City of, Indiana            |
| 1697. Crawford, County of, Indiana       | 1743. Hancock, County of, Indiana          |
| 1698. Crawfordsville, City of, Indiana   | 1744. Hanover, Township of, Indiana        |
| 1699. Crown Point, City of, Indiana      | 1745. Harris, Township of, Indiana         |
| 1700. Danville, Town of, Indiana         | 1746. Harrison, County of, Indiana         |
| 1701. Daviess, County of, Indiana        | 1747. Harrison, Township of, Indiana       |
| 1702. Dearborn, County of, Indiana       | 1748. Hendricks, County of, Indiana        |
| 1703. Decatur, County of, Indiana        | 1749. Henry, County of, Indiana            |
| 1704. Decatur, Township of, Indiana      | 1750. Henry, Township of, Indiana          |
| 1705. DeKalb, County of, Indiana         | 1751. Highland, Town of, Indiana           |
| 1706. Delaware, County of, Indiana       | 1752. Hobart, City of, Indiana             |
| 1707. Delaware, Township of, Indiana     | 1753. Hobart, Township of, Indiana         |
| 1708. Dubois, County of, Indiana         | 1754. Honey Creek, Township of, Indiana    |
| 1709. Dyer, Town of, Indiana             | 1755. Howard, County of, Indiana           |
| 1710. East Chicago, City of, Indiana     | 1756. Huntington, City of, Indiana         |
| 1711. Eel, Township of, Indiana          | 1757. Huntington, County of, Indiana       |
| 1712. Elkhart, City of, Indiana          | 1758. Huntington, Township of, Indiana     |
| 1713. Elkhart, County of, Indiana        | 1759. Jackson, County of, Indiana          |
| 1714. Elkhart, Township of, Indiana      | 1760. Jackson, Township of, Indiana        |
| 1715. Evansville, City of, Indiana       | 1761. Jasper, City of, Indiana             |
| 1716. Fairfield, Township of, Indiana    | 1762. Jasper, County of, Indiana           |
| 1717. Fall Creek, Township of, Indiana   | 1763. Jay, County of, Indiana              |
| 1718. Fayette, County of, Indiana        | 1764. Jefferson, County of, Indiana        |
| 1719. Fishers, City of, Indiana          | 1765. Jefferson, Township of, Indiana      |
| 1720. Floyd, County of, Indiana          | 1766. Jeffersonville, City of, Indiana     |
| 1721. Fort Wayne, City of, Indiana       | 1767. Jeffersonville, Township of, Indiana |
| 1722. Fountain, County of, Indiana       | 1768. Jennings, County of, Indiana         |
| 1723. Frankfort, City of, Indiana        | 1769. Johnson, County of, Indiana          |
| 1724. Franklin, City of, Indiana         | 1770. Keener, Township of, Indiana         |
| 1725. Franklin, County of, Indiana       | 1771. Knight, Township of, Indiana         |
| 1726. Franklin, Township of, Indiana     | 1772. Knox, County of, Indiana             |
| 1727. Fulton, County of, Indiana         | 1773. Kokomo, City of, Indiana             |

- |  |  |
|--|--|
| 1774. Kosciusko, County of, Indiana                        | 1819. Orange, County of, Indiana         |
| 1775. La Porte, City of, Indiana                           | 1820. Osolo, Township of, Indiana        |
| 1776. Lafayette, City of, Indiana                          | 1821. Owen, County of, Indiana           |
| 1777. LaGrange, County of, Indiana                         | 1822. Parke, County of, Indiana          |
| 1778. Lake, County of, Indiana                             | 1823. Patoka, Township of, Indiana       |
| 1779. Lake Station, City of, Indiana                       | 1824. Penn, Township of, Indiana         |
| 1780. LaPorte, County of, Indiana                          | 1825. Perry, County of, Indiana          |
| 1781. Lawrence, City of, Indiana                           | 1826. Perry, Township of, Indiana        |
| 1782. Lawrence, County of, Indiana                         | 1827. Peru, City of, Indiana             |
| 1783. Lawrence, Township of, Indiana                       | 1828. Peru, Township of, Indiana         |
| 1784. Lawrenceburg, Township of, Indiana                   | 1829. Pigeon, Township of, Indiana       |
| 1785. Lebanon, City of, Indiana                            | 1830. Pike, County of, Indiana           |
| 1786. Lincoln, Township of, Indiana                        | 1831. Pike, Township of, Indiana         |
| 1787. Logansport, City of, Indiana                         | 1832. Pipe Creek, Township of, Indiana   |
| 1788. Lost Creek, Township of, Indiana                     | 1833. Plainfield, Town of, Indiana       |
| 1789. Madison, City of, Indiana                            | 1834. Pleasant, Township of, Indiana     |
| 1790. Madison, County of, Indiana                          | 1835. Portage, City of, Indiana          |
| 1791. Madison, Township of, Indiana                        | 1836. Portage, Township of, Indiana      |
| 1792. Marion, City of, Indiana                             | 1837. Porter, County of, Indiana         |
| 1793. Marion, County of/ Indianapolis,<br>City of, Indiana | 1838. Posey, County of, Indiana          |
| 1794. Marshall, County of, Indiana                         | 1839. Pulaski, County of, Indiana        |
| 1795. Martin, County of, Indiana                           | 1840. Putnam, County of, Indiana         |
| 1796. Martinsville, City of, Indiana                       | 1841. Randolph, County of, Indiana       |
| 1797. Merrillville, Town of, Indiana                       | 1842. Richland, Township of, Indiana     |
| 1798. Miami, County of, Indiana                            | 1843. Richmond, City of, Indiana         |
| 1799. Michigan City, City of, Indiana                      | 1844. Ripley, County of, Indiana         |
| 1800. Michigan, Township of, Indiana                       | 1845. Ross, Township of, Indiana         |
| 1801. Mill, Township of, Indiana                           | 1846. Rush, County of, Indiana           |
| 1802. Mishawaka, City of, Indiana                          | 1847. Schererville, Town of, Indiana     |
| 1803. Monroe, County of, Indiana                           | 1848. Scott, County of, Indiana          |
| 1804. Montgomery, County of, Indiana                       | 1849. Seymour, City of, Indiana          |
| 1805. Morgan, County of, Indiana                           | 1850. Shawswick, Township of, Indiana    |
| 1806. Muncie, City of, Indiana                             | 1851. Shelby, County of, Indiana         |
| 1807. Munster, Town of, Indiana                            | 1852. Shelbyville, City of, Indiana      |
| 1808. New Albany, City of, Indiana                         | 1853. Silver Creek, Township of, Indiana |
| 1809. New Albany, Township of, Indiana                     | 1854. South Bend, City of, Indiana       |
| 1810. New Castle, City of, Indiana                         | 1855. Speedway, Town of, Indiana         |
| 1811. New Haven, City of, Indiana                          | 1856. Spencer, County of, Indiana        |
| 1812. Newton, County of, Indiana                           | 1857. St. John, Town of, Indiana         |
| 1813. Noble, County of, Indiana                            | 1858. St. John, Township of, Indiana     |
| 1814. Noble, Township of, Indiana                          | 1859. St. Joseph, County of, Indiana     |
| 1815. Noblesville, City of, Indiana                        | 1860. St. Joseph, Township of, Indiana   |
| 1816. Noblesville, Township of, Indiana                    | 1861. Starke, County of, Indiana         |
| 1817. North, Township of, Indiana                          | 1862. Steuben, County of, Indiana        |
| 1818. Ohio, Township of, Indiana                           | 1863. Sugar Creek, Township of, Indiana  |
|  | 1864. Sullivan, County of, Indiana       |

- |   |                                     |
|---|-------------------------------------|
| 1865. Switzerland, County of, Indiana   | 1911. Buchanan, County of, Iowa     |
| 1866. Terre Haute, City of, Indiana     | 1912. Buena Vista, County of, Iowa  |
| 1867. Tippecanoe, County of, Indiana    | 1913. Burlington, City of, Iowa     |
| 1868. Tipton, County of, Indiana        | 1914. Butler, County of, Iowa       |
| 1869. Troy, Township of, Indiana        | 1915. Carroll, County of, Iowa      |
| 1870. Union, Township of, Indiana       | 1916. Cass, County of, Iowa         |
| 1871. Valparaiso, City of, Indiana      | 1917. Cedar, County of, Iowa        |
| 1872. Van Buren, Township of, Indiana   | 1918. Cedar Falls, City of, Iowa    |
| 1873. Vanderburgh, County of, Indiana   | 1919. Cedar Rapids, City of, Iowa   |
| 1874. Vermillion, County of, Indiana    | 1920. Cerro Gordo, County of, Iowa  |
| 1875. Vernon, Township of, Indiana      | 1921. Cherokee, County of, Iowa     |
| 1876. Vigo, County of, Indiana          | 1922. Chickasaw, County of, Iowa    |
| 1877. Vincennes, City of, Indiana       | 1923. Clay, County of, Iowa         |
| 1878. Vincennes, Township of, Indiana   | 1924. Clayton, County of, Iowa      |
| 1879. Wabash, County of, Indiana        | 1925. Clinton, City of, Iowa        |
| 1880. Wabash, Township of, Indiana      | 1926. Clinton, County of, Iowa      |
| 1881. Warren, Township of, Indiana      | 1927. Clive, City of, Iowa          |
| 1882. Warrick, County of, Indiana       | 1928. Coralville, City of, Iowa     |
| 1883. Warsaw, City of, Indiana          | 1929. Council Bluffs, City of, Iowa |
| 1884. Washington, City of, Indiana      | 1930. Crawford, County of, Iowa     |
| 1885. Washington, County of, Indiana    | 1931. Dallas, County of, Iowa       |
| 1886. Washington, Township of, Indiana  | 1932. Davenport, City of, Iowa      |
| 1887. Wayne, County of, Indiana         | 1933. Delaware, County of, Iowa     |
| 1888. Wayne, Township of, Indiana       | 1934. Des Moines, City of, Iowa     |
| 1889. Wea, Township of, Indiana         | 1935. Des Moines, County of, Iowa   |
| 1890. Wells, County of, Indiana         | 1936. Dickinson, County of, Iowa    |
| 1891. West Lafayette, City of, Indiana  | 1937. Dubuque, City of, Iowa        |
| 1892. Westchester, Township of, Indiana | 1938. Dubuque, County of, Iowa      |
| 1893. Westfield, City of, Indiana       | 1939. Fairfield, City of, Iowa      |
| 1894. White, County of, Indiana         | 1940. Fayette, County of, Iowa      |
| 1895. White River, Township of, Indiana | 1941. Floyd, County of, Iowa        |
| 1896. Whitley, County of, Indiana       | 1942. Fort Dodge, City of, Iowa     |
| 1897. Winfield, Township of, Indiana    | 1943. Fort Madison, City of, Iowa   |
| 1898. Yorktown, Town of, Indiana        | 1944. Franklin, County of, Iowa     |
| 1899. Zionsville, Town of, Indiana      | 1945. Grimes, City of, Iowa         |
| 1900. Allamakee, County of, Iowa        | 1946. Grundy, County of, Iowa       |
| 1901. Altoona, City of, Iowa            | 1947. Guthrie, County of, Iowa      |
| 1902. Ames, City of, Iowa               | 1948. Hamilton, County of, Iowa     |
| 1903. Ankeny, City of, Iowa             | 1949. Hancock, County of, Iowa      |
| 1904. Appanoose, County of, Iowa        | 1950. Hardin, County of, Iowa       |
| 1905. Benton, County of, Iowa           | 1951. Harrison, County of, Iowa     |
| 1906. Bettendorf, City of, Iowa         | 1952. Henry, County of, Iowa        |
| 1907. Black Hawk, County of, Iowa       | 1953. Indianola, City of, Iowa      |
| 1908. Boone, City of, Iowa              | 1954. Iowa City, City of, Iowa      |
| 1909. Boone, County of, Iowa            | 1955. Iowa, County of, Iowa         |
| 1910. Bremer, County of, Iowa           | 1956. Jackson, County of, Iowa      |

- |                                      |                                      |
|--------------------------------------|--------------------------------------|
| 1957. Jasper, County of, Iowa        | 2003. Urbandale, City of, Iowa       |
| 1958. Jefferson, County of, Iowa     | 2004. Wapello, County of, Iowa       |
| 1959. Johnson, County of, Iowa       | 2005. Warren, County of, Iowa        |
| 1960. Johnston, City of, Iowa        | 2006. Washington, County of, Iowa    |
| 1961. Jones, County of, Iowa         | 2007. Waterloo, City of, Iowa        |
| 1962. Keokuk, City of, Iowa          | 2008. Waukee, City of, Iowa          |
| 1963. Keokuk, County of, Iowa        | 2009. Waverly, City of, Iowa         |
| 1964. Kossuth, County of, Iowa       | 2010. Webster, County of, Iowa       |
| 1965. Le Mars, City of, Iowa         | 2011. West Des Moines, City of, Iowa |
| 1966. Lee, County of, Iowa           | 2012. Winnebago, County of, Iowa     |
| 1967. Linn, County of, Iowa          | 2013. Winneshiek, County of, Iowa    |
| 1968. Louisa, County of, Iowa        | 2014. Woodbury, County of, Iowa      |
| 1969. Lyon, County of, Iowa          | 2015. Wright, County of, Iowa        |
| 1970. Madison, County of, Iowa       | 2016. Allen, County of, Kansas       |
| 1971. Mahaska, County of, Iowa       | 2017. Andover, City of, Kansas       |
| 1972. Marion, City of, Iowa          | 2018. Arkansas City, City of, Kansas |
| 1973. Marion, County of, Iowa        | 2019. Atchison, City of, Kansas      |
| 1974. Marshall, County of, Iowa      | 2020. Atchison, County of, Kansas    |
| 1975. Marshalltown, City of, Iowa    | 2021. Barton, County of, Kansas      |
| 1976. Mason City, City of, Iowa      | 2022. Bourbon, County of, Kansas     |
| 1977. Mills, County of, Iowa         | 2023. Bruno, Township of, Kansas     |
| 1978. Mitchell, County of, Iowa      | 2024. Butler, County of, Kansas      |
| 1979. Muscatine, City of, Iowa       | 2025. Cherokee, County of, Kansas    |
| 1980. Muscatine, County of, Iowa     | 2026. Cowley, County of, Kansas      |
| 1981. Newton, City of, Iowa          | 2027. Crawford, County of, Kansas    |
| 1982. North Liberty, City of, Iowa   | 2028. Derby, City of, Kansas         |
| 1983. Norwalk, City of, Iowa         | 2029. Dickinson, County of, Kansas   |
| 1984. O'Brien, County of, Iowa       | 2030. Dodge City, City of, Kansas    |
| 1985. Oskaloosa, City of, Iowa       | 2031. Douglas, County of, Kansas     |
| 1986. Ottumwa, City of, Iowa         | 2032. El Dorado, City of, Kansas     |
| 1987. Page, County of, Iowa          | 2033. Ellis, County of, Kansas       |
| 1988. Pella, City of, Iowa           | 2034. Emporia, City of, Kansas       |
| 1989. Pleasant Hill, City of, Iowa   | 2035. Fairmount, Township of, Kansas |
| 1990. Plymouth, County of, Iowa      | 2036. Finney, County of, Kansas      |
| 1991. Polk, County of, Iowa          | 2037. Ford, County of, Kansas        |
| 1992. Pottawattamie, County of, Iowa | 2038. Franklin, County of, Kansas    |
| 1993. Poweshiek, County of, Iowa     | 2039. Garden City, City of, Kansas   |
| 1994. Scott, County of, Iowa         | 2040. Gardner, City of, Kansas       |
| 1995. Shelby, County of, Iowa        | 2041. Geary, County of, Kansas       |
| 1996. Sioux City, City of, Iowa      | 2042. Great Bend, City of, Kansas    |
| 1997. Sioux, County of, Iowa         | 2043. Harvey, County of, Kansas      |
| 1998. Spencer, City of, Iowa         | 2044. Hays, City of, Kansas          |
| 1999. Storm Lake, City of, Iowa      | 2045. Haysville, City of, Kansas     |
| 2000. Story, County of, Iowa         | 2046. Haysville, City of, Kansas     |
| 2001. Tama, County of, Iowa          | 2047. Hutchinson, City of, Kansas    |
| 2002. Union, County of, Iowa         | 2048. Jackson, County of, Kansas     |



- |  |   |
|--|---|
| 2049. Jefferson, County of, Kansas         | 2095. Wichita, City of, Kansas          |
| 2050. Johnson, County of, Kansas           | 2096. Winfield, City of, Kansas         |
| 2051. Junction City, City of, Kansas       | 2097. Wyandotte, County of, Kansas      |
| 2052. Kansas City, City of, Kansas         | 2098. Adair, County of, Kentucky        |
| 2053. Kansas City, City of, Kansas         | 2099. Allen, County of, Kentucky        |
| 2054. Labette, County of, Kansas           | 2100. Anderson, County of, Kentucky     |
| 2055. Lansing, City of, Kansas             | 2101. Ashland, City of, Kentucky        |
| 2056. Lawrence, City of, Kansas            | 2102. Bardstown, City of, Kentucky      |
| 2057. Lawrence, City of, Kansas            | 2103. Barren, County of, Kentucky       |
| 2058. Leavenworth, City of, Kansas         | 2104. Bath, County of, Kentucky         |
| 2059. Leavenworth, County of, Kansas       | 2105. Bell, County of, Kentucky         |
| 2060. Leawood, City of, Kansas             | 2106. Berea, City of, Kentucky          |
| 2061. Lenexa, City of, Kansas              | 2107. Boone, County of, Kentucky        |
| 2062. Liberal, City of, Kansas             | 2108. Bourbon, County of, Kentucky      |
| 2063. Lyon, County of, Kansas              | 2109. Bowling Green, City of, Kentucky  |
| 2064. Madison, Township of, Kansas         | 2110. Boyd, County of, Kentucky         |
| 2065. Manhattan, City of, Kansas           | 2111. Boyle, County of, Kentucky        |
| 2066. Marion, County of, Kansas            | 2112. Breathitt, County of, Kentucky    |
| 2067. McPherson, City of, Kansas           | 2113. Breckinridge, County of, Kentucky |
| 2068. McPherson, County of, Kansas         | 2114. Bullitt, County of, Kentucky      |
| 2069. Merriam, City of, Kansas             | 2115. Butler, County of, Kentucky       |
| 2070. Miami, County of, Kansas             | 2116. Caldwell, County of, Kentucky     |
| 2071. Montgomery, County of, Kansas        | 2117. Calloway, County of, Kentucky     |
| 2072. Nemaha, County of, Kansas            | 2118. Campbell, County of, Kentucky     |
| 2073. Neosho, County of, Kansas            | 2119. Campbellsville, City of, Kentucky |
| 2074. Newton, City of, Kansas              | 2120. Carroll, County of, Kentucky      |
| 2075. Olathe, City of, Kansas              | 2121. Carter, County of, Kentucky       |
| 2076. Osage, County of, Kansas             | 2122. Casey, County of, Kentucky        |
| 2077. Ottawa, City of, Kansas              | 2123. Christian, County of, Kentucky    |
| 2078. Overland Park, City of, Kansas       | 2124. Clark, County of, Kentucky        |
| 2079. Pittsburg, City of, Kansas           | 2125. Clay, County of, Kentucky         |
| 2080. Pottawatomie, County of, Kansas      | 2126. Clinton, County of, Kentucky      |
| 2081. Prairie, Village of, City of, Kansas | 2127. Covington, City of, Kentucky      |
| 2082. Reno, County of, Kansas              | 2128. Danville, City of, Kentucky       |
| 2083. Riley, County of, Kansas             | 2129. Daviess, County of, Kentucky      |
| 2084. Riverside, Township of, Kansas       | 2130. Edmonson, County of, Kentucky     |
| 2085. Rockford, Township of, Kansas        | 2131. Elizabethtown, City of, Kentucky  |
| 2086. Salina, City of, Kansas              | 2132. Erlanger, City of, Kentucky       |
| 2087. Saline, County of, Kansas            | 2133. Estill, County of, Kentucky       |
| 2088. Sedgwick, County of, Kansas          | 2134. Fleming, County of, Kentucky      |
| 2089. Seward, County of, Kansas            | 2135. Florence, City of, Kentucky       |
| 2090. Shawnee, City of, Kansas             | 2136. Floyd, County of, Kentucky        |
| 2091. Shawnee, County of, Kansas           | 2137. Fort Thomas, City of, Kentucky    |
| 2092. Soldier, Township of, Kansas         | 2138. Frankfort, City of, Kentucky      |
| 2093. Sumner, County of, Kansas            | 2139. Franklin, County of, Kentucky     |
| 2094. Topeka, City of, Kansas              | 2140. Garrard, County of, Kentucky      |

2141. Georgetown, City of, Kentucky
2142. Glasgow, City of, Kentucky
2143. Grant, County of, Kentucky
2144. Graves, County of, Kentucky
2145. Grayson, County of, Kentucky
2146. Green, County of, Kentucky
2147. Greenup, County of, Kentucky
2148. Hardin, County of, Kentucky
2149. Harlan, County of, Kentucky
2150. Harrison, County of, Kentucky
2151. Hart, County of, Kentucky
2152. Henderson, City of, Kentucky
2153. Henderson, County of, Kentucky
2154. Henry, County of, Kentucky
2155. Hopkins, County of, Kentucky
2156. Hopkinsville, City of, Kentucky
2157. Independence, City of, Kentucky
2158. Jackson, County of, Kentucky
2159. Jeffersontown, City of, Kentucky
2160. Jessamine, County of, Kentucky
2161. Johnson, County of, Kentucky
2162. Kenton, County of, Kentucky
2163. Knott, County of, Kentucky
2164. Knox, County of, Kentucky
2165. Larue, County of, Kentucky
2166. Laurel, County of, Kentucky
2167. Lawrence, County of, Kentucky
2168. Lawrenceburg, City of, Kentucky
2169. Letcher, County of, Kentucky
2170. Lewis, County of, Kentucky
2171. Lexington-Fayette, Urban County of, Kentucky
2172. Lincoln, County of, Kentucky
2173. Logan, County of, Kentucky
2174. Louisville/Jefferson, County Metro of, Kentucky
2175. Lyndon, City of, Kentucky
2176. Madison, County of, Kentucky
2177. Madisonville, City of, Kentucky
2178. Magoffin, County of, Kentucky
2179. Marion, County of, Kentucky
2180. Marshall, County of, Kentucky
2181. Martin, County of, Kentucky
2182. Mason, County of, Kentucky
2183. McCracken, County of, Kentucky
2184. McCreary, County of, Kentucky
2185. Meade, County of, Kentucky
2186. Mercer, County of, Kentucky
2187. Metcalfe, County of, Kentucky
2188. Monroe, County of, Kentucky
2189. Montgomery, County of, Kentucky
2190. Morgan, County of, Kentucky
2191. Mount Washington, City of, Kentucky
2192. Muhlenberg, County of, Kentucky
2193. Murray, City of, Kentucky
2194. Nelson, County of, Kentucky
2195. Newport, City of, Kentucky
2196. Nicholasville, City of, Kentucky
2197. Ohio, County of, Kentucky
2198. Oldham, County of, Kentucky
2199. Owen, County of, Kentucky
2200. Owensboro, City of, Kentucky
2201. Paducah, City of, Kentucky
2202. Pendleton, County of, Kentucky
2203. Perry, County of, Kentucky
2204. Pike, County of, Kentucky
2205. Powell, County of, Kentucky
2206. Pulaski, County of, Kentucky
2207. Radcliff, City of, Kentucky
2208. Richmond, City of, Kentucky
2209. Rockcastle, County of, Kentucky
2210. Rowan, County of, Kentucky
2211. Russell, County of, Kentucky
2212. Scott, County of, Kentucky
2213. Shelby, County of, Kentucky
2214. Shelbyville, City of, Kentucky
2215. Shepherdsville, City of, Kentucky
2216. Shively, City of, Kentucky
2217. Simpson, County of, Kentucky
2218. Somerset, City of, Kentucky
2219. Spencer, County of, Kentucky
2220. St. Matthews, City of, Kentucky
2221. Taylor, County of, Kentucky
2222. Todd, County of, Kentucky
2223. Trigg, County of, Kentucky
2224. Union, County of, Kentucky
2225. Warren, County of, Kentucky
2226. Washington, County of, Kentucky
2227. Wayne, County of, Kentucky
2228. Webster, County of, Kentucky
2229. Whitley, County of, Kentucky

- 2230. Winchester, City of, Kentucky
- 2231. Woodford, County of, Kentucky
- 2232. Morgan, County of, Kentucky  
Louisiana
- 2233. Abbeville, City of, Louisiana
- 2234. Acadia, Parish of, Louisiana
- 2235. Alexandria, City of, Louisiana
- 2236. Allen, Parish of, Louisiana
- 2237. Ascension, Parish of, Louisiana
- 2238. Assumption, Parish of, Louisiana
- 2239. Avoyelles, Parish of, Louisiana
- 2240. Baker, City of, Louisiana
- 2241. Bastrop, City of, Louisiana
- 2242. Baton Rouge, City of, Louisiana
- 2243. Beauregard, Parish of, Louisiana
- 2244. Bienville, Parish of, Louisiana
- 2245. Bogalusa, City of, Louisiana
- 2246. Bossier City, City of, Louisiana
- 2247. Bossier, Parish of, Louisiana
- 2248. Broussard, City of, Louisiana
- 2249. Caddo, Parish of, Louisiana
- 2250. Calcasieu, Parish of, Louisiana
- 2251. Central, City of, Louisiana
- 2252. Claiborne, Parish of, Louisiana
- 2253. Concordia, Parish of, Louisiana
- 2254. Covington, City of, Louisiana
- 2255. Crowley, City of, Louisiana
- 2256. De Soto, Parish of, Louisiana
- 2257. DeRidder, City of, Louisiana
- 2258. East Baton Rouge, Parish of,  
Louisiana
- 2259. East Feliciana, Parish of, Louisiana
- 2260. Evangeline, Parish of, Louisiana
- 2261. Franklin, Parish of, Louisiana
- 2262. Gonzales, City of, Louisiana
- 2263. Grant, Parish of, Louisiana
- 2264. Gretna, City of, Louisiana
- 2265. Hammond, City of, Louisiana
- 2266. Iberia, Parish of, Louisiana
- 2267. Iberville, Parish of, Louisiana
- 2268. Jackson, Parish of, Louisiana
- 2269. Jefferson Davis, Parish of, Louisiana
- 2270. Jefferson, Parish of, Louisiana
- 2271. Kenner, City of, Louisiana
- 2272. Lafayette, City of, Louisiana
- 2273. Lafayette, Parish of, Louisiana
- 2274. Lafourche, Parish of, Louisiana
- 2275. Lake Charles, City of, Louisiana
- 2276. LaSalle, Parish of, Louisiana
- 2277. Lincoln, Parish of, Louisiana
- 2278. Livingston, Parish of, Louisiana
- 2279. Madison, Parish of, Louisiana
- 2280. Mandeville, City of, Louisiana
- 2281. Minden, City of, Louisiana
- 2282. Monroe, City of, Louisiana
- 2283. Morehouse, Parish of, Louisiana
- 2284. Morgan City, City of, Louisiana
- 2285. Natchitoches, City of, Louisiana
- 2286. Natchitoches, Parish of, Louisiana
- 2287. New Iberia, City of, Louisiana
- 2288. New Orleans, City of, Louisiana
- 2289. Orleans, Parish of, Louisiana
- 2290. Opelousas, City of, Louisiana
- 2291. Ouachita, Parish of, Louisiana
- 2292. Pineville, City of, Louisiana
- 2293. Plaquemines, Parish of, Louisiana
- 2294. Pointe Coupee, Parish of, Louisiana
- 2295. Rapides, Parish of, Louisiana
- 2296. Richland, Parish of, Louisiana
- 2297. Ruston, City of, Louisiana
- 2298. Sabine, Parish of, Louisiana
- 2299. Shreveport, City of, Louisiana
- 2300. Slidell, City of, Louisiana
- 2301. St. Bernard, Parish of, Louisiana
- 2302. St. Charles, Parish of, Louisiana
- 2303. St. Helena, Parish of, Louisiana
- 2304. St. James, Parish of, Louisiana
- 2305. St. John the Baptist, Parish of,  
Louisiana
- 2306. St. Landry, Parish of, Louisiana
- 2307. St. Martin, Parish of, Louisiana
- 2308. St. Mary, Parish of, Louisiana
- 2309. St. Tammany, Parish of, Louisiana
- 2310. Sulphur, City of, Louisiana
- 2311. Tangipahoa, Parish of, Louisiana
- 2312. Terrebonne, Parish of/ Houma, City  
of, Louisiana
- 2313. Thibodaux, City of, Louisiana
- 2314. Union, Parish of, Louisiana
- 2315. Vermilion, Parish of, Louisiana
- 2316. Vernon, Parish of, Louisiana
- 2317. Washington, Parish of, Louisiana

- 2318. Webster, Parish of, Louisiana
- 2319. West Baton Rouge, Parish of, Louisiana
- 2320. West Carroll, Parish of, Louisiana
- 2321. West Feliciana, Parish of, Louisiana
- 2322. West Monroe, City of, Louisiana
- 2323. Winn, Parish of, Louisiana
- 2324. Youngsville, City of, Louisiana
- 2325. Zachary, City of, Louisiana
- 2326. Androscoggin, County of, Maine
- 2327. Aroostook, County of, Maine
- 2328. Auburn, City of, Maine
- 2329. Augusta, City of, Maine
- 2330. Bangor, City of, Maine
- 2331. Biddeford, City of, Maine
- 2332. Brunswick, Town of, Maine
- 2333. Cumberland, County of, Maine
- 2334. Falmouth, Town of, Maine
- 2335. Franklin, County of, Maine
- 2336. Gorham, Town of, Maine
- 2337. Hancock, County of, Maine
- 2338. Kennebec, County of, Maine
- 2339. Kennebunk, Town of, Maine
- 2340. Knox, County of, Maine
- 2341. Lewiston, City of, Maine
- 2342. Lincoln, County of, Maine
- 2343. Orono, Town of, Maine
- 2344. Oxford, County of, Maine
- 2345. Penobscot, County of, Maine
- 2346. Piscataquis, County of, Maine
- 2347. Portland, City of, Maine
- 2348. Saco, City of, Maine
- 2349. Sagadahoc, County of, Maine
- 2350. Sanford, City of, Maine
- 2351. Scarborough, Town of, Maine
- 2352. Somerset, County of, Maine
- 2353. South Portland, City of, Maine
- 2354. Standish, Town of, Maine
- 2355. Waldo, County of, Maine
- 2356. Washington, County of, Maine
- 2357. Waterville, City of, Maine
- 2358. Wells, Town of, Maine
- 2359. Westbrook, City of, Maine
- 2360. Windham, Town of, Maine
- 2361. York, County of, Maine
- 2362. York, Town of, Maine
- 2363. Aberdeen, City of, Maryland
- 2364. Allegany, County of, Maryland
- 2365. Annapolis, City of, Maryland
- 2366. Anne Arundel, County of, Maryland
- 2367. Baltimore, City of, Maryland
- 2368. Baltimore, County of, Maryland
- 2369. Bel Air, Town of, Maryland
- 2370. Bowie, City of, Maryland
- 2371. Calvert, County of, Maryland
- 2372. Cambridge, City of, Maryland
- 2373. Caroline, County of, Maryland
- 2374. Carroll, County of, Maryland
- 2375. Cecil, County of, Maryland
- 2376. Charles, County of, Maryland
- 2377. College Park, City of, Maryland
- 2378. Cumberland, City of, Maryland
- 2379. Dorchester, County of, Maryland
- 2380. Easton, Town of, Maryland
- 2381. Elkton, Town of, Maryland
- 2382. Frederick, City of, Maryland
- 2383. Frederick, County of, Maryland
- 2384. Gaithersburg, City of, Maryland
- 2385. Garrett, County of, Maryland
- 2386. Greenbelt, City of, Maryland
- 2387. Hagerstown, City of, Maryland
- 2388. Harford, County of, Maryland
- 2389. Havre de Grace, City of, Maryland
- 2390. Howard, County of, Maryland
- 2391. Hyattsville, City of, Maryland
- 2392. Kent, County of, Maryland
- 2393. Laurel, City of, Maryland
- 2394. Montgomery, County of, Maryland
- 2395. New Carrollton, City of, Maryland
- 2396. Prince George's, County of, Maryland
- 2397. Queen Anne's, County of, Maryland
- 2398. Rockville, City of, Maryland
- 2399. Salisbury, City of, Maryland
- 2400. Somerset, County of, Maryland
- 2401. St. Mary's, County of, Maryland
- 2402. Takoma Park, City of, Maryland
- 2403. Talbot, County of, Maryland
- 2404. Washington, County of, Maryland
- 2405. Westminster, City of, Maryland
- 2406. Wicomico, County of, Maryland
- 2407. Worcester, County of, Maryland

- |   |   |
|---|---|
| 2408. Abington, Town of, Massachusetts                | 2447. Dedham, Town of, Massachusetts                  |
| 2409. Acton, Town of, Massachusetts                   | 2448. Dennis, Town of, Massachusetts                  |
| 2410. Acushnet, Town of, Massachusetts                | 2449. Dracut, Town of, Massachusetts                  |
| 2411. Agawam, Town of/ City of,<br>Massachusetts      | 2450. Dudley, Town of, Massachusetts                  |
| 2412. Amesbury, Town of/ City of,<br>Massachusetts    | 2451. Dukes, County of, Massachusetts                 |
| 2413. Amherst, Town of, Massachusetts                 | 2452. Duxbury, Town of, Massachusetts                 |
| 2414. Andover, Town of, Massachusetts                 | 2453. East Bridgewater, Town of,<br>Massachusetts     |
| 2415. Arlington, Town of, Massachusetts               | 2454. East Longmeadow, Town of,<br>Massachusetts      |
| 2416. Ashland, Town of, Massachusetts                 | 2455. Easthampton, Town of, City of,<br>Massachusetts |
| 2417. Athol, Town of, Massachusetts                   | 2456. Easton, Town of, Massachusetts                  |
| 2418. Attleboro, City of, Massachusetts               | 2457. Everett, City of, Massachusetts                 |
| 2419. Auburn, Town of, Massachusetts                  | 2458. Fairhaven, Town of, Massachusetts               |
| 2420. Barnstable, County of,<br>Massachusetts         | 2459. Fall River, City of, Massachusetts              |
| 2421. Barnstable, Town of/ City of,<br>Massachusetts  | 2460. Falmouth, Town of, Massachusetts                |
| 2422. Bedford, Town of, Massachusetts                 | 2461. Fitchburg, City of, Massachusetts               |
| 2423. Belchertown, Town of,<br>Massachusetts          | 2462. Foxborough, Town of,<br>Massachusetts           |
| 2424. Bellingham, Town of, Massachusetts              | 2463. Framingham, City of, Massachusetts              |
| 2425. Belmont, Town of, Massachusetts                 | 2464. Franklin, Town of, City of,<br>Massachusetts    |
| 2426. Beverly, City of, Massachusetts                 | 2465. Gardner, City of, Massachusetts                 |
| 2427. Billerica, Town of, Massachusetts               | 2466. Gloucester, City of, Massachusetts              |
| 2428. Boston, City of, Massachusetts                  | 2467. Grafton, Town of, Massachusetts                 |
| 2429. Bourne, Town of, Massachusetts                  | 2468. Greenfield, Town of, City of,<br>Massachusetts  |
| 2430. Braintree, Town of/ City of,<br>Massachusetts   | 2469. Groton, Town of, Massachusetts                  |
| 2431. Bridgewater, Town of/ City of,<br>Massachusetts | 2470. Hanover, Town of, Massachusetts                 |
| 2432. Bristol, County of, Massachusetts               | 2471. Hanson, Town of, Massachusetts                  |
| 2433. Brockton, City of, Massachusetts                | 2472. Harwich, Town of, Massachusetts                 |
| 2434. Brookline, Town of, Massachusetts               | 2473. Haverhill, City of, Massachusetts               |
| 2435. Burlington, Town of, Massachusetts              | 2474. Hingham, Town of, Massachusetts                 |
| 2436. Cambridge, City of, Massachusetts               | 2475. Holbrook, Town of, Massachusetts                |
| 2437. Canton, Town of, Massachusetts                  | 2476. Holden, Town of, Massachusetts                  |
| 2438. Carver, Town of, Massachusetts                  | 2477. Holliston, Town of, Massachusetts               |
| 2439. Charlton, Town of, Massachusetts                | 2478. Holyoke, City of, Massachusetts                 |
| 2440. Chelmsford, Town of, Massachusetts              | 2479. Hopkinton, Town of, Massachusetts               |
| 2441. Chelsea, City of, Massachusetts                 | 2480. Hudson, Town of, Massachusetts                  |
| 2442. Chicopee, City of, Massachusetts                | 2481. Hull, Town of, Massachusetts                    |
| 2443. Clinton, Town of, Massachusetts                 | 2482. Ipswich, Town of, Massachusetts                 |
| 2444. Concord, Town of, Massachusetts                 | 2483. Kingston, Town of, Massachusetts                |
| 2445. Danvers, Town of, Massachusetts                 | 2484. Lakeville, Town of, Massachusetts               |
| 2446. Dartmouth, Town of, Massachusetts               | 2485. Lawrence, City of, Massachusetts                |
|   | 2486. Leicester, Town of, Massachusetts               |

2487. Leominster, City of, Massachusetts
2488. Lexington, Town of, Massachusetts
2489. Littleton, Town of, Massachusetts
2490. Longmeadow, Town of, Massachusetts
2491. Lowell, City of, Massachusetts
2492. Ludlow, Town of, Massachusetts
2493. Lunenburg, Town of, Massachusetts
2494. Lynn, City of, Massachusetts
2495. Lynnfield, Town of, Massachusetts
2496. Malden, City of, Massachusetts
2497. Mansfield, Town of, Massachusetts
2498. Marblehead, Town of, Massachusetts
2499. Marlborough, City of, Massachusetts
2500. Marshfield, Town of, Massachusetts
2501. Mashpee, Town of, Massachusetts
2502. Maynard, Town of, Massachusetts
2503. Medfield, Town of, Massachusetts
2504. Medford, City of, Massachusetts
2505. Medway, Town of, Massachusetts
2506. Melrose, City of, Massachusetts
2507. Methuen, Town of, City of, Massachusetts
2508. Middleborough, Town of, Massachusetts
2509. Middleton, Town of, Massachusetts
2510. Milford, Town of, Massachusetts
2511. Millbury, Town of, Massachusetts
2512. Milton, Town of, Massachusetts
2513. Nantucket, Town of/ County of, Massachusetts
2514. Natick, Town of, Massachusetts
2515. Needham, Town of, Massachusetts
2516. New Bedford, City of, Massachusetts
2517. Newburyport, City of, Massachusetts
2518. Newton, City of, Massachusetts
2519. Norfolk, County of, Massachusetts
2520. Norfolk, Town of, Massachusetts
2521. North Adams, City of, Massachusetts
2522. North Andover, Town of, Massachusetts
2523. North Attleborough, Town of, Massachusetts
2524. North Reading, Town of, Massachusetts
2525. Northampton, City of, Massachusetts
2526. Northborough, Town of, Massachusetts
2527. Northbridge, Town of, Massachusetts
2528. Norton, Town of, Massachusetts
2529. Norwell, Town of, Massachusetts
2530. Norwood, Town of, Massachusetts
2531. Oxford, Town of, Massachusetts
2532. Palmer, Town of/ City of, Massachusetts
2533. Peabody, City of, Massachusetts
2534. Pembroke, Town of, Massachusetts
2535. Pepperell, Town of, Massachusetts
2536. Pittsfield, City of, Massachusetts
2537. Plymouth, County of, Massachusetts
2538. Plymouth, Town of, Massachusetts
2539. Quincy, City of, Massachusetts
2540. Randolph, Town of/ City of, Massachusetts
2541. Raynham, Town of, Massachusetts
2542. Reading, Town of, Massachusetts
2543. Rehoboth, Town of, Massachusetts
2544. Revere, City of, Massachusetts
2545. Rockland, Town of, Massachusetts
2546. Salem, City of, Massachusetts
2547. Sandwich, Town of, Massachusetts
2548. Saugus, Town of, Massachusetts
2549. Scituate, Town of, Massachusetts
2550. Seekonk, Town of, Massachusetts
2551. Sharon, Town of, Massachusetts
2552. Shrewsbury, Town of, Massachusetts
2553. Somerset, Town of, Massachusetts
2554. Somerville, City of, Massachusetts
2555. South Hadley, Town of, Massachusetts
2556. Southborough, Town of, Massachusetts
2557. Southbridge, Town of/ City of, Massachusetts
2558. Spencer, Town of, Massachusetts
2559. Springfield, City of, Massachusetts
2560. Stoneham, Town of, Massachusetts
2561. Stoughton, Town of, Massachusetts
2562. Sudbury, Town of, Massachusetts
2563. Swampscott, Town of, Massachusetts

- |   |   |
|---|---|
| 2564. Swansea, Town of, Massachusetts                   | 2601. Allendale, Charter Township of, Michigan  |
| 2565. Taunton, City of, Massachusetts                   | 2602. Alpena, County of, Michigan               |
| 2566. Tewksbury, Town of, Massachusetts                 | 2603. Alpine, Township of, Michigan             |
| 2567. Tyngsborough, Town of, Massachusetts              | 2604. Ann Arbor, City of, Michigan              |
| 2568. Uxbridge, Town of, Massachusetts                  | 2605. Antrim, County of, Michigan               |
| 2569. Wakefield, Town of, Massachusetts                 | 2606. Antwerp, Township of, Michigan            |
| 2570. Walpole, Town of, Massachusetts                   | 2607. Arenac, County of, Michigan               |
| 2571. Waltham, City of, Massachusetts                   | 2608. Auburn Hills, City of, Michigan           |
| 2572. Wareham, Town of, Massachusetts                   | 2609. Bangor, Charter Township of, Michigan     |
| 2573. Watertown, Town of/ City of, Massachusetts        | 2610. Barry, County of, Michigan                |
| 2574. Wayland, Town of, Massachusetts                   | 2611. Bath, Charter Township of, Michigan       |
| 2575. Webster, Town of, Massachusetts                   | 2612. Battle Creek, City of, Michigan           |
| 2576. Wellesley, Town of, Massachusetts                 | 2613. Bay City, City of, Michigan               |
| 2577. West Springfield, Town of/ City of, Massachusetts | 2614. Bay, County of, Michigan                  |
| 2578. Westborough, Town of, Massachusetts               | 2615. Bedford, Township of, Michigan            |
| 2579. Westfield, City of, Massachusetts                 | 2616. Benton, Charter Township of, Michigan     |
| 2580. Westford, Town of, Massachusetts                  | 2617. Benzie, County of, Michigan               |
| 2581. Weston, Town of, Massachusetts                    | 2618. Berkley, City of, Michigan                |
| 2582. Westport, Town of, Massachusetts                  | 2619. Berrien, County of, Michigan              |
| 2583. Westwood, Town of, Massachusetts                  | 2620. Beverly Hills, Village of, Michigan       |
| 2584. Weymouth, Town of/ City of, Massachusetts         | 2621. Big Rapids, City of, Michigan             |
| 2585. Whitman, Town of, Massachusetts                   | 2622. Birmingham, City of, Michigan             |
| 2586. Wilbraham, Town of, Massachusetts                 | 2623. Blackman, Charter Township of, Michigan   |
| 2587. Wilmington, Town of, Massachusetts                | 2624. Bloomfield, Charter Township of, Michigan |
| 2588. Winchendon, Town of, Massachusetts                | 2625. Branch, County of, Michigan               |
| 2589. Winchester, Town of, Massachusetts                | 2626. Brandon, Charter Township of, Michigan    |
| 2590. Winthrop, Town of/ City of, Massachusetts         | 2627. Brighton, Township of, Michigan           |
| 2591. Woburn, City of, Massachusetts                    | 2628. Brownstown, Charter Township of, Michigan |
| 2592. Worcester, City of, Massachusetts                 | 2629. Burton, City of, Michigan                 |
| 2593. Wrentham, Town of, Massachusetts                  | 2630. Byron, Township of, Michigan              |
| 2594. Yarmouth, Town of, Massachusetts                  | 2631. Cadillac, City of, Michigan               |
| 2595. Ada, Township of, Michigan                        | 2632. Caledonia, Township of, Michigan          |
| 2596. Adrian, City of, Michigan                         | 2633. Calhoun, County of, Michigan              |
| 2597. Alcona, County of, Michigan                       | 2634. Cannon, Township of, Michigan             |
| 2598. Algoma, Township of, Michigan                     | 2635. Canton, Charter Township of, Michigan     |
| 2599. Allegan, County of, Michigan                      | 2636. Cascade, Charter Township of, Michigan    |
| 2600. Allen Park, City of, Michigan                     |   |

- |   |   |
|---|---|
| 2637. Cass, County of, Michigan               | 2673. Ferndale, City of, Michigan                 |
| 2638. Charlevoix, County of, Michigan         | 2674. Flat Rock, City of, Michigan                |
| 2639. Cheboygan, County of, Michigan          | 2675. Flint, Charter Township of, Michigan        |
| 2640. Chesterfield, Township of, Michigan     | 2676. Flint, City of, Michigan                    |
| 2641. Chippewa, County of, Michigan           | 2677. Flushing, Charter Township of, Michigan     |
| 2642. Clare, County of, Michigan              | 2678. Fort Gratiot, Charter Township of, Michigan |
| 2643. Clawson, City of, Michigan              | 2679. Fraser, City of, Michigan                   |
| 2644. Clinton, Charter Township of, Michigan  | 2680. Frenchtown, Township of, Michigan           |
| 2645. Clinton, County of, Michigan            | 2681. Fruitport, Charter Township of, Michigan    |
| 2646. Coldwater, City of, Michigan            | 2682. Gaines, Charter Township of, Michigan       |
| 2647. Commerce, Charter Township of, Michigan | 2683. Garden City, City of, Michigan              |
| 2648. Comstock, Charter Township of, Michigan | 2684. Garfield, Charter Township of, Michigan     |
| 2649. Cooper, Charter Township of, Michigan   | 2685. Genesee, Charter Township of, Michigan      |
| 2650. Crawford, County of, Michigan           | 2686. Genesee, County of, Michigan                |
| 2651. Davison, Township of, Michigan          | 2687. Genoa, Township of, Michigan                |
| 2652. Dearborn, City of, Michigan             | 2688. Georgetown, Charter Township of, Michigan   |
| 2653. Dearborn Heights, City of, Michigan     | 2689. Gladwin, County of, Michigan                |
| 2654. Delhi, Charter Township of, Michigan    | 2690. Gogebic, County of, Michigan                |
| 2655. Delta, Charter Township of, Michigan    | 2691. Grand Blanc, Charter Township of, Michigan  |
| 2656. Delta, County of, Michigan              | 2692. Grand Haven, Charter Township of, Michigan  |
| 2657. Detroit, City of, Michigan              | 2693. Grand Haven, City of, Michigan              |
| 2658. DeWitt, Charter Township of, Michigan   | 2694. Grand Rapids, Charter Township of, Michigan |
| 2659. Dickinson, County of, Michigan          | 2695. Grand Rapids, City of, Michigan             |
| 2660. East Bay, Township of, Michigan         | 2696. Grand Traverse, County of, Michigan         |
| 2661. East Grand Rapids, City of, Michigan    | 2697. Grandville, City of, Michigan               |
| 2662. East Lansing, City of, Michigan         | 2698. Gratiot, County of, Michigan                |
| 2663. Eastpointe, City of, Michigan           | 2699. Green Oak, Township of, Michigan            |
| 2664. Eaton, County of, Michigan              | 2700. Grosse Ile, Township of, Michigan           |
| 2665. Egelston, Township of, Michigan         | 2701. Grosse Pointe Park, City of, Michigan       |
| 2666. Emmet, County of, Michigan              | 2702. Grosse Pointe Woods, City of, Michigan      |
| 2667. Emmett, Charter Township of, Michigan   | 2703. Hamburg, Township of, Michigan              |
| 2668. Escanaba, City of, Michigan             | 2704. Hamtramck, City of, Michigan                |
| 2669. Farmington, City of, Michigan           |   |
| 2670. Farmington Hills, City of, Michigan     |   |
| 2671. Fenton, Charter Township of, Michigan   |   |
| 2672. Fenton, City of, Michigan               |   |



- |   |   |
|---|---|
| 2705. Harper Woods, City of, Michigan             | 2744. Livonia, City of, Michigan              |
| 2706. Harrison, Charter Township of, Michigan     | 2745. Lyon, Charter Township of, Michigan     |
| 2707. Hartland, Township of, Michigan             | 2746. Mackinac, County of, Michigan           |
| 2708. Hazel Park, City of, Michigan               | 2747. Macomb, County of, Michigan             |
| 2709. Highland, Charter Township of, Michigan     | 2748. Macomb, Township of, Michigan           |
| 2710. Highland Park, City of, Michigan            | 2749. Madison Heights, City of, Michigan      |
| 2711. Hillsdale, County of, Michigan              | 2750. Manistee, County of, Michigan           |
| 2712. Holland, Charter Township of, Michigan      | 2751. Marion, Township of, Michigan           |
| 2713. Holland, City of, Michigan                  | 2752. Marquette, City of, Michigan            |
| 2714. Holly, Township of, Michigan                | 2753. Marquette, County of, Michigan          |
| 2715. Houghton, County of, Michigan               | 2754. Mason, County of, Michigan              |
| 2716. Huron, Charter Township of, Michigan        | 2755. Mecosta, County of, Michigan            |
| 2717. Huron, County of, Michigan                  | 2756. Melvindale, City of, Michigan           |
| 2718. Independence, Charter Township of, Michigan | 2757. Menominee, County of, Michigan          |
| 2719. Ingham, County of, Michigan                 | 2758. Meridian, Charter Township of, Michigan |
| 2720. Inkster, City of, Michigan                  | 2759. Midland, City of, Michigan              |
| 2721. Ionia, City of, Michigan                    | 2760. Midland, County of, Michigan            |
| 2722. Ionia, County of, Michigan                  | 2761. Milford, Charter Township of, Michigan  |
| 2723. Iosco, County of, Michigan                  | 2762. Missaukee, County of, Michigan          |
| 2724. Iron, County of, Michigan                   | 2763. Monitor, Charter Township of, Michigan  |
| 2725. Isabella, County of, Michigan               | 2764. Monroe, Charter Township of, Michigan   |
| 2726. Jackson, City of, Michigan                  | 2765. Monroe, City of, Michigan               |
| 2727. Jackson, County of, Michigan                | 2766. Monroe, County of, Michigan             |
| 2728. Kalamazoo, Charter Township of, Michigan    | 2767. Montcalm, County of, Michigan           |
| 2729. Kalamazoo, City of, Michigan                | 2768. Mount Clemens, City of, Michigan        |
| 2730. Kalamazoo, County of, Michigan              | 2769. Mount Morris, Township of, Michigan     |
| 2731. Kalkaska, County of, Michigan               | 2770. Mount Pleasant, City of, Michigan       |
| 2732. Kent, County of, Michigan                   | 2771. Mundy, Township of, Michigan            |
| 2733. Kentwood, City of, Michigan                 | 2772. Muskegon, Charter Township of, Michigan |
| 2734. Lake, County of, Michigan                   | 2773. Muskegon, City of, Michigan             |
| 2735. Lansing, City of, Michigan                  | 2774. Muskegon, County of, Michigan           |
| 2736. Lapeer, County of, Michigan                 | 2775. Muskegon Heights, City of, Michigan     |
| 2737. Leelanau, County of, Michigan               | 2776. New Baltimore, City of, Michigan        |
| 2738. Lenawee, County of, Michigan                | 2777. Newaygo, County of, Michigan            |
| 2739. Lenox, Township of, Michigan                | 2778. Niles, City of, Michigan                |
| 2740. Leoni, Township of, Michigan                | 2779. Niles, Township of, Michigan            |
| 2741. Lincoln, Charter Township of, Michigan      | 2780. Northville, Township of, Michigan       |
| 2742. Lincoln Park, City of, Michigan             | 2781. Norton Shores, City of, Michigan        |
| 2743. Livingston, County of, Michigan             |   |

- 2782. Novi, City of, Michigan
- 2783. Oak Park, City of, Michigan
- 2784. Oakland, Charter Township of, Michigan
- 2785. Oakland, County of, Michigan
- 2786. Oceana, County of, Michigan
- 2787. Oceola, Township of, Michigan
- 2788. Ogemaw, County of, Michigan
- 2789. Orion, Charter Township of, Michigan
- 2790. Osceola, County of, Michigan
- 2791. Oshtemo, Charter Township of, Michigan
- 2792. Otsego, County of, Michigan
- 2793. Ottawa, County of, Michigan
- 2794. Owosso, City of, Michigan
- 2795. Oxford, Charter Township of, Michigan
- 2796. Park, Township of, Michigan
- 2797. Pittsfield, Charter Township of, Michigan
- 2798. Plainfield, Charter Township of, Michigan
- 2799. Plymouth, Charter Township of, Michigan
- 2800. Pontiac, City of, Michigan
- 2801. Port Huron, Charter Township of, Michigan
- 2802. Port Huron, City of, Michigan
- 2803. Portage, City of, Michigan
- 2804. Presque Isle, County of, Michigan
- 2805. Redford, Charter Township of, Michigan
- 2806. Riverview, City of, Michigan
- 2807. Rochester, City of, Michigan
- 2808. Rochester Hills, City of, Michigan
- 2809. Romulus, City of, Michigan
- 2810. Roscommon, County of, Michigan
- 2811. Roseville, City of, Michigan
- 2812. Royal Oak, City of, Michigan
- 2813. Saginaw, Charter Township of, Michigan
- 2814. Saginaw, City of, Michigan
- 2815. Saginaw, County of, Michigan
- 2816. Sanilac, County of, Michigan
- 2817. Sault Ste. Marie, City of, Michigan
- 2818. Scio, Township of, Michigan
- 2819. Shelby, Charter Township of, Michigan
- 2820. Shiawassee, County of, Michigan
- 2821. South Lyon, City of, Michigan
- 2822. Southfield, City of, Michigan
- 2823. Southfield, Township of, Michigan
- 2824. Southgate, City of, Michigan
- 2825. Spring Lake, Township of, Michigan
- 2826. Springfield, Charter Township of, Michigan
- 2827. St. Clair, County of, Michigan
- 2828. St. Clair Shores, City of, Michigan
- 2829. St. Joseph, County of, Michigan
- 2830. Sterling Heights, City of, Michigan
- 2831. Sturgis, City of, Michigan
- 2832. Summit, Township of, Michigan
- 2833. Superior, Charter Township of, Michigan
- 2834. Taylor, City of, Michigan
- 2835. Texas, Charter Township of, Michigan
- 2836. Thomas, Township of, Michigan
- 2837. Traverse City, City of, Michigan
- 2838. Trenton, City of, Michigan
- 2839. Troy, City of, Michigan
- 2840. Tuscola, County of, Michigan
- 2841. Tyrone, Township of, Michigan
- 2842. Union, Charter Township of, Michigan
- 2843. Van Buren, Charter Township of, Michigan
- 2844. Van Buren, County of, Michigan
- 2845. Vienna, Charter Township of, Michigan
- 2846. Walker, City of, Michigan
- 2847. Warren, City of, Michigan
- 2848. Washington, Township of, Michigan
- 2849. Washtenaw, County of, Michigan
- 2850. Waterford, Charter Township of, Michigan
- 2851. Wayne, City of, Michigan
- 2852. Wayne, County of, Michigan
- 2853. West Bloomfield, Charter Township of, Michigan
- 2854. Westland, City of, Michigan

2855. Wexford, County of, Michigan
2856. White Lake, Charter Township of, Michigan
2857. Wixom, City of, Michigan
2858. Woodhaven, City of, Michigan
2859. Wyandotte, City of, Michigan
2860. Wyoming, City of, Michigan
2861. Ypsilanti, Charter Township of, Michigan
2862. Ypsilanti, City of, Michigan
2863. Zeeland, Charter Township of, Michigan
2864. Aitkin, County of, Minnesota
2865. Albert Lea, City of, Minnesota
2866. Alexandria, City of, Minnesota
2867. Andover, City of, Minnesota
2868. Anoka, City of, Minnesota
2869. Anoka, County of, Minnesota
2870. Apple Valley, City of, Minnesota
2871. Arden Hills, City of, Minnesota
2872. Austin, City of, Minnesota
2873. Becker, County of, Minnesota
2874. Beltrami, County of, Minnesota
2875. Bemidji, City of, Minnesota
2876. Benton, County of, Minnesota
2877. Big Lake, City of, Minnesota
2878. Blaine, City of, Minnesota
2879. Bloomington, City of, Minnesota
2880. Blue Earth, County of, Minnesota
2881. Brainerd, City of, Minnesota
2882. Brooklyn Center, City of, Minnesota
2883. Brooklyn Park, City of, Minnesota
2884. Brown, County of, Minnesota
2885. Buffalo, City of, Minnesota
2886. Burnsville, City of, Minnesota
2887. Carlton, County of, Minnesota
2888. Carver, County of, Minnesota
2889. Cass, County of, Minnesota
2890. Champlin, City of, Minnesota
2891. Chanhassen, City of, Minnesota
2892. Chaska, City of, Minnesota
2893. Chippewa, County of, Minnesota
2894. Chisago, County of, Minnesota
2895. Clay, County of, Minnesota
2896. Cloquet, City of, Minnesota
2897. Columbia Heights, City of, Minnesota
2898. Coon Rapids, City of, Minnesota
2899. Cottage Grove, City of, Minnesota
2900. Cottonwood, County of, Minnesota
2901. Crow Wing, County of, Minnesota
2902. Crystal, City of, Minnesota
2903. Dakota, County of, Minnesota
2904. Dodge, County of, Minnesota
2905. Douglas, County of, Minnesota
2906. Duluth, City of, Minnesota
2907. Eagan, City of, Minnesota
2908. East Bethel, City of, Minnesota
2909. Eden Prairie, City of, Minnesota
2910. Edina, City of, Minnesota
2911. Elk River, City of, Minnesota
2912. Fairmont, City of, Minnesota
2913. Faribault, City of, Minnesota
2914. Faribault, County of, Minnesota
2915. Farmington, City of, Minnesota
2916. Fergus Falls, City of, Minnesota
2917. Fillmore, County of, Minnesota
2918. Forest Lake, City of, Minnesota
2919. Freeborn, County of, Minnesota
2920. Fridley, City of, Minnesota
2921. Golden Valley, City of, Minnesota
2922. Goodhue, County of, Minnesota
2923. Grand Rapids, City of, Minnesota
2924. Ham Lake, City of, Minnesota
2925. Hastings, City of, Minnesota
2926. Hennepin, County of, Minnesota
2927. Hibbing, City of, Minnesota
2928. Hopkins, City of, Minnesota
2929. Houston, County of, Minnesota
2930. Hubbard, County of, Minnesota
2931. Hugo, City of, Minnesota
2932. Hutchinson, City of, Minnesota
2933. Inver Grove Heights, City of, Minnesota
2934. Isanti, County of, Minnesota
2935. Itasca, County of, Minnesota
2936. Kanabec, County of, Minnesota
2937. Kandiyohi, County of, Minnesota
2938. Koochiching, County of, Minnesota
2939. Lake, County of, Minnesota
2940. Lakeville, City of, Minnesota

- |   |   |
|---|---|
| 2941. Le Sueur, County of, Minnesota      | 2987. Richfield, City of, Minnesota       |
| 2942. Lino Lakes, City of, Minnesota      | 2988. Robbinsdale, City of, Minnesota     |
| 2943. Little Canada, City of, Minnesota   | 2989. Rochester, City of, Minnesota       |
| 2944. Lyon, County of, Minnesota          | 2990. Rogers, City of, Minnesota          |
| 2945. Mankato, City of, Minnesota         | 2991. Roseau, County of, Minnesota        |
| 2946. Maple Grove, City of, Minnesota     | 2992. Rosemount, City of, Minnesota       |
| 2947. Maplewood, City of, Minnesota       | 2993. Roseville, City of, Minnesota       |
| 2948. Marshall, City of, Minnesota        | 2994. Sartell, City of, Minnesota         |
| 2949. Martin, County of, Minnesota        | 2995. Sauk Rapids, City of, Minnesota     |
| 2950. McLeod, County of, Minnesota        | 2996. Savage, City of, Minnesota          |
| 2951. Meeker, County of, Minnesota        | 2997. Scott, County of, Minnesota         |
| 2952. Mendota Heights, City of, Minnesota | 2998. Shakopee, City of, Minnesota        |
| 2953. Mille Lacs, County of, Minnesota    | 2999. Sherburne, County of, Minnesota     |
| 2954. Minneapolis, City of, Minnesota     | 3000. Shoreview, City of, Minnesota       |
| 2955. Minnetonka, City of, Minnesota      | 3001. Sibley, County of, Minnesota        |
| 2956. Monticello, City of, Minnesota      | 3002. South St. Paul, City of, Minnesota  |
| 2957. Moorhead, City of, Minnesota        | 3003. St. Cloud, City of, Minnesota       |
| 2958. Morrison, County of, Minnesota      | 3004. St. Louis, County of, Minnesota     |
| 2959. Mounds View, City of, Minnesota     | 3005. St. Louis Park, City of, Minnesota  |
| 2960. Mower, County of, Minnesota         | 3006. St. Michael, City of, Minnesota     |
| 2961. New Brighton, City of, Minnesota    | 3007. St. Paul, City of, Minnesota        |
| 2962. New Hope, City of, Minnesota        | 3008. St. Peter, City of, Minnesota       |
| 2963. New Ulm, City of, Minnesota         | 3009. Stearns, County of, Minnesota       |
| 2964. Nicollet, County of, Minnesota      | 3010. Steele, County of, Minnesota        |
| 2965. Nobles, County of, Minnesota        | 3011. Stillwater, City of, Minnesota      |
| 2966. North Branch, City of, Minnesota    | 3012. Todd, County of, Minnesota          |
| 2967. North Mankato, City of, Minnesota   | 3013. Vadnais Heights, City of, Minnesota |
| 2968. North St. Paul, City of, Minnesota  | 3014. Victoria, City of, Minnesota        |
| 2969. Northfield, City of, Minnesota      | 3015. Wabasha, County of, Minnesota       |
| 2970. Oakdale, City of, Minnesota         | 3016. Waconia, City of, Minnesota         |
| 2971. Olmsted, County of, Minnesota       | 3017. Wadena, County of, Minnesota        |
| 2972. Otsego, City of, Minnesota          | 3018. Waseca, County of, Minnesota        |
| 2973. Otter Tail, County of, Minnesota    | 3019. Washington, County of, Minnesota    |
| 2974. Owatonna, City of, Minnesota        | 3020. Watonwan, County of, Minnesota      |
| 2975. Pennington, County of, Minnesota    | 3021. West St. Paul, City of, Minnesota   |
| 2976. Pine, County of, Minnesota          | 3022. White Bear Lake, City of, Minnesota |
| 2977. Plymouth, City of, Minnesota        | 3023. White Bear, Township of, Minnesota  |
| 2978. Polk, County of, Minnesota          | 3024. Willmar, City of, Minnesota         |
| 2979. Pope, County of, Minnesota          | 3025. Winona, City of, Minnesota          |
| 2980. Prior Lake, City of, Minnesota      | 3026. Winona, County of, Minnesota        |
| 2981. Ramsey, City of, Minnesota          | 3027. Woodbury, City of, Minnesota        |
| 2982. Ramsey, County of, Minnesota        | 3028. Worthington, City of, Minnesota     |
| 2983. Red Wing, City of, Minnesota        | 3029. Wright, County of, Minnesota        |
| 2984. Redwood, County of, Minnesota       | 3030. Adams, County of, Mississippi       |
| 2985. Renville, County of, Minnesota      | 3031. Alcorn, County of, Mississippi      |
| 2986. Rice, County of, Minnesota          | 3032. Amite, County of, Mississippi       |

- 3033. Attala, County of, Mississippi
- 3034. Bay St. Louis, City of, Mississippi
- 3035. Biloxi, City of, Mississippi
- 3036. Bolivar, County of, Mississippi
- 3037. Brandon, City of, Mississippi
- 3038. Brookhaven, City of, Mississippi
- 3039. Byram, City of, Mississippi
- 3040. Calhoun, County of, Mississippi
- 3041. Canton, City of, Mississippi
- 3042. Chickasaw, County of, Mississippi
- 3043. Clarke, County of, Mississippi
- 3044. Clarksdale, City of, Mississippi
- 3045. Clay, County of, Mississippi
- 3046. Cleveland, City of, Mississippi
- 3047. Clinton, City of, Mississippi
- 3048. Coahoma, County of, Mississippi
- 3049. Columbus, City of, Mississippi
- 3050. Copiah, County of, Mississippi
- 3051. Corinth, City of, Mississippi
- 3052. Covington, County of, Mississippi
- 3053. DeSoto, County of, Mississippi
- 3054. D'Iberville, City of, Mississippi
- 3055. Forrest, County of, Mississippi
- 3056. Gautier, City of, Mississippi
- 3057. George, County of, Mississippi
- 3058. Greene, County of, Mississippi
- 3059. Greenville, City of, Mississippi
- 3060. Greenwood, City of, Mississippi
- 3061. Grenada, City of, Mississippi
- 3062. Grenada, County of, Mississippi
- 3063. Gulfport, City of, Mississippi
- 3064. Hancock, County of, Mississippi
- 3065. Harrison, County of, Mississippi
- 3066. Hattiesburg, City of, Mississippi
- 3067. Hernando, City of, Mississippi
- 3068. Hinds, County of, Mississippi
- 3069. Holmes, County of, Mississippi
- 3070. Horn Lake, City of, Mississippi
- 3071. Itawamba, County of, Mississippi
- 3072. Jackson, City of, Mississippi
- 3073. Jackson, County of, Mississippi
- 3074. Jasper, County of, Mississippi
- 3075. Jefferson Davis, County of,  
Mississippi
- 3076. Jones, County of, Mississippi
- 3077. Lafayette, County of, Mississippi
- 3078. Lamar, County of, Mississippi
- 3079. Lauderdale, County of, Mississippi
- 3080. Laurel, City of, Mississippi
- 3081. Lawrence, County of, Mississippi
- 3082. Leake, County of, Mississippi
- 3083. Lee, County of, Mississippi
- 3084. Leflore, County of, Mississippi
- 3085. Lincoln, County of, Mississippi
- 3086. Long Beach, City of, Mississippi
- 3087. Lowndes, County of, Mississippi
- 3088. Madison, City of, Mississippi
- 3089. Madison, County of, Mississippi
- 3090. Marion, County of, Mississippi
- 3091. Marshall, County of, Mississippi
- 3092. McComb, City of, Mississippi
- 3093. Meridian, City of, Mississippi
- 3094. Monroe, County of, Mississippi
- 3095. Moss Point, City of, Mississippi
- 3096. Natchez, City of, Mississippi
- 3097. Neshoba, County of, Mississippi
- 3098. Newton, County of, Mississippi
- 3099. Noxubee, County of, Mississippi
- 3100. Ocean Springs, City of, Mississippi
- 3101. Oktibbeha, County of, Mississippi
- 3102. Olive Branch, City of, Mississippi
- 3103. Oxford, City of, Mississippi
- 3104. Panola, County of, Mississippi
- 3105. Pascagoula, City of, Mississippi
- 3106. Pearl, City of, Mississippi
- 3107. Pearl River, County of, Mississippi
- 3108. Perry, County of, Mississippi
- 3109. Petal, City of, Mississippi
- 3110. Picayune, City of, Mississippi
- 3111. Pike, County of, Mississippi
- 3112. Pontotoc, County of, Mississippi
- 3113. Prentiss, County of, Mississippi
- 3114. Rankin, County of, Mississippi
- 3115. Ridgeland, City of, Mississippi
- 3116. Scott, County of, Mississippi
- 3117. Simpson, County of, Mississippi
- 3118. Smith, County of, Mississippi
- 3119. Southaven, City of, Mississippi
- 3120. Starkville, City of, Mississippi
- 3121. Stone, County of, Mississippi
- 3122. Sunflower, County of, Mississippi
- 3123. Tallahatchie, County of, Mississippi

3124. Tate, County of, Mississippi
3125. Tippah, County of, Mississippi
3126. Tishomingo, County of, Mississippi
3127. Tupelo, City of, Mississippi
3128. Union, County of, Mississippi
3129. Vicksburg, City of, Mississippi
3130. Walthall, County of, Mississippi
3131. Warren, County of, Mississippi
3132. Washington, County of, Mississippi
3133. Wayne, County of, Mississippi
3134. West Point, City of, Mississippi
3135. Winston, County of, Mississippi
3136. Yalobusha, County of, Mississippi
3137. Yazoo City, City of, Mississippi
3138. Yazoo, County of, Mississippi
3139. Adair, County of, Missouri
3140. Andrew, County of, Missouri
3141. Arnold, City of, Missouri
3142. Audrain, County of, Missouri
3143. Ballwin, City of, Missouri
3144. Barry, County of, Missouri
3145. Barton, County of, Missouri
3146. Bates, County of, Missouri
3147. Bellefontaine Neighbors, City of, Missouri
3148. Belton, City of, Missouri
3149. Benton, County of, Missouri
3150. Blue Springs, City of, Missouri
3151. Bolivar, City of, Missouri
3152. Bollinger, County of, Missouri
3153. Boone, County of, Missouri
3154. Branson, City of, Missouri
3155. Bridgeton, City of, Missouri
3156. Buchanan, County of, Missouri
3157. Butler, County of, Missouri
3158. Callaway, County of, Missouri
3159. Camden, County of, Missouri
3160. Cape Girardeau, City of, Missouri
3161. Cape Girardeau, County of, Missouri
3162. Carthage, City of, Missouri
3163. Cass, County of, Missouri
3164. Cedar, County of, Missouri
3165. Chesterfield, City of, Missouri
3166. Christian, County of, Missouri
3167. Clay, County of, Missouri
3168. Clayton, City of, Missouri
3169. Clinton, County of, Missouri
3170. Cole, County of, Missouri
3171. Columbia, City of, Missouri
3172. Cooper, County of, Missouri
3173. Crawford, County of, Missouri
3174. Crestwood, City of, Missouri
3175. Creve Coeur, City of, Missouri
3176. Dallas, County of, Missouri
3177. Dardenne Prairie, City of, Missouri
3178. DeKalb, County of, Missouri
3179. Dent, County of, Missouri
3180. Douglas, County of, Missouri
3181. Dunklin, County of, Missouri
3182. Eureka, City of, Missouri
3183. Excelsior Springs, City of, Missouri
3184. Farmington, City of, Missouri
3185. Ferguson, City of, Missouri
3186. Festus, City of, Missouri
3187. Florissant, City of, Missouri
3188. Franklin, County of, Missouri
3189. Fulton, City of, Missouri
3190. Gasconade, County of, Missouri
3191. Gladstone, City of, Missouri
3192. Grain Valley, City of, Missouri
3193. Grandview, City of, Missouri
3194. Greene, County of, Missouri
3195. Hannibal, City of, Missouri
3196. Harrisonville, City of, Missouri
3197. Hazelwood, City of, Missouri
3198. Henry, County of, Missouri
3199. Howard, County of, Missouri
3200. Howell, County of, Missouri
3201. Independence, City of, Missouri
3202. Independence, Township of, Missouri
3203. Iron, County of, Missouri
3204. Jackson, City of, Missouri
3205. Jackson, County of, Missouri
3206. Jasper, County of, Missouri
3207. Jefferson City, City of, Missouri
3208. Jefferson, County of, Missouri
3209. Jennings, City of, Missouri
3210. Johnson, County of, Missouri
3211. Joplin, City of, Missouri
3212. Kansas City, City of, Missouri
3213. Kearney, City of, Missouri

- |       |                                     |       |                                     |
|-------|-------------------------------------|-------|-------------------------------------|
| 3214. | Kennett, City of, Missouri          | 3260. | Polk, Township of, Missouri         |
| 3215. | Kirksville, City of, Missouri       | 3261. | Poplar Bluff, City of, Missouri     |
| 3216. | Kirkwood, City of, Missouri         | 3262. | Pulaski, County of, Missouri        |
| 3217. | Laclede, County of, Missouri        | 3263. | Ralls, County of, Missouri          |
| 3218. | Lafayette, County of, Missouri      | 3264. | Randolph, County of, Missouri       |
| 3219. | Lake St. Louis, City of, Missouri   | 3265. | Ray, County of, Missouri            |
| 3220. | Lawrence, County of, Missouri       | 3266. | Raymore, City of, Missouri          |
| 3221. | Lebanon, City of, Missouri          | 3267. | Raytown, City of, Missouri          |
| 3222. | Lee's Summit, City of, Missouri     | 3268. | Republic, City of, Missouri         |
| 3223. | Liberty, City of, Missouri          | 3269. | Ripley, County of, Missouri         |
| 3224. | Liberty, Township of, Missouri      | 3270. | Rolla, City of, Missouri            |
| 3225. | Lincoln, County of, Missouri        | 3271. | Saline, County of, Missouri         |
| 3226. | Linn, County of, Missouri           | 3272. | Scott, County of, Missouri          |
| 3227. | Livingston, County of, Missouri     | 3273. | Sedalia, City of, Missouri          |
| 3228. | Macon, County of, Missouri          | 3274. | Sikeston, City of, Missouri         |
| 3229. | Madison, County of, Missouri        | 3275. | Smithville, City of, Missouri       |
| 3230. | Manchester, City of, Missouri       | 3276. | Springfield, City of, Missouri      |
| 3231. | Marion, County of, Missouri         | 3277. | St. Ann, City of, Missouri          |
| 3232. | Marshall, City of, Missouri         | 3278. | St. Charles, City of, Missouri      |
| 3233. | Maryland Heights, City of, Missouri | 3279. | St. Charles, County of, Missouri    |
| 3234. | Maryville, City of, Missouri        | 3280. | St. Francois, County of, Missouri   |
| 3235. | McDonald, County of, Missouri       | 3281. | St. Joseph, City of, Missouri       |
| 3236. | Mexico, City of, Missouri           | 3282. | St. Louis, City of, Missouri        |
| 3237. | Miller, County of, Missouri         | 3283. | St. Louis, County of, Missouri      |
| 3238. | Mississippi, County of, Missouri    | 3284. | St. Peters, City of, Missouri       |
| 3239. | Moberly, City of, Missouri          | 3285. | Ste. Genevieve, County of, Missouri |
| 3240. | Moniteau, County of, Missouri       | 3286. | Stoddard, County of, Missouri       |
| 3241. | Montgomery, County of, Missouri     | 3287. | Stone, County of, Missouri          |
| 3242. | Morgan, County of, Missouri         | 3288. | Taney, County of, Missouri          |
| 3243. | Neosho, City of, Missouri           | 3289. | Texas, County of, Missouri          |
| 3244. | New Madrid, County of, Missouri     | 3290. | Town and Country, City of, Missouri |
| 3245. | Newton, County of, Missouri         | 3291. | Troy, City of, Missouri             |
| 3246. | Nixa, City of, Missouri             | 3292. | Union, City of, Missouri            |
| 3247. | Nodaway, County of, Missouri        | 3293. | University City, City of, Missouri  |
| 3248. | O'Fallon, City of, Missouri         | 3294. | Vernon, County of, Missouri         |
| 3249. | Oregon, County of, Missouri         | 3295. | Warren, County of, Missouri         |
| 3250. | Osage, County of, Missouri          | 3296. | Warrensburg, City of, Missouri      |
| 3251. | Overland, City of, Missouri         | 3297. | Washington, City of, Missouri       |
| 3252. | Ozark, City of, Missouri            | 3298. | Washington, County of, Missouri     |
| 3253. | Pemiscot, County of, Missouri       | 3299. | Wayne, County of, Missouri          |
| 3254. | Perry, County of, Missouri          | 3300. | Webb City, City of, Missouri        |
| 3255. | Pettis, County of, Missouri         | 3301. | Webster, County of, Missouri        |
| 3256. | Phelps, County of, Missouri         | 3302. | Webster Groves, City of, Missouri   |
| 3257. | Pike, County of, Missouri           | 3303. | Wentzville, City of, Missouri       |
| 3258. | Platte, County of, Missouri         | 3304. | West Plains, City of, Missouri      |
| 3259. | Polk, County of, Missouri           | 3305. | Wildwood, City of, Missouri         |

- 3306. Wright, County of, Missouri
- 3307. Big Horn, County of, Montana
- 3308. Billings, City of, Montana
- 3309. Bozeman, City of, Montana
- 3310. Butte-Silver Bow, Montana
- 3311. Carbon, County of, Montana
- 3312. Cascade, County of, Montana
- 3313. Custer, County of, Montana
- 3314. Fergus, County of, Montana
- 3315. Flathead, County of, Montana
- 3316. Gallatin, County of, Montana
- 3317. Glacier, County of, Montana
- 3318. Great Falls, City of, Montana
- 3319. Helena, City of, Montana
- 3320. Hill, County of, Montana
- 3321. Jefferson, County of, Montana
- 3322. Kalispell, City of, Montana
- 3323. Lake, County of, Montana
- 3324. Lewis and Clark, County of, Montana
- 3325. Lincoln, County of, Montana
- 3326. Missoula, City of, Montana
- 3327. Missoula, County of, Montana
- 3328. Park, County of, Montana
- 3329. Ravalli, County of, Montana
- 3330. Richland, County of, Montana
- 3331. Roosevelt, County of, Montana
- 3332. Sanders, County of, Montana
- 3333. Yellowstone, County of, Montana
- 3334. Adams, County of, Nebraska
- 3335. Beatrice, City of, Nebraska
- 3336. Bellevue, City of, Nebraska
- 3337. Box Butte, County of, Nebraska
- 3338. Buffalo, County of, Nebraska
- 3339. Cass, County of, Nebraska
- 3340. Colfax, County of, Nebraska
- 3341. Columbus, City of, Nebraska
- 3342. Custer, County of, Nebraska
- 3343. Dakota, County of, Nebraska
- 3344. Dawson, County of, Nebraska
- 3345. Dodge, County of, Nebraska
- 3346. Douglas, County of, Nebraska
- 3347. Fremont, City of, Nebraska
- 3348. Gage, County of, Nebraska
- 3349. Grand Island, City of, Nebraska
- 3350. Hall, County of, Nebraska
- 3351. Hastings, City of, Nebraska
- 3352. Holt, County of, Nebraska
- 3353. Kearney, City of, Nebraska
- 3354. La Vista, City of, Nebraska
- 3355. Lancaster, County of, Nebraska
- 3356. Lexington, City of, Nebraska
- 3357. Lincoln, City of, Nebraska
- 3358. Lincoln, County of, Nebraska
- 3359. Madison, County of, Nebraska
- 3360. Norfolk, City of, Nebraska
- 3361. North Platte, City of, Nebraska
- 3362. Omaha, City of, Nebraska
- 3363. Otoe, County of, Nebraska
- 3364. Papillion, City of, Nebraska
- 3365. Platte, County of, Nebraska
- 3366. Red Willow, County of, Nebraska
- 3367. Saline, County of, Nebraska
- 3368. Sarpy, County of, Nebraska
- 3369. Saunders, County of, Nebraska
- 3370. Scotts Bluff, County of, Nebraska
- 3371. Scottsbluff, City of, Nebraska
- 3372. Seward, County of, Nebraska
- 3373. South Sioux City, City of, Nebraska
- 3374. Washington, County of, Nebraska
- 3375. York, County of, Nebraska
- 3376. Boulder City, City of, Nevada
- 3377. Carson, City of, Nevada
- 3378. Churchill, County of, Nevada
- 3379. Clark, County of, Nevada
- 3380. Douglas, County of, Nevada
- 3381. Elko, City of, Nevada
- 3382. Elko, County of, Nevada
- 3383. Fernley, City of, Nevada
- 3384. Henderson, City of, Nevada
- 3385. Humboldt, County of, Nevada
- 3386. Las Vegas, City of, Nevada
- 3387. Lyon, County of, Nevada
- 3388. Mesquite, City of, Nevada
- 3389. North Las Vegas, City of, Nevada
- 3390. Nye, County of, Nevada
- 3391. Reno, City of, Nevada
- 3392. Sparks, City of, Nevada
- 3393. Washoe, County of, Nevada
- 3394. Amherst, Town of, New Hampshire
- 3395. Bedford, Town of, New Hampshire
- 3396. Belknap, County of, New Hampshire



- |  |   |
|--|---|
| 3397. Berlin, City of, New Hampshire         | 3434. Aberdeen, Township of, New Jersey         |
| 3398. Carroll, County of, New Hampshire      | 3435. Asbury Park, City of, New Jersey          |
| 3399. Cheshire, County of, New Hampshire     | 3436. Atlantic City, City of, New Jersey        |
| 3400. Claremont, City of, New Hampshire      | 3437. Atlantic, County of, New Jersey           |
| 3401. Concord, City of, New Hampshire        | 3438. Barnegat, Township of, New Jersey         |
| 3402. Conway, Town of, New Hampshire         | 3439. Bayonne, City of, New Jersey              |
| 3403. Coos, County of, New Hampshire         | 3440. Beachwood, Borough of, New Jersey         |
| 3404. Derry, Town of, New Hampshire          | 3441. Belleville, Township of, New Jersey       |
| 3405. Dover, City of, New Hampshire          | 3442. Bellmawr, Borough of, New Jersey          |
| 3406. Durham, Town of, New Hampshire         | 3443. Bergen, County of, New Jersey             |
| 3407. Exeter, Town of, New Hampshire         | 3444. Bergenfield, Borough of, New Jersey       |
| 3408. Goffstown, Town of, New Hampshire      | 3445. Berkeley Heights, Township of, New Jersey |
| 3409. Grafton, County of, New Hampshire      | 3446. Berkeley, Township of, New Jersey         |
| 3410. Hampton, Town of, New Hampshire        | 3447. Bernards, Township of, New Jersey         |
| 3411. Hanover, Town of, New Hampshire        | 3448. Bloomfield, Township of, New Jersey       |
| 3412. Hillsborough, County of, New Hampshire | 3449. Bordentown, Township of, New Jersey       |
| 3413. Hooksett, Town of, New Hampshire       | 3450. Bound Brook, Borough of, New Jersey       |
| 3414. Hudson, Town of, New Hampshire         | 3451. Branchburg, Township of, New Jersey       |
| 3415. Keene, City of, New Hampshire          | 3452. Brick, Township of, New Jersey            |
| 3416. Laconia, City of, New Hampshire        | 3453. Bridgeton, City of, New Jersey            |
| 3417. Lebanon, City of, New Hampshire        | 3454. Bridgewater, Township of, New Jersey      |
| 3418. Londonderry, Town of, New Hampshire    | 3455. Burlington, County of, New Jersey         |
| 3419. Manchester, City of, New Hampshire     | 3456. Burlington, Township of, New Jersey       |
| 3420. Merrimack, County of, New Hampshire    | 3457. Camden, City of, New Jersey               |
| 3421. Merrimack, Town of, New Hampshire      | 3458. Camden, County of, New Jersey             |
| 3422. Milford, Town of, New Hampshire        | 3459. Cape May, County of, New Jersey           |
| 3423. Nashua, City of, New Hampshire         | 3460. Carteret, Borough of, New Jersey          |
| 3424. Pelham, Town of, New Hampshire         | 3461. Cedar Grove, Township of, New Jersey      |
| 3425. Portsmouth, City of, New Hampshire     | 3462. Chatham, Township of, New Jersey          |
| 3426. Raymond, Town of, New Hampshire        | 3463. Cherry Hill, Township of, New Jersey      |
| 3427. Rochester, City of, New Hampshire      | 3464. Cinnaminson, Township of, New Jersey      |
| 3428. Rockingham, County of, New Hampshire   | 3465. City of Orange, Township of, New Jersey   |
| 3429. Salem, Town of, New Hampshire          | 3466. Clark, Township of, New Jersey            |
| 3430. Somersworth, City of, New Hampshire    | 3467. Cliffside Park, Borough of, New Jersey    |
| 3431. Strafford, County of, New Hampshire    |   |
| 3432. Sullivan, County of, New Hampshire     |   |
| 3433. Windham, Town of, New Hampshire        |   |

- |   |   |
|---|---|
| 3468. Clifton, City of, New Jersey            | 3505. Glen Rock, Borough of, New Jersey         |
| 3469. Clinton, Township of, New Jersey        | 3506. Gloucester City, City of, New Jersey      |
| 3470. Collingswood, Borough of, New Jersey    | 3507. Gloucester, County of, New Jersey         |
| 3471. Cranford, Township of, New Jersey       | 3508. Gloucester, Township of, New Jersey       |
| 3472. Cumberland, County of, New Jersey       | 3509. Guttenberg, Town of, New Jersey           |
| 3473. Delran, Township of, New Jersey         | 3510. Hackensack, City of, New Jersey           |
| 3474. Denville, Township of, New Jersey       | 3511. Haddon, Township of, New Jersey           |
| 3475. Deptford, Township of, New Jersey       | 3512. Haddonfield, Borough of, New Jersey       |
| 3476. Dover, Town of, New Jersey              | 3513. Hamilton, Township of, New Jersey         |
| 3477. Dumont, Borough of, New Jersey          | 3514. Hammonton, Town of, New Jersey            |
| 3478. East Brunswick, Township of, New Jersey | 3515. Hanover, Township of, New Jersey          |
| 3479. East Greenwich, Township of, New Jersey | 3516. Harrison, Town of, New Jersey             |
| 3480. East Hanover, Township of, New Jersey   | 3517. Harrison, Township of, New Jersey         |
| 3481. East Orange, City of, New Jersey        | 3518. Hasbrouck Heights, Borough of, New Jersey |
| 3482. East Windsor, Township of, New Jersey   | 3519. Hawthorne, Borough of, New Jersey         |
| 3483. Eatontown, Borough of, New Jersey       | 3520. Hazlet, Township of, New Jersey           |
| 3484. Edgewater, Borough of, New Jersey       | 3521. Highland Park, Borough of, New Jersey     |
| 3485. Edison, Township of, New Jersey         | 3522. Hillsborough, Township of, New Jersey     |
| 3486. Egg Harbor, Township of, New Jersey     | 3523. Hillsdale, Borough of, New Jersey         |
| 3487. Elizabeth, City of, New Jersey          | 3524. Hillside, Township of, New Jersey         |
| 3488. Elmwood Park, Borough of, New Jersey    | 3525. Hoboken, City of, New Jersey              |
| 3489. Englewood, City of, New Jersey          | 3526. Holmdel, Township of, New Jersey          |
| 3490. Essex, County of, New Jersey            | 3527. Hopatcong, Borough of, New Jersey         |
| 3491. Evesham, Township of, New Jersey        | 3528. Hopewell, Township of, New Jersey         |
| 3492. Ewing, Township of, New Jersey          | 3529. Howell, Township of, New Jersey           |
| 3493. Fair Lawn, Borough of, New Jersey       | 3530. Hudson, County of, New Jersey             |
| 3494. Fairview, Borough of, New Jersey        | 3531. Hunterdon, County of, New Jersey          |
| 3495. Florence, Township of, New Jersey       | 3532. Irvington, Township of, New Jersey        |
| 3496. Florham Park, Borough of, New Jersey    | 3533. Jackson, Township of, New Jersey          |
| 3497. Fort Lee, Borough of, New Jersey        | 3534. Jefferson, Township of, New Jersey        |
| 3498. Franklin Lakes, Borough of, New Jersey  | 3535. Jersey City, City of, New Jersey          |
| 3499. Franklin, Township of, New Jersey       | 3536. Kearny, Town of, New Jersey               |
| 3500. Freehold, Borough of, New Jersey        | 3537. Lacey, Township of, New Jersey            |
| 3501. Freehold, Township of, New Jersey       | 3538. Lakewood, Township of, New Jersey         |
| 3502. Galloway, Township of, New Jersey       | 3539. Lawrence, Township of, New Jersey         |
| 3503. Garfield, City of, New Jersey           | 3540. Lincoln Park, Borough of, New Jersey      |
| 3504. Glassboro, Borough of, New Jersey       | 3541. Linden, City of, New Jersey               |
|   | 3542. Lindenwold, Borough of, New Jersey        |

- |  |  |
|--|--|
| 3543. Little Egg Harbor, Township of, New Jersey | 3578. Morris, Township of, New Jersey                |
| 3544. Little Falls, Township of, New Jersey      | 3579. Morristown, Town of, New Jersey                |
| 3545. Little Ferry, Borough of, New Jersey       | 3580. Mount Laurel, Township of, New Jersey          |
| 3546. Livingston, Township of, New Jersey        | 3581. Mount Olive, Township of, New Jersey           |
| 3547. Lodi, Borough of, New Jersey               | 3582. Neptune, Township of, New Jersey               |
| 3548. Long Branch, City of, New Jersey           | 3583. New Brunswick, City of, New Jersey             |
| 3549. Lower, Township of, New Jersey             | 3584. New Milford, Borough of, New Jersey            |
| 3550. Lumberton, Township of, New Jersey         | 3585. New Providence, Borough of, New Jersey         |
| 3551. Lyndhurst, Township of, New Jersey         | 3586. Newark, City of, New Jersey                    |
| 3552. Madison, Borough of, New Jersey            | 3587. North Arlington, Borough of, New Jersey        |
| 3553. Mahwah, Township of, New Jersey            | 3588. North Bergen, Township of, New Jersey          |
| 3554. Manalapan, Township of, New Jersey         | 3589. North Brunswick, Township of, New Jersey       |
| 3555. Manchester, Township of, New Jersey        | 3590. North Plainfield, Borough of, New Jersey       |
| 3556. Mantua, Township of, New Jersey            | 3591. Nutley, Township of, New Jersey                |
| 3557. Manville, Borough of, New Jersey           | 3592. Oakland, Borough of, New Jersey                |
| 3558. Maple Shade, Township of, New Jersey       | 3593. Ocean City, City of, New Jersey                |
| 3559. Maplewood, Township of, New Jersey         | 3594. Ocean, County of, New Jersey                   |
| 3560. Marlboro, Township of, New Jersey          | 3595. Ocean, Township of, New Jersey                 |
| 3561. Medford, Township of, New Jersey           | 3596. Old Bridge, Township of, New Jersey            |
| 3562. Mercer, County of, New Jersey              | 3597. Palisades Park, Borough of, New Jersey         |
| 3563. Metuchen, Borough of, New Jersey           | 3598. Paramus, Borough of, New Jersey                |
| 3564. Middle, Township of, New Jersey            | 3599. Parsippany-Troy Hills, Township of, New Jersey |
| 3565. Middlesex, Borough of, New Jersey          | 3600. Passaic, City of, New Jersey                   |
| 3566. Middlesex, County of, New Jersey           | 3601. Passaic, County of, New Jersey                 |
| 3567. Middletown, Township of, New Jersey        | 3602. Paterson, City of, New Jersey                  |
| 3568. Millburn, Township of, New Jersey          | 3603. Pemberton, Township of, New Jersey             |
| 3569. Millstone, Township of, New Jersey         | 3604. Pennsauken, Township of, New Jersey            |
| 3570. Millville, City of, New Jersey             | 3605. Pennsville, Township of, New Jersey            |
| 3571. Monmouth, County of, New Jersey            | 3606. Pequannock, Township of, New Jersey            |
| 3572. Monroe, Township of, New Jersey            | 3607. Perth Amboy, City of, New Jersey               |
| 3573. Montclair, Township of, New Jersey         | 3608. Phillipsburg, Town of, New Jersey              |
| 3574. Montgomery, Township of, New Jersey        | 3609. Pine Hill, Borough of, New Jersey              |
| 3575. Montville, Township of, New Jersey         |  |
| 3576. Moorestown, Township of, New Jersey        |  |
| 3577. Morris, County of, New Jersey              |  |

- |   |  |
|---|--|
| 3610. Piscataway, Township of, New Jersey           | 3644. South Plainfield, Borough of, New Jersey |
| 3611. Plainfield, City of, New Jersey               | 3645. South River, Borough of, New Jersey      |
| 3612. Plainsboro, Township of, New Jersey           | 3646. Southampton, Township of, New Jersey     |
| 3613. Pleasantville, City of, New Jersey            | 3647. Sparta, Township of, New Jersey          |
| 3614. Point Pleasant, Borough of, New Jersey        | 3648. Springfield, Township of, New Jersey     |
| 3615. Pompton Lakes, Borough of, New Jersey         | 3649. Stafford, Township of, New Jersey        |
| 3616. Princeton, New Jersey                         | 3650. Summit, City of, New Jersey              |
| 3617. Rahway, City of, New Jersey                   | 3651. Sussex, County of, New Jersey            |
| 3618. Ramsey, Borough of, New Jersey                | 3652. Teaneck, Township of, New Jersey         |
| 3619. Randolph, Township of, New Jersey             | 3653. Tenaflly, Borough of, New Jersey         |
| 3620. Raritan, Township of, New Jersey              | 3654. Tinton Falls, Borough of, New Jersey     |
| 3621. Readington, Township of, New Jersey           | 3655. Toms River, Township of, New Jersey      |
| 3622. Red Bank, Borough of, New Jersey              | 3656. Totowa, Borough of, New Jersey           |
| 3623. Ridgefield, Borough of, New Jersey            | 3657. Trenton, City of, New Jersey             |
| 3624. Ridgefield Park, Village of, New Jersey       | 3658. Union City, City of, New Jersey          |
| 3625. Ridgewood, Village of, New Jersey             | 3659. Union, County of, New Jersey             |
| 3626. Ringwood, Borough of, New Jersey              | 3660. Union, Township of, New Jersey           |
| 3627. River Edge, Borough of, New Jersey            | 3661. Upper, Township of, New Jersey           |
| 3628. Robbinsville, Township of, New Jersey         | 3662. Vernon, Township of, New Jersey          |
| 3629. Rockaway, Township of, New Jersey             | 3663. Verona, Township of, New Jersey          |
| 3630. Roselle, Borough of, New Jersey               | 3664. Vineland, City of, New Jersey            |
| 3631. Roselle Park, Borough of, New Jersey          | 3665. Voorhees, Township of, New Jersey        |
| 3632. Roxbury, Township of, New Jersey              | 3666. Waldwick, Borough of, New Jersey         |
| 3633. Rutherford, Borough of, New Jersey            | 3667. Wall, Township of, New Jersey            |
| 3634. Saddle Brook, Township of, New Jersey         | 3668. Wallington, Borough of, New Jersey       |
| 3635. Salem, County of, New Jersey                  | 3669. Wanaque, Borough of, New Jersey          |
| 3636. Sayreville, Borough of, New Jersey            | 3670. Wantage, Township of, New Jersey         |
| 3637. Scotch Plains, Township of, New Jersey        | 3671. Warren, County of, New Jersey            |
| 3638. Secaucus, Town of, New Jersey                 | 3672. Warren, Township of, New Jersey          |
| 3639. Somers Point, City of, New Jersey             | 3673. Washington, Township of, New Jersey      |
| 3640. Somerset, County of, New Jersey               | 3674. Waterford, Township of, New Jersey       |
| 3641. Somerville, Borough of, New Jersey            | 3675. Wayne, Township of, New Jersey           |
| 3642. South Brunswick, Township of, New Jersey      | 3676. Weehawken, Township of, New Jersey       |
| 3643. South Orange Village, Township of, New Jersey | 3677. West Caldwell, Township of, New Jersey   |
|   | 3678. West Deptford, Township of, New Jersey   |

- |   |   |
|---|---|
| 3679. West Milford, Township of, New Jersey | 3717. Canandaigua, City of, New York    |
| 3680. West New York, Town of, New Jersey    | 3718. Canandaigua, Town of, New York    |
| 3681. West Orange, Township of, New Jersey  | 3719. Canton, Town of, New York         |
| 3682. West Windsor, Township of, New Jersey | 3720. Carmel, Town of, New York         |
| 3683. Westfield, Town of, New Jersey        | 3721. Catskill, Town of, New York       |
| 3684. Westwood, Borough of, New Jersey      | 3722. Cattaraugus, County of, New York  |
| 3685. Willingboro, Township of, New Jersey  | 3723. Cayuga, County of, New York       |
| 3686. Winslow, Township of, New Jersey      | 3724. Chautauqua, County of, New York   |
| 3687. Woodbridge, Township of, New Jersey   | 3725. Cheektowaga, Town of, New York    |
| 3688. Woodland Park, Borough of, New Jersey | 3726. Chemung, County of, New York      |
| 3689. Woolwich, Township of, New Jersey     | 3727. Chenango, County of, New York     |
| 3690. Wyckoff, Township of, New Jersey      | 3728. Chenango, Town of, New York       |
| 3691. Albany, City of, New York             | 3729. Chester, Town of, New York        |
| 3692. Albany, County of, New York           | 3730. Chili, Town of, New York          |
| 3693. Allegany, County of, New York         | 3731. Cicero, Town of, New York         |
| 3694. Amherst, Town of, New York            | 3732. Clarence, Town of, New York       |
| 3695. Amsterdam, City of, New York          | 3733. Clarkstown, Town of, New York     |
| 3696. Arcadia, Town of, New York            | 3734. Clay, Town of, New York           |
| 3697. Auburn, City of, New York             | 3735. Clifton Park, Town of, New York   |
| 3698. Aurora, Town of, New York             | 3736. Clinton, County of, New York      |
| 3699. Babylon, Town of, New York            | 3737. Cohoes, City of, New York         |
| 3700. Babylon, Village of, New York         | 3738. Colonie, Town of, New York        |
| 3701. Ballston, Town of, New York           | 3739. Columbia, County of, New York     |
| 3702. Batavia, City of, New York            | 3740. Corning, City of, New York        |
| 3703. Bath, Town of, New York               | 3741. Cornwall, Town of, New York       |
| 3704. Beacon, City of, New York             | 3742. Cortland, City of, New York       |
| 3705. Bedford, Town of, New York            | 3743. Cortland, County of, New York     |
| 3706. Beekman, Town of, New York            | 3744. Cortlandt, Town of, New York      |
| 3707. Bethlehem, Town of, New York          | 3745. De Witt, Town of, New York        |
| 3708. Binghamton, City of, New York         | 3746. Delaware, County of, New York     |
| 3709. Blooming Grove, Town of, New York     | 3747. Depew, Village of, New York       |
| 3710. Brighton, Town of, New York           | 3748. Dobbs Ferry, Village of, New York |
| 3711. Bronx, County of, New York            | 3749. Dryden, Town of, New York         |
| 3712. Brookhaven, Town of, New York         | 3750. Dunkirk, City of, New York        |
| 3713. Broome, County of, New York           | 3751. Dutchess, County of, New York     |
| 3714. Brunswick, Town of, New York          | 3752. East Fishkill, Town of, New York  |
| 3715. Buffalo, City of, New York            | 3753. East Greenbush, Town of, New York |
| 3716. Camillus, Town of, New York           | 3754. East Hampton, Town of, New York   |
|   | 3755. Eastchester, Town of, New York    |
|   | 3756. Elma, Town of, New York           |
|   | 3757. Elmira, City of, New York         |
|   | 3758. Endicott, Village of, New York    |
|   | 3759. Erie, County of, New York         |
|   | 3760. Essex, County of, New York        |
|   | 3761. Evans, Town of, New York          |
|   | 3762. Fallsburg, Town of, New York      |

- |   |   |
|---|---|
| 3763. Farmington, Town of, New York     | 3809. Johnson City, Village of, New York    |
| 3764. Fishkill, Town of, New York       | 3810. Kenmore, Village of, New York         |
| 3765. Floral Park, Village of, New York | 3811. Kent, Town of, New York               |
| 3766. Franklin, County of, New York     | 3812. Kings, County of, New York            |
| 3767. Fredonia, Village of, New York    | 3813. Kingsbury, Town of, New York          |
| 3768. Freeport, Village of, New York    | 3814. Kingston, City of, New York           |
| 3769. Fulton, City of, New York         | 3815. Kirkland, Town of, New York           |
| 3770. Fulton, County of, New York       | 3816. Kiryas Joel, Village of, New York     |
| 3771. Garden City, Village of, New York | 3817. La Grange, Town of, New York          |
| 3772. Gates, Town of, New York          | 3818. Lackawanna, City of, New York         |
| 3773. Geddes, Town of, New York         | 3819. Lake Grove, Village of, New York      |
| 3774. Genesee, County of, New York      | 3820. Lancaster, Town of, New York          |
| 3775. Geneseo, Town of, New York        | 3821. Lancaster, Village of, New York       |
| 3776. Geneva, City of, New York         | 3822. Lansing, Town of, New York            |
| 3777. German Flatts, Town of, New York  | 3823. Le Ray, Town of, New York             |
| 3778. Glen Cove, City of, New York      | 3824. Lewis, County of, New York            |
| 3779. Glens Falls, City of, New York    | 3825. Lewisboro, Town of, New York          |
| 3780. Glenville, Town of, New York      | 3826. Lewiston, Town of, New York           |
| 3781. Gloversville, City of, New York   | 3827. Lindenhurst, Village of, New York     |
| 3782. Goshen, Town of, New York         | 3828. Livingston, County of, New York       |
| 3783. Grand Island, Town of, New York   | 3829. Lloyd, Town of, New York              |
| 3784. Great Neck, Village of, New York  | 3830. Lockport, City of, New York           |
| 3785. Greece, Town of, New York         | 3831. Lockport, Town of, New York           |
| 3786. Greenburgh, Town of, New York     | 3832. Long Beach, City of, New York         |
| 3787. Greene, County of, New York       | 3833. Lynbrook, Village of, New York        |
| 3788. Guilderland, Town of, New York    | 3834. Lysander, Town of, New York           |
| 3789. Halfmoon, Town of, New York       | 3835. Madison, County of, New York          |
| 3790. Hamburg, Town of, New York        | 3836. Malone, Town of, New York             |
| 3791. Harrison, Town of, New York       | 3837. Malta, Town of, New York              |
| 3792. Harrison, Village of, New York    | 3838. Mamakating, Town of, New York         |
| 3793. Haverstraw, Town of, New York     | 3839. Mamaroneck, Town of, New York         |
| 3794. Haverstraw, Village of, New York  | 3840. Mamaroneck, Village of, New York      |
| 3795. Hempstead, Town of, New York      | 3841. Manlius, Town of, New York            |
| 3796. Hempstead, Village of, New York   | 3842. Massapequa Park, Village of, New York |
| 3797. Henrietta, Town of, New York      |   |
| 3798. Herkimer, County of, New York     | 3843. Massena, Town of, New York            |
| 3799. Highlands, Town of, New York      | 3844. Massena, Village of, New York         |
| 3800. Horseheads, Town of, New York     | 3845. Middletown, City of, New York         |
| 3801. Huntington, Town of, New York     | 3846. Milton, Town of, New York             |
| 3802. Hyde Park, Town of, New York      | 3847. Mineola, Village of, New York         |
| 3803. Irondequoit, Town of, New York    | 3848. Monroe, County of, New York           |
| 3804. Islip, Town of, New York          | 3849. Monroe, Town of, New York             |
| 3805. Ithaca, City of, New York         | 3850. Montgomery, County of, New York       |
| 3806. Ithaca, Town of, New York         | 3851. Montgomery, Town of, New York         |
| 3807. Jamestown, City of, New York      | 3852. Moreau, Town of, New York             |
| 3808. Jefferson, County of, New York    |   |

- 3853. Mount Kisco, Village of/ Town of, New York
- 3854. Mount Pleasant, Town of, New York
- 3855. Mount Vernon, City of, New York
- 3856. Nassau, County of, New York
- 3857. New Castle, Town of, New York
- 3858. New Hartford, Town of, New York
- 3859. New Paltz, Town of, New York
- 3860. New Rochelle, City of, New York
- 3861. New Windsor, Town of, New York
- 3862. New York, City of, New York
- 3863. New York, County of, New York
- 3864. Newburgh, City of, New York
- 3865. Newburgh, Town of, New York
- 3866. Niagara, County of, New York
- 3867. Niagara Falls, City of, New York
- 3868. Niskayuna, Town of, New York
- 3869. North Castle, Town of, New York
- 3870. North Greenbush, Town of, New York
- 3871. North Hempstead, Town of, New York
- 3872. North Tonawanda, City of, New York
- 3873. Ogden, Town of, New York
- 3874. Ogdensburg, City of, New York
- 3875. Olean, City of, New York
- 3876. Oneida, City of, New York
- 3877. Oneida, County of, New York
- 3878. Oneonta, City of, New York
- 3879. Onondaga, County of, New York
- 3880. Onondaga, Town of, New York
- 3881. Ontario, County of, New York
- 3882. Ontario, Town of, New York
- 3883. Orange, County of, New York
- 3884. Orangetown, Town of, New York
- 3885. Orchard Park, Town of, New York
- 3886. Orleans, County of, New York
- 3887. Ossining, Town of, New York
- 3888. Ossining, Village of, New York
- 3889. Oswego, City of, New York
- 3890. Oswego, County of, New York
- 3891. Otsego, County of, New York
- 3892. Owego, Town of, New York
- 3893. Oyster Bay, Town of, New York
- 3894. Palm Tree, Town of, New York
- 3895. Parma, Town of, New York
- 3896. Patchogue, Village of, New York
- 3897. Patterson, Town of, New York
- 3898. Peekskill, City of, New York
- 3899. Pelham, Town of, New York
- 3900. Penfield, Town of, New York
- 3901. Perinton, Town of, New York
- 3902. Pittsford, Town of, New York
- 3903. Plattekill, Town of, New York
- 3904. Plattsburgh, City of, New York
- 3905. Plattsburgh, Town of, New York
- 3906. Pomfret, Town of, New York
- 3907. Port Chester, Village of, New York
- 3908. Potsdam, Town of, New York
- 3909. Poughkeepsie, City of, New York
- 3910. Poughkeepsie, Town of, New York
- 3911. Putnam, County of, New York
- 3912. Putnam Valley, Town of, New York
- 3913. Queens, County of, New York
- 3914. Queensbury, Town of, New York
- 3915. Ramapo, Town of, New York
- 3916. Red Hook, Town of, New York
- 3917. Rensselaer, County of, New York
- 3918. Richmond, County of, New York
- 3919. Riverhead, Town of, New York
- 3920. Rochester, City of, New York
- 3921. Rockland, County of, New York
- 3922. Rockville Centre, Village of, New York
- 3923. Rome, City of, New York
- 3924. Rotterdam, Town of, New York
- 3925. Rye, City of, New York
- 3926. Rye, Town of, New York
- 3927. Salina, Town of, New York
- 3928. Saratoga, County of, New York
- 3929. Saratoga Springs, City of, New York
- 3930. Saugerties, Town of, New York
- 3931. Scarsdale, Village of/ Scarsdale, Town of, New York
- 3932. Schenectady, City of, New York
- 3933. Schenectady, County of, New York
- 3934. Schodack, Town of, New York
- 3935. Schoharie, County of, New York
- 3936. Schuyler, County of, New York
- 3937. Seneca, County of, New York
- 3938. Shawangunk, Town of, New York

- |   |  |
|---|--|
| 3939. Sleepy Hollow, Village of, New York   | 3983. Wheatfield, Town of, New York        |
| 3940. Smithtown, Town of, New York          | 3984. White Plains, City of, New York      |
| 3941. Somers, Town of, New York             | 3985. Whitestown, Town of, New York        |
| 3942. Southampton, Town of, New York        | 3986. Wilton, Town of, New York            |
| 3943. Southeast, Town of, New York          | 3987. Woodbury, Town of, New York          |
| 3944. Southold, Town of, New York           | 3988. Woodbury, Village of, New York       |
| 3945. Spring Valley, Village of, New York   | 3989. Wyoming, County of, New York         |
| 3946. St. Lawrence, County of, New York     | 3990. Yates, County of, New York           |
| 3947. Steuben, County of, New York          | 3991. Yonkers, City of, New York           |
| 3948. Stony Point, Town of, New York        | 3992. Yorktown, Town of, New York          |
| 3949. Suffern, Village of, New York         | 3993. Alamance, County of, North Carolina  |
| 3950. Suffolk, County of, New York          | 3994. Albemarle, City of, North Carolina   |
| 3951. Sullivan, County of, New York         | 3995. Alexander, County of, North Carolina |
| 3952. Sullivan, Town of, New York           | 3996. Alleghany, County of, North Carolina |
| 3953. Sweden, Town of, New York             | 3997. Anson, County of, North Carolina     |
| 3954. Syracuse, City of, New York           | 3998. Apex, Town of, North Carolina        |
| 3955. Tarrytown, Village of, New York       | 3999. Archdale, City of, North Carolina    |
| 3956. Thompson, Town of, New York           | 4000. Ashe, County of, North Carolina      |
| 3957. Tioga, County of, New York            | 4001. Asheboro, City of, North Carolina    |
| 3958. Tompkins, County of, New York         | 4002. Asheville, City of, North Carolina   |
| 3959. Tonawanda, City of, New York          | 4003. Avery, County of, North Carolina     |
| 3960. Tonawanda, Town of, New York          | 4004. Beaufort, County of, North Carolina  |
| 3961. Troy, City of, New York               | 4005. Belmont, City of, North Carolina     |
| 3962. Ulster, County of, New York           | 4006. Bertie, County of, North Carolina    |
| 3963. Ulster, Town of, New York             | 4007. Bladen, County of, North Carolina    |
| 3964. Union, Town of, New York              | 4008. Boone, Town of, North Carolina       |
| 3965. Utica, City of, New York              | 4009. Brunswick, County of, North Carolina |
| 3966. Valley Stream, Village of, New York   | 4010. Buncombe, County of, North Carolina  |
| 3967. Van Buren, Town of, New York          | 4011. Burke, County of, North Carolina     |
| 3968. Vestal, Town of, New York             | 4012. Burlington, City of, North Carolina  |
| 3969. Victor, Town of, New York             | 4013. Cabarrus, County of, North Carolina  |
| 3970. Wallkill, Town of, New York           | 4014. Caldwell, County of, North Carolina  |
| 3971. Wappinger, Town of, New York          | 4015. Camden, County of, North Carolina    |
| 3972. Warren, County of, New York           | 4016. Carrboro, Town of, North Carolina    |
| 3973. Warwick, Town of, New York            | 4017. Carteret, County of, North Carolina  |
| 3974. Washington, County of, New York       | 4018. Cary, Town of, North Carolina        |
| 3975. Watertown, City of, New York          | 4019. Caswell, County of, North Carolina   |
| 3976. Wawarsing, Town of, New York          | 4020. Catawba, County of, North Carolina   |
| 3977. Wayne, County of, New York            | 4021. Chapel Hill, Town of, North Carolina |
| 3978. Webster, Town of, New York            | 4022. Charlotte, City of, North Carolina   |
| 3979. West Haverstraw, Village of, New York |  |
| 3980. West Seneca, Town of, New York        |  |
| 3981. Westbury, Village of, New York        |  |
| 3982. Westchester, County of, New York      |  |



- 4023. Chatham, County of, North Carolina
- 4024. Cherokee, County of, North Carolina
- 4025. Chowan, County of, North Carolina
- 4026. Clay, County of, North Carolina
- 4027. Clayton, Town of, North Carolina
- 4028. Clemmons, Village of, North Carolina
- 4029. Cleveland, County of, North Carolina
- 4030. Columbus, County of, North Carolina
- 4031. Concord, City of, North Carolina
- 4032. Cornelius, Town of, North Carolina
- 4033. Craven, County of, North Carolina
- 4034. Cumberland, County of, North Carolina
- 4035. Currituck, County of, North Carolina
- 4036. Dare, County of, North Carolina
- 4037. Davidson, County of, North Carolina
- 4038. Davidson, Town of, North Carolina
- 4039. Davie, County of, North Carolina
- 4040. Duplin, County of, North Carolina
- 4041. Durham, City of, North Carolina
- 4042. Durham, County of, North Carolina
- 4043. Eden, City of, North Carolina
- 4044. Edgecombe, County of, North Carolina
- 4045. Elizabeth City, City of, North Carolina
- 4046. Elon, Town of, North Carolina
- 4047. Fayetteville, City of, North Carolina
- 4048. Forsyth, County of, North Carolina
- 4049. Franklin, County of, North Carolina
- 4050. Fuquay-Varina, Town of, North Carolina
- 4051. Garner, Town of, North Carolina
- 4052. Gaston, County of, North Carolina
- 4053. Gastonia, City of, North Carolina
- 4054. Gates, County of, North Carolina
- 4055. Goldsboro, City of, North Carolina
- 4056. Graham, City of, North Carolina
- 4057. Granville, County of, North Carolina
- 4058. Greene, County of, North Carolina
- 4059. Greensboro, City of, North Carolina
- 4060. Greenville, City of, North Carolina
- 4061. Guilford, County of, North Carolina
- 4062. Halifax, County of, North Carolina
- 4063. Harnett, County of, North Carolina
- 4064. Harrisburg, Town of, North Carolina
- 4065. Havelock, City of, North Carolina
- 4066. Haywood, County of, North Carolina
- 4067. Henderson, City of, North Carolina
- 4068. Henderson, County of, North Carolina
- 4069. Hendersonville, City of, North Carolina
- 4070. Hertford, County of, North Carolina
- 4071. Hickory, City of, North Carolina
- 4072. High Point, City of, North Carolina
- 4073. Hoke, County of, North Carolina
- 4074. Holly Springs, Town of, North Carolina
- 4075. Hope Mills, Town of, North Carolina
- 4076. Huntersville, Town of, North Carolina
- 4077. Indian Trail, Town of, North Carolina
- 4078. Iredell, County of, North Carolina
- 4079. Jackson, County of, North Carolina
- 4080. Jacksonville, City of, North Carolina
- 4081. Johnston, County of, North Carolina
- 4082. Kannapolis, City of, North Carolina
- 4083. Kernersville, Town of, North Carolina
- 4084. Kings Mountain, City of, North Carolina
- 4085. Kinston, City of, North Carolina
- 4086. Knightdale, Town of, North Carolina
- 4087. Laurinburg, City of, North Carolina
- 4088. Lee, County of, North Carolina
- 4089. Leland, Town of, North Carolina
- 4090. Lenoir, City of, North Carolina
- 4091. Lenoir, County of, North Carolina
- 4092. Lewisville, Town of, North Carolina
- 4093. Lexington, City of, North Carolina
- 4094. Lincoln, County of, North Carolina
- 4095. Lincolnton, City of, North Carolina
- 4096. Lumberton, City of, North Carolina
- 4097. Macon, County of, North Carolina
- 4098. Madison, County of, North Carolina
- 4099. Martin, County of, North Carolina
- 4100. Matthews, Town of, North Carolina

- |   |   |
|---|---|
| 4101. McDowell, County of, North Carolina     | 4135. Rockingham, County of, North Carolina   |
| 4102. Mebane, City of, North Carolina         | 4136. Rocky Mount, City of, North Carolina    |
| 4103. Mecklenburg, County of, North Carolina  | 4137. Rowan, County of, North Carolina        |
| 4104. Mint Hill, Town of, North Carolina      | 4138. Rutherford, County of, North Carolina   |
| 4105. Mitchell, County of, North Carolina     | 4139. Salisbury, City of, North Carolina      |
| 4106. Monroe, City of, North Carolina         | 4140. Sampson, County of, North Carolina      |
| 4107. Montgomery, County of, North Carolina   | 4141. Sanford, City of, North Carolina        |
| 4108. Moore, County of, North Carolina        | 4142. Scotland, County of, North Carolina     |
| 4109. Mooresville, Town of, North Carolina    | 4143. Shelby, City of, North Carolina         |
| 4110. Morganton, City of, North Carolina      | 4144. Smithfield, Town of, North Carolina     |
| 4111. Morrisville, Town of, North Carolina    | 4145. Southern Pines, Town of, North Carolina |
| 4112. Mount Airy, City of, North Carolina     | 4146. Spring Lake, Town of, North Carolina    |
| 4113. Mount Holly, City of, North Carolina    | 4147. Stallings, Town of, North Carolina      |
| 4114. Nash, County of, North Carolina         | 4148. Stanly, County of, North Carolina       |
| 4115. New Bern, City of, North Carolina       | 4149. Statesville, City of, North Carolina    |
| 4116. New Hanover, County of, North Carolina  | 4150. Stokes, County of, North Carolina       |
| 4117. Newton, City of, North Carolina         | 4151. Summerfield, Town of, North Carolina    |
| 4118. Northampton, County of, North Carolina  | 4152. Surry, County of, North Carolina        |
| 4119. Onslow, County of, North Carolina       | 4153. Swain, County of, North Carolina        |
| 4120. Orange, County of, North Carolina       | 4154. Tarboro, Town of, North Carolina        |
| 4121. Pamlico, County of, North Carolina      | 4155. Thomasville, City of, North Carolina    |
| 4122. Pasquotank, County of, North Carolina   | 4156. Transylvania, County of, North Carolina |
| 4123. Pender, County of, North Carolina       | 4157. Union, County of, North Carolina        |
| 4124. Perquimans, County of, North Carolina   | 4158. Vance, County of, North Carolina        |
| 4125. Person, County of, North Carolina       | 4159. Wake, County of, North Carolina         |
| 4126. Pinehurst, Village of, North Carolina   | 4160. Wake Forest, Town of, North Carolina    |
| 4127. Pitt, County of, North Carolina         | 4161. Warren, County of, North Carolina       |
| 4128. Polk, County of, North Carolina         | 4162. Washington, County of, North Carolina   |
| 4129. Raleigh, City of, North Carolina        | 4163. Watauga, County of, North Carolina      |
| 4130. Randolph, County of, North Carolina     | 4164. Waxhaw, Town of, North Carolina         |
| 4131. Reidsville, City of, North Carolina     | 4165. Wayne, County of, North Carolina        |
| 4132. Richmond, County of, North Carolina     | 4166. Waynesville, Town of, North Carolina    |
| 4133. Roanoke Rapids, City of, North Carolina | 4167. Weddington, Town of, North Carolina     |
| 4134. Robeson, County of, North Carolina      | 4168. Wilkes, County of, North Carolina       |
|   | 4169. Wilmington, City of, North Carolina     |

- 4170. Wilson, City of, North Carolina
- 4171. Wilson, County of, North Carolina
- 4172. Winston-Salem, City of, North Carolina
- 4173. Yadkin, County of, North Carolina
- 4174. Yancey, County of, North Carolina
- 4175. Barnes, County of, North Dakota
- 4176. Bismarck, City of, North Dakota
- 4177. Burleigh, County of, North Dakota
- 4178. Cass, County of, North Dakota
- 4179. Dickinson, City of, North Dakota
- 4180. Fargo, City of, North Dakota
- 4181. Grand Forks, City of, North Dakota
- 4182. Grand Forks, County of, North Dakota
- 4183. Jamestown, City of, North Dakota
- 4184. Mandan, City of, North Dakota
- 4185. McKenzie, County of, North Dakota
- 4186. Minot, City of, North Dakota
- 4187. Morton, County of, North Dakota
- 4188. Mountrail, County of, North Dakota
- 4189. Ramsey, County of, North Dakota
- 4190. Richland, County of, North Dakota
- 4191. Rolette, County of, North Dakota
- 4192. Stark, County of, North Dakota
- 4193. Stutsman, County of, North Dakota
- 4194. Walsh, County of, North Dakota
- 4195. Ward, County of, North Dakota
- 4196. West Fargo, City of, North Dakota
- 4197. Williams, County of, North Dakota
- 4198. Williston, City of, North Dakota
- 4199. Adams, County of, Ohio
- 4200. Akron, City of, Ohio
- 4201. Allen, County of, Ohio
- 4202. Alliance, City of, Ohio
- 4203. American, Township of, Ohio
- 4204. Amherst, City of, Ohio
- 4205. Anderson, Township of, Ohio
- 4206. Ashland, City of, Ohio
- 4207. Ashland, County of, Ohio
- 4208. Ashtabula, City of, Ohio
- 4209. Ashtabula, County of, Ohio
- 4210. Ashtabula, Township of, Ohio
- 4211. Athens, City of, Ohio
- 4212. Athens, County of, Ohio
- 4213. Athens, Township of, Ohio
- 4214. Auglaize, County of, Ohio
- 4215. Aurora, City of, Ohio
- 4216. Austintown, Township of, Ohio
- 4217. Avon, City of, Ohio
- 4218. Avon Lake, City of, Ohio
- 4219. Bainbridge, Township of, Ohio
- 4220. Barberton, City of, Ohio
- 4221. Batavia, Township of, Ohio
- 4222. Bath, Township of, Ohio
- 4223. Bay, Village of, City of, Ohio
- 4224. Beachwood, City of, Ohio
- 4225. Beaver Creek, City of, Ohio
- 4226. Beaver Creek, Township of, Ohio
- 4227. Bedford, City of, Ohio
- 4228. Bedford Heights, City of, Ohio
- 4229. Bellefontaine, City of, Ohio
- 4230. Belmont, County of, Ohio
- 4231. Berea, City of, Ohio
- 4232. Bethel, Township of, Ohio
- 4233. Bexley, City of, Ohio
- 4234. Blue Ash, City of, Ohio
- 4235. Boardman, Township of, Ohio
- 4236. Bowling Green, City of, Ohio
- 4237. Brecksville, City of, Ohio
- 4238. Brimfield, Township of, Ohio
- 4239. Broadview Heights, City of, Ohio
- 4240. Brook Park, City of, Ohio
- 4241. Brooklyn, City of, Ohio
- 4242. Brown, County of, Ohio
- 4243. Brunswick, City of, Ohio
- 4244. Brunswick Hills, Township of, Ohio
- 4245. Bucyrus, City of, Ohio
- 4246. Butler, County of, Ohio
- 4247. Cambridge, City of, Ohio
- 4248. Cambridge, Township of, Ohio
- 4249. Canfield, Township of, Ohio
- 4250. Canton, City of, Ohio
- 4251. Canton, Township of, Ohio
- 4252. Carroll, County of, Ohio
- 4253. Celina, City of, Ohio
- 4254. Centerville, City of, Ohio
- 4255. Champaign, County of, Ohio
- 4256. Chester, Township of, Ohio
- 4257. Chillicothe, City of, Ohio
- 4258. Chippewa, Township of, Ohio
- 4259. Cincinnati, City of, Ohio

- |  |                                       |
|--|---------------------------------------|
| 4260. Circleville, City of, Ohio       | 4306. Fairview Park, City of, Ohio    |
| 4261. Clark, County of, Ohio           | 4307. Falls, Township of, Ohio        |
| 4262. Clayton, City of, Ohio           | 4308. Fayette, County of, Ohio        |
| 4263. Clear Creek, Township of, Ohio   | 4309. Findlay, City of, Ohio          |
| 4264. Clermont, County of, Ohio        | 4310. Forest Park, City of, Ohio      |
| 4265. Cleveland, City of, Ohio         | 4311. Fostoria, City of, Ohio         |
| 4266. Cleveland Heights, City of, Ohio | 4312. Franklin, City of, Ohio         |
| 4267. Clinton, County of, Ohio         | 4313. Franklin, County of, Ohio       |
| 4268. Clinton, Township of, Ohio       | 4314. Franklin, Township of, Ohio     |
| 4269. Colerain, Township of, Ohio      | 4315. Fremont, City of, Ohio          |
| 4270. Columbiana, County of, Ohio      | 4316. Fulton, County of, Ohio         |
| 4271. Columbus, City of, Ohio          | 4317. Gahanna, City of, Ohio          |
| 4272. Concord, Township of, Ohio       | 4318. Gallia, County of, Ohio         |
| 4273. Conneaut, City of, Ohio          | 4319. Garfield Heights, City of, Ohio |
| 4274. Copley, Township of, Ohio        | 4320. Geauga, County of, Ohio         |
| 4275. Coshocton, City of, Ohio         | 4321. Geneva, Township of, Ohio       |
| 4276. Coshocton, County of, Ohio       | 4322. Genoa, Township of, Ohio        |
| 4277. Coventry, Township of, Ohio      | 4323. Goshen, Township of, Ohio       |
| 4278. Crawford, County of, Ohio        | 4324. Granville, Township of, Ohio    |
| 4279. Cuyahoga, County of, Ohio        | 4325. Green, City of, Ohio            |
| 4280. Cuyahoga Falls, City of, Ohio    | 4326. Green, Township of, Ohio        |
| 4281. Darke, County of, Ohio           | 4327. Greene, County of, Ohio         |
| 4282. Dayton, City of, Ohio            | 4328. Greenville, City of, Ohio       |
| 4283. Deerfield, Township of, Ohio     | 4329. Greenville, Township of, Ohio   |
| 4284. Defiance, City of, Ohio          | 4330. Grove City, City of, Ohio       |
| 4285. Defiance, County of, Ohio        | 4331. Guernsey, County of, Ohio       |
| 4286. Defiance, Township of, Ohio      | 4332. Hamilton, City of, Ohio         |
| 4287. Delaware, City of, Ohio          | 4333. Hamilton, County of, Ohio       |
| 4288. Delaware City, Township of, Ohio | 4334. Hamilton, Township of, Ohio     |
| 4289. Delaware, County of, Ohio        | 4335. Hancock, County of, Ohio        |
| 4290. Delhi, Township of, Ohio         | 4336. Hardin, County of, Ohio         |
| 4291. Dover, City of, Ohio             | 4337. Harrison, City of, Ohio         |
| 4292. Dublin, City of, Ohio            | 4338. Harrison, County of, Ohio       |
| 4293. Duchouquet, Township of, Ohio    | 4339. Harrison, Township of, Ohio     |
| 4294. East Cleveland, City of, Ohio    | 4340. Heath, City of, Ohio            |
| 4295. East Liverpool, City of, Ohio    | 4341. Henry, County of, Ohio          |
| 4296. Eastlake, City of, Ohio          | 4342. Highland, County of, Ohio       |
| 4297. Elyria, City of, Ohio            | 4343. Hilliard, City of, Ohio         |
| 4298. Englewood, City of, Ohio         | 4344. Hocking, County of, Ohio        |
| 4299. Erie, County of, Ohio            | 4345. Holmes, County of, Ohio         |
| 4300. Etna, Township of, Ohio          | 4346. Howland, Township of, Ohio      |
| 4301. Euclid, City of, Ohio            | 4347. Hubbard, Township of, Ohio      |
| 4302. Fairborn, City of, Ohio          | 4348. Huber Heights, City of, Ohio    |
| 4303. Fairfield, City of, Ohio         | 4349. Hudson, City of, Ohio           |
| 4304. Fairfield, County of, Ohio       | 4350. Huron, County of, Ohio          |
| 4305. Fairfield, Township of, Ohio     | 4351. Huron, Township of, Ohio        |

- 4352. Ironton, City of, Ohio
- 4353. Jackson, County of, Ohio
- 4354. Jackson, Township of, Ohio
- 4355. Jefferson, County of, Ohio
- 4356. Jefferson, Township of, Ohio
- 4357. Kent, City of, Ohio
- 4358. Kettering, City of, Ohio
- 4359. Knox, County of, Ohio
- 4360. Lake, County of, Ohio
- 4361. Lake, Township of, Ohio
- 4362. Lakewood, City of, Ohio
- 4363. Lancaster, City of, Ohio
- 4364. Lancaster City, Township of, Ohio
- 4365. Lawrence, County of, Ohio
- 4366. Lawrence, Township of, Ohio
- 4367. Lebanon, City of, Ohio
- 4368. Lemon, Township of, Ohio
- 4369. Liberty, Township of, Ohio
- 4370. Licking, County of, Ohio
- 4371. Lima, City of, Ohio
- 4372. Logan, County of, Ohio
- 4373. London, City of, Ohio
- 4374. Lorain, City of, Ohio
- 4375. Lorain, County of, Ohio
- 4376. Loveland, City of, Ohio
- 4377. Lucas, County of, Ohio
- 4378. Lyndhurst, City of, Ohio
- 4379. Macedonia, City of, Ohio
- 4380. Mad River, Township of, Ohio
- 4381. Madison, County of, Ohio
- 4382. Madison, Township of, Ohio
- 4383. Mahoning, County of, Ohio
- 4384. Mansfield, City of, Ohio
- 4385. Maple Heights, City of, Ohio
- 4386. Marietta, City of, Ohio
- 4387. Marion, City of, Ohio
- 4388. Marion, County of, Ohio
- 4389. Marion, Township of, Ohio
- 4390. Marysville, City of, Ohio
- 4391. Mason, City of, Ohio
- 4392. Massillon, City of, Ohio
- 4393. Maumee, City of, Ohio
- 4394. Mayfield Heights, City of, Ohio
- 4395. Medina, City of, Ohio
- 4396. Medina City, Township of, Ohio
- 4397. Medina, County of, Ohio
- 4398. Meigs, County of, Ohio
- 4399. Mentor, City of, Ohio
- 4400. Mercer, County of, Ohio
- 4401. Miami, County of, Ohio
- 4402. Miami, Township of, Ohio
- 4403. Miamisburg, City of, Ohio
- 4404. Middleburg Heights, City of, Ohio
- 4405. Middletown, City of, Ohio
- 4406. Mifflin, Township of, Ohio
- 4407. Monclova, Township of, Ohio
- 4408. Monroe, City of, Ohio
- 4409. Monroe, County of, Ohio
- 4410. Monroe, Township of, Ohio
- 4411. Montgomery, City of, Ohio
- 4412. Montgomery, County of, Ohio
- 4413. Montville, Township of, Ohio
- 4414. Moorefield, Township of, Ohio
- 4415. Morgan, County of, Ohio
- 4416. Morrow, County of, Ohio
- 4417. Mount Vernon, City of, Ohio
- 4418. Muskingum, County of, Ohio
- 4419. New Albany, City of, Ohio
- 4420. New Franklin, City of, Ohio
- 4421. New Philadelphia, City of, Ohio
- 4422. Newark, City of, Ohio
- 4423. Niles, City of, Ohio
- 4424. Noble, County of, Ohio
- 4425. North Canton, City of, Ohio
- 4426. North Olmsted, City of, Ohio
- 4427. North Ridgeville, City of, Ohio
- 4428. North Royalton, City of, Ohio
- 4429. Norton, City of, Ohio
- 4430. Norwalk, City of, Ohio
- 4431. Norwich, Township of, Ohio
- 4432. Norwood, City of, Ohio
- 4433. Olmsted, Township of, Ohio
- 4434. Orange, Township of, Ohio
- 4435. Oregon, City of, Ohio
- 4436. Ottawa, County of, Ohio
- 4437. Oxford, City of, Ohio
- 4438. Oxford, Township of, Ohio
- 4439. Painesville, City of, Ohio
- 4440. Painesville, Township of, Ohio
- 4441. Paris, Township of, Ohio
- 4442. Parma, City of, Ohio
- 4443. Parma Heights, City of, Ohio

- 4444. Pataskala, City of, Ohio
- 4445. Paulding, County of, Ohio
- 4446. Pease, Township of, Ohio
- 4447. Perkins, Township of, Ohio
- 4448. Perry, County of, Ohio
- 4449. Perry, Township of, Ohio
- 4450. Perrysburg, City of, Ohio
- 4451. Perrysburg, Township of, Ohio
- 4452. Pickaway, County of, Ohio
- 4453. Pickerington, City of, Ohio
- 4454. Pierce, Township of, Ohio
- 4455. Pike, County of, Ohio
- 4456. Piqua, City of, Ohio
- 4457. Plain, Township of, Ohio
- 4458. Pleasant, Township of, Ohio
- 4459. Poland, Township of, Ohio
- 4460. Portage, County of, Ohio
- 4461. Portsmouth, City of, Ohio
- 4462. Powell, City of, Ohio
- 4463. Prairie, Township of, Ohio
- 4464. Preble, County of, Ohio
- 4465. Putnam, County of, Ohio
- 4466. Ravenna, City of, Ohio
- 4467. Reading, City of, Ohio
- 4468. Reynoldsburg, City of, Ohio
- 4469. Richland, County of, Ohio
- 4470. Richland, Township of, Ohio
- 4471. Richmond Heights, City of, Ohio
- 4472. Riverside, City of, Ohio
- 4473. Rocky River, City of, Ohio
- 4474. Ross, County of, Ohio
- 4475. Sagamore Hills, Township of, Ohio
- 4476. Salem, City of, Ohio
- 4477. Sandusky, City of, Ohio
- 4478. Sandusky, County of, Ohio
- 4479. Scioto, County of, Ohio
- 4480. Scioto, Township of, Ohio
- 4481. Seneca, County of, Ohio
- 4482. Seven Hills, City of, Ohio
- 4483. Shaker Heights, City of, Ohio
- 4484. Sharon, Township of, Ohio
- 4485. Sharonville, City of, Ohio
- 4486. Shawnee, Township of, Ohio
- 4487. Shelby, County of, Ohio
- 4488. Sidney, City of, Ohio
- 4489. Solon, City of, Ohio
- 4490. South Euclid, City of, Ohio
- 4491. Springboro, City of, Ohio
- 4492. Springdale, City of, Ohio
- 4493. Springfield, City of, Ohio
- 4494. Springfield, Township of, Ohio
- 4495. St. Marys, Township of, Ohio
- 4496. Stark, County of, Ohio
- 4497. Steubenville, City of, Ohio
- 4498. Stow, City of, Ohio
- 4499. Streetsboro, City of, Ohio
- 4500. Strongsville, City of, Ohio
- 4501. Struthers, City of, Ohio
- 4502. Summit, County of, Ohio
- 4503. Sycamore, Township of, Ohio
- 4504. Sylvania, City of, Ohio
- 4505. Sylvania, Township of, Ohio
- 4506. Symmes, Township of, Ohio
- 4507. Tallmadge, City of, Ohio
- 4508. Tiffin, City of, Ohio
- 4509. Tipp City, City of, Ohio
- 4510. Toledo, City of, Ohio
- 4511. Trenton, City of, Ohio
- 4512. Trotwood, City of, Ohio
- 4513. Troy, City of, Ohio
- 4514. Trumbull, County of, Ohio
- 4515. Truro, Township of, Ohio
- 4516. Turtlecreek, Township of, Ohio
- 4517. Tuscarawas, County of, Ohio
- 4518. Twinsburg, City of, Ohio
- 4519. Union, County of, Ohio
- 4520. Union, Township of, Ohio
- 4521. University Heights, City of, Ohio
- 4522. Upper Arlington, City of, Ohio
- 4523. Upper, Township of, Ohio
- 4524. Urbana, City of, Ohio
- 4525. Urbana, Township of, Ohio
- 4526. Van Wert, City of, Ohio
- 4527. Van Wert, County of, Ohio
- 4528. Vandalia, City of, Ohio
- 4529. Vermilion, City of, Ohio
- 4530. Vinton, County of, Ohio
- 4531. Violet, Township of, Ohio
- 4532. Wadsworth, City of, Ohio
- 4533. Warren, City of, Ohio
- 4534. Warren, County of, Ohio
- 4535. Warrensville Heights, City of, Ohio

4536. Washington, County of, Ohio
4537. Washington Court House, City of, Ohio
4538. Washington, Township of, Ohio
4539. Wayne, County of, Ohio
4540. Weathersfield, Township of, Ohio
4541. West Carrollton, City of, Ohio
4542. West Chester, Township of, Ohio
4543. Westerville, City of, Ohio
4544. Westlake, City of, Ohio
4545. Whitehall, City of, Ohio
4546. Wickliffe, City of, Ohio
4547. Williams, County of, Ohio
4548. Willoughby, City of, Ohio
4549. Willowick, City of, Ohio
4550. Wilmington, City of, Ohio
4551. Wood, County of, Ohio
4552. Wooster, City of, Ohio
4553. Worthington, City of, Ohio
4554. Wyandot, County of, Ohio
4555. Xenia, City of, Ohio
4556. Youngstown, City of, Ohio
4557. Zanesville, City of, Ohio
4558. Ada, City of, Oklahoma
4559. Adair, County of, Oklahoma
4560. Altus, City of, Oklahoma
4561. Ardmore, City of, Oklahoma
4562. Atoka, County of, Oklahoma
4563. Bartlesville, City of, Oklahoma
4564. Beckham, County of, Oklahoma
4565. Bethany, City of, Oklahoma
4566. Bixby, City of, Oklahoma
4567. Broken Arrow, City of, Oklahoma
4568. Bryan, County of, Oklahoma
4569. Caddo, County of, Oklahoma
4570. Canadian, County of, Oklahoma
4571. Carter, County of, Oklahoma
4572. Cherokee, County of, Oklahoma
4573. Chickasha, City of, Oklahoma
4574. Choctaw, City of, Oklahoma
4575. Choctaw, County of, Oklahoma
4576. Claremore, City of, Oklahoma
4577. Cleveland, County of, Oklahoma
4578. Comanche, County of, Oklahoma
4579. Coweta, City of, Oklahoma
4580. Craig, County of, Oklahoma
4581. Creek, County of, Oklahoma
4582. Custer, County of, Oklahoma
4583. Del City, City of, Oklahoma
4584. Delaware, County of, Oklahoma
4585. Duncan, City of, Oklahoma
4586. Durant, City of, Oklahoma
4587. Edmond, City of, Oklahoma
4588. El Reno, City of, Oklahoma
4589. Elk City, City of, Oklahoma
4590. Enid, City of, Oklahoma
4591. Garfield, County of, Oklahoma
4592. Garvin, County of, Oklahoma
4593. Glenpool, City of, Oklahoma
4594. Grady, County of, Oklahoma
4595. Guthrie, City of, Oklahoma
4596. Guymon, City of, Oklahoma
4597. Haskell, County of, Oklahoma
4598. Hughes, County of, Oklahoma
4599. Jackson, County of, Oklahoma
4600. Jenks, City of, Oklahoma
4601. Johnston, County of, Oklahoma
4602. Kay, County of, Oklahoma
4603. Kingfisher, County of, Oklahoma
4604. Latimer, County of, Oklahoma
4605. Lawton, City of, Oklahoma
4606. Le Flore, County of, Oklahoma
4607. Lincoln, County of, Oklahoma
4608. Logan, County of, Oklahoma
4609. Love, County of, Oklahoma
4610. Marshall, County of, Oklahoma
4611. Mayes, County of, Oklahoma
4612. McAlester, City of, Oklahoma
4613. McClain, County of, Oklahoma
4614. McCurtain, County of, Oklahoma
4615. McIntosh, County of, Oklahoma
4616. Miami, City of, Oklahoma
4617. Midwest City, City of, Oklahoma
4618. Moore, City of, Oklahoma
4619. Murray, County of, Oklahoma
4620. Muskogee, City of, Oklahoma
4621. Muskogee, County of, Oklahoma
4622. Mustang, City of, Oklahoma
4623. Newcastle, City of, Oklahoma
4624. Noble, County of, Oklahoma
4625. Norman, City of, Oklahoma
4626. Nowata, County of, Oklahoma

- |   |                                      |
|---|--------------------------------------|
| 4627. Okfuskee, County of, Oklahoma     | 4673. Columbia, County of, Oregon    |
| 4628. Oklahoma City, City of, Oklahoma  | 4674. Coos Bay, City of, Oregon      |
| 4629. Oklahoma, County of, Oklahoma     | 4675. Coos, County of, Oregon        |
| 4630. Okmulgee, City of, Oklahoma       | 4676. Cornelius, City of, Oregon     |
| 4631. Okmulgee, County of, Oklahoma     | 4677. Corvallis, City of, Oregon     |
| 4632. Osage, County of, Oklahoma        | 4678. Cottage Grove, City of, Oregon |
| 4633. Ottawa, County of, Oklahoma       | 4679. Crook, County of, Oregon       |
| 4634. Owasso, City of, Oklahoma         | 4680. Curry, County of, Oregon       |
| 4635. Pawnee, County of, Oklahoma       | 4681. Dallas, City of, Oregon        |
| 4636. Payne, County of, Oklahoma        | 4682. Deschutes, County of, Oregon   |
| 4637. Pittsburg, County of, Oklahoma    | 4683. Douglas, County of, Oregon     |
| 4638. Ponca City, City of, Oklahoma     | 4684. Eugene, City of, Oregon        |
| 4639. Pontotoc, County of, Oklahoma     | 4685. Forest Grove, City of, Oregon  |
| 4640. Pottawatomie, County of, Oklahoma | 4686. Gladstone, City of, Oregon     |
| 4641. Pushmataha, County of, Oklahoma   | 4687. Grants Pass, City of, Oregon   |
| 4642. Rogers, County of, Oklahoma       | 4688. Gresham, City of, Oregon       |
| 4643. Sand Springs, City of, Oklahoma   | 4689. Happy Valley, City of, Oregon  |
| 4644. Sapulpa, City of, Oklahoma        | 4690. Hermiston, City of, Oregon     |
| 4645. Seminole, County of, Oklahoma     | 4691. Hillsboro, City of, Oregon     |
| 4646. Sequoyah, County of, Oklahoma     | 4692. Hood River, County of, Oregon  |
| 4647. Shawnee, City of, Oklahoma        | 4693. Independence, City of, Oregon  |
| 4648. Stephens, County of, Oklahoma     | 4694. Jackson, County of, Oregon     |
| 4649. Stillwater, City of, Oklahoma     | 4695. Jefferson, County of, Oregon   |
| 4650. Tahlequah, City of, Oklahoma      | 4696. Josephine, County of, Oregon   |
| 4651. Texas, County of, Oklahoma        | 4697. Keizer, City of, Oregon        |
| 4652. Tulsa, City of, Oklahoma          | 4698. Klamath, County of, Oregon     |
| 4653. Tulsa, County of, Oklahoma        | 4699. Klamath Falls, City of, Oregon |
| 4654. Wagoner, County of, Oklahoma      | 4700. La Grande, City of, Oregon     |
| 4655. Warr Acres, City of, Oklahoma     | 4701. Lake Oswego, City of, Oregon   |
| 4656. Washington, County of, Oklahoma   | 4702. Lane, County of, Oregon        |
| 4657. Washita, County of, Oklahoma      | 4703. Lebanon, City of, Oregon       |
| 4658. Weatherford, City of, Oklahoma    | 4704. Lincoln, County of, Oregon     |
| 4659. Woodward, City of, Oklahoma       | 4705. Linn, County of, Oregon        |
| 4660. Woodward, County of, Oklahoma     | 4706. Malheur, County of, Oregon     |
| 4661. Yukon, City of, Oklahoma          | 4707. Marion, County of, Oregon      |
| 4662. Albany, City of, Oregon           | 4708. McMinnville, City of, Oregon   |
| 4663. Ashland, City of, Oregon          | 4709. Medford, City of, Oregon       |
| 4664. Astoria, City of, Oregon          | 4710. Milwaukie, City of, Oregon     |
| 4665. Baker, County of, Oregon          | 4711. Monmouth, City of, Oregon      |
| 4666. Beaverton, City of, Oregon        | 4712. Morrow, County of, Oregon      |
| 4667. Bend, City of, Oregon             | 4713. Multnomah, County of, Oregon   |
| 4668. Benton, County of, Oregon         | 4714. Newberg, City of, Oregon       |
| 4669. Canby, City of, Oregon            | 4715. Newport, City of, Oregon       |
| 4670. Central Point, City of, Oregon    | 4716. Ontario, City of, Oregon       |
| 4671. Clackamas, County of, Oregon      | 4717. Oregon City, City of, Oregon   |
| 4672. Clatsop, County of, Oregon        | 4718. Pendleton, City of, Oregon     |



- 4719. Polk, County of, Oregon
- 4720. Portland, City of, Oregon
- 4721. Prineville, City of, Oregon
- 4722. Redmond, City of, Oregon
- 4723. Roseburg, City of, Oregon
- 4724. Salem, City of, Oregon
- 4725. Sandy, City of, Oregon
- 4726. Sherwood, City of, Oregon
- 4727. Silverton, City of, Oregon
- 4728. Springfield, City of, Oregon
- 4729. St. Helens, City of, Oregon
- 4730. The Dalles, City of, Oregon
- 4731. Tigard, City of, Oregon
- 4732. Tillamook, County of, Oregon
- 4733. Troutdale, City of, Oregon
- 4734. Tualatin, City of, Oregon
- 4735. Umatilla, County of, Oregon
- 4736. Union, County of, Oregon
- 4737. Wasco, County of, Oregon
- 4738. Washington, County of, Oregon
- 4739. West Linn, City of, Oregon
- 4740. Wilsonville, City of, Oregon
- 4741. Woodburn, City of, Oregon
- 4742. Yamhill, County of, Oregon
- 4743. Abington, Township of,  
Pennsylvania
- 4744. Adams, County of, Pennsylvania
- 4745. Adams, Township of, Pennsylvania
- 4746. Allegheny, County of, Pennsylvania
- 4747. Allentown, City of, Pennsylvania
- 4748. Altoona, City of, Pennsylvania
- 4749. Amity, Township of, Pennsylvania
- 4750. Antrim, Township of, Pennsylvania
- 4751. Armstrong, County of, Pennsylvania
- 4752. Aston, Township of, Pennsylvania
- 4753. Baldwin, Borough of, Pennsylvania
- 4754. Beaver, County of, Pennsylvania
- 4755. Bedford, County of, Pennsylvania
- 4756. Bensalem, Township of,  
Pennsylvania
- 4757. Berks, County of, Pennsylvania
- 4758. Bethel Park, Municipality of,  
Pennsylvania
- 4759. Bethlehem, City of, Pennsylvania
- 4760. Bethlehem, Township of,  
Pennsylvania
- 4761. Blair, County of, Pennsylvania
- 4762. Bloomsburg, Town of, Pennsylvania
- 4763. Bradford, County of, Pennsylvania
- 4764. Bristol, Township of, Pennsylvania
- 4765. Buckingham, Township of,  
Pennsylvania
- 4766. Bucks, County of, Pennsylvania
- 4767. Butler, City of, Pennsylvania
- 4768. Butler, County of, Pennsylvania
- 4769. Butler, Township of, Pennsylvania
- 4770. Caln, Township of, Pennsylvania
- 4771. Cambria, County of, Pennsylvania
- 4772. Carbon, County of, Pennsylvania
- 4773. Carlisle, Borough of, Pennsylvania
- 4774. Cecil, Township of, Pennsylvania
- 4775. Center, Township of, Pennsylvania
- 4776. Centre, County of, Pennsylvania
- 4777. Chambersburg, Borough of,  
Pennsylvania
- 4778. Cheltenham, Township of,  
Pennsylvania
- 4779. Chester, City of, Pennsylvania
- 4780. Chester, County of, Pennsylvania
- 4781. Chestnuthill, Township of,  
Pennsylvania
- 4782. Clarion, County of, Pennsylvania
- 4783. Clearfield, County of, Pennsylvania
- 4784. Clinton, County of, Pennsylvania
- 4785. Coal, Township of, Pennsylvania
- 4786. Coatesville, City of, Pennsylvania
- 4787. College, Township of, Pennsylvania
- 4788. Columbia, Borough of, Pennsylvania
- 4789. Columbia, County of, Pennsylvania
- 4790. Concord, Township of, Pennsylvania
- 4791. Coolbaugh, Township of,  
Pennsylvania
- 4792. Cranberry, Township of,  
Pennsylvania
- 4793. Crawford, County of, Pennsylvania
- 4794. Cumberland, County of,  
Pennsylvania
- 4795. Cumru, Township of, Pennsylvania
- 4796. Darby, Borough of, Pennsylvania
- 4797. Dauphin, County of, Pennsylvania
- 4798. Delaware, County of, Pennsylvania
- 4799. Derry, Township of, Pennsylvania

- |   |  |
|---|--|
| 4800. Dingman, Township of,<br>Pennsylvania         | 4830. Franklin, County of, Pennsylvania            |
| 4801. Douglass, Township of,<br>Pennsylvania        | 4831. Franklin Park, Borough of,<br>Pennsylvania   |
| 4802. Dover, Township of, Pennsylvania              | 4832. Fulton, County of, Pennsylvania              |
| 4803. Doylestown, Township of,<br>Pennsylvania      | 4833. Greene, County of, Pennsylvania              |
| 4804. Dunmore, Borough of, Pennsylvania             | 4834. Greene, Township of, Pennsylvania            |
| 4805. East Cocalico, Township of,<br>Pennsylvania   | 4835. Greensburg, City of, Pennsylvania            |
| 4806. East Goshen, Township of,<br>Pennsylvania     | 4836. Guilford, Township of, Pennsylvania          |
| 4807. East Hempfield, Township of,<br>Pennsylvania  | 4837. Hamilton, Township of,<br>Pennsylvania       |
| 4808. East Lampeter, Township of,<br>Pennsylvania   | 4838. Hampden, Township of,<br>Pennsylvania        |
| 4809. East Norriton, Township of,<br>Pennsylvania   | 4839. Hampton, Township of,<br>Pennsylvania        |
| 4810. East Pennsboro, Township of,<br>Pennsylvania  | 4840. Hanover, Borough of, Pennsylvania            |
| 4811. East Stroudsburg, Borough of,<br>Pennsylvania | 4841. Hanover, Township of, Pennsylvania           |
| 4812. East Whiteland, Township of,<br>Pennsylvania  | 4842. Harborscreek, Township of,<br>Pennsylvania   |
| 4813. Easton, City of, Pennsylvania                 | 4843. Harrisburg, City of, Pennsylvania            |
| 4814. Easttown, Township of,<br>Pennsylvania        | 4844. Harrison, Township of, Pennsylvania          |
| 4815. Elizabeth, Township of,<br>Pennsylvania       | 4845. Hatfield, Township of, Pennsylvania          |
| 4816. Elizabethtown, Borough of,<br>Pennsylvania    | 4846. Haverford, Township of,<br>Pennsylvania      |
| 4817. Elk, County of, Pennsylvania                  | 4847. Hazleton, City of, Pennsylvania              |
| 4818. Emmaus, Borough of, Pennsylvania              | 4848. Hempfield, Township of,<br>Pennsylvania      |
| 4819. Ephrata, Borough of, Pennsylvania             | 4849. Hermitage, City of, Pennsylvania             |
| 4820. Ephrata, Township of, Pennsylvania            | 4850. Hilltown, Township of, Pennsylvania          |
| 4821. Erie, City of, Pennsylvania                   | 4851. Hopewell, Township of,<br>Pennsylvania       |
| 4822. Erie, County of, Pennsylvania                 | 4852. Horsham, Township of,<br>Pennsylvania        |
| 4823. Exeter, Township of, Pennsylvania             | 4853. Huntingdon, County of,<br>Pennsylvania       |
| 4824. Fairview, Township of, Pennsylvania           | 4854. Indiana, Borough of, Pennsylvania            |
| 4825. Falls, Township of, Pennsylvania              | 4855. Indiana, County of, Pennsylvania             |
| 4826. Fayette, County of, Pennsylvania              | 4856. Jefferson, County of, Pennsylvania           |
| 4827. Ferguson, Township of,<br>Pennsylvania        | 4857. Jefferson Hills, Borough of,<br>Pennsylvania |
| 4828. Forks, Township of, Pennsylvania              | 4858. Johnstown, City of, Pennsylvania             |
| 4829. Franconia, Township of,<br>Pennsylvania       | 4859. Juniata, County of, Pennsylvania             |
|   | 4860. Kingston, Borough of, Pennsylvania           |
|   | 4861. Lackawanna, County of,<br>Pennsylvania       |
|   | 4862. Lancaster, City of, Pennsylvania             |
|   | 4863. Lancaster, County of, Pennsylvania           |

- |   |   |
|---|---|
| 4864. Lancaster, Township of,<br>Pennsylvania         | 4892. Manheim, Township of,<br>Pennsylvania           |
| 4865. Lansdale, Borough of, Pennsylvania              | 4893. Manor, Township of, Pennsylvania                |
| 4866. Lansdowne, Borough of,<br>Pennsylvania          | 4894. Marple, Township of, Pennsylvania               |
| 4867. Lawrence, County of, Pennsylvania               | 4895. McCandless, Township of,<br>Pennsylvania        |
| 4868. Lebanon, City of, Pennsylvania                  | 4896. McKean, County of, Pennsylvania                 |
| 4869. Lebanon, County of, Pennsylvania                | 4897. McKeesport, City of, Pennsylvania               |
| 4870. Lehigh, County of, Pennsylvania                 | 4898. Meadville, City of, Pennsylvania                |
| 4871. Lehigh, Township of, Pennsylvania               | 4899. Mercer, County of, Pennsylvania                 |
| 4872. Lehman, Township of, Pennsylvania               | 4900. Middle Smithfield, Township of,<br>Pennsylvania |
| 4873. Limerick, Township of,<br>Pennsylvania          | 4901. Middletown, Township of,<br>Pennsylvania        |
| 4874. Logan, Township of, Pennsylvania                | 4902. Mifflin, County of, Pennsylvania                |
| 4875. Lower Allen, Township of,<br>Pennsylvania       | 4903. Milford, Township of, Pennsylvania              |
| 4876. Lower Burrell, City of, Pennsylvania            | 4904. Millcreek, Township of,<br>Pennsylvania         |
| 4877. Lower Gwynedd, Township of,<br>Pennsylvania     | 4905. Monroe, County of, Pennsylvania                 |
| 4878. Lower Macungie, Township of,<br>Pennsylvania    | 4906. Monroeville, Municipality of,<br>Pennsylvania   |
| 4879. Lower Makefield, Township of,<br>Pennsylvania   | 4907. Montgomery, County of,<br>Pennsylvania          |
| 4880. Lower Merion, Township of,<br>Pennsylvania      | 4908. Montgomery, Township of,<br>Pennsylvania        |
| 4881. Lower Moreland, Township of,<br>Pennsylvania    | 4909. Montour, County of, Pennsylvania                |
| 4882. Lower Paxton, Township of,<br>Pennsylvania      | 4910. Moon, Township of, Pennsylvania                 |
| 4883. Lower Pottsgrove, Township of,<br>Pennsylvania  | 4911. Mount Joy, Township of,<br>Pennsylvania         |
| 4884. Lower Providence, Township of,<br>Pennsylvania  | 4912. Mount Lebanon, Township of,<br>Pennsylvania     |
| 4885. Lower Salford, Township of,<br>Pennsylvania     | 4913. Mount Pleasant, Township of,<br>Pennsylvania    |
| 4886. Lower Saucon, Township of,<br>Pennsylvania      | 4914. Muhlenberg, Township of,<br>Pennsylvania        |
| 4887. Lower Southampton, Township of,<br>Pennsylvania | 4915. Munhall, Borough of, Pennsylvania               |
| 4888. Loyalsock, Township of,<br>Pennsylvania         | 4916. Murrys ville, Municipality of,<br>Pennsylvania  |
| 4889. Luzerne, County of, Pennsylvania                | 4917. Nanticoke, City of, Pennsylvania                |
| 4890. Lycoming, County of, Pennsylvania               | 4918. Nether Providence, Township of,<br>Pennsylvania |
| 4891. Manchester, Township of,<br>Pennsylvania        | 4919. New Britain, Township of,<br>Pennsylvania       |
|   | 4920. New Castle, City of, Pennsylvania               |
|   | 4921. New Garden, Township of,<br>Pennsylvania        |

- |   |   |
|---|---|
| 4922. New Hanover, Township of,<br>Pennsylvania         | 4949. Plumstead, Township of,<br>Pennsylvania       |
| 4923. New Kensington, City of,<br>Pennsylvania          | 4950. Plymouth, Township of,<br>Pennsylvania        |
| 4924. Newberry, Township of,<br>Pennsylvania            | 4951. Pocono, Township of, Pennsylvania             |
| 4925. Newtown, Township of,<br>Pennsylvania             | 4952. Potter, County of, Pennsylvania               |
| 4926. Norristown, Borough of,<br>Pennsylvania           | 4953. Pottstown, Borough of, Pennsylvania           |
| 4927. North Fayette, Township of,<br>Pennsylvania       | 4954. Pottsville, City of, Pennsylvania             |
| 4928. North Huntingdon, Township of,<br>Pennsylvania    | 4955. Radnor, Township of, Pennsylvania             |
| 4929. North Lebanon, Township of,<br>Pennsylvania       | 4956. Rapho, Township of, Pennsylvania              |
| 4930. North Middleton, Township of,<br>Pennsylvania     | 4957. Reading, City of, Pennsylvania                |
| 4931. North Strabane, Township of,<br>Pennsylvania      | 4958. Richland, Township of,<br>Pennsylvania        |
| 4932. North Union, Township of,<br>Pennsylvania         | 4959. Ridley, Township of, Pennsylvania             |
| 4933. North Whitehall, Township of,<br>Pennsylvania     | 4960. Robinson, Township of,<br>Pennsylvania        |
| 4934. Northampton, County of,<br>Pennsylvania           | 4961. Ross, Township of, Pennsylvania               |
| 4935. Northampton, Township of,<br>Pennsylvania         | 4962. Rostraver, Township of,<br>Pennsylvania       |
| 4936. Northumberland, County of,<br>Pennsylvania        | 4963. Salisbury, Township of,<br>Pennsylvania       |
| 4937. Palmer, Township of, Pennsylvania                 | 4964. Sandy, Township of, Pennsylvania              |
| 4938. Patton, Township of, Pennsylvania                 | 4965. Schuylkill, County of, Pennsylvania           |
| 4939. Penn Hills, Township of,<br>Pennsylvania          | 4966. Scott, Township of, Pennsylvania              |
| 4940. Penn, Township of, Pennsylvania                   | 4967. Scranton, City of, Pennsylvania               |
| 4941. Perry, County of, Pennsylvania                    | 4968. Shaler, Township of, Pennsylvania             |
| 4942. Peters, Township of, Pennsylvania                 | 4969. Sharon, City of, Pennsylvania                 |
| 4943. Philadelphia, City of/ County of,<br>Pennsylvania | 4970. Silver Spring, Township of,<br>Pennsylvania   |
| 4944. Phoenixville, Borough of,<br>Pennsylvania         | 4971. Skippack, Township of,<br>Pennsylvania        |
| 4945. Pike, County of, Pennsylvania                     | 4972. Snyder, County of, Pennsylvania               |
| 4946. Pine, Township of, Pennsylvania                   | 4973. Somerset, County of, Pennsylvania             |
| 4947. Pittsburgh, City of, Pennsylvania                 | 4974. Somerset, Township of,<br>Pennsylvania        |
| 4948. Plum, Borough of, Pennsylvania                    | 4975. South Fayette, Township of,<br>Pennsylvania   |
|   | 4976. South Lebanon, Township of,<br>Pennsylvania   |
|   | 4977. South Middleton, Township of,<br>Pennsylvania |
|   | 4978. South Park, Township of,<br>Pennsylvania      |
|   | 4979. South Union, Township of,<br>Pennsylvania     |

4980. South Whitehall, Township of, Pennsylvania
4981. Spring Garden, Township of, Pennsylvania
4982. Spring, Township of, Pennsylvania
4983. Springettsbury, Township of, Pennsylvania
4984. Springfield, Township of, Pennsylvania
4985. St. Marys, City of, Pennsylvania
4986. State College, Borough of, Pennsylvania
4987. Stroud, Township of, Pennsylvania
4988. Susquehanna, County of, Pennsylvania
4989. Susquehanna, Township of, Pennsylvania
4990. Swatara, Township of, Pennsylvania
4991. Tioga, County of, Pennsylvania
4992. Towamencin, Township of, Pennsylvania
4993. Tredyffrin, Township of, Pennsylvania
4994. Union, County of, Pennsylvania
4995. Unity, Township of, Pennsylvania
4996. Upper Allen, Township of, Pennsylvania
4997. Upper Chichester, Township of, Pennsylvania
4998. Upper Darby, Township of, Pennsylvania
4999. Upper Dublin, Township of, Pennsylvania
5000. Upper Gwynedd, Township of, Pennsylvania
5001. Upper Macungie, Township of, Pennsylvania
5002. Upper Merion, Township of, Pennsylvania
5003. Upper Moreland, Township of, Pennsylvania
5004. Upper Providence, Township of, Pennsylvania
5005. Upper Saucon, Township of, Pennsylvania
5006. Upper Southampton, Township of, Pennsylvania
5007. Upper St. Clair, Township of, Pennsylvania
5008. Upper Uwchlan, Township of, Pennsylvania
5009. Uwchlan, Township of, Pennsylvania
5010. Venango, County of, Pennsylvania
5011. Warminster, Township of, Pennsylvania
5012. Warren, County of, Pennsylvania
5013. Warrington, Township of, Pennsylvania
5014. Warwick, Township of, Pennsylvania
5015. Washington, City of, Pennsylvania
5016. Washington, County of, Pennsylvania
5017. Washington, Township of, Pennsylvania
5018. Wayne, County of, Pennsylvania
5019. Waynesboro, Borough of, Pennsylvania
5020. West Bradford, Township of, Pennsylvania
5021. West Chester, Borough of, Pennsylvania
5022. West Deer, Township of, Pennsylvania
5023. West Goshen, Township of, Pennsylvania
5024. West Hanover, Township of, Pennsylvania
5025. West Hempfield, Township of, Pennsylvania
5026. West Lampeter, Township of, Pennsylvania
5027. West Manchester, Township of, Pennsylvania
5028. West Mifflin, Borough of, Pennsylvania
5029. West Norriton, Township of, Pennsylvania
5030. West Whiteland, Township of, Pennsylvania

- |  |   |
|--|---|
| 5031. Westmoreland, County of, Pennsylvania      | 5060. Bayamón, Municipality of, Puerto Rico     |
| 5032. Westtown, Township of, Pennsylvania        | 5061. Cabo Rojo, Municipality of, Puerto Rico   |
| 5033. White, Township of, Pennsylvania           | 5062. Caguas, Municipality of, Puerto Rico      |
| 5034. Whitehall, Borough of, Pennsylvania        | 5063. Camuy, Municipality of, Puerto Rico       |
| 5035. Whitehall, Township of, Pennsylvania       | 5064. Canóvanas, Municipality of, Puerto Rico   |
| 5036. Whitmarsh, Township of, Pennsylvania       | 5065. Carolina, Municipality of, Puerto Rico    |
| 5037. Whitpain, Township of, Pennsylvania        | 5066. Cataño, Municipality of, Puerto Rico      |
| 5038. Wilkes-Barre, City of, Pennsylvania        | 5067. Cayey, Municipality of, Puerto Rico       |
| 5039. Wilkesburg, Borough of, Pennsylvania       | 5068. Ceiba, Municipality of, Puerto Rico       |
| 5040. Williamsport, City of, Pennsylvania        | 5069. Ciales, Municipality of, Puerto Rico      |
| 5041. Willistown, Township of, Pennsylvania      | 5070. Cidra, Municipality of, Puerto Rico       |
| 5042. Windsor, Township of, Pennsylvania         | 5071. Coamo, Municipality of, Puerto Rico       |
| 5043. Worcester, Township of, Pennsylvania       | 5072. Comerío, Municipality of, Puerto Rico     |
| 5044. Wyoming, County of, Pennsylvania           | 5073. Corozal, Municipality of, Puerto Rico     |
| 5045. Wyomissing, Borough of, Pennsylvania       | 5074. Dorado, Municipality of, Puerto Rico      |
| 5046. Yeadon, Borough of, Pennsylvania           | 5075. Fajardo, Municipality of, Puerto Rico     |
| 5047. York, City of, Pennsylvania                | 5076. Florida, Municipality of, Puerto Rico     |
| 5048. York, County of, Pennsylvania              | 5077. Guánica, Municipality of, Puerto Rico     |
| 5049. York, Township of, Pennsylvania            | 5078. Guayama, Municipality of, Puerto Rico     |
| 5050. Adjuntas, Municipality of, Puerto Rico     | 5079. Guayanilla, Municipality of, Puerto Rico  |
| 5051. Aguada, Municipality of, Puerto Rico       | 5080. Guaynabo, Municipality of, Puerto Rico    |
| 5052. Aguadilla, Municipality of, Puerto Rico    | 5081. Gurabo, Municipality of, Puerto Rico      |
| 5053. Aguas Buenas, Municipality of, Puerto Rico | 5082. Hatillo, Municipality of, Puerto Rico     |
| 5054. Aibonito, Municipality of, Puerto Rico     | 5083. Hormigueros, Municipality of, Puerto Rico |
| 5055. Añasco, Municipality of, Puerto Rico       | 5084. Humacao, Municipality of, Puerto Rico     |
| 5056. Arecibo, Municipality of, Puerto Rico      | 5085. Isabela, Municipality of, Puerto Rico     |
| 5057. Arroyo, Municipality of, Puerto Rico       | 5086. Jayuya, Municipality of, Puerto Rico      |
| 5058. Barceloneta, Municipality of, Puerto Rico  | 5087. Juana Díaz, Municipality of, Puerto Rico  |
| 5059. Barranquitas, Municipality of, Puerto Rico | 5088. Juncos, Municipality of, Puerto Rico      |
|  | 5089. Lajas, Municipality of, Puerto Rico       |
|  | 5090. Lares, Municipality of, Puerto Rico       |

- |   |   |
|---|---|
| 5091. Las Piedras, Municipality of, Puerto Rico   | 5117. Trujillo Alto, Municipality of, Puerto Rico |
| 5092. Loíza, Municipality of, Puerto Rico         | 5118. Utuado, Municipality of, Puerto Rico        |
| 5093. Luquillo, Municipality of, Puerto Rico      | 5119. Vega Alta, Municipality of, Puerto Rico     |
| 5094. Manatí, Municipality of, Puerto Rico        | 5120. Vega Baja, Municipality of, Puerto Rico     |
| 5095. Maunabo, Municipality of, Puerto Rico       | 5121. Villalba, Municipality of, Puerto Rico      |
| 5096. Mayagüez, Municipality of, Puerto Rico      | 5122. Yabucoa, Municipality of, Puerto Rico       |
| 5097. Moca, Municipality of, Puerto Rico          | 5123. Yauco, Municipality of, Puerto Rico         |
| 5098. Morovis, Municipality of, Puerto Rico       | 5124. Barrington, Town of, Rhode Island           |
| 5099. Naguabo, Municipality of, Puerto Rico       | 5125. Bristol, Town of, Rhode Island              |
| 5100. Naranjito, Municipality of, Puerto Rico     | 5126. Burrillville, Town of, Rhode Island         |
| 5101. Orocovis, Municipality of, Puerto Rico      | 5127. Central Falls, City of, Rhode Island        |
| 5102. Patillas, Municipality of, Puerto Rico      | 5128. Coventry, Town of, Rhode Island             |
| 5103. Peñuelas, Municipality of, Puerto Rico      | 5129. Cranston, City of, Rhode Island             |
| 5104. Ponce, Municipality of, Puerto Rico         | 5130. Cumberland, Town of, Rhode Island           |
| 5105. Quebradillas, Municipality of, Puerto Rico  | 5131. East Greenwich, Town of, Rhode Island       |
| 5106. Rincón, Municipality of, Puerto Rico        | 5132. East Providence, City of, Rhode Island      |
| 5107. Río Grande, Municipality of, Puerto Rico    | 5133. Glocester, Town of, Rhode Island            |
| 5108. Sabana Grande, Municipality of, Puerto Rico | 5134. Johnston, Town of, Rhode Island             |
| 5109. Salinas, Municipality of, Puerto Rico       | 5135. Lincoln, Town of, Rhode Island              |
| 5110. San Germán, Municipality of, Puerto Rico    | 5136. Middletown, Town of, Rhode Island           |
| 5111. San Juan, Municipality of, Puerto Rico      | 5137. Narragansett, Town of, Rhode Island         |
| 5112. San Lorenzo, Municipality of, Puerto Rico   | 5138. Newport, City of, Rhode Island              |
| 5113. San Sebastián, Municipality of, Puerto Rico | 5139. North Kingstown, Town of, Rhode Island      |
| 5114. Santa Isabel, Municipality of, Puerto Rico  | 5140. North Providence, Town of, Rhode Island     |
| 5115. Toa Alta, Municipality of, Puerto Rico      | 5141. North Smithfield, Town of, Rhode Island     |
| 5116. Toa Baja, Municipality of, Puerto Rico      | 5142. Pawtucket, City of, Rhode Island            |
|   | 5143. Portsmouth, Town of, Rhode Island           |
|   | 5144. Providence, City of, Rhode Island           |
|   | 5145. Scituate, Town of, Rhode Island             |
|   | 5146. Smithfield, Town of, Rhode Island           |
|   | 5147. South Kingstown, Town of, Rhode Island      |
|   | 5148. Tiverton, Town of, Rhode Island             |
|   | 5149. Warren, Town of, Rhode Island               |
|   | 5150. Warwick, City of, Rhode Island              |

- |   |   |
|---|---|
| 5151. West Warwick, Town of, Rhode Island     | 5190. Goose Creek, City of, South Carolina        |
| 5152. Westerly, Town of, Rhode Island         | 5191. Greenville, City of, South Carolina         |
| 5153. Woonsocket, City of, Rhode Island       | 5192. Greenville, County of, South Carolina       |
| 5154. Abbeville, County of, South Carolina    | 5193. Greenwood, City of, South Carolina          |
| 5155. Aiken, City of, South Carolina          | 5194. Greenwood, County of, South Carolina        |
| 5156. Aiken, County of, South Carolina        | 5195. Greer, City of, South Carolina              |
| 5157. Anderson, City of, South Carolina       | 5196. Hampton, County of, South Carolina          |
| 5158. Anderson, County of, South Carolina     | 5197. Hanahan, City of, South Carolina            |
| 5159. Bamberg, County of, South Carolina      | 5198. Hilton Head Island, Town of, South Carolina |
| 5160. Barnwell, County of, South Carolina     | 5199. Horry, County of, South Carolina            |
| 5161. Beaufort, City of, South Carolina       | 5200. Irmo, Town of, South Carolina               |
| 5162. Beaufort, County of, South Carolina     | 5201. James Island, Town of, South Carolina       |
| 5163. Berkeley, County of, South Carolina     | 5202. Jasper, County of, South Carolina           |
| 5164. Bluffton, Town of, South Carolina       | 5203. Kershaw, County of, South Carolina          |
| 5165. Calhoun, County of, South Carolina      | 5204. Lancaster, County of, South Carolina        |
| 5166. Cayce, City of, South Carolina          | 5205. Laurens, County of, South Carolina          |
| 5167. Charleston, City of, South Carolina     | 5206. Lee, County of, South Carolina              |
| 5168. Charleston, County of, South Carolina   | 5207. Lexington, County of, South Carolina        |
| 5169. Cherokee, County of, South Carolina     | 5208. Lexington, Town of, South Carolina          |
| 5170. Chester, County of, South Carolina      | 5209. Marion, County of, South Carolina           |
| 5171. Chesterfield, County of, South Carolina | 5210. Marlboro, County of, South Carolina         |
| 5172. Clarendon, County of, South Carolina    | 5211. Mauldin, City of, South Carolina            |
| 5173. Clemson, City of, South Carolina        | 5212. Moncks Corner, Town of, South Carolina      |
| 5174. Colleton, County of, South Carolina     | 5213. Mount Pleasant, Town of, South Carolina     |
| 5175. Columbia, City of, South Carolina       | 5214. Myrtle Beach, City of, South Carolina       |
| 5176. Conway, City of, South Carolina         | 5215. Newberry, City of, South Carolina           |
| 5177. Darlington, County of, South Carolina   | 5216. Newberry, County of, South Carolina         |
| 5178. Dillon, County of, South Carolina       | 5217. North Augusta, City of, South Carolina      |
| 5179. Dorchester, County of, South Carolina   | 5218. North Charleston, City of, South Carolina   |
| 5180. Easley, City of, South Carolina         | 5219. North Myrtle Beach, City of, South Carolina |
| 5181. Edgefield, County of, South Carolina    | 5220. Oconee, County of, South Carolina           |
| 5182. Fairfield, County of, South Carolina    | 5221. Orangeburg, City of, South Carolina         |
| 5183. Florence, City of, South Carolina       |   |
| 5184. Florence, County of, South Carolina     |   |
| 5185. Forest Acres, City of, South Carolina   |   |
| 5186. Fort Mill, Town of, South Carolina      |   |
| 5187. Fountain Inn, City of, South Carolina   |   |
| 5188. Gaffney, City of, South Carolina        |   |
| 5189. Georgetown, County of, South Carolina   |   |



- |   |  |
|---|--|
| 5222. Orangeburg, County of, South Carolina   | 5260. Pierre, City of, South Dakota      |
| 5223. Pickens, County of, South Carolina      | 5261. Rapid City, City of, South Dakota  |
| 5224. Port Royal, Town of, South Carolina     | 5262. Roberts, County of, South Dakota   |
| 5225. Richland, County of, South Carolina     | 5263. Sioux Falls, City of, South Dakota |
| 5226. Rock Hill, City of, South Carolina      | 5264. Spearfish, City of, South Dakota   |
| 5227. Saluda, County of, South Carolina       | 5265. Todd, County of, South Dakota      |
| 5228. Simpsonville, City of, South Carolina   | 5266. Union, County of, South Dakota     |
| 5229. Spartanburg, City of, South Carolina    | 5267. Vermillion, City of, South Dakota  |
| 5230. Spartanburg, County of, South Carolina  | 5268. Watertown, City of, South Dakota   |
| 5231. Summerville, Town of, South Carolina    | 5269. Yankton, City of, South Dakota     |
| 5232. Sumter, City of, South Carolina         | 5270. Yankton, County of, South Dakota   |
| 5233. Sumter, County of, South Carolina       | 5271. Anderson, County of, Tennessee     |
| 5234. Tega Cay, City of, South Carolina       | 5272. Arlington, Town of, Tennessee      |
| 5235. Union, County of, South Carolina        | 5273. Athens, City of, Tennessee         |
| 5236. West Columbia, City of, South Carolina  | 5274. Bartlett, City of, Tennessee       |
| 5237. Williamsburg, County of, South Carolina | 5275. Bedford, County of, Tennessee      |
| 5238. York, County of, South Carolina         | 5276. Benton, County of, Tennessee       |
| 5239. Aberdeen, City of, South Dakota         | 5277. Bledsoe, County of, Tennessee      |
| 5240. Beadle, County of, South Dakota         | 5278. Blount, County of, Tennessee       |
| 5241. Box Elder, City of, South Dakota        | 5279. Bradley, County of, Tennessee      |
| 5242. Brandon, City of, South Dakota          | 5280. Brentwood, City of, Tennessee      |
| 5243. Brookings, City of, South Dakota        | 5281. Bristol, City of, Tennessee        |
| 5244. Brookings, County of, South Dakota      | 5282. Campbell, County of, Tennessee     |
| 5245. Brown, County of, South Dakota          | 5283. Cannon, County of, Tennessee       |
| 5246. Butte, County of, South Dakota          | 5284. Carroll, County of, Tennessee      |
| 5247. Clay, County of, South Dakota           | 5285. Carter, County of, Tennessee       |
| 5248. Codington, County of, South Dakota      | 5286. Chattanooga, City of, Tennessee    |
| 5249. Davison, County of, South Dakota        | 5287. Cheatham, County of, Tennessee     |
| 5250. Hughes, County of, South Dakota         | 5288. Chester, County of, Tennessee      |
| 5251. Huron, City of, South Dakota            | 5289. Claiborne, County of, Tennessee    |
| 5252. Lake, County of, South Dakota           | 5290. Clarksville, City of, Tennessee    |
| 5253. Lawrence, County of, South Dakota       | 5291. Cleveland, City of, Tennessee      |
| 5254. Lincoln, County of, South Dakota        | 5292. Clinton, City of, Tennessee        |
| 5255. Meade, County of, South Dakota          | 5293. Cocke, County of, Tennessee        |
| 5256. Minnehaha, County of, South Dakota      | 5294. Coffee, County of, Tennessee       |
| 5257. Mitchell, City of, South Dakota         | 5295. Collegedale, City of, Tennessee    |
| 5258. Oglala Lakota, County of, South Dakota  | 5296. Collierville, Town of, Tennessee   |
| 5259. Pennington, County of, South Dakota     | 5297. Columbia, City of, Tennessee       |
|   | 5298. Cookeville, City of, Tennessee     |
|   | 5299. Crockett, County of, Tennessee     |
|   | 5300. Crossville, City of, Tennessee     |
|   | 5301. Cumberland, County of, Tennessee   |
|   | 5302. Decatur, County of, Tennessee      |
|   | 5303. DeKalb, County of, Tennessee       |
|   | 5304. Dickson, City of, Tennessee        |
|   | 5305. Dickson, County of, Tennessee      |

- 5306. Dyer, County of, Tennessee
- 5307. Dyersburg, City of, Tennessee
- 5308. East Ridge, City of, Tennessee
- 5309. Elizabethton, City of, Tennessee
- 5310. Farragut, Town of, Tennessee
- 5311. Fayette, County of, Tennessee
- 5312. Fentress, County of, Tennessee
- 5313. Franklin, City of, Tennessee
- 5314. Franklin, County of, Tennessee
- 5315. Gallatin, City of, Tennessee
- 5316. Germantown, City of, Tennessee
- 5317. Gibson, County of, Tennessee
- 5318. Giles, County of, Tennessee
- 5319. Goodlettsville, City of, Tennessee
- 5320. Grainger, County of, Tennessee
- 5321. Greene, County of, Tennessee
- 5322. Greeneville, Town of, Tennessee
- 5323. Grundy, County of, Tennessee
- 5324. Hamblen, County of, Tennessee
- 5325. Hamilton, County of, Tennessee
- 5326. Hardeman, County of, Tennessee
- 5327. Hardin, County of, Tennessee
- 5328. Hartsville/Trousdale, County of, Tennessee
- 5329. Hawkins, County of, Tennessee
- 5330. Haywood, County of, Tennessee
- 5331. Henderson, County of, Tennessee
- 5332. Hendersonville, City of, Tennessee
- 5333. Henry, County of, Tennessee
- 5334. Hickman, County of, Tennessee
- 5335. Humphreys, County of, Tennessee
- 5336. Jackson, City of, Tennessee
- 5337. Jackson, County of, Tennessee
- 5338. Jefferson, County of, Tennessee
- 5339. Johnson City, City of, Tennessee
- 5340. Johnson, County of, Tennessee
- 5341. Kingsport, City of, Tennessee
- 5342. Knox, County of, Tennessee
- 5343. Knoxville, City of, Tennessee
- 5344. La Vergne, City of, Tennessee
- 5345. Lakeland, City of, Tennessee
- 5346. Lauderdale, County of, Tennessee
- 5347. Lawrence, County of, Tennessee
- 5348. Lawrenceburg, City of, Tennessee
- 5349. Lebanon, City of, Tennessee
- 5350. Lewis, County of, Tennessee
- 5351. Lewisburg, City of, Tennessee
- 5352. Lincoln, County of, Tennessee
- 5353. Loudon, County of, Tennessee
- 5354. Macon, County of, Tennessee
- 5355. Madison, County of, Tennessee
- 5356. Manchester, City of, Tennessee
- 5357. Marion, County of, Tennessee
- 5358. Marshall, County of, Tennessee
- 5359. Martin, City of, Tennessee
- 5360. Maryville, City of, Tennessee
- 5361. Maury, County of, Tennessee
- 5362. McMinn, County of, Tennessee
- 5363. McMinnville, City of, Tennessee
- 5364. McNairy, County of, Tennessee
- 5365. Meigs, County of, Tennessee
- 5366. Memphis, City of, Tennessee
- 5367. Millington, City of, Tennessee
- 5368. Monroe, County of, Tennessee
- 5369. Montgomery, County of, Tennessee
- 5370. Morgan, County of, Tennessee
- 5371. Morristown, City of, Tennessee
- 5372. Mount Juliet, City of, Tennessee
- 5373. Murfreesboro, City of, Tennessee
- 5374. Nashville-Davidson, Metropolitan Government, Tennessee
- 5375. Nolensville, Town of, Tennessee
- 5376. Oak Ridge, City of, Tennessee
- 5377. Obion, County of, Tennessee
- 5378. Overton, County of, Tennessee
- 5379. Paris, City of, Tennessee
- 5380. Polk, County of, Tennessee
- 5381. Portland, City of, Tennessee
- 5382. Putnam, County of, Tennessee
- 5383. Red Bank, City of, Tennessee
- 5384. Rhea, County of, Tennessee
- 5385. Roane, County of, Tennessee
- 5386. Robertson, County of, Tennessee
- 5387. Rutherford, County of, Tennessee
- 5388. Scott, County of, Tennessee
- 5389. Sequatchie, County of, Tennessee
- 5390. Sevier, County of, Tennessee
- 5391. Sevierville, City of, Tennessee
- 5392. Shelby, County of, Tennessee
- 5393. Shelbyville, City of, Tennessee
- 5394. Smith, County of, Tennessee
- 5395. Smyrna, Town of, Tennessee

- |  |                                       |
|--|---------------------------------------|
| 5396. Soddy-Daisy, City of, Tennessee  | 5442. Bedford, City of, Texas         |
| 5397. Spring Hill, City of, Tennessee  | 5443. Bee, County of, Texas           |
| 5398. Springfield, City of, Tennessee  | 5444. Beeville, City of, Texas        |
| 5399. Stewart, County of, Tennessee    | 5445. Bell, County of, Texas          |
| 5400. Sullivan, County of, Tennessee   | 5446. Bellaire, City of, Texas        |
| 5401. Sumner, County of, Tennessee     | 5447. Bellmead, City of, Texas        |
| 5402. Tipton, County of, Tennessee     | 5448. Belton, City of, Texas          |
| 5403. Tullahoma, City of, Tennessee    | 5449. Benbrook, City of, Texas        |
| 5404. Unicoi, County of, Tennessee     | 5450. Bexar, County of, Texas         |
| 5405. Union City, City of, Tennessee   | 5451. Big Spring, City of, Texas      |
| 5406. Union, County of, Tennessee      | 5452. Blanco, County of, Texas        |
| 5407. Warren, County of, Tennessee     | 5453. Boerne, City of, Texas          |
| 5408. Washington, County of, Tennessee | 5454. Bonham, City of, Texas          |
| 5409. Wayne, County of, Tennessee      | 5455. Borger, City of, Texas          |
| 5410. Weakley, County of, Tennessee    | 5456. Bosque, County of, Texas        |
| 5411. White, County of, Tennessee      | 5457. Bowie, County of, Texas         |
| 5412. White House, City of, Tennessee  | 5458. Brazoria, County of, Texas      |
| 5413. Williamson, County of, Tennessee | 5459. Brazos, County of, Texas        |
| 5414. Wilson, County of, Tennessee     | 5460. Brenham, City of, Texas         |
| 5415. Abilene, City of, Texas          | 5461. Brown, County of, Texas         |
| 5416. Addison, Town of, Texas          | 5462. Brownsville, City of, Texas     |
| 5417. Alamo, City of, Texas            | 5463. Brownwood, City of, Texas       |
| 5418. Alice, City of, Texas            | 5464. Bryan, City of, Texas           |
| 5419. Allen, City of, Texas            | 5465. Buda, City of, Texas            |
| 5420. Alton, City of, Texas            | 5466. Burkburnett, City of, Texas     |
| 5421. Alvin, City of, Texas            | 5467. Burleson, City of, Texas        |
| 5422. Amarillo, City of, Texas         | 5468. Burleson, County of, Texas      |
| 5423. Anderson, County of, Texas       | 5469. Burnet, County of, Texas        |
| 5424. Andrews, City of, Texas          | 5470. Caldwell, County of, Texas      |
| 5425. Andrews, County of, Texas        | 5471. Calhoun, County of, Texas       |
| 5426. Angelina, County of, Texas       | 5472. Callahan, County of, Texas      |
| 5427. Angleton, City of, Texas         | 5473. Cameron, County of, Texas       |
| 5428. Anna, City of, Texas             | 5474. Camp, County of, Texas          |
| 5429. Aransas, County of, Texas        | 5475. Canyon, City of, Texas          |
| 5430. Arlington, City of, Texas        | 5476. Carrollton, City of, Texas      |
| 5431. Atascosa, County of, Texas       | 5477. Cass, County of, Texas          |
| 5432. Athens, City of, Texas           | 5478. Cedar Hill, City of, Texas      |
| 5433. Austin, City of, Texas           | 5479. Cedar Park, City of, Texas      |
| 5434. Austin, County of, Texas         | 5480. Celina, City of, Texas          |
| 5435. Azle, City of, Texas             | 5481. Chambers, County of, Texas      |
| 5436. Balch Springs, City of, Texas    | 5482. Cherokee, County of, Texas      |
| 5437. Bandera, County of, Texas        | 5483. Cibolo, City of, Texas          |
| 5438. Bastrop, County of, Texas        | 5484. Clay, County of, Texas          |
| 5439. Bay City, City of, Texas         | 5485. Cleburne, City of, Texas        |
| 5440. Baytown, City of, Texas          | 5486. Clute, City of, Texas           |
| 5441. Beaumont, City of, Texas         | 5487. College Station, City of, Texas |

- 5488. Colleyville, City of, Texas
- 5489. Collin, County of, Texas
- 5490. Colorado, County of, Texas
- 5491. Comal, County of, Texas
- 5492. Comanche, County of, Texas
- 5493. Conroe, City of, Texas
- 5494. Converse, City of, Texas
- 5495. Cooke, County of, Texas
- 5496. Coppell, City of, Texas
- 5497. Copperas Cove, City of, Texas
- 5498. Corinth, City of, Texas
- 5499. Corpus Christi, City of, Texas
- 5500. Corsicana, City of, Texas
- 5501. Coryell, County of, Texas
- 5502. Crowley, City of, Texas
- 5503. Dallas, City of, Texas
- 5504. Dallas, County of, Texas
- 5505. Dawson, County of, Texas
- 5506. Deaf Smith, County of, Texas
- 5507. Deer Park, City of, Texas
- 5508. Del Rio, City of, Texas
- 5509. Denison, City of, Texas
- 5510. Denton, City of, Texas
- 5511. Denton, County of, Texas
- 5512. DeSoto, City of, Texas
- 5513. DeWitt, County of, Texas
- 5514. Dickinson, City of, Texas
- 5515. Dimmit, County of, Texas
- 5516. Donna, City of, Texas
- 5517. Dumas, City of, Texas
- 5518. Duncanville, City of, Texas
- 5519. Duval, County of, Texas
- 5520. Eagle Pass, City of, Texas
- 5521. Eastland, County of, Texas
- 5522. Ector, County of, Texas
- 5523. Edinburg, City of, Texas
- 5524. El Campo, City of, Texas
- 5525. El Paso, City of, Texas
- 5526. El Paso, County of, Texas
- 5527. Elgin, City of, Texas
- 5528. Ellis, County of, Texas
- 5529. Ennis, City of, Texas
- 5530. Erath, County of, Texas
- 5531. Euless, City of, Texas
- 5532. Fair Oaks Ranch, City of, Texas
- 5533. Falls, County of, Texas
- 5534. Fannin, County of, Texas
- 5535. Farmers Branch, City of, Texas
- 5536. Fate, City of, Texas
- 5537. Fayette, County of, Texas
- 5538. Flower Mound, Town of, Texas
- 5539. Forest Hill, City of, Texas
- 5540. Forney, City of, Texas
- 5541. Fort Bend, County of, Texas
- 5542. Fort Worth, City of, Texas
- 5543. Franklin, County of, Texas
- 5544. Fredericksburg, City of, Texas
- 5545. Freeport, City of, Texas
- 5546. Freestone, County of, Texas
- 5547. Friendswood, City of, Texas
- 5548. Frio, County of, Texas
- 5549. Frisco, City of, Texas
- 5550. Fulshear, City of, Texas
- 5551. Gaines, County of, Texas
- 5552. Gainesville, City of, Texas
- 5553. Galena Park, City of, Texas
- 5554. Galveston, City of, Texas
- 5555. Galveston, County of, Texas
- 5556. Garland, City of, Texas
- 5557. Gatesville, City of, Texas
- 5558. Georgetown, City of, Texas
- 5559. Gillespie, County of, Texas
- 5560. Glenn Heights, City of, Texas
- 5561. Gonzales, County of, Texas
- 5562. Granbury, City of, Texas
- 5563. Grand Prairie, City of, Texas
- 5564. Grapevine, City of, Texas
- 5565. Gray, County of, Texas
- 5566. Grayson, County of, Texas
- 5567. Greenville, City of, Texas
- 5568. Gregg, County of, Texas
- 5569. Grimes, County of, Texas
- 5570. Groves, City of, Texas
- 5571. Guadalupe, County of, Texas
- 5572. Hale, County of, Texas
- 5573. Haltom City, City of, Texas
- 5574. Hardin, County of, Texas
- 5575. Harker Heights, City of, Texas
- 5576. Harlingen, City of, Texas
- 5577. Harris, County of, Texas
- 5578. Harrison, County of, Texas
- 5579. Hays, County of, Texas

5580. Henderson, City of, Texas	5626. Lakeway, City of, Texas
5581. Henderson, County of, Texas	5627. Lamar, County of, Texas
5582. Hereford, City of, Texas	5628. Lamb, County of, Texas
5583. Hewitt, City of, Texas	5629. Lampasas, County of, Texas
5584. Hidalgo, City of, Texas	5630. Lancaster, City of, Texas
5585. Hidalgo, County of, Texas	5631. Laredo, City of, Texas
5586. Highland, Village of, City of, Texas	5632. Lavaca, County of, Texas
5587. Hill, County of, Texas	5633. League City, City of, Texas
5588. Hockley, County of, Texas	5634. Leander, City of, Texas
5589. Hood, County of, Texas	5635. Lee, County of, Texas
5590. Hopkins, County of, Texas	5636. Leon, County of, Texas
5591. Horizon City, City of, Texas	5637. Leon Valley, City of, Texas
5592. Houston, City of, Texas	5638. Levelland, City of, Texas
5593. Houston, County of, Texas	5639. Lewisville, City of, Texas
5594. Howard, County of, Texas	5640. Liberty, County of, Texas
5595. Humble, City of, Texas	5641. Limestone, County of, Texas
5596. Hunt, County of, Texas	5642. Little Elm, City of, Texas
5597. Huntsville, City of, Texas	5643. Live Oak, City of, Texas
5598. Hurst, City of, Texas	5644. Live Oak, County of, Texas
5599. Hutchinson, County of, Texas	5645. Llano, County of, Texas
5600. Hutto, City of, Texas	5646. Lockhart, City of, Texas
5601. Ingleside, City of, Texas	5647. Longview, City of, Texas
5602. Irving, City of, Texas	5648. Lubbock, City of, Texas
5603. Jacinto City, City of, Texas	5649. Lubbock, County of, Texas
5604. Jackson, County of, Texas	5650. Lufkin, City of, Texas
5605. Jacksonville, City of, Texas	5651. Lumberton, City of, Texas
5606. Jasper, County of, Texas	5652. Madison, County of, Texas
5607. Jefferson, County of, Texas	5653. Manor, City of, Texas
5608. Jim Wells, County of, Texas	5654. Mansfield, City of, Texas
5609. Johnson, County of, Texas	5655. Manvel, City of, Texas
5610. Jones, County of, Texas	5656. Marshall, City of, Texas
5611. Karnes, County of, Texas	5657. Matagorda, County of, Texas
5612. Katy, City of, Texas	5658. Maverick, County of, Texas
5613. Kaufman, County of, Texas	5659. McAllen, City of, Texas
5614. Keller, City of, Texas	5660. McKinney, City of, Texas
5615. Kendall, County of, Texas	5661. McLennan, County of, Texas
5616. Kerr, County of, Texas	5662. Medina, County of, Texas
5617. Kerrville, City of, Texas	5663. Melissa, City of, Texas
5618. Kilgore, City of, Texas	5664. Mercedes, City of, Texas
5619. Killeen, City of, Texas	5665. Mesquite, City of, Texas
5620. Kingsville, City of, Texas	5666. Midland, City of, Texas
5621. Kleberg, County of, Texas	5667. Midland, County of, Texas
5622. Kyle, City of, Texas	5668. Midlothian, City of, Texas
5623. La Marque, City of, Texas	5669. Milam, County of, Texas
5624. La Porte, City of, Texas	5670. Mineral Wells, City of, Texas
5625. Lake Jackson, City of, Texas	5671. Mission, City of, Texas

5672. Missouri City, City of, Texas
5673. Montague, County of, Texas
5674. Montgomery, County of, Texas
5675. Moore, County of, Texas
5676. Morris, County of, Texas
5677. Mount Pleasant, City of, Texas
5678. Murphy, City of, Texas
5679. Nacogdoches, City of, Texas
5680. Nacogdoches, County of, Texas
5681. Navarro, County of, Texas
5682. Nederland, City of, Texas
5683. New Braunfels, City of, Texas
5684. Newton, County of, Texas
5685. Nolan, County of, Texas
5686. North Richland Hills, City of, Texas
5687. Nueces, County of, Texas
5688. Odessa, City of, Texas
5689. Orange, City of, Texas
5690. Orange, County of, Texas
5691. Palestine, City of, Texas
5692. Palo Pinto, County of, Texas
5693. Pampa, City of, Texas
5694. Panola, County of, Texas
5695. Paris, City of, Texas
5696. Parker, County of, Texas
5697. Pasadena, City of, Texas
5698. Pearland, City of, Texas
5699. Pearsall, City of, Texas
5700. Pecos, City of, Texas
5701. Pecos, County of, Texas
5702. Pflugerville, City of, Texas
5703. Pharr, City of, Texas
5704. Plainview, City of, Texas
5705. Plano, City of, Texas
5706. Pleasanton, City of, Texas
5707. Polk, County of, Texas
5708. Port Arthur, City of, Texas
5709. Port Lavaca, City of, Texas
5710. Port Neches, City of, Texas
5711. Portland, City of, Texas
5712. Potter, County of, Texas
5713. Princeton, City of, Texas
5714. Prosper, Town of, Texas
5715. Rains, County of, Texas
5716. Randall, County of, Texas
5717. Raymondville, City of, Texas
5718. Red Oak, City of, Texas
5719. Red River, County of, Texas
5720. Reeves, County of, Texas
5721. Richardson, City of, Texas
5722. Richmond, City of, Texas
5723. Rio Grande City, City of, Texas
5724. Robertson, County of, Texas
5725. Robinson, City of, Texas
5726. Robstown, City of, Texas
5727. Rockport, City of, Texas
5728. Rockwall, City of, Texas
5729. Rockwall, County of, Texas
5730. Roma, City of, Texas
5731. Rosenberg, City of, Texas
5732. Round Rock, City of, Texas
5733. Rowlett, City of, Texas
5734. Royse City, City of, Texas
5735. Runnels, County of, Texas
5736. Rusk, County of, Texas
5737. Sabine, County of, Texas
5738. Sachse, City of, Texas
5739. Saginaw, City of, Texas
5740. San Angelo, City of, Texas
5741. San Antonio, City of, Texas
5742. San Benito, City of, Texas
5743. San Jacinto, County of, Texas
5744. San Juan, City of, Texas
5745. San Marcos, City of, Texas
5746. San Patricio, County of, Texas
5747. Santa Fe, City of, Texas
5748. Schertz, City of, Texas
5749. Scurry, County of, Texas
5750. Seabrook, City of, Texas
5751. Seagoville, City of, Texas
5752. Seguin, City of, Texas
5753. Selma, City of, Texas
5754. Shelby, County of, Texas
5755. Sherman, City of, Texas
5756. Smith, County of, Texas
5757. Snyder, City of, Texas
5758. Socorro, City of, Texas
5759. South Houston, City of, Texas
5760. Southlake, City of, Texas
5761. Stafford, City of, Texas
5762. Starr, County of, Texas
5763. Stephenville, City of, Texas

- 5764. Sugar Land, City of, Texas
- 5765. Sulphur Springs, City of, Texas
- 5766. Sweetwater, City of, Texas
- 5767. Tarrant, County of, Texas
- 5768. Taylor, City of, Texas
- 5769. Taylor, County of, Texas
- 5770. Temple, City of, Texas
- 5771. Terrell, City of, Texas
- 5772. Terry, County of, Texas
- 5773. Texarkana, City of, Texas
- 5774. Texas City, City of, Texas
- 5775. The Colony, City of, Texas
- 5776. Titus, County of, Texas
- 5777. Tom Green, County of, Texas
- 5778. Tomball, City of, Texas
- 5779. Travis, County of, Texas
- 5780. Trinity, County of, Texas
- 5781. Trophy Club, Town of, Texas
- 5782. Tyler, City of, Texas
- 5783. Tyler, County of, Texas
- 5784. Universal City, City of, Texas
- 5785. University Park, City of, Texas
- 5786. Upshur, County of, Texas
- 5787. Uvalde, City of, Texas
- 5788. Uvalde, County of, Texas
- 5789. Val Verde, County of, Texas
- 5790. Van Zandt, County of, Texas
- 5791. Vernon, City of, Texas
- 5792. Victoria, City of, Texas
- 5793. Victoria, County of, Texas
- 5794. Vidor, City of, Texas
- 5795. Waco, City of, Texas
- 5796. Walker, County of, Texas
- 5797. Waller, County of, Texas
- 5798. Ward, County of, Texas
- 5799. Washington, County of, Texas
- 5800. Watauga, City of, Texas
- 5801. Waxahachie, City of, Texas
- 5802. Weatherford, City of, Texas
- 5803. Webb, County of, Texas
- 5804. Webster, City of, Texas
- 5805. Weslaco, City of, Texas
- 5806. West University Place, City of, Texas
- 5807. Wharton, County of, Texas
- 5808. White Settlement, City of, Texas
- 5809. Wichita, County of, Texas
- 5810. Wichita Falls, City of, Texas
- 5811. Wilbarger, County of, Texas
- 5812. Willacy, County of, Texas
- 5813. Williamson, County of, Texas
- 5814. Wilson, County of, Texas
- 5815. Wise, County of, Texas
- 5816. Wood, County of, Texas
- 5817. Wylie, City of, Texas
- 5818. Young, County of, Texas
- 5819. Zapata, County of, Texas
- 5820. Zavala, County of, Texas
- 5821. Alpine, City of, Utah
- 5822. American Fork, City of, Utah
- 5823. Bluffdale, City of, Utah
- 5824. Bountiful, City of, Utah
- 5825. Box Elder, County of, Utah
- 5826. Brigham City, City of, Utah
- 5827. Cache, County of, Utah
- 5828. Carbon, County of, Utah
- 5829. Cedar City, City of, Utah
- 5830. Cedar Hills, City of, Utah
- 5831. Centerville, City of, Utah
- 5832. Clearfield, City of, Utah
- 5833. Clinton, City of, Utah
- 5834. Cottonwood Heights, City of, Utah
- 5835. Davis, County of, Utah
- 5836. Draper, City of, Utah
- 5837. Duchesne, County of, Utah
- 5838. Eagle Mountain, City of, Utah
- 5839. Emery, County of, Utah
- 5840. Farmington, City of, Utah
- 5841. Grantsville, City of, Utah
- 5842. Heber, City of, Utah
- 5843. Herriman, City of, Utah
- 5844. Highland, City of, Utah
- 5845. Holladay, City of, Utah
- 5846. Hurricane, City of, Utah
- 5847. Iron, County of, Utah
- 5848. Juab, County of, Utah
- 5849. Kaysville, City of, Utah
- 5850. Kearns metro, Township of, Utah
- 5851. Layton, City of, Utah
- 5852. Lehi, City of, Utah
- 5853. Lindon, City of, Utah
- 5854. Logan, City of, Utah

- 5855. Magna metro, Township of, Utah
- 5856. Mapleton, City of, Utah
- 5857. Midvale, City of, Utah
- 5858. Millard, County of, Utah
- 5859. Millcreek, City of, Utah
- 5860. Morgan, County of, Utah
- 5861. Murray, City of, Utah
- 5862. North Logan, City of, Utah
- 5863. North Ogden, City of, Utah
- 5864. North Salt Lake, City of, Utah
- 5865. Ogden, City of, Utah
- 5866. Orem, City of, Utah
- 5867. Payson, City of, Utah
- 5868. Pleasant Grove, City of, Utah
- 5869. Pleasant View, City of, Utah
- 5870. Provo, City of, Utah
- 5871. Riverton, City of, Utah
- 5872. Roy, City of, Utah
- 5873. Salt Lake City, City of, Utah
- 5874. Salt Lake, County of, Utah
- 5875. San Juan, County of, Utah
- 5876. Sandy, City of, Utah
- 5877. Sanpete, County of, Utah
- 5878. Santaquin, City of, Utah
- 5879. Saratoga Springs, City of, Utah
- 5880. Sevier, County of, Utah
- 5881. Smithfield, City of, Utah
- 5882. South Jordan, City of, Utah
- 5883. South Ogden, City of, Utah
- 5884. South Salt Lake, City of, Utah
- 5885. Spanish Fork, City of, Utah
- 5886. Springville, City of, Utah
- 5887. St. George, City of, Utah
- 5888. Summit, County of, Utah
- 5889. Syracuse, City of, Utah
- 5890. Taylorsville, City of, Utah
- 5891. Tooele, City of, Utah
- 5892. Tooele, County of, Utah
- 5893. Uintah, County of, Utah
- 5894. Utah, County of, Utah
- 5895. Vernal, City of, Utah
- 5896. Vineyard, Town of, Utah
- 5897. Wasatch, County of, Utah
- 5898. Washington, City of, Utah
- 5899. Washington, County of, Utah
- 5900. Weber, County of, Utah
- 5901. West Haven, City of, Utah
- 5902. West Jordan, City of, Utah
- 5903. West Point, City of, Utah
- 5904. West Valley City, City of, Utah
- 5905. Woods Cross, City of, Utah
- 5906. Addison, County of, Vermont
- 5907. Bennington, County of, Vermont
- 5908. Bennington, Town of, Vermont
- 5909. Brattleboro, Town of, Vermont
- 5910. Burlington, City of, Vermont
- 5911. Caledonia, County of, Vermont
- 5912. Chittenden, County of, Vermont
- 5913. Colchester, Town of, Vermont
- 5914. Essex Junction, Village of, Vermont
- 5915. Essex, Town of, Vermont
- 5916. Franklin, County of, Vermont
- 5917. Lamoille, County of, Vermont
- 5918. Milton, Town of, Vermont
- 5919. Orange, County of, Vermont
- 5920. Orleans, County of, Vermont
- 5921. Rutland, City of, Vermont
- 5922. Rutland, County of, Vermont
- 5923. South Burlington, City of, Vermont
- 5924. Washington, County of, Vermont
- 5925. Williston, Town of, Vermont
- 5926. Windham, County of, Vermont
- 5927. Windsor, County of, Vermont
- 5928. Accomack, County of, Virginia
- 5929. Albemarle, County of, Virginia
- 5930. Alexandria, City of, Virginia
- 5931. Alleghany, County of, Virginia
- 5932. Amelia, County of, Virginia
- 5933. Amherst, County of, Virginia
- 5934. Appomattox, County of, Virginia
- 5935. Arlington, County of, Virginia
- 5936. Augusta, County of, Virginia
- 5937. Bedford, County of, Virginia
- 5938. Blacksburg, Town of, Virginia
- 5939. Botetourt, County of, Virginia
- 5940. Bristol, City of, Virginia
- 5941. Brunswick, County of, Virginia
- 5942. Buchanan, County of, Virginia
- 5943. Buckingham, County of, Virginia
- 5944. Campbell, County of, Virginia
- 5945. Caroline, County of, Virginia
- 5946. Carroll, County of, Virginia



5947. Charlotte, County of, Virginia
5948. Charlottesville, City of, Virginia
5949. Chesapeake, City of, Virginia
5950. Chesterfield, County of, Virginia
5951. Christiansburg, Town of, Virginia
5952. Clarke, County of, Virginia
5953. Colonial Heights, City of, Virginia
5954. Culpeper, County of, Virginia
5955. Culpeper, Town of, Virginia
5956. Danville, City of, Virginia
5957. Dickenson, County of, Virginia
5958. Dinwiddie, County of, Virginia
5959. Essex, County of, Virginia
5960. Fairfax, City of, Virginia
5961. Fairfax, County of, Virginia
5962. Falls Church, City of, Virginia
5963. Fauquier, County of, Virginia
5964. Floyd, County of, Virginia
5965. Fluvanna, County of, Virginia
5966. Franklin, County of, Virginia
5967. Frederick, County of, Virginia
5968. Fredericksburg, City of, Virginia
5969. Front Royal, Town of, Virginia
5970. Giles, County of, Virginia
5971. Gloucester, County of, Virginia
5972. Goochland, County of, Virginia
5973. Grayson, County of, Virginia
5974. Greene, County of, Virginia
5975. Greensville, County of, Virginia
5976. Halifax, County of, Virginia
5977. Hampton, City of, Virginia
5978. Hanover, County of, Virginia
5979. Harrisonburg, City of, Virginia
5980. Henrico, County of, Virginia
5981. Henry, County of, Virginia
5982. Herndon, Town of, Virginia
5983. Hopewell, City of, Virginia
5984. Isle of Wight, County of, Virginia
5985. James City, County of, Virginia
5986. King George, County of, Virginia
5987. King William, County of, Virginia
5988. Lancaster, County of, Virginia
5989. Lee, County of, Virginia
5990. Leesburg, Town of, Virginia
5991. Loudoun, County of, Virginia
5992. Louisa, County of, Virginia
5993. Lunenburg, County of, Virginia
5994. Lynchburg, City of, Virginia
5995. Madison, County of, Virginia
5996. Manassas, City of, Virginia
5997. Manassas Park, City of, Virginia
5998. Martinsville, City of, Virginia
5999. Mecklenburg, County of, Virginia
6000. Middlesex, County of, Virginia
6001. Montgomery, County of, Virginia
6002. Nelson, County of, Virginia
6003. New Kent, County of, Virginia
6004. Newport News, City of, Virginia
6005. Norfolk, City of, Virginia
6006. Northampton, County of, Virginia
6007. Northumberland, County of, Virginia
6008. Nottoway, County of, Virginia
6009. Orange, County of, Virginia
6010. Page, County of, Virginia
6011. Patrick, County of, Virginia
6012. Petersburg, City of, Virginia
6013. Pittsylvania, County of, Virginia
6014. Poquoson, City of, Virginia
6015. Portsmouth, City of, Virginia
6016. Powhatan, County of, Virginia
6017. Prince Edward, County of, Virginia
6018. Prince George, County of, Virginia
6019. Prince William, County of, Virginia
6020. Pulaski, County of, Virginia
6021. Purcellville, Town of, Virginia
6022. Radford, City of, Virginia
6023. Richmond, City of, Virginia
6024. Roanoke, City of, Virginia
6025. Roanoke, County of, Virginia
6026. Rockbridge, County of, Virginia
6027. Rockingham, County of, Virginia
6028. Russell, County of, Virginia
6029. Salem, City of, Virginia
6030. Scott, County of, Virginia
6031. Shenandoah, County of, Virginia
6032. Smyth, County of, Virginia
6033. Southampton, County of, Virginia
6034. Spotsylvania, County of, Virginia
6035. Stafford, County of, Virginia
6036. Staunton, City of, Virginia
6037. Suffolk, City of, Virginia
6038. Sussex, County of, Virginia

- 6039. Tazewell, County of, Virginia
- 6040. Vienna, Town of, Virginia
- 6041. Virginia Beach, City of, Virginia
- 6042. Warren, County of, Virginia
- 6043. Warrenton, Town of, Virginia
- 6044. Washington, County of, Virginia
- 6045. Waynesboro, City of, Virginia
- 6046. Westmoreland, County of, Virginia
- 6047. Williamsburg, City of, Virginia
- 6048. Winchester, City of, Virginia
- 6049. Wise, County of, Virginia
- 6050. Wythe, County of, Virginia
- 6051. York, County of, Virginia
- 6052. Aberdeen, City of, Washington
- 6053. Adams, County of, Washington
- 6054. Anacortes, City of, Washington
- 6055. Arlington, City of, Washington
- 6056. Asotin, County of, Washington
- 6057. Auburn, City of, Washington
- 6058. Bainbridge Island, City of,  
Washington
- 6059. Battle Ground, City of, Washington
- 6060. Bellevue, City of, Washington
- 6061. Bellingham, City of, Washington
- 6062. Benton, County of, Washington
- 6063. Bonney Lake, City of, Washington
- 6064. Bothell, City of, Washington
- 6065. Bremerton, City of, Washington
- 6066. Burien, City of, Washington
- 6067. Camas, City of, Washington
- 6068. Centralia, City of, Washington
- 6069. Chelan, County of, Washington
- 6070. Cheney, City of, Washington
- 6071. Clallam, County of, Washington
- 6072. Clark, County of, Washington
- 6073. Covington, City of, Washington
- 6074. Cowlitz, County of, Washington
- 6075. Des Moines, City of, Washington
- 6076. Douglas, County of, Washington
- 6077. East Wenatchee, City of,  
Washington
- 6078. Edgewood, City of, Washington
- 6079. Edmonds, City of, Washington
- 6080. Ellensburg, City of, Washington
- 6081. Enumclaw, City of, Washington
- 6082. Everett, City of, Washington
- 6083. Federal Way, City of, Washington
- 6084. Ferndale, City of, Washington
- 6085. Fife, City of, Washington
- 6086. Franklin, County of, Washington
- 6087. Gig Harbor, City of, Washington
- 6088. Grandview, City of, Washington
- 6089. Grant, County of, Washington
- 6090. Grays Harbor, County of,  
Washington
- 6091. Island, County of, Washington
- 6092. Issaquah, City of, Washington
- 6093. Jefferson, County of, Washington
- 6094. Kelso, City of, Washington
- 6095. Kenmore, City of, Washington
- 6096. Kennewick, City of, Washington
- 6097. Kent, City of, Washington
- 6098. King, County of, Washington
- 6099. Kirkland, City of, Washington
- 6100. Kitsap, County of, Washington
- 6101. Kittitas, County of, Washington
- 6102. Klickitat, County of, Washington
- 6103. Lacey, City of, Washington
- 6104. Lake Forest Park, City of,  
Washington
- 6105. Lake Stevens, City of, Washington
- 6106. Lakewood, City of, Washington
- 6107. Lewis, County of, Washington
- 6108. Liberty Lake, City of, Washington
- 6109. Lincoln, County of, Washington
- 6110. Longview, City of, Washington
- 6111. Lynden, City of, Washington
- 6112. Lynnwood, City of, Washington
- 6113. Maple Valley, City of, Washington
- 6114. Marysville, City of, Washington
- 6115. Mason, County of, Washington
- 6116. Mercer Island, City of, Washington
- 6117. Mill Creek, City of, Washington
- 6118. Monroe, City of, Washington
- 6119. Moses Lake, City of, Washington
- 6120. Mount Vernon, City of, Washington
- 6121. Mountlake Terrace, City of,  
Washington
- 6122. Mukilteo, City of, Washington
- 6123. Newcastle, City of, Washington
- 6124. Oak Harbor, City of, Washington
- 6125. Okanogan, County of, Washington

- |  |   |
|--|---|
| 6126. Olympia, City of, Washington             | 6171. Yakima, City of, Washington         |
| 6127. Pacific, County of, Washington           | 6172. Yakima, County of, Washington       |
| 6128. Pasco, City of, Washington               | 6173. Adams, County of, Wisconsin         |
| 6129. Pend Oreille, County of, Washington      | 6174. Allouez, Village of, Wisconsin      |
| 6130. Pierce, County of, Washington            | 6175. Appleton, City of, Wisconsin        |
| 6131. Port Angeles, City of, Washington        | 6176. Ashland, County of, Wisconsin       |
| 6132. Port Orchard, City of, Washington        | 6177. Ashwaubenon, Village of, Wisconsin  |
| 6133. Poulsbo, City of, Washington             | 6178. Baraboo, City of, Wisconsin         |
| 6134. Pullman, City of, Washington             | 6179. Barron, County of, Wisconsin        |
| 6135. Puyallup, City of, Washington            | 6180. Bayfield, County of, Wisconsin      |
| 6136. Redmond, City of, Washington             | 6181. Beaver Dam, City of, Wisconsin      |
| 6137. Renton, City of, Washington              | 6182. Bellevue, Village of, Wisconsin     |
| 6138. Richland, City of, Washington            | 6183. Beloit, City of, Wisconsin          |
| 6139. Sammamish, City of, Washington           | 6184. Brookfield, City of, Wisconsin      |
| 6140. San Juan, County of, Washington          | 6185. Brown, County of, Wisconsin         |
| 6141. SeaTac, City of, Washington              | 6186. Brown Deer, Village of, Wisconsin   |
| 6142. Seattle, City of, Washington             | 6187. Buffalo, County of, Wisconsin       |
| 6143. Sedro-Woolley, City of, Washington       | 6188. Burlington, City of, Wisconsin      |
| 6144. Shelton, City of, Washington             | 6189. Burnett, County of, Wisconsin       |
| 6145. Shoreline, City of, Washington           | 6190. Caledonia, Village of, Wisconsin    |
| 6146. Skagit, County of, Washington            | 6191. Calumet, County of, Wisconsin       |
| 6147. Skamania, County of, Washington          | 6192. Cedarburg, City of, Wisconsin       |
| 6148. Snohomish, City of, Washington           | 6193. Chippewa, County of, Wisconsin      |
| 6149. Snohomish, County of, Washington         | 6194. Chippewa Falls, City of, Wisconsin  |
| 6150. Snoqualmie, City of, Washington          | 6195. Clark, County of, Wisconsin         |
| 6151. Spokane, City of, Washington             | 6196. Columbia, County of, Wisconsin      |
| 6152. Spokane, County of, Washington           | 6197. Crawford, County of, Wisconsin      |
| 6153. Spokane Valley, City of, Washington      | 6198. Cudahy, City of, Wisconsin          |
| 6154. Stevens, County of, Washington           | 6199. Dane, County of, Wisconsin          |
| 6155. Sumner, City of, Washington              | 6200. De Pere, City of, Wisconsin         |
| 6156. Sunnyside, City of, Washington           | 6201. DeForest, Village of, Wisconsin     |
| 6157. Tacoma, City of, Washington              | 6202. Dodge, County of, Wisconsin         |
| 6158. Thurston, County of, Washington          | 6203. Door, County of, Wisconsin          |
| 6159. Tukwila, City of, Washington             | 6204. Douglas, County of, Wisconsin       |
| 6160. Tumwater, City of, Washington            | 6205. Dunn, County of, Wisconsin          |
| 6161. University Place, City of,<br>Washington | 6206. Eau Claire, City of, Wisconsin      |
| 6162. Vancouver, City of, Washington           | 6207. Eau Claire, County of, Wisconsin    |
| 6163. Walla Walla, City of, Washington         | 6208. Elkhorn, City of, Wisconsin         |
| 6164. Walla Walla, County of, Washington       | 6209. Fitchburg, City of, Wisconsin       |
| 6165. Washougal, City of, Washington           | 6210. Fond du Lac, City of, Wisconsin     |
| 6166. Wenatchee, City of, Washington           | 6211. Fond du Lac, County of, Wisconsin   |
| 6167. West Richland, City of, Washington       | 6212. Fort Atkinson, City of, Wisconsin   |
| 6168. Whatcom, County of, Washington           | 6213. Fox Crossing, Village of, Wisconsin |
| 6169. Whitman, County of, Washington           | 6214. Franklin, City of, Wisconsin        |
| 6170. Woodinville, City of, Washington         | 6215. Germantown, Village of, Wisconsin   |
|  | 6216. Glendale, City of, Wisconsin        |

- |  |   |
|--|---|
| 6217. Grafton, Village of, Wisconsin         | 6262. Milwaukee, County of, Wisconsin         |
| 6218. Grand Chute, Town of, Wisconsin        | 6263. Monroe, City of, Wisconsin              |
| 6219. Grant, County of, Wisconsin            | 6264. Monroe, County of, Wisconsin            |
| 6220. Green Bay, City of, Wisconsin          | 6265. Mount Pleasant, Village of, Wisconsin   |
| 6221. Green, County of, Wisconsin            | 6266. Muskego, City of, Wisconsin             |
| 6222. Green Lake, County of, Wisconsin       | 6267. Neenah, City of, Wisconsin              |
| 6223. Greendale, Village of, Wisconsin       | 6268. New Berlin, City of, Wisconsin          |
| 6224. Greenfield, City of, Wisconsin         | 6269. Oak Creek, City of, Wisconsin           |
| 6225. Greenville, Town of, Wisconsin         | 6270. Oconomowoc, City of, Wisconsin          |
| 6226. Harrison, Village of, Wisconsin        | 6271. Oconto, County of, Wisconsin            |
| 6227. Hartford, City of, Wisconsin           | 6272. Onalaska, City of, Wisconsin            |
| 6228. Hobart, Village of, Wisconsin          | 6273. Oneida, County of, Wisconsin            |
| 6229. Holmen, Village of, Wisconsin          | 6274. Oregon, Village of, Wisconsin           |
| 6230. Howard, Village of, Wisconsin          | 6275. Oshkosh, City of, Wisconsin             |
| 6231. Hudson, City of, Wisconsin             | 6276. Outagamie, County of, Wisconsin         |
| 6232. Iowa, County of, Wisconsin             | 6277. Ozaukee, County of, Wisconsin           |
| 6233. Jackson, County of, Wisconsin          | 6278. Pewaukee, City of, Wisconsin            |
| 6234. Janesville, City of, Wisconsin         | 6279. Pierce, County of, Wisconsin            |
| 6235. Jefferson, County of, Wisconsin        | 6280. Platteville, City of, Wisconsin         |
| 6236. Juneau, County of, Wisconsin           | 6281. Pleasant Prairie, Village of, Wisconsin |
| 6237. Kaukauna, City of, Wisconsin           | 6282. Plover, Village of, Wisconsin           |
| 6238. Kenosha, City of, Wisconsin            | 6283. Polk, County of, Wisconsin              |
| 6239. Kenosha, County of, Wisconsin          | 6284. Port Washington, City of, Wisconsin     |
| 6240. Kewaunee, County of, Wisconsin         | 6285. Portage, City of, Wisconsin             |
| 6241. La Crosse, City of, Wisconsin          | 6286. Portage, County of, Wisconsin           |
| 6242. La Crosse, County of, Wisconsin        | 6287. Price, County of, Wisconsin             |
| 6243. Lafayette, County of, Wisconsin        | 6288. Racine, City of, Wisconsin              |
| 6244. Langlade, County of, Wisconsin         | 6289. Racine, County of, Wisconsin            |
| 6245. Lincoln, County of, Wisconsin          | 6290. Richfield, Village of, Wisconsin        |
| 6246. Lisbon, Town of, Wisconsin             | 6291. Richland, County of, Wisconsin          |
| 6247. Little Chute, Village of, Wisconsin    | 6292. River Falls, City of, Wisconsin         |
| 6248. Madison, City of, Wisconsin            | 6293. Rock, County of, Wisconsin              |
| 6249. Manitowoc, City of, Wisconsin          | 6294. Rusk, County of, Wisconsin              |
| 6250. Manitowoc, County of, Wisconsin        | 6295. Salem Lakes, Village of, Wisconsin      |
| 6251. Marathon, County of, Wisconsin         | 6296. Sauk, County of, Wisconsin              |
| 6252. Marinette, City of, Wisconsin          | 6297. Sawyer, County of, Wisconsin            |
| 6253. Marinette, County of, Wisconsin        | 6298. Shawano, County of, Wisconsin           |
| 6254. Marquette, County of, Wisconsin        | 6299. Sheboygan, City of, Wisconsin           |
| 6255. Marshfield, City of, Wisconsin         | 6300. Sheboygan, County of, Wisconsin         |
| 6256. Menasha, City of, Wisconsin            | 6301. Shorewood, Village of, Wisconsin        |
| 6257. Menomonee Falls, Village of, Wisconsin | 6302. South Milwaukee, City of, Wisconsin     |
| 6258. Menomonie, City of, Wisconsin          | 6303. St. Croix, County of, Wisconsin         |
| 6259. Mequon, City of, Wisconsin             | 6304. Stevens Point, City of, Wisconsin       |
| 6260. Middleton, City of, Wisconsin          |   |
| 6261. Milwaukee, City of, Wisconsin          |   |

- 6305. Stoughton, City of, Wisconsin
- 6306. Suamico, Village of, Wisconsin
- 6307. Sun Prairie, City of, Wisconsin
- 6308. Superior, City of, Wisconsin
- 6309. Sussex, Village of, Wisconsin
- 6310. Taylor, County of, Wisconsin
- 6311. Trempealeau, County of, Wisconsin
- 6312. Two Rivers, City of, Wisconsin
- 6313. Vernon, County of, Wisconsin
- 6314. Verona, City of, Wisconsin
- 6315. Vilas, County of, Wisconsin
- 6316. Walworth, County of, Wisconsin
- 6317. Washburn, County of, Wisconsin
- 6318. Washington, County of, Wisconsin
- 6319. Watertown, City of, Wisconsin
- 6320. Waukesha, City of, Wisconsin
- 6321. Waukesha, County of, Wisconsin
- 6322. Waunakee, Village of, Wisconsin
- 6323. Waupaca, County of, Wisconsin
- 6324. Waupun, City of, Wisconsin
- 6325. Wausau, City of, Wisconsin
- 6326. Waushara, County of, Wisconsin
- 6327. Wauwatosa, City of, Wisconsin
- 6328. West Allis, City of, Wisconsin
- 6329. West Bend, City of, Wisconsin
- 6330. Weston, Village of, Wisconsin
- 6331. Whitefish Bay, Village of,  
Wisconsin
- 6332. Whitewater, City of, Wisconsin
- 6333. Winnebago, County of, Wisconsin
- 6334. Wisconsin Rapids, City of,  
Wisconsin
- 6335. Wood, County of, Wisconsin
- 6336. Albany, County of, Wyoming
- 6337. Big Horn, County of, Wyoming
- 6338. Campbell, County of, Wyoming
- 6339. Carbon, County of, Wyoming
- 6340. Casper, City of, Wyoming
- 6341. Cheyenne, City of, Wyoming
- 6342. Converse, County of, Wyoming
- 6343. Evanston, City of, Wyoming
- 6344. Fremont, County of, Wyoming
- 6345. Gillette, City of, Wyoming
- 6346. Goshen, County of, Wyoming
- 6347. Green River, City of, Wyoming
- 6348. Jackson, Town of, Wyoming
- 6349. Laramie, City of, Wyoming
- 6350. Laramie, County of, Wyoming
- 6351. Lincoln, County of, Wyoming
- 6352. Natrona, County of, Wyoming
- 6353. Park, County of, Wyoming
- 6354. Riverton, City of, Wyoming
- 6355. Rock Springs, City of, Wyoming
- 6356. Sheridan, City of, Wyoming
- 6357. Sheridan, County of, Wyoming
- 6358. Sweetwater, County of, Wyoming
- 6359. Teton, County of, Wyoming
- 6360. Uinta, County of, Wyoming

**EXHIBIT J****Illustrative List of Released Entities**

- |  |   |
|--|---|
| 1. CVS Health Corporation                  | 37. 5th Street Perkasio CVS, Inc.                 |
| 2. CVS Caremark Corporation                | 38. 6th NEC CVS, L.L.C.                           |
| 3. CVS/Caremark Corporation                | 39. 7 Mile CVS, Inc.                              |
| 4. CVS Corporation                         | 40. 711 Maple Road, Inc.                          |
| 5. CVS Pharmacy, Inc.                      | 41. 74th Miami CVS, L.L.C.                        |
| 6. CVS, Inc.                               | 42. 76th Stony Chicago CVS, L.L.C.                |
| 7. CVS Distribution, Inc.                  | 43. 79th Street CVS, L.L.C.                       |
| 8. Mark Steven Service Merchandisers, Inc. | 44. 7th Phoenix CVS, L.L.C.                       |
| 9. Mark Steven, Inc.                       | 45. 85th Ave CVS, L.L.C.                          |
| 10. @Credentials Inc.                      | 46. 87th Avenue CVS, L.L.C.                       |
| 11. 103rd Avenue CVS, L.L.C.               | 47. 8th Street CVS, L.L.C.                        |
| 12. 10th Ave Minneapolis CVS, L.L.C.       | 48. 976 MIAMI RE, L.L.C.                          |
| 13. 115th Chicago CVS, L.L.C.              | 49. Aberdeen CVS, Inc.                            |
| 14. 131st Street CVS, L.L.C.               | 50. Abington CVS, Inc.                            |
| 15. 1500 Lexington CVS, L.L.C.             | 51. Abrams Arlington CVS, L.P.                    |
| 16. 167th North Miami CVS, L.L.C.          | 52. Absecon CVS, Inc.                             |
| 17. 175 West Road Ellington, Inc.          | 53. Accendo Holding Company                       |
| 18. 186th Miami CVS, L.L.C.                | 54. Accendo Holding Company                       |
| 19. 18th and L Street CVS, Inc.            | 55. Accendo Insurance Company                     |
| 20. 25th Street CVS, Inc.                  | 56. Accordant Common, L.L.C.                      |
| 21. 26th Kostner CVS, L.L.C.               | 57. Accordant Health Services, Inc.               |
| 22. 27th Avenue CVS, Inc.                  | 58. Accordant Health Services, L.L.C.             |
| 23. 295 Westport Ave. CVS, Inc.            | 59. Accordant Integrated Services, Inc.           |
| 24. 34th Street CVS, Inc.                  | 60. Accuscript MO, Inc.                           |
| 25. 37th Minneapolis CVS, L.L.C.           | 61. Acme Hospital and Life Insurance Company      |
| 26. 38th Street CVS, Inc.                  | 62. ACS ACQCO CORP.                               |
| 27. 39th Independence CVS, Inc.            | 63. ACS Primary Care Physicians-Midwest, S.C.     |
| 28. 419 West Main Street Pharmacy, Inc.    | 64. ACS Primary Care Physicians-New England, P.C. |
| 29. 41st Street CVS, Inc.                  | 65. ACS Primary Care Physicians-Northeast, P.C.   |
| 30. 42nd Minneapolis CVS, L.L.C.           | 66. ACS Primary Care Physicians-Southeast, P.C.   |
| 31. 49th Hialeah CVS, L.L.C.               | 67. ACS Primary Care Physicians-Southwest, P.A.   |
| 32. 4th Street NEC CVS, L.L.C.             | 68. Active Health Management, Inc.                |
| 33. 50th Street CVS, L.L.C.                |   |
| 34. 54th Western Chicago CVS, L.L.C.       |   |
| 35. 587 Boylston CVS, Inc.                 |   |
| 36. 59th Ashland CVS, L.L.C.               |   |

- |      |  |      |   |
|------|--|------|---|
| 69.  | Acton Plaza CVS, Inc.                        | 107. | AE Fifteen, Incorporated                                |
| 70.  | Acton Woods CVS, Inc.                        | 108. | AE Fourteen, Incorporated                               |
| 71.  | Acushnet CVS, Inc.                           | 109. | AE Housing Corp.  |
| 72.  | Acute Care Medical Management, Inc.          | 110. | Aelan Inc.  |
| 73.  | Acute Care Physician's Network, Inc.         | 111. | AET Health Care Plan of California, Inc.                |
| 74.  | Acute Care Specialists, Inc.                 | 112. | AET Health Care Plan of Georgia, Inc.                   |
| 75.  | Acute General Medical PLLC                   | 113. | AET Health Care Plan, Inc.                              |
| 76.  | Adams Drug Co. of Edgewood, Inc.             | 114. | Aetna (Beijing) Enterprise Management Services Co., Ltd |
| 77.  | Addison Chicago CVS, L.L.C.                  | 115. | Aetna (Shanghai) Enterprise Services Co., Ltd.          |
| 78.  | ADI Realty, Inc.                             | 116. | Aetna ACO Holdings Inc.                                 |
| 79.  | Admar, Inc.                                  | 117. | Aetna Affordable Housing, Inc.                          |
| 80.  | Adminco, Inc.                                | 118. | Aetna Asset Advisors, LLC                               |
| 81.  | Administrative Enterprises, Inc.             | 119. | Aetna Behavioral Health of Delaware, LLC                |
| 82.  | Admiral Douglas CVS, Inc.                    | 120. | Aetna Behavioral Health, LLC                            |
| 83.  | ADS Health Management, Inc.                  | 121. | Aetna Better Health Inc.                                |
| 84.  | Advance Funding Corporation                  | 122. | Aetna Better Health Inc. (CT)                           |
| 85.  | Advance Paradigm, Inc.                       | 123. | Aetna Better Health Inc. (GA)                           |
| 86.  | Advanced Care Scripts, Inc.                  | 124. | Aetna Better Health Inc. (IL)                           |
| 87.  | Advanced Healthcare Distributors, L.L.C.     | 125. | Aetna Better Health Inc. (NJ)                           |
| 88.  | AdvancePCS                                   | 126. | Aetna Better Health Inc. (NY)                           |
| 89.  | AdvancePCS Health Systems, LLC               | 127. | Aetna Better Health Inc. (OH)                           |
| 90.  | AdvancePCS Health, LLC                       | 128. | Aetna Better Health Inc. (PA)                           |
| 91.  | AdvancePCS Health, LP                        | 129. | Aetna Better Health LLC                                 |
| 92.  | AdvancePCS Holding, L.L.C.                   | 130. | Aetna Better Health of California Inc.                  |
| 93.  | AdvancePCS Mail Services of Birmingham, Inc. | 131. | Aetna Better Health of Florida Inc.                     |
| 94.  | AdvancePCS Research, LLC                     | 132. | Aetna Better Health of Illinois Inc.                    |
| 95.  | AdvancePCS SpecialtyRx, LLC                  | 133. | Aetna Better Health of Indiana Inc.                     |
| 96.  | AdvancePCS, L.P.                             | 134. | Aetna Better Health of Iowa Inc.                        |
| 97.  | AdvancePriority Specialty Rx, L.L.C.         | 135. | Aetna Better Health of Kansas Inc.                      |
| 98.  | AdvanceRx.com, L.L.C.                        | 136. | Aetna Better Health of Kentucky Insurance Company       |
| 99.  | AdvanceRx.com, L.P.                          | 137. | Aetna Better Health of Michigan Inc.                    |
| 100. | Advantus Inc.                                | 138. | Aetna Better Health of Missouri LLC                     |
| 101. | Advent Financial Services, Inc.              | 139. | Aetna Better Health of Nevada Inc.                      |
| 102. | Advent Investments, Inc.                     |      |   |
| 103. | ADVP Consolidation, L.L.C.                   |      |   |
| 104. | ADVP Management, L.P.                        |      |   |
| 105. | ADVP Operations, L.P.                        |      |   |
| 106. | AE Eleven, Incorporation                     |      |   |

- |   |   |
|---|---|
| 140. Aetna Better Health of North Carolina Inc.   | 170. Aetna Global Benefits (Bahamas) Limited                    |
| 141. Aetna Better Health of Oklahoma Inc.         | 171. Aetna Global Benefits (Bermuda) Limited                    |
| 142. Aetna Better Health of Tennessee Inc.        | 172. Aetna Global Benefits (Europe) Limited                     |
| 143. Aetna Better Health of Texas Inc.            | 173. Aetna Global Benefits (Middle East) LLC                    |
| 144. Aetna Better Health of Washington, Inc.      | 174. Aetna Global Benefits (Middle East) LLC - Abu Dhabi Branch |
| 145. Aetna Better Health Premier Plan MMAI Inc.   | 175. Aetna Global Benefits (Singapore) PTE. LTD.                |
| 146. Aetna Better Health, Inc. (LA)               | 176. Aetna Global Benefits (UK) Limited                         |
| 147. Aetna Business Resources, Inc.               | 177. Aetna Global Benefits Administrators Inc.                  |
| 148. Aetna Capital Management, LLC                | 178. Aetna Global Benefits Limited                              |
| 149. Aetna Card Solutions, LLC                    | 179. Aetna Global Holdings Limited                              |
| 150. Aetna Casualty Company                       | 180. Aetna Government Health Plans, Inc.                        |
| 151. Aetna Corporate Services LLC                 | 181. Aetna Government Health Plans, LLC                         |
| 152. Aetna Criterion Communications, Inc.         | 182. Aetna Health Administrators, LLC                           |
| 153. Aetna Dental Care for Groups, Inc.           | 183. Aetna Health and Life Insurance Company                    |
| 154. Aetna Dental Care of California, Inc.        | 184. Aetna Health Finance, Inc.                                 |
| 155. Aetna Dental Care of Kentucky, Inc.          | 185. Aetna Health Holdings, LLC                                 |
| 156. Aetna Dental Care of New Jersey, Inc.        | 186. Aetna Health Inc.  |
| 157. Aetna Dental Care of Texas, Inc.             | 187. Aetna Health Inc. (CT)                                     |
| 158. Aetna Dental Inc.                            | 188. Aetna Health Inc. (DE)                                     |
| 159. Aetna Dental Inc. (NJ)                       | 189. Aetna Health Inc. (FL)                                     |
| 160. Aetna Dental Inc. (TX)                       | 190. Aetna Health Inc. (GA)                                     |
| 161. Aetna Dental Maintenance Organization, Inc.  | 191. Aetna Health Inc. (IA)                                     |
| 162. Aetna Dental of California Inc.              | 192. Aetna Health Inc. (LA)                                     |
| 163. Aetna Family Plans of Georgia Inc.           | 193. Aetna Health Inc. (ME)                                     |
| 164. Aetna Family Plans of Ohio Inc.              | 194. Aetna Health Inc. (NJ)                                     |
| 165. Aetna Family Plans of Pennsylvania Inc.      | 195. Aetna Health Inc. (NY)                                     |
| 166. Aetna Financial Holdings, LLC                | 196. Aetna Health Inc. (PA)                                     |
| 167. Aetna Florida Inc.                           | 197. Aetna Health Inc. (TX)                                     |
| 168. Aetna Foundation, Inc.                       | 198. Aetna Health Information Solutions, Inc.                   |
| 169. Aetna Global Benefits (Asia Pacific) Limited | 199. Aetna Health Insurance (Thailand) Public Company Limited   |



- |      |  |      |   |
|------|--|------|---|
| 200. | Aetna Health Insurance Company                               | 230. | Aetna Health Plans of Tennessee, Inc.                       |
| 201. | Aetna Health Insurance Company of Connecticut                | 231. | Aetna Health Plans of Texas, Inc.                           |
| 202. | Aetna Health Insurance Company of Europe DAC                 | 232. | Aetna Health Plans of the Carolinas, Inc.                   |
| 203. | Aetna Health Insurance Company of New York                   | 233. | Aetna Health Plans of the Mid-Atlantic, Inc.                |
| 204. | Aetna Health Management, Inc.                                | 234. | Aetna Health Services (Middle East) FZ-LLC                  |
| 205. | Aetna Health Management, LLC                                 | 235. | Aetna Health Services (UK) Limited                          |
| 206. | Aetna Health of the Carolinas Inc.                           | 236. | Aetna Health Services of Phoenix, Inc.                      |
| 207. | Aetna Health of California Inc.                              | 237. | Aetna HealthAssurance Pennsylvania, Inc.                    |
| 208. | Aetna Health of Illinois Inc.                                | 238. | Aetna Healthcare Programs, Inc.                             |
| 209. | Aetna Health of Iowa Inc.                                    | 239. | Aetna Holdco (UK) Limited                                   |
| 210. | Aetna Health of Michigan Inc.                                | 240. | Aetna Holdings (Thailand) Limited                           |
| 211. | Aetna Health of North Texas Inc.                             | 241. | Aetna Home Delivery, LLC                                    |
| 212. | Aetna Health of Ohio Inc.                                    | 242. | Aetna Inc.  |
| 213. | Aetna Health of Pennsylvania Inc.                            | 243. | Aetna Insurance (Singapore) PTE. LTD.                       |
| 214. | Aetna Health of Utah Inc.                                    | 244. | Aetna Insurance Company Limited                             |
| 215. | Aetna Health of Washington Inc.                              | 245. | Aetna Insurance Company of Connecticut                      |
| 216. | Aetna Health Plans of Arizona, Inc.                          | 246. | Aetna Integrated Informatics, Inc.                          |
| 217. | Aetna Health Plans of California, Inc.                       | 247. | Aetna InteliHealth Inc.                                     |
| 218. | Aetna Health Plans of Central and Eastern Pennsylvania, Inc. | 248. | Aetna International Ex Pat LLC                              |
| 219. | Aetna Health Plans of Florida, Inc.                          | 249. | Aetna International Inc.                                    |
| 220. | Aetna Health Plans of Illinois, Inc.                         | 250. | Aetna International LLC                                     |
| 221. | Aetna Health Plans of Louisiana, Inc.                        | 251. | Aetna Ireland Inc.  |
| 222. | Aetna Health Plans of New Jersey, Inc.                       | 252. | Aetna Ireland, LLC  |
| 223. | Aetna Health Plans of New York, Inc.                         | 253. | Aetna Korea Ltd.  |
| 224. | Aetna Health Plans of North Texas, Inc.                      | 254. | Aetna Life & Casualty (Bermuda) Ltd.                        |
| 225. | Aetna Health Plans of Northern Ohio, Inc.                    | 255. | Aetna Life Assignment Company                               |
| 226. | Aetna Health Plans of Ohio, Inc.                             | 256. | Aetna Life Insurance Company                                |
| 227. | Aetna Health Plans of Phoenix, Inc.                          | 257. | Aetna Life Insurance Company of Illinois                    |
| 228. | Aetna Health Plans of Southern California                    | 258. | Aetna Life Insurance Company Shanghai Representative Office |
| 229. | Aetna Health Plans of Southern New England, Inc.             | 259. | Aetna Medicaid Administrators LLC                           |

- |      |  |      |  |
|------|--|------|--|
| 260. | Aetna Mortgage Investments I, Inc.                     | 287. | Aetna U.S. Healthcare, Inc.                              |
| 261. | Aetna Multi-Strategy 1099 Fund                         |      | (Michigan)   |
| 262. | Aetna Multi-Strategy 1099 Fund,<br>LLC                 | 288. | Aetna Ventures, LLC                                      |
| 263. | Aetna Network Services LLC                             | 289. | Aetna Workers' Comp Access, LLC                          |
| 264. | Aetna Partners Diversified Fund<br>(Cayman), Limited   | 290. | Aetna/AREA Corporation                                   |
| 265. | Aetna Partners Diversified Fund,<br>LLC                | 291. | AFC Receivables Holding<br>Corporation                   |
| 266. | Aetna Pharmacy Management<br>Services LLC              | 292. | AHP Holdings, Inc.                                       |
| 267. | Aetna Provider Solutions, LLC                          | 293. | Airport Boulevard CVS, L.P.                              |
| 268. | Aetna Real Estate Properties, Inc.                     | 294. | Akron Cuyahoga CVS, Inc.                                 |
| 269. | Aetna Resources LLC                                    | 295. | Alabama CVS Pharmacy, L.L.C.                             |
| 270. | Aetna Risk Assurance Company of<br>Connecticut Inc.    | 296. | Alabama Road CVS, Inc.                                   |
| 271. | Aetna Risk Indemnity Company,<br>Ltd.                  | 297. | Alajasper Realty Services, Inc.                          |
| 272. | Aetna Rx Home Delivery, LLC                            | 298. | Alajasper Realty Services, L.L.C.                        |
| 273. | Aetna Specialty Pharmacy, LLC                          | 299. | Alaska CVS Pharmacy, L.L.C.                              |
| 274. | Aetna Student Health Agency Inc.                       | 300. | Albany CVS, Inc.   |
| 275. | Aetna U.S. Healthcare Dental Plan<br>Inc.              | 301. | Albany New Scotland CVS, L.L.C.                          |
| 276. | Aetna U.S. Healthcare Dental Plan<br>of California Inc | 302. | Albemarle CVS, Inc.                                      |
| 277. | Aetna U.S. Healthcare Holdings,<br>Inc.                | 303. | Alexander Baytown CVS, L.P.                              |
| 278. | Aetna U.S. Healthcare Inc.                             | 304. | Alexander Durham CVS, Inc.                               |
| 279. | Aetna U.S. Healthcare Inc. (DE)                        | 305. | Alexandria Duke CVS, Inc.                                |
| 280. | Aetna U.S. Healthcare of Alabama,<br>Inc.              | 306. | Algonquin CVS, L.L.C.                                    |
| 281. | Aetna U.S. Healthcare of California<br>Inc.            | 307. | Alicia Mission Viejo CVS, L.L.C.                         |
| 282. | Aetna U.S. Healthcare of Colorado,<br>Inc.             | 308. | Aliso Creek CVS, L.L.C.                                  |
| 283. | Aetna U.S. Healthcare of Georgia,<br>Inc.              | 309. | Allen CVS, Inc.  |
| 284. | Aetna U.S. Healthcare of Illinois<br>Inc.              | 310. | Allen Main TX CVS, L.L.C.                                |
| 285. | Aetna U.S. Healthcare of North<br>Texas Inc.           | 311. | Allen Texas CVS, L.P.                                    |
| 286. | Aetna U.S. Healthcare of the<br>Carolinas Inc.         | 312. | Allentown CVS, Inc.                                      |
|      |  | 313. | Allentown Village CVS, Inc.                              |
|      |  | 314. | Alliance Family Centers, Inc.                            |
|      |  | 315. | Allina Health and Aetna Health<br>Plan Inc.              |
|      |  | 316. | Allina Health and Aetna Insurance<br>Company             |
|      |  | 317. | Allina Health and Aetna Insurance<br>Holding Company LLC |
|      |  | 318. | Allston Commonwealth CVS, Inc.                           |
|      |  | 319. | Allston Retailer, Inc.                                   |
|      |  | 320. | Allviant Corporation                                     |
|      |  | 321. | Almadea Burbank CVS, Inc.                                |
|      |  | 322. | Almond Ave CVS, L.L.C.                                   |
|      |  | 323. | Almshouse CVS, Inc.                                      |
|      |  | 324. | Aloma Winter Park CVS, L.L.C.                            |

325. Alpharetta CVS, Inc
326. Alta Health Strategies, Inc.
327. Alta Mere Fort Worth CVS, L.P.
328. Alta Mesa McCart CVS, L.P.
329. Altamonte Springs CVS, L.L.C.
330. Altius Health Plans Inc.
331. AMC - New York, Inc.
332. AMC - Tennessee, Inc.
333. AMC-New York, LLC
334. AMC-Tennessee, LLC
335. American Continental Insurance Company
336. American Drug Stores Delaware, L.L.C.
337. American Drug Stores, Inc. d/b/a Osco Drug, Inc. (for assets / pharmacies acquired by CVS)
338. American Health Holding, Inc.
339. American Service Life Insurance Company
340. Ames Plaza CVS, Inc.
341. Amesbury CVS, Inc.
342. Amherst Academia CVS, Inc.
343. Amherst CVS Store, Inc.
344. Amsterdam Mall CVS Store, Inc.
345. Anac Holding Corporation
346. Anaheim Hills CVS, Inc.
347. Ancillary Care Management, Inc.
348. Anderson CVS, Inc.
349. Anderson House CVS, Inc.
350. Andover CVS, Inc.
351. Angelini Ave. CVS, Inc.
352. Angell Street CVS, Inc.
353. Anita Street CVS, L.L.C.
354. Ann Mary Street CVS, Inc.
355. Annapolis CVS, Inc.
356. Annapolis Riva CVS, Inc.
357. Anoka MN CVS, L.L.C.
358. Anthem AZ CVS, L.L.C.
359. Antoine Houston CVS, L.P.
360. API Properties 808 LLC
361. Apollo Beach CVS, L.L.C.
362. Apopka CVS, Inc.
363. APP Hedge Funds, LLC
364. Apple Valley MN CVS, L.L.C.
365. Apria Finance Holdings Inc.
366. APS Acquisition LLC
367. APS Enterprises Holding Company, Inc.
368. APS-Summit Care Pharmacy, L.L.C.
369. Aquia Harbor CVS, Inc.
370. Aquidneck Drug CVS, Inc.
371. Aramingo Avenue CVS, Inc.
372. Arbor Drugs - Civic, Inc.
373. Arbor Drugs - Civic, Inc.
374. Arbor Drugs of Ann Arbor, Inc.
375. Arbor Drugs of East Detroit, Inc.
376. Arbor Drugs of Inkster, Inc.
377. Arbor Drugs of Livonia, Inc.
378. Arbor Drugs of Merriman, Inc.
379. Arbor Drugs of Milford, Inc.
380. Arbor Drugs of Northville, Inc.
381. Arbor Drugs of Redford, Inc.
382. Arbor Drugs of Saline, Inc.
383. Arbor Drugs of Walled Lake, Inc.
384. Arbor Drugs of Westland, Inc.
385. Arbor Drugs, Inc.
386. Arbor Drugs, Inc.
387. ARC RetailCare, PLLC
388. Archer Oak CVS, L.L.C.
389. ARCP CV Bowling Green OH, LLC
390. ARCP CV Claremore OK, LLC
391. ARCP CV Duncan OK, LLC
392. ARCP CV Durant OK, LLC
393. ARCP CV Enid OK, LLC
394. ARCP CV Enterprise AL, LLC
395. ARCP CV Erwin NC, LLC
396. ARCP CV Green OH, LLC
397. ARCP CV Greeneville TN, LLC
398. ARCP CV Ironton OH, LLC
399. ARCP CV Knoxville (Kingston) TN, LLC
400. ARCP CV Lawrence MA, LLC
401. ARCP CV Lewes DE, LLC

- |   |  |
|---|--|
| 402. ARCP CV Liberty SC, LLC                            | 441. Aston Township CVS, Inc.            |
| 403. ARCP CV Macon GA, LLC                              | 442. Astoria NY CVS, L.L.C.              |
| 404. ARCP CV Manchester GA, LLC                         | 443. Atlanta Bell Isle CVS, Inc.         |
| 405. ARCP CV Morgantown WV, LLC                         | 444. Atlanta Brookwood Village CVS, Inc. |
| 406. ARCP CV Muskogee OK, LLC                           | 445. Atlanta Peachtree CVS, Inc.         |
| 407. ARCP CV Norfolk NE, LLC                            | 446. Atlanta ProCare Pharmacy, Inc.      |
| 408. ARCP CV Oklahoma City (Pennsylvania) OK, LLC       | 447. Atlanta Ridge CVS, Inc.             |
| 409. ARCP CV Portsmouth (High) VA, LLC                  | 448. Atlantic Blvd CVS, Inc.             |
| 410. ARCP CV Sanford NC, LLC                            | 449. Atlantic City CVS, Inc.             |
| 411. ARCP CV Toledo OH, LLC                             | 450. Atlantic Jacksonville CVS, L.L.C.   |
| 412. Ardmore CVS, Inc.                                  | 451. Atlantic Jog Delray CVS, L.L.C.     |
| 413. Argonne Avenue CVS, Inc.                           | 452. Atlantic Medical Group, LLC         |
| 414. Arizona Acquisition Corporation                    | 453. Atlee CVS, Inc.                     |
| 415. Arizona CVS Stores, L.L.C.                         | 454. Attleboro CVS, Inc.                 |
| 416. Arkansas CVS Pharmacy, L.L.C.                      | 455. Attleboro Pleasant CVS, Inc.        |
| 417. Arleta CVS, Inc.                                   | 456. Atwood Avenue CVS, Inc.             |
| 418. Arlington 10th Street CVS, Inc.                    | 457. Auburn AL CVS, Inc.                 |
| 419. Arlington CVS, Inc.                                | 458. Auburn Clinton Stores, Inc.         |
| 420. Arlington Pentagon CVS, Inc.                       | 459. Auburn CVS, Inc.                    |
| 421. Arlington Peoples, Inc.                            | 460. Auburn Glen CVS, Inc.               |
| 422. Arlington South Eads CVS, Inc.                     | 461. Auburn Mall (Me.) CVS, Inc.         |
| 423. Arlington-Walter Reed CVS, Inc.                    | 462. Auburn PharmaCare Pharmacy, Inc.    |
| 424. Armcal Chicago CVS, L.L.C.                         | 463. Augusta Belair CVS, Inc.            |
| 425. Armitage CVS, L.L.C.                               | 464. Augusta Dr CVS, L.L.C.              |
| 426. Army Trail Bartlett CVS, L.L.C.                    | 465. AUSHC Holdings, Inc.                |
| 427. Arrow Glendora CVS, L.P.                           | 466. Austell Road CVS, Inc.              |
| 428. Arsenal CVS, Inc.                                  | 467. Austin Drug Co., Inc.               |
| 429. ARV LLC  | 468. Austin Drugs of East Meadow, Inc.   |
| 430. Asbury Evanston CVS, L.L.C.                        | 469. Austin Drugs of Hicksville, Inc.    |
| 431. ASCO Healthcare of New England Limited Partnership | 470. Austin Drugs of Lawrence, Inc.      |
| 432. ASCO Healthcare of New England, LLC                | 471. Austin Drugs of Syosset, Inc.       |
| 433. ASCO HealthCare, LLC                               | 472. Avenue 18 CVS, Inc.                 |
| 434. Ashburn Parkway CVS, Inc.                          | 473. Avenue of Americas CVS, L.L.C.      |
| 435. Ashford Dunwoody CVS, Inc.                         | 474. Avenue P Brooklyn CVS, Inc.         |
| 436. Ashland Chicago CVS, L.L.C.                        | 475. Aversboro Road CVS, Inc.            |
| 437. Ashland CVS, Inc.                                  | 476. Avery Ranch CVS, L.L.C.             |
| 438. ASI Wings, LLC                                     | 477. AV-Med of Louisiana, Inc.           |
| 439. Assembly Square CVS, Inc.                          | 478. Avon CVS, Inc.                      |
| 440. Assurance Company of Connecticut                   | 479. Avon OH CVS, Inc.                   |
|   | 480. Azalea Mall, L.L.C.                 |
|   | 481. Azusa Avenue CVS, Inc.              |
|   | 482. Azusa CVS, L.P.                     |

483. B.H. Krueger, Inc.
484. Back Bay CVS, Inc.
485. Badger Acquisition LLC
486. Badger Acquisition of Kentucky LLC
487. Badger Acquisition of Minnesota LLC
488. Badger Acquisition of Ohio LLC
489. Bailey Avenue CVS Store, Inc.
490. Baker Avenue CVS, Inc.
491. Ball Square CVS, Inc.
492. Ballantyne Commons CVS, Inc.
493. Ballston Spa CVS, L.L.C.
494. Baltimore Avenue CVS, Inc.
495. Baltimore Belair CVS, Inc.
496. Baltimore CVS, Inc.
497. Bangor Route 512 CVS, Inc.
498. Bangor, Penna., CVS, Inc.
499. Banner Health and Aetna Health Insurance Company
500. Banner Health and Aetna Health Insurance Holding Company LLC
501. Banner Health and Aetna Health Plan Inc.
502. Barberton CVS, Inc.
503. Barker Houston CVS, L.P.
504. Barkley CVS, Inc.
505. Barnstable Retailer, Inc.
506. Barrington CVS, Inc.
507. Bartlett CVS, L.L.C.
508. Baseline 35th CVS, L.L.C.
509. Baseline Phoenix CVS, L.L.C.
510. Bass Fort Worth CVS, L.P.
511. Baton Rouge Perkins CVS, Inc.
512. Battleground Avenue CVS, L.L.C.
513. Baumel Eisner Neuromedical Institute, L.L.C.
514. Bay City Clinton Stores, Inc.
515. Bay Village CVS, Inc.
516. Bayamon Oeste Chess King, Inc.
517. Bayonne CVS, Inc.
518. Bayou La Batre CVS, Inc.
519. Beach Anaheim CVS, L.P.
520. Beach Buena Park CVS, L.P.
521. Beach Lincoln CVS, L.L.C.
522. Beacon Retailer, Inc.
523. Bear Merger Subsidiary, LLC
524. Bearss Avenue CVS, Inc.
525. Beaumont TX CVS, L.L.C.
526. Beauty Holdings, L.L.C.
527. Bedford Great Road CVS, Inc.
528. Bedford Retailer, Inc.
529. Bedford TX CVS, L.P.
530. Beechnut CVS, L.P.
531. Beechnut Gessner CVS, L.P.
532. Beechnut Houston CVS, L.P.
533. Bel Air CVS, Inc.
534. Bel Air Maryland CVS, Inc.
535. Belchertown CVS, Inc.
536. Bell Plaza CVS, Inc.
537. Bell Square CVS, Inc.
538. Bellaire Cook CVS, L.P.
539. Bellaire Ft. Worth CVS, L.P.
540. Belleville CVS, Inc.
541. Bellevue CVS, Inc.
542. Bellingham CVS, Inc.
543. Bellport CVS, Inc.
544. Belmont Ave. CVS, Inc.
545. Belmont Chicago CVS, L.L.C.
546. Belpre CVS, Inc.
547. Beltsville CVS, Inc.
548. Beltway 8 CVS, L.P.
549. Benchmark Physicians, Inc.
550. Benignus Houston CVS, L.P.
551. Bennington CVS, Inc.
552. Bensalem CVS, Inc.
553. Bentana Technologies, Inc.
554. Bergen Mall (N.J.) CVS, Inc.
555. Bergen Ridgefield CVS, Inc.
556. Berkeley PharmaCare Pharmacy, L.L.C.
557. Berlin CVS, Inc.
558. Bernville PA CVS, Inc.
559. Berwick Market CVS, Inc.
560. Berwyn PA CVS, Inc.
561. Beryl Street CVS, Inc.

- |      |  |      |                                   |
|------|--|------|-----------------------------------|
| 562. | Best Care LTC Acquisition Company LLC        | 601. | Bonita Beach CVS, L.L.C.          |
| 563. | Bethany Glendale CVS, L.L.C.                 | 602. | Borden Pharmacy, Inc.             |
| 564. | Bethel Church Road CVS, Inc.                 | 603. | Bordentown CVS, Inc.              |
| 565. | Bethel Clinic Family Health Plan Corporation | 604. | Borough of Hatboro CVS, Inc.      |
| 566. | Bethel CVS, Inc.                             | 605. | Boston Chelmsford CVS, Inc.       |
| 567. | Bethel Drive CVS, Inc.                       | 606. | Boston Hanover CVS, Inc.          |
| 568. | Bethel OH CVS, L.L.C.                        | 607. | Boston Jamaica Plain CVS, Inc.    |
| 569. | Bethesda CVS, Inc.                           | 608. | Boston Saratoga CVS, Inc.         |
| 570. | Bethesda Peoples, Inc.                       | 609. | Boston Washington CVS, Inc.       |
| 571. | Bethlehem Broad St. CVS, Inc.                | 610. | Boston, Ma., CVS, Inc.            |
| 572. | Bethlehem Plaza CVS, Inc.                    | 611. | Boston-Milk St. CVS, Inc.         |
| 573. | Bethlehem West Fourth CVS, Inc.              | 612. | Bourbonaise CVS, L.L.C.           |
| 574. | Beverly Cove CVS, Inc.                       | 613. | Bourne MA CVS, Inc.               |
| 575. | Beverly CVS, Inc.                            | 614. | Bowling Green CVS, L.L.C.         |
| 576. | Big B Drugs, Inc.                            | 615. | Bowman Street CVS, Inc.           |
| 577. | Big B Express, Inc.                          | 616. | Boyertown CVS, Inc.               |
| 578. | Big B, Inc.                                  | 617. | Boynton Beach CVS, Inc.           |
| 579. | Billerica CVS, Inc.                          | 618. | BPC Equity, Inc.                  |
| 580. | Binghamton Clinton Stores, Inc.              | 619. | BPC Equity, LLC                   |
| 581. | Birmingham AL CVS, Inc.                      | 620. | BPNY Acquisition Corp             |
| 582. | Bissonnet Houston CVS, L.P.                  | 621. | Bradenton CVS, L.L.C.             |
| 583. | Black Rock Turnpike CVS, Inc.                | 622. | Bradenton SR 70 CVS, L.L.C.       |
| 584. | Blackstone CVS, Inc.                         | 623. | Bradley NEC CVS, L.L.C.           |
| 585. | Blackstone Insurance Group, Inc.             | 624. | Braintree CVS, Inc.               |
| 586. | Blaine MN CVS, L.L.C.                        | 625. | Braintree Washington CVS, Inc.    |
| 587. | Blakeslee CVS, Inc.                          | 626. | Brandon CVS, Inc.                 |
| 588. | Blalock & Hammerly CVS, L.P.                 | 627. | Branford CVS, Inc.                |
| 589. | Bloomfield Avenue CVS, Inc.                  | 628. | Branhaven CVS, Inc.               |
| 590. | Bloomfield CVS, Inc.                         | 629. | Braselton CVS, Inc.               |
| 591. | Bloomington Brandon CVS, L.L.C.              | 630. | Brea Mall CVS, Inc.               |
| 592. | Bloomington CVS, L.L.C.                      | 631. | Bremner Boulevard CVS, Inc.       |
| 593. | Bloomsburg CVS, Inc.                         | 632. | Brewster CVS, L.L.C.              |
| 594. | BLS Properties, L.L.C.                       | 633. | Briarwood CVS, Inc.               |
| 595. | Blue Hill Avenue CVS, Inc.                   | 634. | Brick New Jersey CVS, Inc.        |
| 596. | Blue Ridge CVS, L.L.C.                       | 635. | Bridge Campus CVS, L.L.C.         |
| 597. | Blue Ridge Road CVS, Inc.                    | 636. | Bridge Street CVS, L.L.C.         |
| 598. | Bluegrass Pharmacy of Lexington, LLC         | 637. | Bridgeport Avenue CVS, Inc.       |
| 599. | Boca Raton CVS, Inc.                         | 638. | Bridgeport Boston Ave. CVS, Inc.  |
| 600. | Bolingbrook IL CVS, L.L.C.                   | 639. | Bridgeport-Merritt CVS, Inc.      |
|      |  | 640. | Bridgeview CVS, L.L.C.            |
|      |  | 641. | Bridgewater Commons CVS, Inc.     |
|      |  | 642. | Bridgewater Main Street CVS, Inc. |
|      |  | 643. | Bridgewater Store Corporation     |

- 644. Brighton Market St. CVS, Inc.
- 645. Bristol Bay CVS, Inc.
- 646. Bristol CVS, Inc.
- 647. Bristol Farmington CVS, Inc.
- 648. Bristol North Main CVS, Inc.
- 649. Bristol Plaza CVS, Inc.
- 650. Brittain Road CVS, Inc.
- 651. Brittany Square CVS, Inc.
- 652. Broadheadsville CVS, Inc.
- 653. Broadspire National Services, Inc.
- 654. Broadway Fairlawn CVS, L.L.C.
- 655. Broadway Hewlett CVS, L.L.C.
- 656. Broadway Houston CVS, L.P.
- 657. Broadway Lawrence CVS, L.L.C.
- 658. Broadway Maricopa CVS, L.L.C.
- 659. Broadway Minneapolis CVS, L.L.C.
- 660. Broadway New York CVS, Inc.
- 661. Broadway Palm Beach CVS, L.L.C.
- 662. Brockton Belmont CVS, Inc.
- 663. Brockton Carey Hill CVS, Inc.
- 664. Brockton Crescent CVS, Inc.
- 665. Brockton CVS, Inc.
- 666. Brockton Hayward CVS, Inc.
- 667. Brockton Oak CVS, Inc.
- 668. Brockton Pleasant CVS, Inc.
- 669. Brockton West Plaza CVS, Inc.
- 670. Bronx Bainbridge CVS, L.L.C.
- 671. Bronx River CVS, Inc.
- 672. Brookfield CVS, Inc.
- 673. Brookfield IL CVS, L.L.C.
- 674. Brookhaven Hilltop CVS, Inc.
- 675. Brookline CVS, Inc.
- 676. Brookline Village CVS, Inc.
- 677. Brooklyn 9th Street CVS, Inc.
- 678. Brooklyn Bass CVS, L.L.C.
- 679. Brooklyn Commons CVS, Inc.
- 680. Brooklyn NY CVS, L.L.C.
- 681. Brooklyn Park MN CVS, L.L.C.
- 682. Brooklyn Pennsylvania CVS, Inc.
- 683. Brooklyn Rockaway CVS, Inc.
- 684. Brooks Drug of Ipswich, Inc.
- 685. Brooks Drug, Inc.
- 686. Broomall CVS, Inc.
- 687. Brown Recker CVS, L.L.C.
- 688. Brown Street CVS, Inc.
- 689. Browns Covington CVS, Inc.
- 690. Browns Mills CVS, L.L.C.
- 691. Brownstown Twp CVS, L.L.C.
- 692. Bruin Acquisition Co., Inc.
- 693. Brunswick (Me.) CVS, Inc.
- 694. Brunswick CVS, Inc.
- 695. Brunswick Square CVS, Inc.
- 696. Bryans Road CVS, Inc.
- 697. Bryans Road Peoples, Inc.
- 698. bswift LLC
- 699. bswift Resources LLC
- 700. Buckeye AZ CVS, L.L.C.
- 701. Buckland Hills CVS, Inc.
- 702. Bud's Price King, Inc.
- 703. Buffalo Grove CVS, L.L.C.
- 704. Buford Highway CVS, Inc.
- 705. Bunker Hill CVS, Inc.
- 706. Bunker Lake CVS, L.L.C.
- 707. Bupa Health Insurance (Thailand) Public Company Limited
- 708. Burlington Cambridge CVS, Inc.
- 709. Burlington Center (N.J.) CVS, Inc.
- 710. Burlington CVS, Inc.
- 711. Burnsville CVS, L.L.C.
- 712. Burnsville MN CVS, L.L.C.
- 713. Busch CVS, Inc.
- 714. Bush River CVS, Inc.
- 715. Busse CVS, L.L.C.
- 716. Bustleton Nursery CVS, Inc.
- 717. Bustleton Philadelphia CVS, Inc.
- 718. Butler Road CVS, Inc.
- 719. Byron Center CVS, L.L.C.
- 720. C Street CVS, Inc.
- 721. C Street Peoples, Inc.
- 722. Cactus 83rd CVS, L.L.C.
- 723. Cactus Las Vegas CVS, L.L.C.
- 724. Cactus Peoria CVS, L.L.C.
- 725. California CVS Pharmacy, L.L.C.
- 726. Cambria Heights CVS, L.L.C.
- 727. Cambridge Alewife CVS, Inc.

- |  |   |
|--|---|
| 728. Cambridge Burlington CVS, Inc.                      | 766. Caremark Arizona Specialty Pharmacy, L.L.C.            |
| 729. Cambridge CVS, Inc.                                 | 767. Caremark Atlanta Pharmacy, LLC                         |
| 730. Cambridge Galleria CVS, Inc.                        | 768. Caremark Aviation, L.L.C.                              |
| 731. Cambridge Life Insurance Company                    | 769. Caremark Baltimore Pharmacy, LLC                       |
| 732. Cambridge Street CVS, Inc.                          | 770. Caremark California Specialty Pharmacy Holding, L.L.C. |
| 733. Camden NJ CVS, Inc.                                 | 771. Caremark California Specialty Pharmacy, L.L.C.         |
| 734. Camillus Plaza CVS Store, Inc.                      | 772. Caremark CareCenter Pharmacy, L.L.C.                   |
| 735. Camino Real CVS, Inc.                               | 773. Caremark Chicago Pharmacy, LLC                         |
| 736. Camp Hill CVS, Inc.                                 | 774. Caremark Connecticut CareCenter Pharmacy Holding, LLC  |
| 737. Campbell Richardson CVS, L.P.                       | 775. Caremark Connecticut CareCenter Pharmacy, LLC          |
| 738. Campo's Medical Pharmacy, Inc.                      | 776. Caremark Dallas Pharmacy, LLC                          |
| 739. Campo's Medical Pharmacy, LLC                       | 777. Caremark Detroit Pharmacy, LLC                         |
| 740. Canal CVS, Inc.                                     | 778. Caremark Florida Mail Pharmacy Holding, LLC            |
| 741. Canal Place, LLC                                    | 779. Caremark Florida Mail Pharmacy, LLC                    |
| 742. Canal Salem CVS, Inc.                               | 780. Caremark Florida Speciality Pharmacy Holding, LLC      |
| 743. Canal Winchester CVS, Inc.                          | 781. Caremark Florida Specialty Pharmacy, LLC               |
| 744. Canoga Park CVS, Inc.                               | 782. Caremark Fort Lauderdale Pharmacy, LLC                 |
| 745. Canopy Acquisition, LLC                             | 783. Caremark Georgia CareCenter Pharmacy Holding, LLC      |
| 746. Canton CVS, Inc.                                    | 784. Caremark Georgia CareCenter Pharmacy, LLC              |
| 747. Canton GA CVS, Inc.                                 | 785. Caremark Georgia Specialty Pharmacy Holding, LLC       |
| 748. Canton Highway CVS, Inc.                            | 786. Caremark Georgia Specialty Pharmacy, LLC               |
| 749. Cantonment FL CVS, L.L.C.                           | 787. Caremark Global, Inc.                                  |
| 750. Cape Coral CVS, L.L.C.                              | 788. Caremark Hawaii Mail Pharmacy Holding, L.L.C.          |
| 751. Cape May CVS, Inc.                                  | 789. Caremark Hawaii Mail Pharmacy, LLC                     |
| 752. Capital Market CVS, Inc.                            |   |
| 753. Capitol Heights CVS, L.L.C.                         |   |
| 754. Capitol Home Infusion, Inc.                         |   |
| 755. Care Pharmaceutical Services, LP                    |   |
| 756. Care4, L.P.   |   |
| 757. CareCenter Pharmacy, L.L.C.                         |   |
| 758. CareFlorida Health Plan, Inc.                       |   |
| 759. Carefree Insurance Services, Inc.                   |   |
| 760. Carelink Health Plans, Inc.                         |   |
| 761. Caremark Advantage, Inc.                            |   |
| 762. Caremark Advantage, L.L.C.                          |   |
| 763. Caremark Arizona Mail Pharmacy Holding, LLC         |   |
| 764. Caremark Arizona Mail Pharmacy, LLC                 |   |
| 765. Caremark Arizona Specialty Pharmacy Holding, L.L.C. |   |



790.	Caremark Hawaii Specialty Pharmacy Holding, LLC	814.	Caremark Kansas Specialty Pharmacy Holding, LLC
791.	Caremark Hawaii Specialty Pharmacy, LLC	815.	Caremark Kansas Specialty Pharmacy, LLC
792.	Caremark Homecare, Inc.	816.	Caremark Limited, LLC
793.	Caremark Honolulu Pharmacy, LLC	817.	Caremark Logistics Holding, LLC
794.	Caremark Illinois CareCenter Pharmacy Holding I, LLC	818.	Caremark Logistics, LLC
795.	Caremark Illinois CareCenter Pharmacy Holding II, LLC	819.	Caremark Louisiana Specialty Pharmacy Holding, LLC
796.	Caremark Illinois CareCenter Pharmacy Holding, LLC	820.	Caremark Louisiana Specialty Pharmacy, LLC
797.	Caremark Illinois CareCenter Pharmacy I, LLC	821.	Caremark Mail Pharmacy, LLC
798.	Caremark Illinois CareCenter Pharmacy II, LLC	822.	Caremark Management Limited, LLC
799.	Caremark Illinois CareCenter Pharmacy, LLC	823.	Caremark Management, L.L.C.
800.	Caremark Illinois Mail Pharmacy Holding, LLC	824.	Caremark Management, LP
801.	Caremark Illinois Mail Pharmacy, LLC	825.	Caremark Maryland CareCenter Pharmacy Holding, LLC
802.	Caremark Illinois Specialty Pharmacy Holding, LLC	826.	Caremark Maryland CareCenter Pharmacy, LLC
803.	Caremark Illinois Specialty Pharmacy, LLC	827.	Caremark Maryland Specialty Pharmacy Holding, LLC
804.	Caremark Indemnity, Ltd.	828.	Caremark Maryland Specialty Pharmacy, LLC
805.	Caremark International, Inc.	829.	Caremark Massachusetts Specialty Pharmacy Holding, LLC
806.	Caremark International, L.L.C.	830.	Caremark Massachusetts Specialty Pharmacy, LLC
807.	Caremark Iowa CareCenter Pharmacy Holding I, LLC	831.	Caremark MergerSub, L.L.C.
808.	Caremark Iowa CareCenter Pharmacy Holding, LLC	832.	Caremark Michigan Specialty Pharmacy Holding, LLC
809.	Caremark Iowa CareCenter Pharmacy I, LLC	833.	Caremark Michigan Specialty Pharmacy, LLC
810.	Caremark Iowa CareCenter Pharmacy, LLC	834.	Caremark Minnesota Specialty Pharmacy Holding, LLC
811.	Caremark IPA, L.L.C.	835.	Caremark Minnesota Specialty Pharmacy, LLC
812.	Caremark Irving Resource Center Holding, LLC	836.	Caremark Miramar Pharmacy, LLC
813.	Caremark Irving Resource Center, LLC	837.	Caremark New Jersey CareCenter Pharmacy Holding, LLC
		838.	Caremark New Jersey CareCenter Pharmacy, LLC

- |   |  |
|---|--|
| 839. Caremark New Jersey Specialty Pharmacy Holding, LLC      | 865. Caremark Redlands Pharmacy, L.L.C.                  |
| 840. Caremark New Jersey Specialty Pharmacy, LLC              | 866. Caremark Repack, LLC                                |
| 841. Caremark North Carolina CareCenter Pharmacy Holding, LLC | 867. Caremark Resource Center General, LLC               |
| 842. Caremark North Carolina CareCenter Pharmacy, LLC         | 868. Caremark Rx, Inc.                                   |
| 843. Caremark North Carolina Specialty Pharmacy Holding LLC   | 869. Caremark Rx, L.L.C.                                 |
| 844. Caremark North Carolina Specialty Pharmacy, LLC          | 870. Caremark San Antonio Pharmacy, LLC                  |
| 845. Caremark Ohio CareCenter Pharmacy Holding, LLC           | 871. Caremark San Antonio Resource Center Holding, LLC   |
| 846. Caremark Ohio CareCenter Pharmacy, LLC                   | 872. Caremark San Antonio Resource Center, LLC           |
| 847. Caremark Ohio Specialty Pharmacy Holding, L.L.C.         | 873. Caremark Specialty Pharmacy, LLC                    |
| 848. Caremark Ohio Specialty Pharmacy, L.L.C.                 | 874. Caremark Tampa Pharmacy, LLC                        |
| 849. Caremark Onsite Pharmacy, Inc.                           | 875. Caremark Tennessee CareCenter Pharmacy Holding, LLC |
| 850. Caremark Pennsylvania Specialty Pharmacy Holding, LLC    | 876. Caremark Tennessee CareCenter Pharmacy, LLC         |
| 851. Caremark Pennsylvania Specialty Pharmacy, LLC            | 877. Caremark Tennessee Specialty Pharmacy Holding, LLC  |
| 852. Caremark Pharmacy, L.L.C.                                | 878. Caremark Tennessee Specialty Pharmacy, LLC          |
| 853. Caremark PhC, L.L.C.                                     | 879. Caremark Texas Mail Pharmacy Holding, LLC           |
| 854. Caremark Phoenix Pharmacy, LLC                           | 880. Caremark Texas Mail Pharmacy, LLC                   |
| 855. Caremark Pittsburgh Pharmacy, LLC                        | 881. Caremark Texas Specialty Pharmacy, LLC              |
| 856. Caremark Procurement Corporation                         | 882. Caremark Ulysses Holding Corp.                      |
| 857. Caremark Procurement, L.L.C.                             | 883. Caremark Washington Specialty Pharmacy Holding, LLC |
| 858. Caremark Puerto Rico Holding LLC                         | 884. Caremark Washington Specialty Pharmacy, LLC         |
| 859. Caremark Puerto Rico L.L.C.                              | 885. Caremark, L.L.C.                                    |
| 860. Caremark Puerto Rico Specialty Pharmacy Holding LLC      | 886. Caremark, LP  |
| 861. Caremark Puerto Rico Specialty Pharmacy L.L.C.           | 887. CaremarkPCS   |
| 862. Caremark Puerto Rico, Inc.                               | 888. CaremarkPCS Alabama Mail Pharmacy Holding, LLC      |
| 863. Caremark Raleigh Pharmacy, LLC                           | 889. CaremarkPCS Alabama Mail Pharmacy, LLC              |
| 864. Caremark Receivable, LLC                                 | 890. CaremarkPCS Caribbean, Inc.                         |
|   | 891. CaremarkPCS Health Systems, LLC                     |

- |      |   |      |   |
|------|---|------|---|
| 892. | CaremarkPCS Health, LLC                             | 929. | Center Plaza CVS, Inc.                  |
| 893. | CaremarkPCS Health, LP                              | 930. | Center Square CVS, Inc.                 |
| 894. | CaremarkPCS Mail Pharmacy, LLC                      | 931. | Centerville Falmouth St. CVS, Inc.      |
| 895. | CaremarkPCS Pennsylvania Mail Pharmacy Holding, LLC | 932. | Central Ave SEC CVS, L.L.C.             |
| 896. | CaremarkPCS Pennsylvania Mail Pharmacy, LLC         | 933. | Central City Mall CVS, Inc.             |
| 897. | CaremarkPCS Texas Mail Pharmacy Holding, LLC        | 934. | Central Rx Services, LLC                |
| 898. | CaremarkPCS Texas Mail Pharmacy, LLC                | 935. | Central Square CVS, Inc.                |
| 899. | CaremarkPCS, L.L.C.                                 | 936. | Central St. Petersburg CVS, L.L.C.      |
| 900. | Carney CVS, Inc.                                    | 937. | Central Street CVS, Inc.                |
| 901. | Carol Stream IL CVS, L.L.C.                         | 938. | Centreville Road CVS, Inc.              |
| 902. | Carrabile, LLC                                      | 939. | CH Saluda SC 2008, LLC                  |
| 903. | Carroll Denton CVS, L.P.                            | 940. | Chandler AZ CVS, L.L.C.                 |
| 904. | Carroll Street CVS, Inc.                            | 941. | Chandler Dobson CVS, L.L.C.             |
| 905. | Carrollton CVS, L.P.                                | 942. | Chandler Gilbert CVS, L.L.C.            |
| 906. | Carson CA CVS, L.L.C.                               | 943. | Chandler Heights CVS, L.L.C.            |
| 907. | Carver CVS, Inc.                                    | 944. | Chandler Kyrene CVS, L.L.C.             |
| 908. | Cary Tryon CVS, Inc.                                | 945. | Chandler North CVS, L.L.C.              |
| 909. | Cascades CVS, Inc.                                  | 946. | Chandler Street CVS, Inc.               |
| 910. | Cashmere St. Lucie CVS, L.L.C.                      | 947. | Chandler Warner CVS, L.L.C.             |
| 911. | Cass Darien CVS, L.L.C.                             | 948. | Chanhassen CVS, L.L.C.                  |
| 912. | Castor Avenue CVS, Inc.                             | 949. | Chapman Avenue CVS, Inc.                |
| 913. | Castro Street ProCare Pharmacy, Inc.                | 950. | Chappaqua CVS, L.L.C.                   |
| 914. | Catalpa Chicago CVS, L.L.C.                         | 951. | Charles Street Baltimore CVS, Inc.      |
| 915. | Cathedral City CVS, L.L.C.                          | 952. | Charles Street CVS, Inc.                |
| 916. | Caton Farm Joliet CVS, L.L.C.                       | 953. | Charleston Area Health Plan, Inc.       |
| 917. | CC Advertising & Marketing, LLC                     | 954. | Charlie Acquisition Corporation         |
| 918. | CCI Foreign Holdings, Sarl                          | 955. | Charlott Street CVS, Inc.               |
| 919. | CCI Foreign, Sarl                                   | 956. | Charlotte NC CVS, Inc.                  |
| 920. | CCRx Holdings, LLC                                  | 957. | Charlotte PUD, LLC                      |
| 921. | CCRx of North Carolina Holdings, LLC                | 958. | Charlton MA CVS, Inc.                   |
| 922. | CCRx of North Carolina, LLC                         | 959. | Charlton PharmaCare Pharmacy, Inc.      |
| 923. | Cedar Garwood CVS, L.L.C.                           | 960. | Chatham CVS, Inc.                       |
| 924. | Cedar Park CVS, Inc.                                | 961. | Chatham Main St. CVS, Inc.              |
| 925. | Cedar Park Peoples, Inc.                            | 962. | Chatsworth CVS, L.L.C.                  |
| 926. | Center City CVS, Inc.                               | 963. | CHC Casualty Risk Retention Group, Inc. |
| 927. | Center Moriches CVS, Inc.                           | 964. | CHCCares, Inc.                          |
| 928. | Center Pasadena CVS, L.P.                           | 965. | Cheektowaga-Como CVS, Inc.              |
|      |   | 966. | Chelsea AL CVS, Inc.                    |
|      |   | 967. | Cheltenham CVS, Inc.                    |
|      |   | 968. | Cherry Hill C.K. Jeanery, Inc.          |
|      |   | 969. | Cherry Tree Lane CVS, Inc.              |

970. Cheshire CVS, Inc.
971. Chester MD CVS, L.L.C.
972. Chester NY CVS, L.L.C.
973. Chesterfield CVS, Inc.
974. Chestnut Hill CVS, Inc.
975. Chestnut Montvale CVS, L.L.C.
976. Chestnut St. CVS, Inc.
977. Chestnut Street CVS, Inc.
978. Chicago CVS Store, L.L.C.
979. Chicago Heights IL CVS, L.L.C.
980. Chicago North Central CVS, L.L.C.
981. Chicago Pulaski CVS, L.L.C.
982. Chicago Ridge IL CVS, L.L.C.
983. Chicago West Irving Park CVS, L.L.C.
984. Chichester CVS, Inc.
985. Chick Springs CVS, Inc.
986. Chickering Benefit Planning Insurance Agency, Inc.
987. Chickering Claims Administrators, Inc.
988. Chicopee CVS, Inc.
989. Chicopee Exchange Street CVS, Inc.
990. Chicopee Memorial CVS, Inc.
991. Children's Hospital of Michigan Outpatient Pharmacy, Inc.
992. Chili CVS, Inc.
993. Chimney Rock CVS, L.P.
994. China Town CVS, Inc.
995. Chino Ave SEC CVS, L.L.C.
996. Chino Hills CVS, Inc.
997. Choice Source Therapeutic of Houston, Texas, L.L.C.
998. Choice Source Therapeutic South, L.L.C.
999. Choice Source, L.L.C.
1000. CHP Acquisition Corp.
1001. CHP Acquisition, LLC
1002. Christiana CVS, Inc.
1003. Chula Vista CVS, Inc.
1004. Church Avenue CVS, Inc.
1005. Cicero Addison CVS, L.L.C.
1006. Cincinnati CVS, L.L.C.
1007. Cin-Dayton CVS, Inc.
1008. CIP Acquisition, LLC
1009. Circle Plaza CVS, Inc.
1010. Circle Tallahassee RE, L.L.C.
1011. Circulation, LLC
1012. City Line Avenue CVS, Inc.
1013. Claims Administration Corp.
1014. ClaimsPro Management Services, Inc.
1015. Clairmont Road CVS, Inc.
1016. Clairton Boulevard CVS, Inc.
1017. Claremont River CVS, Inc.
1018. Clarendon Blvd. CVS, Inc.
1019. Clarendon Boulevard CVS, Inc.
1020. Clark Chicago CVS, L.L.C.
1021. Clark CVS, Inc.
1022. Clarkston CVS, Inc.
1023. Clarksville MD CVS, L.L.C.
1024. Clayton CVS, Inc.
1025. Clearwater CVS, Inc.
1026. Clearwater Sunset CVS, Inc.
1027. Clementon Square CVS, Inc.
1028. Clermont CVS, L.L.C.
1029. Cleveland Lorain CVS, Inc.
1030. Cleveland Primary Care Associates, P.A., Inc.
1031. Cliffside Park CVS, L.L.C.
1032. Clifton CVS, Inc.
1033. Clint Moore Boca Raton CVS, L.L.C.
1034. Clinton Center CVS, Inc.
1035. Clinton Discount Stores, Inc.
1036. Clinton Post CVS, Inc.
1037. Cloppers Mill CVS, Inc.
1038. Cloppers Mill Peoples, inc.
1039. Clover CVS, L.L.C.
1040. Clyde Daytona CVS, L.L.C.
1041. CMBS Holdings, Inc.
1042. CMBS Holdings, Inc. II
1043. CMBS Holdings, L.L.C.
1044. Cochran CVS, L.L.C.
1045. Coconut Creek CVS, Inc.

1046. Cofinity, Inc.
1047. Cohasset CVS, Inc.
1048. Cohoes CVS, L.L.C.
1049. Coit Dallas CVS, L.P.
1050. Coit McDermott CVS, L.P.
1051. Colchester CT CVS, Inc.
1052. College Anaheim CVS, L.L.C.
1053. College Point CVS, Inc.
1054. College Street CVS, Inc.
1055. Collegeville CVS, Inc.
1056. Collings CVS, Inc.
1057. Colonial Place CVS, Inc.
1058. Colonie CVS, Inc.
1059. Columbia CVS, Inc.
1060. Columbus CVS, L.L.C.
1061. Columbus High Street CVS, Inc.
1062. Columbus New York CVS, Inc.
1063. Columbus Polaris CVS, Inc.
1064. Commack CVS, Inc.
1065. Commerce Palms Tampa CVS, L.L.C.
1066. Commercial CVS, Inc.
1067. Committed Provider Services, LLC
1068. COMMUNITY HEALTH CARE SOLUTIONS LLC
1069. Compass Health Services, LLC
1070. Compo Center CVS, Inc.
1071. Compscript, LLC
1072. Computer Development, Inc.
1073. Concord Crisco CVS, Inc.
1074. Concord Road CVS, Inc.
1075. Conewango CVS, Inc.
1076. Confident Care Health Plan, Inc.
1077. Congress Austin CVS TX, L.L.C.
1078. Connecticut Avenue CVS, Inc.
1079. Connecticut CVS Pharmacy, L.L.C.
1080. Conservco, Inc.
1081. Conshohocken CVS, Inc.
1082. Constitution Blvd. CVS, Inc.
1083. Consumer Health Interactive, L.L.C.
1084. Consumer Value Store of Bangor, Inc.
1085. Consumer Value Stores of Lowell, Inc.
1086. Consumer Value stores of Merrimack, Inc.
1087. Consumer Value Stores of Revere, Inc.
1088. Consumer Value Stores of Rhode Island, Inc.
1089. Consumer Value Stores of White City, Inc.
1090. Consumer Value Stores of Worcester, Inc.
1091. Continental Life Insurance Company of Brentwood, Tennessee
1092. Continuing Care Rx, LLC
1093. Conyers CVS, Inc.
1094. Coolidge Corner CVS, Inc.
1095. Coon Rapids MN CVS, L.L.C.
1096. Cooper City CVS, L.L.C.
1097. Coopersburg CVS, Inc.
1098. Copiaque CVS, Inc.
1099. Copley CVS, Inc.
1100. Coral Ridge CVS, L.L.C.
1101. Coram Alternate Site Services, Inc.
1102. Coram Clinical Trials, Inc.
1103. Coram Healthcare Corporation of Alabama
1104. Coram Healthcare Corporation of Florida
1105. Coram Healthcare Corporation of Greater D.C.
1106. Coram Healthcare Corporation of Greater New York
1107. Coram Healthcare Corporation of Indiana
1108. Coram Healthcare Corporation of Massachusetts
1109. Coram Healthcare Corporation of Mississippi
1110. Coram Healthcare Corporation of Nevada
1111. Coram Healthcare Corporation of North Texas

- |   |   |
|---|---|
| 1112. Coram Healthcare Corporation of Northern California | 1142. Coventry Health Care National Accounts, Inc.    |
| 1113. Coram Healthcare Corporation of Rhode Island        | 1143. Coventry Health Care National Network, Inc.     |
| 1114. Coram Healthcare Corporation of Southern California | 1144. Coventry Health Care of Delaware, Inc.          |
| 1115. Coram Healthcare Corporation of Southern Florida    | 1145. Coventry Health Care of Florida, Inc.           |
| 1116. Coram Healthcare Corporation of Utah                | 1146. Coventry Health Care of Georgia, Inc.           |
| 1117. Coram Healthcare/Carolina Home Therapeutics, LLC    | 1147. Coventry Health Care of Illinois, Inc.          |
| 1118. Coram LLC   | 1148. Coventry Health Care of Iowa, Inc.              |
| 1119. Coram Service Corporation                           | 1149. Coventry Health Care of Kansas, Inc.            |
| 1120. Coram Specialty Infusion Services, Inc.             | 1150. Coventry Health Care of Louisiana, Inc.         |
| 1121. CoramRx, LLC  | 1151. Coventry Health Care of Missouri, Inc.          |
| 1122. Corbin Avenue CVS, Inc.                             | 1152. Coventry Health Care of Nebraska, Inc.          |
| 1123. Corey Enterprises, Inc.                             | 1153. Coventry Health Care of Pennsylvania, Inc.      |
| 1124. Cornelius CVS, Inc.                                 | 1154. Coventry Health Care of Texas, Inc.             |
| 1125. Corning Park Plaza CVS, Inc.                        | 1155. Coventry Health Care of the Carolinas, Inc.     |
| 1126. Corona CVS, Inc.                                    | 1156. Coventry Health Care of Virginia, Inc.          |
| 1127. Corporate Benefit Strategies, Inc.                  | 1157. Coventry Health Care of West Virginia, Inc.     |
| 1128. Corporate Health Administrators, Inc.               | 1158. Coventry Health Care Workers Compensation, Inc. |
| 1129. Corporate Health Insurance Company                  | 1159. Coventry Health Care, Inc.                      |
| 1130. Cortez Bradenton CVS, L.L.C.                        | 1160. Coventry Health of Michigan, Inc.               |
| 1131. Cottage Grove CVS, Inc.                             | 1161. Coventry Health Plan of Florida, Inc.           |
| 1132. Cotuit CVS, Inc.                                    | 1162. Coventry Healthcare Management Corporation      |
| 1133. County Line CVS, Inc.                               | 1163. Coventry Independent Medical Exams of Texas, PA |
| 1134. County Road CVS, L.L.C.                             | 1164. Coventry Lake CVS, Inc.                         |
| 1135. Court Street CVS, L.L.C.                            | 1165. Coventry Management Services, Inc.              |
| 1136. Courtland Street CVS, Inc.                          |   |
| 1137. Courtyards of Costa Mesa CVS, Inc.                  |   |
| 1138. Coventry Consumer Advantage, Inc.                   |   |
| 1139. Coventry CT CVS, Inc.                               |   |
| 1140. Coventry Financial Management Services, Inc.        |   |
| 1141. Coventry Health and Life Insurance Company          |   |

- |   |                                      |
|---|--------------------------------------|
| 1166. Coventry Merger Holdings, Inc.                  | 1207. Croydon CVS, Inc.              |
| 1167. Coventry Merger Sub                             | 1208. Crystal Drive CVS, L.L.C.      |
| 1168. Coventry Prescription Management Services, Inc. | 1209. Crystal Lake CVS, L.L.C.       |
| 1169. Coventry Rehabilitation Services, Inc.          | 1210. Crystal Plaza CVS, Inc.,       |
| 1170. Coventry Specialty Services, LLC                | 1211. Crystal Waterford CVS, Inc.    |
| 1171. Coventry Square CVS, Inc.                       | 1212. CSR, Inc.                      |
| 1172. Coventry Summit Health Plan, Inc.               | 1213. Cucamonga Foothill CVS, L.L.C. |
| 1173. Coventry Transplant Network, Inc.               | 1214. Culver City CVS, Inc.          |
| 1174. CoventryCares of Michigan, Inc.                 | 1215. Cumberland Bear Hill CVS, Inc. |
| 1175. Coviello Plaza CVS, Inc.                        | 1216. Cumberland Church CVS, Inc.    |
| 1176. Covina (Cal.) CVS, Inc.                         | 1217. Cumberland Retailer, Inc.      |
| 1177. Covington CVS, Inc.                             | 1218. Cumming GA CVS, Inc.           |
| 1178. Cox CVS, Inc.                                   | 1219. Cumru CVS, Inc.                |
| 1179. CP Acquisition Corp.                            | 1220. Curaflex Health Services       |
| 1180. CP Acquisition, LLC                             | 1221. Cuyahoga Oakwood CVS, Inc.     |
| 1181. CP Red Springs NC 2008, LLC                     | 1222. CVS 1001 MA, L.L.C.            |
| 1182. CP Services LLC                                 | 1223. CVS 10012 OK, L.L.C.           |
| 1183. CR 545 Davenport CVS, L.L.C.                    | 1224. CVS 10013 VA, L.L.C.           |
| 1184. Crabapple CVS, Inc.                             | 1225. CVS 10015 MA, L.L.C.           |
| 1185. Craig Road CVS, L.L.C.                          | 1226. CVS 10018 VA, L.L.C.           |
| 1186. Cranberry CVS, Inc.                             | 1227. CVS 10019 AR, L.L.C.           |
| 1187. Cranberry PA CVS, Inc.                          | 1228. CVS 10021 VA, L.L.C.           |
| 1188. Cranberry Township CVS, Inc.                    | 1229. CVS 10024 VA, L.L.C.           |
| 1189. Cranston Retailer, Inc.                         | 1230. CVS 10049 KY, L.L.C.           |
| 1190. Cranston RI CVS, Inc.                           | 1231. CVS 10065 OK, L.L.C.           |
| 1191. Cranston-Elmwood CVS, Inc.                      | 1232. CVS 10072 TN, L.L.C.           |
| 1192. Cranston-Reservoir CVS, Inc.                    | 1233. CVS 10076 AL, L.L.C.           |
| 1193. Cresco CVS, Inc.                                | 1234. CVS 10078 FL, L.L.C.           |
| 1194. Cressona Mall CVS, Inc.                         | 1235. CVS 10088 VA, L.L.C.           |
| 1195. Crest CVS, Inc.                                 | 1236. CVS 10099 DE, L.L.C.           |
| 1196. Crestwood KY CVS, Inc.                          | 1237. CVS 10101 OK, L.L.C.           |
| 1197. Crismon Mesa CVS, L.L.C.                        | 1238. CVS 10102 OK, L.L.C.           |
| 1198. Criterion Communications, Inc.                  | 1239. CVS 10117 VA, L.L.C.           |
| 1199. Crofton MD CVS, L.L.C.                          | 1240. CVS 10122 FL, L.L.C.           |
| 1200. Cromwell CT CVS, Inc.                           | 1241. CVS 10124 WV, L.L.C.           |
| 1201. Cropsey Avenue CVS, L.L.C.                      | 1242. CVS 10125 MA, L.L.C.           |
| 1202. Cross Keys Place CVS, Inc.                      | 1243. CVS 10131 FL, L.L.C.           |
| 1203. Crossgates CVS Store, Inc.                      | 1244. CVS 10143 WI, L.L.C.           |
| 1204. Crossroads Plaza CVS, Inc.                      | 1245. CVS 10154 GA, L.L.C.           |
| 1205. Croton-On-Hudson CVS, L.L.C.                    | 1246. CVS 10156 NC, L.L.C.           |
| 1206. Crowley TX CVS, L.P.                            | 1247. CVS 10163 WI, L.L.C.           |
|   | 1248. CVS 10170 VA, L.L.C.           |
|   | 1249. CVS 10172 WI, L.L.C.           |

- |       |                      |       |                      |
|-------|----------------------|-------|----------------------|
| 1250. | CVS 10175 OK, L.L.C. | 1293. | CVS 10430 AR, L.L.C. |
| 1251. | CVS 10196 MA, L.L.C. | 1294. | CVS 10431 AR, L.L.C. |
| 1252. | CVS 10201 MN, L.L.C. | 1295. | CVS 10432 AR, L.L.C. |
| 1253. | CVS 10202 VA, L.L.C. | 1296. | CVS 10437 OK, L.L.C. |
| 1254. | CVS 10205 KY, L.L.C. | 1297. | CVS 10441 NE, L.L.C. |
| 1255. | CVS 10206 AL, L.L.C. | 1298. | CVS 10453 VA, L.L.C. |
| 1256. | CVS 10208 AL, L.L.C. | 1299. | CVS 10454 VA, L.L.C. |
| 1257. | CVS 10209 OH, L.L.C. | 1300. | CVS 10457 OH, L.L.C. |
| 1258. | CVS 10213 OK, L.L.C. | 1301. | CVS 10501 MA, L.L.C. |
| 1259. | CVS 10214 OK, L.L.C. | 1302. | CVS 10504 FL, L.L.C. |
| 1260. | CVS 10238 DE, L.L.C. | 1303. | CVS 10515 TN, L.L.C. |
| 1261. | CVS 10242 NE, L.L.C. | 1304. | CVS 10518 AR, L.L.C. |
| 1262. | CVS 10243 NE, L.L.C. | 1305. | CVS 10519 AR, L.L.C. |
| 1263. | CVS 10246 OH, L.L.C. | 1306. | CVS 10520 OK, L.L.C. |
| 1264. | CVS 10248 OH, L.L.C. | 1307. | CVS 10533 WI, L.L.C. |
| 1265. | CVS 10251 VA, L.L.C. | 1308. | CVS 10534 AR, L.L.C. |
| 1266. | CVS 10252 MN, L.L.C. | 1309. | CVS 10539 AR, L.L.C. |
| 1267. | CVS 10255 AR, L.L.C. | 1310. | CVS 10549 WI, L.L.C. |
| 1268. | CVS 10272 OK, L.L.C. | 1311. | CVS 1055 FL, L.L.C.  |
| 1269. | CVS 10273 OK, L.L.C. | 1312. | CVS 10560 OK, L.L.C. |
| 1270. | CVS 10274 OK, L.L.C. | 1313. | CVS 10561 OK, L.L.C. |
| 1271. | CVS 10275 OK, L.L.C. | 1314. | CVS 10563 VA, L.L.C. |
| 1272. | CVS 10279 KY, L.L.C. | 1315. | CVS 10566 WV, L.L.C. |
| 1273. | CVS 10286 VA, L.L.C. | 1316. | CVS 10586 VA, L.L.C. |
| 1274. | CVS 10293 NE, L.L.C. | 1317. | CVS 10589 GA, L.L.C. |
| 1275. | CVS 10320 VA, L.L.C. | 1318. | CVS 1063 CA, L.L.C.  |
| 1276. | CVS 10326 OK, L.L.C. | 1319. | CVS 10644 FL, L.L.C. |
| 1277. | CVS 10346 FL, L.L.C. | 1320. | CVS 10645 TN, L.L.C. |
| 1278. | CVS 10357 GA, L.L.C. | 1321. | CVS 10666 AR, L.L.C. |
| 1279. | CVS 10358 GA, L.L.C. | 1322. | CVS 10678 AR, L.L.C. |
| 1280. | CVS 10372 OH, L.L.C. | 1323. | CVS 10683 KY, L.L.C. |
| 1281. | CVS 10374 OH, L.L.C. | 1324. | CVS 10684 VA, L.L.C. |
| 1282. | CVS 10376 DE, L.L.C. | 1325. | CVS 10746 VA, L.L.C. |
| 1283. | CVS 10396 MN, L.L.C. | 1326. | CVS 10756 MN, L.L.C. |
| 1284. | CVS 1040 FL, L.L.C.  | 1327. | CVS 10768 VA, L.L.C. |
| 1285. | CVS 10408 AR, L.L.C. | 1328. | CVS 10769 VA, L.L.C. |
| 1286. | CVS 10409 AR, L.L.C. | 1329. | CVS 10770 VA, L.L.C. |
| 1287. | CVS 1041 MA, L.L.C.  | 1330. | CVS 10771 MN, L.L.C. |
| 1288. | CVS 10410 NE, L.L.C. | 1331. | CVS 10772 WI, L.L.C. |
| 1289. | CVS 10411 WI, L.L.C. | 1332. | CVS 10779 AR, L.L.C. |
| 1290. | CVS 10416 AL, L.L.C. | 1333. | CVS 1078 IN, L.L.C.  |
| 1291. | CVS 10419 WI, L.L.C. | 1334. | CVS 10781 CO, L.L.C. |
| 1292. | CVS 10422 VA, L.L.C. | 1335. | CVS 10782 CO, L.L.C. |



- 1336. CVS 10783 CO, L.L.C.
- 1337. CVS 10784 CO, L.L.C.
- 1338. CVS 10785 CO, L.L.C.
- 1339. CVS 10787 SC, L.L.C.
- 1340. CVS 10788 KY, L.L.C.
- 1341. CVS 1079 GA, L.L.C.
- 1342. CVS 10811 AL, L.L.C.
- 1343. CVS 10812 KY, L.L.C.
- 1344. CVS 10816 AR, L.L.C.
- 1345. CVS 10830 CO, L.L.C.
- 1346. CVS 10831 CO, L.L.C.
- 1347. CVS 10836 MA, L.L.C.
- 1348. CVS 10893 OH, L.L.C.
- 1349. CVS 10898 AL, L.L.C.
- 1350. CVS 10937 VA, L.L.C.
- 1351. CVS 10949 TN, L.L.C.
- 1352. CVS 10958 CO, L.L.C.
- 1353. CVS 10967 VA, L.L.C.
- 1354. CVS 10968 VA, L.L.C.
- 1355. CVS 10975 AR, L.L.C.
- 1356. CVS 10976 OK, L.L.C.
- 1357. CVS 1099 LA, L.L.C.
- 1358. CVS 10990 VA, L.L.C.
- 1359. CVS 10992 VA, L.L.C.
- 1360. CVS 10th Street, L.L.C.
- 1361. CVS 11000 CO, L.L.C.
- 1362. CVS 11001 CO, L.L.C.
- 1363. CVS 11002 CO, L.L.C.
- 1364. CVS 11016 AL, L.L.C.
- 1365. CVS 11017 GA, L.L.C.
- 1366. CVS 11019 KY, L.L.C.
- 1367. CVS 11024 CO, L.L.C.
- 1368. CVS 11056 VA, L.L.C.
- 1369. CVS 11070 MN, L.L.C.
- 1370. CVS 11083 VA, L.L.C.
- 1371. CVS 11086 OH, L.L.C.
- 1372. CVS 11089 KY, L.L.C.
- 1373. CVS 11092 OK, L.L.C.
- 1374. CVS 11093 AR, L.L.C.
- 1375. CVS 11104 CO, L.L.C.
- 1376. CVS 11105 CO, L.L.C.
- 1377. CVS 11115 VA, L.L.C.
- 1378. CVS 11138 CO, L.L.C.
- 1379. CVS 1114 FL, L.L.C.
- 1380. CVS 11155 OH, L.L.C.
- 1381. CVS 11158 AR, L.L.C.
- 1382. CVS 11179 VA, L.L.C.
- 1383. CVS 1118 NY, L.L.C.
- 1384. CVS 11233 VA, L.L.C.
- 1385. CVS 1126 FL, L.L.C.
- 1386. CVS 11288 MA, L.L.C.
- 1387. CVS 113 FL, L.L.C.
- 1388. CVS 1131 MA, L.L.C.
- 1389. CVS 11337 CO, L.L.C.
- 1390. CVS 1140 SC, L.L.C.
- 1391. CVS 11450 SC LLC
- 1392. CVS 115 W., L.L.C.
- 1393. CVS 1150 MI, L.L.C.
- 1394. CVS 1161 IL, L.L.C.
- 1395. CVS 1172 IL, L.L.C.
- 1396. CVS 1189 MA, L.L.C.
- 1397. CVS 1194 SC, L.L.C.
- 1398. CVS 12 VA, L.L.C.
- 1399. CVS 1200 SC, L.L.C.
- 1400. CVS 1218 NC, L.L.C.
- 1401. CVS 1223 OH, L.L.C.
- 1402. CVS 1246 NC, L.L.C.
- 1403. CVS 1316 FL, L.L.C.
- 1404. CVS 1359 GA, L.L.C.
- 1405. CVS 1383 VA, L.L.C.
- 1406. CVS 1420 GA, L.L.C.
- 1407. CVS 1423 VA, L.L.C.
- 1408. CVS 1427, L.L.C.
- 1409. CVS 1428 WV, L.L.C.
- 1410. CVS 1429 WV, L.L.C.
- 1411. CVS 1435 MD, L.L.C.
- 1412. CVS 1452 MD, L.L.C.
- 1413. CVS 1461 MD, L.L.C.
- 1414. CVS 1464 OH, L.L.C.
- 1415. CVS 1481 MD, L.L.C.
- 1416. CVS 1488 MD, L.L.C.
- 1417. CVS 1501 MD, L.L.C.
- 1418. CVS 1507 NV, L.L.C.
- 1419. CVS 1515 MD, L.L.C.
- 1420. CVS 1525 VA, L.L.C.
- 1421. CVS 1534 VA, L.L.C.

1422. CVS 1538 VA, L.L.C.
1423. CVS 1547 VA, L.L.C.
1424. CVS 1550 VA, L.L.C.
1425. CVS 1553 VA, L.L.C.
1426. CVS 1556 VA, L.L.C.
1427. CVS 1557 VA, L.L.C.
1428. CVS 1561 VA, L.L.C.
1429. CVS 1589 MI, L.L.C.
1430. CVS 161 SC, L.L.C.
1431. CVS 1619 IL, L.L.C.
1432. CVS 1643 NC, L.L.C.
1433. CVS 1674 NC, L.L.C.
1434. CVS 1741 TN, L.L.C.
1435. CVS 1742 NC, L.L.C.
1436. CVS 1743 AZ, L.L.C.
1437. CVS 1748 MI, L.L.C.
1438. CVS 1752 NC, L.L.C.
1439. CVS 1756 OH, L.L.C.
1440. CVS 1758 MI, L.L.C.
1441. CVS 1769 FL, L.L.C.
1442. CVS 1777 AL, L.L.C.
1443. CVS 1782 NJ, L.L.C.
1444. CVS 1786 MA, L.L.C.
1445. CVS 1798 VA, L.L.C.
1446. CVS 180 SC, L.L.C.
1447. CVS 1803 MA, L.L.C.
1448. CVS 1815 FL, L.L.C.
1449. CVS 1836 VA, L.L.C.
1450. CVS 1844 MA, L.L.C.
1451. CVS 1867 MA, L.L.C.
1452. CVS 1874 MA, L.L.C.
1453. CVS 1933 LA, L.L.C.
1454. CVS 1944 NC, L.L.C.
1455. CVS 1978 VA, L.L.C.
1456. CVS 1979 VA, L.L.C.
1457. CVS 1991 VA, L.L.C.
1458. CVS 20 MA, L.L.C.
1459. CVS 2003 VA, L.L.C.
1460. CVS 2004 VA, L.L.C.
1461. CVS 2019 VA, L.L.C.
1462. CVS 2033 MD, L.L.C.
1463. CVS 2048 RI, L.L.C.
1464. CVS 205 SC, L.L.C.
1465. CVS 2065 RI, L.L.C.
1466. CVS 2105 GA, L.L.C.
1467. CVS 211 MI, L.L.C.
1468. CVS 2148 WV, L.L.C.
1469. CVS 2212 GA, L.L.C.
1470. CVS 2214 WI, L.L.C.
1471. CVS 2276 MN, L.L.C.
1472. CVS 2315 VA, L.L.C.
1473. CVS 232 NY, L.L.C.
1474. CVS 2386 TN, L.L.C.
1475. CVS 244 MD, L.L.C.
1476. CVS 2446 SC, L.L.C.
1477. CVS 2489 OK, L.L.C.
1478. CVS 249 First Avenue, L.L.C.
1479. CVS 2497 SC, L.L.C.
1480. CVS 2512 OK, L.L.C.
1481. CVS 2522 Baltimore, L.L.C.
1482. CVS 2538 NC, L.L.C.
1483. CVS 2544 GA, L.L.C.
1484. CVS 2544 Peachtree, L.L.C.
1485. CVS 2545 CT, L.L.C.
1486. CVS 2548 NC, L.L.C.
1487. CVS 2555 SC, L.L.C.
1488. CVS 2593 GA, L.L.C.
1489. CVS 264 NJ, L.L.C.
1490. CVS 266 LA, L.L.C.
1491. CVS 26th Street, L.L.C.
1492. CVS 2721 NY, L.L.C.
1493. CVS 2723 NJ, L.L.C.
1494. CVS 2731 Clearwater, L.L.C.
1495. CVS 2732 Hollywood, L.L.C.
1496. CVS 2747 FL, L.L.C.
1497. CVS 2758 Margate, L.L.C.
1498. CVS 2759 St. Petersburg, L.L.C.
1499. CVS 2760 Tampa, L.L.C.
1500. CVS 2767 Pinellas Park, L.L.C.
1501. CVS 2776 VA, L.L.C.
1502. CVS 2786 IL, L.L.C.
1503. CVS 2788 Buffalo Grove, L.L.C.
1504. CVS 2790 Evergreen, L.L.C.
1505. CVS 2797 Niles, L.L.C.
1506. CVS 2798 Chicago, L.L.C.
1507. CVS 2799 Mt. Prospect, L.L.C.

- 1508. CVS 2803 Tampa, L.L.C.
- 1509. CVS 2805 Lauderhill, L.L.C.
- 1510. CVS 2806 Orlando, L.L.C.
- 1511. CVS 2809 IL, L.L.C.
- 1512. CVS 2825 Brandon, L.L.C.
- 1513. CVS 2827 Hillside, L.L.C.
- 1514. CVS 2829 FL, L.L.C.
- 1515. CVS 2842 Palm Harbor, L.L.C.
- 1516. CVS 2844 Chicago, L.L.C.
- 1517. CVS 2846 Chicago, L.L.C.
- 1518. CVS 2863 Rolling Meadows, L.L.C.
- 1519. CVS 2868 Tinton Falls, L.L.C.
- 1520. CVS 2873 St. Petersburg, L.L.C.
- 1521. CVS 2874 Clearwater, L.L.C.
- 1522. CVS 2875 Tampa, L.L.C.
- 1523. CVS 2881 Randolph, L.L.C.
- 1524. CVS 2893 Miami, L.L.C.
- 1525. CVS 2895 Miami, L.L.C.
- 1526. CVS 2898 Tampa, L.L.C.
- 1527. CVS 28th and Eastern, Inc.
- 1528. CVS 2901 Waukegan, L.L.C.
- 1529. CVS 2903 Downers Grove, L.L.C.
- 1530. CVS 2904 FL, L.L.C.
- 1531. CVS 2935 IL, L.L.C.
- 1532. CVS 2936 Joliet, L.L.C.
- 1533. CVS 2942 Chicago, L.L.C.
- 1534. CVS 2948 Henderson, L.L.C.
- 1535. CVS 2949 East Hanover, L.L.C.
- 1536. CVS 2964 Maineville, L.L.C.
- 1537. CVS 2966 FL, L.L.C.
- 1538. CVS 2972 Philadelphia, L.L.C.
- 1539. CVS 2974 MD, L.L.C.
- 1540. CVS 2976 General, Inc.
- 1541. CVS 2977 General, Inc.
- 1542. CVS 2979 General, Inc.
- 1543. CVS 2986 Lincoln Drive, L.L.C.
- 1544. CVS 2987 Lincoln Park, L.L.C.
- 1545. CVS 2987 NJ, L.L.C.
- 1546. CVS 2988 General, Inc.
- 1547. CVS 2989 Las Vegas, L.L.C.
- 1548. CVS 2990 Las Vegas, L.L.C.
- 1549. CVS 2991 General, Inc.
- 1550. CVS 3005 General, Inc.
- 1551. CVS 3006 General, Inc.
- 1552. CVS 3007 General, Inc.
- 1553. CVS 301 MA, L.L.C.
- 1554. CVS 3010 Setauket, L.L.C.
- 1555. CVS 3038 DE, L.L.C.
- 1556. CVS 304 FL, L.L.C.
- 1557. CVS 3042 DE, L.L.C.
- 1558. CVS 3048 VA, L.L.C.
- 1559. CVS 3052 VA, L.L.C.
- 1560. CVS 3082 GA, L.L.C.
- 1561. CVS 3086 GA, L.L.C.
- 1562. CVS 3088 OH, L.L.C.
- 1563. CVS 3114 FL, L.L.C.
- 1564. CVS 3121 FL, L.L.C.
- 1565. CVS 3126 FL, L.L.C.
- 1566. CVS 3134 General, Inc.
- 1567. CVS 3136 North Arlington, L.L.C.
- 1568. CVS 3140 Torresdale, L.L.C.
- 1569. CVS 3143 Chandler, L.L.C.
- 1570. CVS 316 MA, L.L.C.
- 1571. CVS 3163 IL, L.L.C.
- 1572. CVS 3163 Oak Park, L.L.C.
- 1573. CVS 317 NC, L.L.C.
- 1574. CVS 3172 Las Vegas, L.L.C.
- 1575. CVS 3173 General, Inc.
- 1576. CVS 3176 General, Inc.
- 1577. CVS 3177 General, Inc.
- 1578. CVS 3178 General, Inc.
- 1579. CVS 3180 General, Inc.
- 1580. CVS 3181 General, Inc.
- 1581. CVS 3186 WV, L.L.C.
- 1582. CVS 3190 General, Inc.
- 1583. CVS 31st Street Astoria, L.L.C.
- 1584. CVS 320 Fifth Avenue, L.L.C.
- 1585. CVS 320 NJ, L.L.C.
- 1586. CVS 3200 General, Inc.
- 1587. CVS 3205 MN, L.L.C.
- 1588. CVS 3207 General, Inc.
- 1589. CVS 3210 Las Vegas, L.L.C.
- 1590. CVS 3226 FL, L.L.C.
- 1591. CVS 3227 FL, L.L.C.
- 1592. CVS 3231 DE, L.L.C.

1593. CVS 3231 FL, L.L.C.
1594. CVS 3232 NC, L.L.C.
1595. CVS 3245 FL, L.L.C.
1596. CVS 3249 FL, L.L.C.
1597. CVS 3250 FL, L.L.C.
1598. CVS 3257 FL, L.L.C.
1599. CVS 326 RI, L.L.C.
1600. CVS 3264 Phoenix, L.L.C.
1601. CVS 3268 Gilbert, L.L.C.
1602. CVS 3269 FL, L.L.C.
1603. CVS 3271 FL, L.L.C.
1604. CVS 3274 FL, L.L.C.
1605. CVS 3285 FL, L.L.C.
1606. CVS 3292 General, Inc.
1607. CVS 3295 General, Inc.
1608. CVS 3301 OH, L.L.C.
1609. CVS 3318 FL, L.L.C.
1610. CVS 3320 OH, L.L.C.
1611. CVS 3321 OH, L.L.C.
1612. CVS 3336 VA, L.L.C.
1613. CVS 3338 OH, L.L.C.
1614. CVS 3340 OH, L.L.C.
1615. CVS 3343 OH, L.L.C.
1616. CVS 3346 OH, L.L.C.
1617. CVS 3348 GA, L.L.C.
1618. CVS 3350 MN, L.L.C.
1619. CVS 3353 OH, L.L.C.
1620. CVS 3356 OH, L.L.C.
1621. CVS 3380 SC, L.L.C.
1622. CVS 3381 OH, L.L.C.
1623. CVS 3395 FL, L.L.C.
1624. CVS 3396 VA, L.L.C.
1625. CVS 3397 VA, L.L.C.
1626. CVS 3407 OH, L.L.C.
1627. CVS 3416 OH, L.L.C.
1628. CVS 3418 FL, L.L.C.
1629. CVS 3432 OH, L.L.C.
1630. CVS 3435 NC, L.L.C.
1631. CVS 3436 Mesa, L.L.C.
1632. CVS 3452 OH, L.L.C.
1633. CVS 3457 OH, L.L.C.
1634. CVS 3460 VA, L.L.C.
1635. CVS 3468 OH, L.L.C.
1636. CVS 3471 OH, L.L.C.
1637. CVS 3472 OH, L.L.C.
1638. CVS 3474 OH, L.L.C.
1639. CVS 3475 WV, L.L.C.
1640. CVS 3492 Orlando, L.L.C.
1641. CVS 3502 VA, L.L.C.
1642. CVS 3503 VA, L.L.C.
1643. CVS 3515 VA, L.L.C.
1644. CVS 3519 FL, L.L.C.
1645. CVS 352 MD, L.L.C.
1646. CVS 3521 VA, L.L.C.
1647. CVS 3527 NC, L.L.C.
1648. CVS 3537 SC, L.L.C.
1649. CVS 3543 SC, L.L.C.
1650. CVS 3558 NV, L.L.C.
1651. CVS 3560 SC, L.L.C.
1652. CVS 3563 NC, L.L.C.
1653. CVS 3569 NC, L.L.C.
1654. CVS 3574 NC, L.L.C.
1655. CVS 3591 FL, L.L.C.
1656. CVS 3593 NC, L.L.C.
1657. CVS 3597 SC, L.L.C.
1658. CVS 3617 Forks Township, L.L.C.
1659. CVS 3625 AZ, L.L.C.
1660. CVS 3625 Phoenix, L.L.C.
1661. CVS 3643 NC, L.L.C.
1662. CVS 3652 FL, L.L.C.
1663. CVS 3661 FL, L.L.C.
1664. CVS 3663 FL, L.L.C.
1665. CVS 3667 FL, L.L.C.
1666. CVS 3671 FL, L.L.C.
1667. CVS 3693 General, Inc.
1668. CVS 3699 General, Inc.
1669. CVS 3701 General, Inc.
1670. CVS 3702 General, Inc.
1671. CVS 3707 General, Inc.
1672. CVS 3708 General, Inc.
1673. CVS 3711 NC, L.L.C.
1674. CVS 3718 General, Inc.
1675. CVS 3722 FL, L.L.C.
1676. CVS 3724 General, Inc.
1677. CVS 3728 TN, L.L.C.
1678. CVS 373 MA, L.L.C.

- |       |                                 |       |                         |
|-------|---------------------------------|-------|-------------------------|
| 1679. | CVS 3743 TN, L.L.C.             | 1722. | CVS 4005 FL, L.L.C.     |
| 1680. | CVS 3745 Peoria, L.L.C.         | 1723. | CVS 4009 FL, L.L.C.     |
| 1681. | CVS 3749 AZ, L.L.C.             | 1724. | CVS 4015 FL, L.L.C.     |
| 1682. | CVS 3749 Goodyear, L.L.C.       | 1725. | CVS 4016 MA, L.L.C.     |
| 1683. | CVS 3753 FL, L.L.C.             | 1726. | CVS 4025 FL, L.L.C.     |
| 1684. | CVS 3755 St. Petersburg, L.L.C. | 1727. | CVS 4073 MA, L.L.C.     |
| 1685. | CVS 3760 GA, L.L.C.             | 1728. | CVS 4083 Largo, L.L.C.  |
| 1686. | CVS 3762 TN, L.L.C.             | 1729. | CVS 4099 FL, L.L.C.     |
| 1687. | CVS 3766 Dacula, L.L.C.         | 1730. | CVS 410 FL, L.L.C.      |
| 1688. | CVS 3767 GA, L.L.C.             | 1731. | CVS 4110 TN, L.L.C.     |
| 1689. | CVS 3769, L.L.C.                | 1732. | CVS 4135 NC, L.L.C.     |
| 1690. | CVS 3771 GA, L.L.C.             | 1733. | CVS 4139 FL, L.L.C.     |
| 1691. | CVS 3778 GA, L.L.C.             | 1734. | CVS 4143 MA, L.L.C.     |
| 1692. | CVS 3791 TN, L.L.C.             | 1735. | CVS 4146 FL, L.L.C.     |
| 1693. | CVS 3805 SC, L.L.C.             | 1736. | CVS 4153 SC, L.L.C.     |
| 1694. | CVS 3818 FL, L.L.C.             | 1737. | CVS 4155 FL, L.L.C.     |
| 1695. | CVS 3821 SC, L.L.C.             | 1738. | CVS 4164 GA, L.L.C.     |
| 1696. | CVS 3831 NC, L.L.C.             | 1739. | CVS 4175 VA, L.L.C.     |
| 1697. | CVS 3833 NC, L.L.C.             | 1740. | CVS 4176 NC, L.L.C.     |
| 1698. | CVS 3850 SC, L.L.C.             | 1741. | CVS 4178 GA, L.L.C.     |
| 1699. | CVS 386 TN, L.L.C.              | 1742. | CVS 4194 VA, L.L.C.     |
| 1700. | CVS 3861 SC, L.L.C.             | 1743. | CVS 4203 GA, L.L.C.     |
| 1701. | CVS 3863 SC, L.L.C.             | 1744. | CVS 4206 GA, L.L.C.     |
| 1702. | CVS 3869 SC, L.L.C.             | 1745. | CVS 421 FL, L.L.C.      |
| 1703. | CVS 3874 GA, L.L.C.             | 1746. | CVS 4220 MD, L.L.C.     |
| 1704. | CVS 3892 SC, L.L.C.             | 1747. | CVS 4225 MD, L.L.C.     |
| 1705. | CVS 3893 VA, L.L.C.             | 1748. | CVS 4226 FL, L.L.C.     |
| 1706. | CVS 3895 NC, L.L.C.             | 1749. | CVS 4237 VA, L.L.C.     |
| 1707. | CVS 3897 General, Inc.          | 1750. | CVS 4240 TN, L.L.C.     |
| 1708. | CVS 3900 General, Inc.          | 1751. | CVS 4244 WV, L.L.C.     |
| 1709. | CVS 3919 FL, L.L.C.             | 1752. | CVS 4251 GA, L.L.C.     |
| 1710. | CVS 3921 FL, L.L.C.             | 1753. | CVS 4255 GA, L.L.C.     |
| 1711. | CVS 3922 VA, L.L.C.             | 1754. | CVS 4262 IL, L.L.C.     |
| 1712. | CVS 3923 FL, L.L.C.             | 1755. | CVS 4269 Geneva, L.L.C. |
| 1713. | CVS 3949 VA, L.L.C.             | 1756. | CVS 427 NC, L.L.C.      |
| 1714. | CVS 3965 AZ, L.L.C.             | 1757. | CVS 4272 General, Inc.  |
| 1715. | CVS 3965 Chandler, L.L.C.       | 1758. | CVS 4278 General, Inc.  |
| 1716. | CVS 3967 AZ, L.L.C.             | 1759. | CVS 4284 NC, L.L.C.     |
| 1717. | CVS 397 RI, L.L.C.              | 1760. | CVS 4285 VA, L.L.C.     |
| 1718. | CVS 3973 NC, L.L.C.             | 1761. | CVS 4290 NC, L.L.C.     |
| 1719. | CVS 3980 OH, L.L.C.             | 1762. | CVS 4292 VA, L.L.C.     |
| 1720. | CVS 3987 NC, L.L.C.             | 1763. | CVS 4293 NC, L.L.C.     |
| 1721. | CVS 3988 NC, L.L.C.             | 1764. | CVS 4297 NC, L.L.C.     |

1765.	CVS 4298 NC, L.L.C.	1808.	CVS 4551 OH, L.L.C.
1766.	CVS 4300 OH, L.L.C.	1809.	CVS 4556 GA, L.L.C.
1767.	CVS 4307 General, Inc.	1810.	CVS 4564 GA, L.L.C.
1768.	CVS 433 MA, L.L.C.	1811.	CVS 4565 GA, L.L.C.
1769.	CVS 4331 OH, L.L.C.	1812.	CVS 4567 GA, L.L.C.
1770.	CVS 4335 VA, L.L.C.	1813.	CVS 4569 GA, L.L.C.
1771.	CVS 4337 GA, L.L.C.	1814.	CVS 4571 GA, L.L.C.
1772.	CVS 4363 VA, L.L.C.	1815.	CVS 4572 OH, L.L.C.
1773.	CVS 4365 TN, L.L.C.	1816.	CVS 4573 MN, L.L.C.
1774.	CVS 4366 OH, L.L.C.	1817.	CVS 4576 GA, L.L.C.
1775.	CVS 4371 MD, L.L.C.	1818.	CVS 4578 MN, L.L.C.
1776.	CVS 4374 NC, L.L.C.	1819.	CVS 4579 GA, L.L.C.
1777.	CVS 4379 NC, L.L.C.	1820.	CVS 4582 GA, L.L.C.
1778.	CVS 4380 WI, L.L.C.	1821.	CVS 4583 GA, L.L.C.
1779.	CVS 4383 General, Inc.	1822.	CVS 4589 GA, L.L.C.
1780.	CVS 4397 General, Inc.	1823.	CVS 4593 GA, L.L.C.
1781.	CVS 4404 GA, L.L.C.	1824.	CVS 4600 GA, L.L.C.
1782.	CVS 4415 FL, L.L.C.	1825.	CVS 4603 GA, L.L.C.
1783.	CVS 4419 WV, L.L.C.	1826.	CVS 4605 OH, L.L.C.
1784.	CVS 4421 TN, L.L.C.	1827.	CVS 4620 NC, L.L.C.
1785.	CVS 4424 GA, L.L.C.	1828.	CVS 4628 SC, L.L.C.
1786.	CVS 4427 General, Inc.	1829.	CVS 4629 FL, L.L.C.
1787.	CVS 4428 TN, L.L.C.	1830.	CVS 4631 MI, L.L.C.
1788.	CVS 4444 NC, L.L.C.	1831.	CVS 4639 FL, L.L.C.
1789.	CVS 4456 General, Inc.	1832.	CVS 4668 GA, L.L.C.
1790.	CVS 4458 FL, L.L.C.	1833.	CVS 4669 GA, L.L.C.
1791.	CVS 447 MA, L.L.C.	1834.	CVS 467 AL, L.L.C.
1792.	CVS 4474 General, Inc.	1835.	CVS 4672 GA, L.L.C.
1793.	CVS 4480 FL, L.L.C.	1836.	CVS 4678 GA, L.L.C.
1794.	CVS 4485 FL, L.L.C.	1837.	CVS 4695 GA, L.L.C.
1795.	CVS 449 MA, L.L.C.	1838.	CVS 47 MS, L.L.C.
1796.	CVS 4506 GA, L.L.C.	1839.	CVS 4706 General, Inc.
1797.	CVS 4514 GA, L.L.C.	1840.	CVS 4721 GA, L.L.C.
1798.	CVS 4519 MS, L.L.C.	1841.	CVS 4738 FL, L.L.C.
1799.	CVS 452 MD, L.L.C.	1842.	CVS 4765 GA, L.L.C.
1800.	CVS 4523 SC, L.L.C.	1843.	CVS 4767 AL, L.L.C.
1801.	CVS 4532 GA, L.L.C.	1844.	CVS 4769 FL, L.L.C.
1802.	CVS 4533 TN, L.L.C.	1845.	CVS 4769 SC, L.L.C.
1803.	CVS 4534 GA, L.L.C.	1846.	CVS 4772 East Vincent, L.L.C.
1804.	CVS 4536 MS, L.L.C.	1847.	CVS 4773 Gilbertsville, L.L.C.
1805.	CVS 4540 GA, L.L.C.	1848.	CVS 4777 General, Inc.
1806.	CVS 4544 RI, L.L.C.	1849.	CVS 4778 IL, L.L.C.
1807.	CVS 4545 GA, L.L.C.	1850.	CVS 4784 NV, L.L.C.

- |                              |                                  |
|------------------------------|----------------------------------|
| 1851. CVS 4785 FL, L.L.C.    | 1894. CVS 4948 AL, L.L.C.        |
| 1852. CVS 4794 General, Inc. | 1895. CVS 4960 AL, L.L.C.        |
| 1853. CVS 4795 AZ, L.L.C.    | 1896. CVS 4976 AL, L.L.C.        |
| 1854. CVS 4797 FL, L.L.C.    | 1897. CVS 4977 IL, L.L.C.        |
| 1855. CVS 4803 OH, L.L.C.    | 1898. CVS 4978 IL, L.L.C.        |
| 1856. CVS 4807 OH, L.L.C.    | 1899. CVS 4981 IL, L.L.C.        |
| 1857. CVS 4811 OH, L.L.C.    | 1900. CVS 4981 MA, L.L.C.        |
| 1858. CVS 4822 AL, L.L.C.    | 1901. CVS 4982 IN, L.L.C.        |
| 1859. CVS 4823 AL, L.L.C.    | 1902. CVS 4983 General, Inc.     |
| 1860. CVS 4826 AL, L.L.C.    | 1903. CVS 4985 General, Inc.     |
| 1861. CVS 4832 AL, L.L.C.    | 1904. CVS 4987 FL, L.L.C.        |
| 1862. CVS 4833 AL, L.L.C.    | 1905. CVS 4989 FL, L.L.C.        |
| 1863. CVS 4834 AL, L.L.C.    | 1906. CVS 4990 TN, L.L.C.        |
| 1864. CVS 4838 AL, L.L.C.    | 1907. CVS 4992 TN, L.L.C.        |
| 1865. CVS 4840 AL, L.L.C.    | 1908. CVS 4993 FL, L.L.C.        |
| 1866. CVS 4842 AL, L.L.C.    | 1909. CVS 4993 MS, L.L.C.        |
| 1867. CVS 4843 AL, L.L.C.    | 1910. CVS 4994 Miami, L.L.C.     |
| 1868. CVS 4846 NC, L.L.C.    | 1911. CVS 4995 IL, L.L.C.        |
| 1869. CVS 4847 AL, L.L.C.    | 1912. CVS 4996 WI, L.L.C.        |
| 1870. CVS 4853 AL, L.L.C.    | 1913. CVS 4997 FL, L.L.C.        |
| 1871. CVS 4854 AL, L.L.C.    | 1914. CVS 4998 Melbourne, L.L.C. |
| 1872. CVS 4855 AL, L.L.C.    | 1915. CVS 4999 Suntree, L.L.C.   |
| 1873. CVS 4858 AL, L.L.C.    | 1916. CVS 5004 FL, L.L.C.        |
| 1874. CVS 4861 AL, L.L.C.    | 1917. CVS 5006 FL, L.L.C.        |
| 1875. CVS 4863 AL, L.L.C.    | 1918. CVS 5012 CA, L.L.C.        |
| 1876. CVS 4866 AL, L.L.C.    | 1919. CVS 5018 TN, L.L.C.        |
| 1877. CVS 4882 AL, L.L.C.    | 1920. CVS 5021 VA, L.L.C.        |
| 1878. CVS 4888 AL, L.L.C.    | 1921. CVS 5029 AZ, L.L.C.        |
| 1879. CVS 4889 AL, L.L.C.    | 1922. CVS 5041 FL, L.L.C.        |
| 1880. CVS 4893 AL, L.L.C.    | 1923. CVS 5044 SC, L.L.C.        |
| 1881. CVS 4896 OK, L.L.C.    | 1924. CVS 506 NJ, L.L.C.         |
| 1882. CVS 4900 AL, L.L.C.    | 1925. CVS 5060 OH, L.L.C.        |
| 1883. CVS 4902 AL, L.L.C.    | 1926. CVS 5089 NY, L.L.C.        |
| 1884. CVS 4905 AL, L.L.C.    | 1927. CVS 5111 FL, L.L.C.        |
| 1885. CVS 4921 DE, L.L.C.    | 1928. CVS 5112 FL, L.L.C.        |
| 1886. CVS 4925 AL, L.L.C.    | 1929. CVS 5113 NV, L.L.C.        |
| 1887. CVS 4931 AL, L.L.C.    | 1930. CVS 5116 FL, L.L.C.        |
| 1888. CVS 4936 AL, L.L.C.    | 1931. CVS 5122 FL, L.L.C.        |
| 1889. CVS 4938 AL, L.L.C.    | 1932. CVS 5127 FL, L.L.C.        |
| 1890. CVS 4941 AL, L.L.C.    | 1933. CVS 5128 NJ, L.L.C.        |
| 1891. CVS 4944 AL, L.L.C.    | 1934. CVS 5131 AZ, L.L.C.        |
| 1892. CVS 4946 AL, L.L.C.    | 1935. CVS 5144 NV, L.L.C.        |
| 1893. CVS 4947 AL, L.L.C.    | 1936. CVS 5146 FL, L.L.C.        |

1937. CVS 516 VA, L.L.C.	1980. CVS 540 Amsterdam Avenue, L.L.C.
1938. CVS 5165 FL, L.L.C.	1981. CVS 5413 AL, L.L.C.
1939. CVS 5168 MS, L.L.C.	1982. CVS 5418 GA, L.L.C.
1940. CVS 5172 FL, L.L.C.	1983. CVS 5419 SC, L.L.C.
1941. CVS 5177 FL, L.L.C.	1984. CVS 5420 NC, L.L.C.
1942. CVS 5180 FL, L.L.C.	1985. CVS 5425 OH, L.L.C.
1943. CVS 5182 FL, L.L.C.	1986. CVS 5426 OH, L.L.C.
1944. CVS 5206 IN, L.L.C.	1987. CVS 5432 LA, L.L.C.
1945. CVS 5213 IL, L.L.C.	1988. CVS 5439 FL, L.L.C.
1946. CVS 5225 General, Inc.	1989. CVS 5444 GA, L.L.C.
1947. CVS 5255 General, Inc.	1990. CVS 5444 General, Inc.
1948. CVS 5258 General, Inc.	1991. CVS 5448 FL, L.L.C.
1949. CVS 5259 General, Inc.	1992. CVS 5457 OH, L.L.C.
1950. CVS 5260 General, Inc.	1993. CVS 5458 OH, L.L.C.
1951. CVS 5267 General, Inc.	1994. CVS 5460 MD, L.L.C.
1952. CVS 5269 General, Inc.	1995. CVS 5461 NJ, L.L.C.
1953. CVS 5271 KS, L.L.C.	1996. CVS 5466 FL, L.L.C.
1954. CVS 5273 General, Inc.	1997. CVS 5466 IL, L.L.C.
1955. CVS 5278 LA, L.L.C.	1998. CVS 5467 IL, L.L.C.
1956. CVS 5282 LA, L.L.C.	1999. CVS 5467 VA, L.L.C.
1957. CVS 5286 NV, L.L.C.	2000. CVS 5468 FL, L.L.C.
1958. CVS 5294 LA, L.L.C.	2001. CVS 5469 LA, L.L.C.
1959. CVS 530 NY, L.L.C.	2002. CVS 5472 MN, L.L.C.
1960. CVS 5306 LA, L.L.C.	2003. CVS 5476 SC, L.L.C.
1961. CVS 5320 General, Inc.	2004. CVS 5477 AZ, L.L.C.
1962. CVS 5323 LA, L.L.C.	2005. CVS 5488 FL, L.L.C.
1963. CVS 5325 LA, L.L.C.	2006. CVS 5492 MN, L.L.C.
1964. CVS 5328 General, Inc.	2007. CVS 5501 VA, L.L.C.
1965. CVS 5339 General, Inc.	2008. CVS 5507 VA, L.L.C.
1966. CVS 5346 General, Inc.	2009. CVS 5523 GA, L.L.C.
1967. CVS 5347 General, Inc.	2010. CVS 5535 WI, L.L.C.
1968. CVS 5352 GA, L.L.C.	2011. CVS 5536 SC, L.L.C.
1969. CVS 5353 GA, L.L.C.	2012. CVS 5537 NC, L.L.C.
1970. CVS 5354 LA, L.L.C.	2013. CVS 5542 SC, L.L.C.
1971. CVS 5355 GA, L.L.C.	2014. CVS 5544 LA, L.L.C.
1972. CVS 5356 GA, L.L.C.	2015. CVS 5545 NC, L.L.C.
1973. CVS 5374 LA, L.L.C.	2016. CVS 5548 SC, L.L.C.
1974. CVS 5375 FL, L.L.C.	2017. CVS 5552 SC, L.L.C.
1975. CVS 5379 NC, L.L.C.	2018. CVS 5554 LA, L.L.C.
1976. CVS 5382 IL, L.L.C.	2019. CVS 5555 SC, L.L.C.
1977. CVS 5384 NC, L.L.C.	2020. CVS 5565 NC, L.L.C.
1978. CVS 5388 General, Inc.	2021. CVS 5568 NC, L.L.C.
1979. CVS 5396 LA, L.L.C.	



2022.	CVS 5575 SC, L.L.C.	2065.	CVS 5696 General, Inc.
2023.	CVS 5577 NC, L.L.C.	2066.	CVS 5702 General, Inc.
2024.	CVS 5582 VA, L.L.C.	2067.	CVS 5704 GA, L.L.C.
2025.	CVS 5585 NC, L.L.C.	2068.	CVS 5718 General, Inc.
2026.	CVS 5586 NC, L.L.C.	2069.	CVS 5729 VA, L.L.C.
2027.	CVS 5589 FL, L.L.C.	2070.	CVS 5736 VA, L.L.C.
2028.	CVS 5592 NC, L.L.C.	2071.	CVS 5740 MS, L.L.C.
2029.	CVS 5594 NC, L.L.C.	2072.	CVS 5750 VA, L.L.C.
2030.	CVS 5595 NC, L.L.C.	2073.	CVS 5758 IL, L.L.C.
2031.	CVS 5598 SC, L.L.C.	2074.	CVS 5767 NJ, L.L.C.
2032.	CVS 5599 LA, L.L.C.	2075.	CVS 5769 IL, L.L.C.
2033.	CVS 56 FL, L.L.C.	2076.	CVS 5774 IL, L.L.C.
2034.	CVS 5604 MS, L.L.C.	2077.	CVS 5777 MS, L.L.C.
2035.	CVS 5606 GA, L.L.C.	2078.	CVS 5779 AZ, L.L.C.
2036.	CVS 5608 GA, L.L.C.	2079.	CVS 5781 IN, L.L.C.
2037.	CVS 5612 LA, L.L.C.	2080.	CVS 5782 FL, L.L.C.
2038.	CVS 5613 GA, L.L.C.	2081.	CVS 5783 IL, L.L.C.
2039.	CVS 5616 MN, L.L.C.	2082.	CVS 5784 FL, L.L.C.
2040.	CVS 5617 LA, L.L.C.	2083.	CVS 5785 FL, L.L.C.
2041.	CVS 5618 GA, L.L.C.	2084.	CVS 5786 FL, L.L.C.
2042.	CVS 5622 GA, L.L.C.	2085.	CVS 5790 VA, L.L.C.
2043.	CVS 5625 MO, L.L.C.	2086.	CVS 5791 AZ, L.L.C.
2044.	CVS 5626 GA, L.L.C.	2087.	CVS 5792 NV, L.L.C.
2045.	CVS 5631 GA, L.L.C.	2088.	CVS 5793 AZ, L.L.C.
2046.	CVS 5657 General, Inc.	2089.	CVS 5794 AZ, L.L.C.
2047.	CVS 5660 FL, L.L.C.	2090.	CVS 5797 IL, L.L.C.
2048.	CVS 5662 General, Inc.	2091.	CVS 5799 General, Inc.
2049.	CVS 5666 OH, L.L.C.	2092.	CVS 5800 General, Inc.
2050.	CVS 5667 General, Inc.	2093.	CVS 5801 MS, L.L.C.
2051.	CVS 5668 TN, L.L.C.	2094.	CVS 5802 VA, L.L.C.
2052.	CVS 5669 General, Inc.	2095.	CVS 5804 General, Inc.
2053.	CVS 5670 General, Inc.	2096.	CVS 5805 General, Inc.
2054.	CVS 5674 FL, L.L.C.	2097.	CVS 5807 General, Inc.
2055.	CVS 5676 General, Inc.	2098.	CVS 5811 NV, L.L.C.
2056.	CVS 5677 IL, L.L.C.	2099.	CVS 5812 AZ, L.L.C.
2057.	CVS 5680 GA, L.L.C.	2100.	CVS 5814 AZ, L.L.C.
2058.	CVS 5683 GA, L.L.C.	2101.	CVS 5815 FL, L.L.C.
2059.	CVS 5684 GA, L.L.C.	2102.	CVS 5816 FL, L.L.C.
2060.	CVS 5685 General, Inc.	2103.	CVS 582 MA, L.L.C.
2061.	CVS 5689 General, Inc.	2104.	CVS 5821 FL, L.L.C.
2062.	CVS 5690 General, Inc.	2105.	CVS 5822 IL, L.L.C.
2063.	CVS 5694 TN, L.L.C.	2106.	CVS 5828 CA, L.L.C.
2064.	CVS 5695 General, Inc.	2107.	CVS 5829 IL, L.L.C.

- |       |                        |       |                        |
|-------|------------------------|-------|------------------------|
| 2108. | CVS 5831 NJ, L.L.C.    | 2151. | CVS 5897 FL, L.L.C.    |
| 2109. | CVS 5832 FL, L.L.C.    | 2152. | CVS 5899 FL, L.L.C.    |
| 2110. | CVS 5833 General, Inc. | 2153. | CVS 590 RI, L.L.C.     |
| 2111. | CVS 5835 MS, L.L.C.    | 2154. | CVS 5901 FL, L.L.C.    |
| 2112. | CVS 5838 General, Inc. | 2155. | CVS 5906 General, Inc. |
| 2113. | CVS 5839 General, Inc. | 2156. | CVS 5907 General, Inc. |
| 2114. | CVS 5840 General, Inc. | 2157. | CVS 5909 MD, L.L.C.    |
| 2115. | CVS 5843 General, Inc. | 2158. | CVS 5910 General, Inc. |
| 2116. | CVS 5844 General, Inc. | 2159. | CVS 5912 FL, L.L.C.    |
| 2117. | CVS 5849 AZ, L.L.C.    | 2160. | CVS 5914 IL, L.L.C.    |
| 2118. | CVS 585 AL, L.L.C.     | 2161. | CVS 5915 IL, L.L.C.    |
| 2119. | CVS 5850 MS, L.L.C.    | 2162. | CVS 5917 FL, L.L.C.    |
| 2120. | CVS 5851 IL, L.L.C.    | 2163. | CVS 5919 FL, L.L.C.    |
| 2121. | CVS 5852 FL, L.L.C.    | 2164. | CVS 5928 VA, L.L.C.    |
| 2122. | CVS 5853 FL, L.L.C.    | 2165. | CVS 5929 FL, L.L.C.    |
| 2123. | CVS 5854 FL, L.L.C.    | 2166. | CVS 5930 FL, L.L.C.    |
| 2124. | CVS 5856 FL, L.L.C.    | 2167. | CVS 5931 AZ, L.L.C.    |
| 2125. | CVS 5856 MA, L.L.C.    | 2168. | CVS 5934 AZ, L.L.C.    |
| 2126. | CVS 5857 FL, L.L.C.    | 2169. | CVS 5940 NV, L.L.C.    |
| 2127. | CVS 5859 FL, L.L.C.    | 2170. | CVS 5942 NV, L.L.C.    |
| 2128. | CVS 5864 FL, L.L.C.    | 2171. | CVS 5961 WV, L.L.C.    |
| 2129. | CVS 5867 NJ, L.L.C.    | 2172. | CVS 5962 General, Inc. |
| 2130. | CVS 5869 General, Inc. | 2173. | CVS 5963 General, Inc. |
| 2131. | CVS 5870 MS, L.L.C.    | 2174. | CVS 5964 General, Inc. |
| 2132. | CVS 5872 NJ, L.L.C.    | 2175. | CVS 5965 General, Inc. |
| 2133. | CVS 5875 MD, L.L.C.    | 2176. | CVS 5966 General, Inc. |
| 2134. | CVS 5877 General, Inc. | 2177. | CVS 5968 General, Inc. |
| 2135. | CVS 5878 MS, L.L.C.    | 2178. | CVS 5969 General, Inc. |
| 2136. | CVS 5880 General, Inc. | 2179. | CVS 5970 General, Inc. |
| 2137. | CVS 5881 General, Inc. | 2180. | CVS 5971 General, Inc. |
| 2138. | CVS 5882 General, Inc. | 2181. | CVS 5972 General, Inc. |
| 2139. | CVS 5883 MS, L.L.C.    | 2182. | CVS 5975 FL, L.L.C.    |
| 2140. | CVS 5884 General, Inc. | 2183. | CVS 5976 General, Inc. |
| 2141. | CVS 5886 NC, L.L.C.    | 2184. | CVS 5977 General, Inc. |
| 2142. | CVS 5887 General, Inc. | 2185. | CVS 5979 IL, L.L.C.    |
| 2143. | CVS 5889 CA, L.L.C.    | 2186. | CVS 5981 General, Inc. |
| 2144. | CVS 5890 AZ, L.L.C.    | 2187. | CVS 5982 General, Inc. |
| 2145. | CVS 5891 AZ, L.L.C.    | 2188. | CVS 5986 VA, L.L.C.    |
| 2146. | CVS 5892 AZ, L.L.C.    | 2189. | CVS 6000 General, Inc. |
| 2147. | CVS 5893 AZ, L.L.C.    | 2190. | CVS 6001 General, Inc. |
| 2148. | CVS 5894 General, Inc. | 2191. | CVS 6002 General, Inc. |
| 2149. | CVS 5895 General, Inc. | 2192. | CVS 6004 OK, L.L.C.    |
| 2150. | CVS 5896 General, Inc. | 2193. | CVS 6005 General, Inc. |

2194. CVS 6007 FL, L.L.C.	2237. CVS 6312 WV, L.L.C.
2195. CVS 6009 OK, L.L.C.	2238. CVS 632 MA, L.L.C.
2196. CVS 6012 GA, L.L.C.	2239. CVS 6322 VA, L.L.C.
2197. CVS 6013 AL, L.L.C.	2240. CVS 6329 VA, L.L.C.
2198. CVS 6017 AL, L.L.C.	2241. CVS 6335 KY, L.L.C.
2199. CVS 6019 FL, L.L.C.	2242. CVS 6337 KY, L.L.C.
2200. CVS 6022 OK, L.L.C.	2243. CVS 6339 KY, L.L.C.
2201. CVS 6024 OK, L.L.C.	2244. CVS 6342 KY, L.L.C.
2202. CVS 6044 TN, L.L.C.	2245. CVS 6346 KY, L.L.C.
2203. CVS 6073 NJ, L.L.C.	2246. CVS 6348 KY, L.L.C.
2204. CVS 6075 NJ, L.L.C.	2247. CVS 6349 OH, L.L.C.
2205. CVS 6089 OH, L.L.C.	2248. CVS 6350 WV, L.L.C.
2206. CVS 6098 Wilmington OH, L.L.C.	2249. CVS 6363 TN, L.L.C.
2207. CVS 6098, L.L.C.	2250. CVS 6384 KY, L.L.C.
2208. CVS 6105 OH, L.L.C.	2251. CVS 6386 IL, L.L.C.
2209. CVS 6116 KY, L.L.C.	2252. CVS 6388 IL, L.L.C.
2210. CVS 612 MA, L.L.C.	2253. CVS 6395 TN, L.L.C.
2211. CVS 6135 NJ, L.L.C.	2254. CVS 6400 TN, L.L.C.
2212. CVS 6137 OH, L.L.C.	2255. CVS 6403 VA, L.L.C.
2213. CVS 6139 OH, L.L.C.	2256. CVS 6413 TN, L.L.C.
2214. CVS 6142 OK, L.L.C.	2257. CVS 6415 TN, L.L.C.
2215. CVS 6146 VA, L.L.C.	2258. CVS 6423, L.L.C.
2216. CVS 6153 OH, L.L.C.	2259. CVS 6429 TN, L.L.C.
2217. CVS 6155 OH, L.L.C.	2260. CVS 6433, L.L.C.
2218. CVS 6164 OH, L.L.C.	2261. CVS 646 FL, L.L.C.
2219. CVS 6171 OH, L.L.C.	2262. CVS 6487 IN, L.L.C.
2220. CVS 620 ME, L.L.C.	2263. CVS 6495 IN, L.L.C.
2221. CVS 6201 MN, L.L.C.	2264. CVS 6497 IL, L.L.C.
2222. CVS 6222 OK, L.L.C.	2265. CVS 6507 MN, L.L.C.
2223. CVS 6224 OK, L.L.C..	2266. CVS 6517 IN, L.L.C.
2224. CVS 6230 OK, L.L.C.	2267. CVS 652 FL, L.L.C.
2225. CVS 6233 OK, L.L.C.	2268. CVS 6525 IN, L.L.C.
2226. CVS 6237 OH, L.L.C.	2269. CVS 657 MA, L.L.C.
2227. CVS 6244 KY, L.L.C.	2270. CVS 6572 IN. II, L.L.C.
2228. CVS 6267 TN, L.L.C.	2271. CVS 6572 IN., L.L.C.
2229. CVS 6268 OH, L.L.C.	2272. CVS 6585 IN, L.L.C.
2230. CVS 6271 OH, L.L.C.	2273. CVS 6608 New Palestine, L.L.C.
2231. CVS 6283 VA, L.L.C.	2274. CVS 6610 IN, L.L.C.
2232. CVS 6296 VA, L.L.C.	2275. CVS 6628 TN, L.L.C.
2233. CVS 6304 TN, L.L.C.	2276. CVS 6633 NC, L.L.C.
2234. CVS 6305 WV, L.L.C.	2277. CVS 6652 IN, L.L.C.
2235. CVS 6306 WV, L.L.C.	2278. CVS 6670 IN, L.L.C.
2236. CVS 6307 WV, L.L.C.	2279. CVS 6677 IN, L.L.C.

2280.	CVS 6686 MN, L.L.C.	2323.	CVS 6940 KY, L.L.C.
2281.	CVS 6687 IN, L.L.C.	2324.	CVS 6941 KY, L.L.C.
2282.	CVS 6691 MN, L.L.C.	2325.	CVS 6972 FL, L.L.C.
2283.	CVS 6701 IL, L.L.C.	2326.	CVS 6988 NC, L.L.C.
2284.	CVS 6702 IL, L.L.C.	2327.	CVS 6996 OH, L.L.C.
2285.	CVS 6717 NV, L.L.C.	2328.	CVS 7008 NC, L.L.C.
2286.	CVS 6722 IN, L.L.C.	2329.	CVS 7036, L.L.C.
2287.	CVS 6726 General, Inc.	2330.	CVS 7044 General, Inc.
2288.	CVS 6732 FL, L.L.C.	2331.	CVS 7047, L.L.C.
2289.	CVS 6733 General, Inc.	2332.	CVS 7053 NC, L.L.C.
2290.	CVS 6734 General, Inc.	2333.	CVS 7057 NC, L.L.C.
2291.	CVS 6737 General, Inc.	2334.	CVS 706 MA, L.L.C.
2292.	CVS 6744 General, Inc.	2335.	CVS 7062 NC, L.L.C.
2293.	CVS 6746 General, Inc.	2336.	CVS 7063 AL, L.L.C.
2294.	CVS 6747 General, Inc.	2337.	CVS 7065 MS, L.L.C.
2295.	CVS 6753 FL, L.L.C.	2338.	CVS 7068 GA, L.L.C.
2296.	CVS 6760 NJ, L.L.C.	2339.	CVS 7070 IL, L.L.C.
2297.	CVS 6766 VA, L.L.C.	2340.	CVS 7070 MS, L.L.C.
2298.	CVS 6769 NC, L.L.C.	2341.	CVS 7077 AL, L.L.C.
2299.	CVS 6780 IN, L.L.C.	2342.	CVS 7082 VA, L.L.C.
2300.	CVS 6789 IL, L.L.C.	2343.	CVS 709 FL, L.L.C.
2301.	CVS 6796 MA, L.L.C.	2344.	CVS 7092 General, Inc.
2302.	CVS 6801 FL, L.L.C.	2345.	CVS 7094 General, Inc.
2303.	CVS 6810 MN, L.L.C.	2346.	CVS 7097 OH, L.L.C.
2304.	CVS 6812 OH, L.L.C.	2347.	CVS 7098 WV, L.L.C.
2305.	CVS 6816 General, Inc.	2348.	CVS 7105 NJ, L.L.C.
2306.	CVS 6824 General, Inc.	2349.	CVS 7109 MA, L.L.C.
2307.	CVS 6834 General, Inc.	2350.	CVS 7118 General, Inc.
2308.	CVS 684 IN, L.L.C.	2351.	CVS 7119 General, Inc.
2309.	CVS 6843 FL, L.L.C.	2352.	CVS 7120 General, Inc.
2310.	CVS 6852 VA, L.L.C.	2353.	CVS 7121 OH, L.L.C.
2311.	CVS 6853 FL, L.L.C.	2354.	CVS 7124 WV, L.L.C.
2312.	CVS 6855 FL, L.L.C.	2355.	CVS 7125 IL, L.L.C.
2313.	CVS 6858 MD, L.L.C.	2356.	CVS 7127 FL, L.L.C.
2314.	CVS 6860 FL, L.L.C.	2357.	CVS 7129 FL, L.L.C.
2315.	CVS 6861 GA, L.L.C.	2358.	CVS 7130 FL, L.L.C.
2316.	CVS 6867 NV, L.L.C.	2359.	CVS 7133 FL, L.L.C.
2317.	CVS 6869 DE, L.L.C.	2360.	CVS 7134 IL, L.L.C.
2318.	CVS 6872 NJ, L.L.C.	2361.	CVS 7142 IL, L.L.C.
2319.	CVS 6874 IN, L.L.C.	2362.	CVS 7144 TN, L.L.C.
2320.	CVS 6880 IN, L.L.C.	2363.	CVS 7147 General, Inc.
2321.	CVS 6920 General, Inc.	2364.	CVS 7148 General, Inc.
2322.	CVS 693 MA, L.L.C.	2365.	CVS 7148 NC, L.L.C.

2366.	CVS 7149 General, Inc.	2409.	CVS 7351 SC, L.L.C.
2367.	CVS 7151 General, Inc.	2410.	CVS 7354 NC, L.L.C.
2368.	CVS 7153 General, Inc.	2411.	CVS 7381 NC, L.L.C.
2369.	CVS 7154 General, Inc.	2412.	CVS 7382 NC, L.L.C.
2370.	CVS 7155 AL, L.L.C.	2413.	CVS 7388 SC, L.L.C.
2371.	CVS 7156 General, Inc.	2414.	CVS 7397 SC, L.L.C.
2372.	CVS 7157 NC, L.L.C.	2415.	CVS 74 VA, L.L.C.
2373.	CVS 7161 General, Inc.	2416.	CVS 7420 NC, L.L.C.
2374.	CVS 7162 General, Inc.	2417.	CVS 7500 NC, L.L.C.
2375.	CVS 7163 NC, L.L.C.	2418.	CVS 75004 NC, L.L.C.
2376.	CVS 7164 General, Inc.	2419.	CVS 75005 NJ, L.L.C.
2377.	CVS 7166 IL, L.L.C.	2420.	CVS 75006 GA, L.L.C.
2378.	CVS 7167 IL, L.L.C.	2421.	CVS 7501 GA, L.L.C.
2379.	CVS 7170 IL, L.L.C.	2422.	CVS 75012 SC, L.L.C.
2380.	CVS 7173 FL, L.L.C.	2423.	CVS 75014 MI, L.L.C.
2381.	CVS 7174 FL, L.L.C.	2424.	CVS 75015 MI, L.L.C.
2382.	CVS 7178 FL, L.L.C.	2425.	CVS 75020 GA, L.L.C.
2383.	CVS 7179 AL, L.L.C.	2426.	CVS 75021 GA, L.L.C.
2384.	CVS 7180 AL, L.L.C.	2427.	CVS 75023 GA, L.L.C.
2385.	CVS 7190 NJ, L.L.C.	2428.	CVS 75024 AL, L.L.C.
2386.	CVS 7196 General, Inc.	2429.	CVS 75029 LA, L.L.C.
2387.	CVS 7198 General, Inc.	2430.	CVS 7503 VA, L.L.C.
2388.	CVS 7200, L.L.C.	2431.	CVS 75030 LA, L.L.C.
2389.	CVS 7214 GA, L.L.C.	2432.	CVS 75031 GA, L.L.C.
2390.	CVS 7215 AL, L.L.C.	2433.	CVS 7504 GA, L.L.C.
2391.	CVS 7217 AL, L.L.C.	2434.	CVS 75087 GA, L.L.C.
2392.	CVS 7222 General, Inc.	2435.	CVS 7510 VA, L.L.C.
2393.	CVS 7223 GA, L.L.C.	2436.	CVS 75121 SC, L.L.C.
2394.	CVS 7225 FL, L.L.C.	2437.	CVS 75122 NC, L.L.C.
2395.	CVS 7242 MD, L.L.C.	2438.	CVS 75124 MI, L.L.C.
2396.	CVS 7251 NV, L.L.C.	2439.	CVS 75127 NC, L.L.C.
2397.	CVS 7252 NV, L.L.C.	2440.	CVS 75128 FL, L.L.C.
2398.	CVS 7256 General, Inc.	2441.	CVS 75129 FL, L.L.C.
2399.	CVS 7261 WI, L.L.C.	2442.	CVS 75135 VA, L.L.C.
2400.	CVS 727 FL, L.L.C.	2443.	CVS 75136 VA, L.L.C.
2401.	CVS 7318 SC, L.L.C.	2444.	CVS 75137 MD, L.L.C.
2402.	CVS 7324 NC, L.L.C.	2445.	CVS 75139 NJ, L.L.C.
2403.	CVS 7325 NC, L.L.C.	2446.	CVS 75144 RI, L.L.C.
2404.	CVS 7328 NC, L.L.C.	2447.	CVS 75147 VA, L.L.C.
2405.	CVS 7331 NC, L.L.C.	2448.	CVS 75148 VA, L.L.C.
2406.	CVS 7332, L.L.C.	2449.	CVS 75149 WV, L.L.C.
2407.	CVS 7344 NC, L.L.C.	2450.	CVS 75151 OH, L.L.C.
2408.	CVS 7350 NC, L.L.C.	2451.	CVS 75156 NV, L.L.C.

2452.	CVS 75157 MI, L.L.C.	2495.	CVS 75280 NC, L.L.C.
2453.	CVS 75159 NC, L.L.C.	2496.	CVS 75282 GA, L.L.C.
2454.	CVS 75160 SC, L.L.C.	2497.	CVS 75283 GA, L.L.C.
2455.	CVS 75161 AZ, L.L.C.	2498.	CVS 75284 GA, L.L.C.
2456.	CVS 75162 AZ, L.L.C.	2499.	CVS 75286 GA, L.L.C.
2457.	CVS 75163 GA, L.L.C.	2500.	CVS 75293 FL, L.L.C.
2458.	CVS 75164 FL, L.L.C.	2501.	CVS 75294 FL, L.L.C.
2459.	CVS 75165 GA, L.L.C.	2502.	CVS 75296 FL, L.L.C.
2460.	CVS 75177 FL, L.L.C.	2503.	CVS 75297 VA, L.L.C.
2461.	CVS 7518 VA, L.L.C.	2504.	CVS 753 NY, L.L.C.
2462.	CVS 75180 FL, L.L.C.	2505.	CVS 75306 SC, L.L.C.
2463.	CVS 75181 AL, L.L.C.	2506.	CVS 75307 KS, L.L.C.
2464.	CVS 75182 GA, L.L.C.	2507.	CVS 75308 VA, L.L.C.
2465.	CVS 75183 GA, L.L.C.	2508.	CVS 75311 VA, L.L.C.
2466.	CVS 75184 FL, L.L.C.	2509.	CVS 75312 VA, L.L.C.
2467.	CVS 7519 MN, L.L.C.	2510.	CVS 75315 VA, L.L.C.
2468.	CVS 75191 NJ, L.L.C.	2511.	CVS 75322 FL, L.L.C.
2469.	CVS 75195 FL, L.L.C.	2512.	CVS 75324 FL, L.L.C.
2470.	CVS 75196 FL, L.L.C.	2513.	CVS 75325 FL, L.L.C.
2471.	CVS 75197 NC, L.L.C.	2514.	CVS 75329 NJ, L.L.C.
2472.	CVS 75198 FL, L.L.C.	2515.	CVS 75330 MA, L.L.C.
2473.	CVS 75199 MI, L.L.C.	2516.	CVS 75334 FL, L.L.C.
2474.	CVS 75207 NJ, L.L.C.	2517.	CVS 75335 FL, L.L.C.
2475.	CVS 75208 TN, L.L.C.	2518.	CVS 75348 NJ, L.L.C.
2476.	CVS 75215 SC, L.L.C.	2519.	CVS 75349 SC, L.L.C.
2477.	CVS 75216 NV, L.L.C.	2520.	CVS 75351 GA, L.L.C.
2478.	CVS 75219 MI, L.L.C.	2521.	CVS 75358 SC, L.L.C.
2479.	CVS 75229 AL, L.L.C.	2522.	CVS 75359 NC, L.L.C.
2480.	CVS 75230 OK, L.L.C.	2523.	CVS 75362 FL, L.L.C.
2481.	CVS 75232 OK, L.L.C.	2524.	CVS 75363 GA, L.L.C.
2482.	CVS 75235 RI, L.L.C.	2525.	CVS 75364 FL, L.L.C.
2483.	CVS 75236 NC, L.L.C.	2526.	CVS 75365 GA, L.L.C.
2484.	CVS 75239 NJ, L.L.C.	2527.	CVS 75370 GA, L.L.C.
2485.	CVS 7524 NC, L.L.C.	2528.	CVS 75374 NJ, L.L.C.
2486.	CVS 75241 FL, L.L.C.	2529.	CVS 75377 NC, L.L.C.
2487.	CVS 75249 FL, L.L.C.	2530.	CVS 75378 NC, L.L.C.
2488.	CVS 75254 GA, L.L.C.	2531.	CVS 75379 GA, L.L.C.
2489.	CVS 75255 GA, L.L.C.	2532.	CVS 75380 GA, L.L.C.
2490.	CVS 75257 NJ, L.L.C.	2533.	CVS 75381 FL, L.L.C.
2491.	CVS 75260 VA, L.L.C.	2534.	CVS 75389 RI, L.L.C.
2492.	CVS 75262 TN, L.L.C.	2535.	CVS 75390 NC, L.L.C.
2493.	CVS 75269 MI, L.L.C.	2536.	CVS 75391 NC, L.L.C.
2494.	CVS 75275 TN, L.L.C.	2537.	CVS 75393 DE, L.L.C.

2538.	CVS 75395 FL, L.L.C.	2581.	CVS 75549 VA, L.L.C.
2539.	CVS 75405 DE, L.L.C.	2582.	CVS 7555 NC, L.L.C.
2540.	CVS 75408 FL, L.L.C.	2583.	CVS 75550 VA, L.L.C.
2541.	CVS 75412 MN, L.L.C.	2584.	CVS 75552 VA, L.L.C.
2542.	CVS 75414 TN, L.L.C.	2585.	CVS 75555 VA, L.L.C.
2543.	CVS 75415 NJ, L.L.C.	2586.	CVS 75558 FL, L.L.C.
2544.	CVS 75416 KY, L.L.C.	2587.	CVS 75560 NJ, L.L.C.
2545.	CVS 75433 GA, L.L.C.	2588.	CVS 75561 NJ, L.L.C.
2546.	CVS 75441 GA, L.L.C.	2589.	CVS 75562 VA, L.L.C.
2547.	CVS 75444 NV, L.L.C.	2590.	CVS 75563 MD, L.L.C.
2548.	CVS 75445 SC, L.L.C.	2591.	CVS 75565 VA, L.L.C.
2549.	CVS 75448 MA, L.L.C.	2592.	CVS 75566 RI, L.L.C.
2550.	CVS 75451 MI, L.L.C.	2593.	CVS 75567 WI, L.L.C.
2551.	CVS 75452 MI, L.L.C.	2594.	CVS 75568 VA, L.L.C.
2552.	CVS 75453 MI, L.L.C.	2595.	CVS 75569 GA, L.L.C.
2553.	CVS 75458 FL, L.L.C.	2596.	CVS 7557 VA, L.L.C.
2554.	CVS 7546 NC L.L.C.	2597.	CVS 75570 SC, L.L.C.
2555.	CVS 75461 AL, L.L.C.	2598.	CVS 75571 NC, L.L.C.
2556.	CVS 75462 FL, L.L.C.	2599.	CVS 75572 NC, L.L.C.
2557.	CVS 75466 NC, L.L.C.	2600.	CVS 7558 VA, L.L.C.
2558.	CVS 75467 MA, L.L.C.	2601.	CVS 75580 FL, L.L.C.
2559.	CVS 75468 TN, L.L.C.	2602.	CVS 75581 DE, L.L.C.
2560.	CVS 75479 FL, L.L.C.	2603.	CVS 75583 MA, L.L.C.
2561.	CVS 7548 NC, L.L.C.	2604.	CVS 75584 MA, L.L.C.
2562.	CVS 75480 FL, L.L.C.	2605.	CVS 75586 RI, L.L.C.
2563.	CVS 75482 FL, L.L.C.	2606.	CVS 75589 KY, L.L.C.
2564.	CVS 75485 NC, L.L.C.	2607.	CVS 7559 Glen Raven, L.L.C.
2565.	CVS 75486 KS, L.L.C.	2608.	CVS 75590 MN, L.L.C.
2566.	CVS 7549 MI, L.L.C.	2609.	CVS 75591 NC, L.L.C.
2567.	CVS 75491 WV, L.L.C.	2610.	CVS 7561 VA, L.L.C.
2568.	CVS 75494 MN, L.L.C.	2611.	CVS 75613 FL, L.L.C.
2569.	CVS 75498 DE, L.L.C.	2612.	CVS 75615 FL, L.L.C.
2570.	CVS 75499 DE, L.L.C.	2613.	CVS 75616 FL, L.L.C.
2571.	CVS 75502 VA, L.L.C.	2614.	CVS 75618 MI, L.L.C.
2572.	CVS 75503 GA, L.L.C.	2615.	CVS 75619 NJ, L.L.C.
2573.	CVS 75507 NC, L.L.C.	2616.	CVS 75620 FL, L.L.C.
2574.	CVS 75508 MA, L.L.C.	2617.	CVS 75622 FL, L.L.C.
2575.	CVS 75514 NV, L.L.C.	2618.	CVS 75623 FL, L.L.C.
2576.	CVS 75530 FL, L.L.C.	2619.	CVS 75626 GA, L.L.C.
2577.	CVS 75531 FL, L.L.C.	2620.	CVS 75636 NV, L.L.C.
2578.	CVS 75535 FL, L.L.C.	2621.	CVS 75642 VA, L.L.C.
2579.	CVS 75536 GA, L.L.C.	2622.	CVS 7565 VA, L.L.C.
2580.	CVS 75545 NV, L.L.C.	2623.	CVS 75651 SC, L.L.C.

2624. CVS 75659 OK, L.L.C.	2667. CVS 7581 VA, L.L.C.
2625. CVS 7566 NC, L.L.C.	2668. CVS 75816 FL, L.L.C.
2626. CVS 75660 OK, L.L.C.	2669. CVS 75821 MN, L.L.C.
2627. CVS 75667 VA, L.L.C.	2670. CVS 75849 NC, L.L.C.
2628. CVS 75668 VA, L.L.C.	2671. CVS 75851 TN, L.L.C.
2629. CVS 75669 MA, L.L.C.	2672. CVS 75852 TN, L.L.C.
2630. CVS 75674 FL, L.L.C.	2673. CVS 75866 MA, L.L.C.
2631. CVS 75676 KY, L.L.C.	2674. CVS 75867 RI, L.L.C.
2632. CVS 75677 MN, L.L.C.	2675. CVS 75870 FL, L.L.C.
2633. CVS 75679 SC, L.L.C.	2676. CVS 75883 FL, L.L.C.
2634. CVS 7568 SC, L.L.C.	2677. CVS 75884 VA, L.L.C.
2635. CVS 75691 VA, L.L.C.	2678. CVS 7589 VA, L.L.C.
2636. CVS 75692 VA, L.L.C.	2679. CVS 75896 MA, L.L.C.
2637. CVS 75705 FL, L.L.C.	2680. CVS 75905 NJ, L.L.C.
2638. CVS 75707 FL, L.L.C.	2681. CVS 75907 DE, L.L.C.
2639. CVS 75711 VA, L.L.C.	2682. CVS 75915 OK, L.L.C.
2640. CVS 75712 RI, L.L.C.	2683. CVS 7592 VA, L.L.C.
2641. CVS 75718 OH, L.L.C.	2684. CVS 75921 OK, L.L.C.
2642. CVS 75719 MN, L.L.C.	2685. CVS 75924 FL, L.L.C.
2643. CVS 7572 NC, L.L.C.	2686. CVS 75930 VA, L.L.C.
2644. CVS 75721 FL, L.L.C.	2687. CVS 75931 VA, L.L.C.
2645. CVS 7573 NC, L.L.C.	2688. CVS 75935 NV, L.L.C.
2646. CVS 75730 OK, L.L.C.	2689. CVS 75945 WI, L.L.C.
2647. CVS 75733 NV, L.L.C.	2690. CVS 75946 VA, L.L.C.
2648. CVS 75738 RI, L.L.C.	2691. CVS 75947 GA, L.L.C.
2649. CVS 75740 NJ, L.L.C.	2692. CVS 75948 NC, L.L.C.
2650. CVS 75743 NJ, L.L.C.	2693. CVS 75952 WI, L.L.C.
2651. CVS 75747 MN, L.L.C.	2694. CVS 75955 OK, L.L.C.
2652. CVS 75750 NC, L.L.C.	2695. CVS 75958 MN, L.L.C.
2653. CVS 75762 VA, L.L.C.	2696. CVS 75959 MN, L.L.C.
2654. CVS 75766 FL, L.L.C.	2697. CVS 75961 SC, L.L.C.
2655. CVS 75767 TN, L.L.C.	2698. CVS 7597 NC, L.L.C.
2656. CVS 75768 TN, L.L.C.	2699. CVS 75975 FL, L.L.C.
2657. CVS 7577 VA, L.L.C.	2700. CVS 75977 MN, L.L.C.
2658. CVS 75770 NC, L.L.C.	2701. CVS 75978 FL, L.L.C.
2659. CVS 75771 NC, L.L.C.	2702. CVS 75979 OH, L.L.C.
2660. CVS 75773 MA, L.L.C.	2703. CVS 75980 OH, L.L.C.
2661. CVS 75774 MA, L.L.C.	2704. CVS 75981 OH, L.L.C.
2662. CVS 75781 OK, L.L.C.	2705. CVS 75988 MN, L.L.C.
2663. CVS 75782 OK, L.L.C.	2706. CVS 75989 VA, L.L.C.
2664. CVS 75795 DE, L.L.C.	2707. CVS 75990 VA, L.L.C.
2665. CVS 75796 DE, L.L.C.	2708. CVS 75995 DE, L.L.C.
2666. CVS 75799 NJ, L.L.C.	2709. CVS 7604 WV, L.L.C.



2710.	CVS 7648 KY, L.L.C.	2753.	CVS 810 MA, L.L.C.
2711.	CVS 7666 GA, L.L.C.	2754.	CVS 8103 MI, L.L.C.
2712.	CVS 7671 AL, L.L.C.	2755.	CVS 8112 MI, L.L.C.
2713.	CVS 770 FL, L.L.C.	2756.	CVS 8121 MI, L.L.C.
2714.	CVS 7701, L.L.C.	2757.	CVS 8123 MI, L.L.C.
2715.	CVS 7706 GA, L.L.C.	2758.	CVS 8129 MI, L.L.C.
2716.	CVS 7712 GA, L.L.C.	2759.	CVS 8131 MI, L.L.C.
2717.	CVS 7714 TN, L.L.C.	2760.	CVS 8133 MI, L.L.C.
2718.	CVS 7736 GA, L.L.C.	2761.	CVS 8141 MI, L.L.C.
2719.	CVS 7738 TN, L.L.C.	2762.	CVS 8165 MI, L.L.C.
2720.	CVS 7755 GA, L.L.C.	2763.	CVS 8190 MI, L.L.C.
2721.	CVS 7758 GA, L.L.C.	2764.	CVS 8191 MI, L.L.C.
2722.	CVS 7763 TN, L.L.C.	2765.	CVS 8207 MI, L.L.C.
2723.	CVS 7771 TN, L.L.C.	2766.	CVS 824 NJ, L.L.C.
2724.	CVS 7782 GA, L.L.C.	2767.	CVS 8246 MI, L.L.C.
2725.	CVS 7843 VA, L.L.C.	2768.	CVS 8271 MI, L.L.C.
2726.	CVS 7856 NJ, L.L.C.	2769.	CVS 8271 Warren, L.L.C.
2727.	CVS 7882 NC, L.L.C.	2770.	CVS 8272 MI, L.L.C.
2728.	CVS 7885 GA, L.L.C.	2771.	CVS 8281 MD, L.L.C.
2729.	CVS 7888 GA, L.L.C.	2772.	CVS 8283 MI, L.L.C.
2730.	CVS 7927 GA, L.L.C.	2773.	CVS 8299 MI, L.L.C.
2731.	CVS 7936 MA, L.L.C.	2774.	CVS 8301 MI, L.L.C.
2732.	CVS 7973 FL, L.L.C.	2775.	CVS 8302 MI, L.L.C.
2733.	CVS 7974 GA, L.L.C.	2776.	CVS 8303 TN, L.L.C.
2734.	CVS 7980 FL, L.L.C.	2777.	CVS 8304 MI, L.L.C.
2735.	CVS 7997 OH, L.L.C.	2778.	CVS 8306 MI, L.L.C.
2736.	CVS 8002 MI, L.L.C.	2779.	CVS 8308 MI, L.L.C.
2737.	CVS 8003 MI, L.L.C.	2780.	CVS 8320 RI, L.L.C.
2738.	CVS 8009 MI, L.L.C.	2781.	CVS 8395 GA, L.L.C.
2739.	CVS 8013 MI, L.L.C.	2782.	CVS 8399 MI, L.L.C.
2740.	CVS 8034 MI, L.L.C.	2783.	CVS 8415 FL, L.L.C.
2741.	CVS 8038 MI, L.L.C.	2784.	CVS 8415 NE, L.L.C.
2742.	CVS 8039, L.L.C.	2785.	CVS 8417 NC, L.L.C.
2743.	CVS 8044 MI, L.L.C.	2786.	CVS 8418 GA, L.L.C.
2744.	CVS 8049 MI, L.L.C.	2787.	CVS 8422 GA, L.L.C.
2745.	CVS 8059 MI, L.L.C.	2788.	CVS 8423 OH, L.L.C.
2746.	CVS 8067 MI, L.L.C.	2789.	CVS 8432 GA, L.L.C.
2747.	CVS 8071 MI, L.L.C.	2790.	CVS 8441 MA, L.L.C.
2748.	CVS 8073 MI, L.L.C.	2791.	CVS 8446 FL, L.L.C.
2749.	CVS 8078 MI, L.L.C.	2792.	CVS 8549 MI, L.L.C.
2750.	CVS 8086 MI, L.L.C.	2793.	CVS 8615 NE, L.L.C.
2751.	CVS 8088 MI, L.L.C.	2794.	CVS 862 NJ, L.L.C.
2752.	CVS 8091 MI, L.L.C.	2795.	CVS 863 NH, L.L.C.

2796. CVS 866 FL, L.L.C.
2797. CVS 8774 WI, L.L.C.
2798. CVS 8776 WI, L.L.C.
2799. CVS 8813 NV, L.L.C.
2800. CVS 8902 FL, L.L.C.
2801. CVS 8905 KY, L.L.C.
2802. CVS 8907 GA, L.L.C.
2803. CVS 8909 NC, L.L.C.
2804. CVS 8932 OH, L.L.C.
2805. CVS 8934 GA, L.L.C.
2806. CVS 8935 NC, L.L.C.
2807. CVS 8954 MS, L.L.C.
2808. CVS 8955 MS, L.L.C.
2809. CVS 8956 MS, L.L.C.
2810. CVS 8975 SC, L.L.C.
2811. CVS 8986 OK, L.L.C.
2812. CVS 8992 MS, L.L.C.
2813. CVS 8993 MS, L.L.C.
2814. CVS 8994 MS, L.L.C.
2815. CVS 8th Avenue, L.L.C.
2816. CVS 920 MA, L.L.C.
2817. CVS 921 IL, L.L.C.
2818. CVS 927 MI, L.L.C.
2819. CVS 932 FL, L.L.C.
2820. CVS 962 GA, L.L.C.
2821. CVS 9674 CA, LLC
2822. CVS 976 FL, L.L.C.
2823. CVS 9898 OH, L.L.C.
2824. CVS Accountable Care  
Organization Inc.
2825. CVS Adelphi, L.L.C.
2826. CVS Ahearn Pharmacy, L.L.C.
2827. CVS Ahearn Plaza Pharmacy,  
L.L.C.
2828. CVS AL Distribution, Inc.
2829. CVS AL Distribution, L.L.C.
2830. CVS Albany Central Avenue,  
L.L.C.
2831. CVS Albany, L.L.C.
2832. CVS Albertson, L.L.C.
2833. CVS Alhambra, L.P.
2834. CVS Allerton Avenue, L.L.C.
2835. CVS Alpharetta GA, Inc.
2836. CVS Amherst Road, L.L.C.
2837. CVS Amityville, L.L.C.
2838. CVS Amsterdam Avenue, L.L.C.
2839. CVS Anaheim CA, L.L.C.
2840. CVS AOC Corporation
2841. CVS AOC Services, L.L.C.
2842. CVS Arcadia, L.P.
2843. CVS Arclight, Inc.
2844. CVS Ardsley, L.L.C.
2845. CVS Arlington Heights, L.L.C.
2846. CVS Arnot Mall, L.L.C.
2847. CVS Atlanta GA, Inc.
2848. CVS Atlantic Avenue, L.L.C.
2849. CVS Atlantic Highlands, L.L.C.
2850. CVS Auburn Mall ME, L.L.C.
2851. CVS Auburndale, L.L.C.
2852. CVS Aurora, L.L.C.
2853. CVS Austin Drugs of Great Neck,  
L.L.C.
2854. CVS Austin Drugs of Merrick,  
L.L.C.
2855. CVS Austin Drugs of Plainview,  
L.L.C.
2856. CVS Avon Store, L.L.C.
2857. CVS Baldwin Merrick Road, L.L.C.
2858. CVS Baltimore Fayette, Inc.
2859. CVS Bath Congress, L.L.C.
2860. CVS Bay City 8207 MI, L.L.C.
2861. CVS Bay Shore, L.L.C.
2862. CVS Bayberry Bensalem, Inc.
2863. CVS Bayport, L.L.C.
2864. CVS Bayside Queens, L.L.C.
2865. CVS BDI, Inc.
2866. CVS Beauty Participações Ltda
2867. CVS Bell Boulevard, L.L.C.
2868. CVS Bellerose, L.L.C.
2869. CVS Bellmore Avenue, L.L.C.
2870. CVS Bensenville, L.L.C.
2871. CVS Benson NC, Inc.
2872. CVS Bergenfield, L.L.C.
2873. CVS Bergenline, L.L.C.
2874. CVS Bethesda Lawrenceville, Inc.
2875. CVS Bethesda, L.L.C.

2876. CVS Bethpage Broadway, L.L.C.
2877. CVS Big Apple, L.L.C.
2878. CVS Binghamton, L.L.C.
2879. CVS Black Horse, L.L.C.
2880. CVS Blasdel Drug, L.L.C.
2881. CVS Bleecker Street, L.L.C.
2882. CVS Bloomfield NJ, L.L.C.
2883. CVS Bohemia, L.L.C.
2884. CVS Bridgewater, L.L.C.
2885. CVS Brighton Lac DeVille, L.L.C.
2886. CVS Broadway Chicago, L.L.C.
2887. CVS Broadway Massapequa, L.L.C.
2888. CVS Bronx White Plains, L.L.C.
2889. CVS Bronx, L.L.C.
2890. CVS Bronxville Retailer, L.L.C.
2891. CVS Brooklyn 86th Street, L.L.C.
2892. CVS Brooklyn Eighteenth Avenue, L.L.C.
2893. CVS Brooklyn Kings Highway, L.L.C.
2894. CVS Brooklyn Store, L.L.C.
2895. CVS Brownsville, L.L.C.
2896. CVS Budd Lake, L.L.C.
2897. CVS Buena Park, L.P.
2898. CVS Buffalo Downtown, L.L.C.
2899. CVS Buffalo Spectrum Store, L.L.C.
2900. CVS Burnt Hills, L.L.C.
2901. CVS Cabot Holdings Inc.
2902. CVS Caldwell Cleveland, L.L.C.
2903. CVS Canfield OH, Inc.
2904. CVS Cape Elizabeth, L.L.C.
2905. CVS Card, Inc.
2906. CVS Care Concierge, LLC
2907. CVS Caremark Advanced Technology Pharmacy, L.L.C.
2908. CVS Caremark Charitable Trust, Inc.
2909. CVS Caremark Charity Classic, Inc.
2910. CVS Caremark Employee Relief Fund
2911. CVS Caremark Indemnity Ltd.
2912. CVS Caremark NI IT Operations Center Ltd.
2913. CVS Caremark Part D Services, L.L.C.
2914. CVS Caremark TN SUTA, LLC
2915. CVS Carmel Road Charlotte, Inc.
2916. CVS Carson, L.P.
2917. CVS Cedar Creek Commons, L.L.C.
2918. CVS Cedar Grove, L.L.C.
2919. CVS Cedar Lane, Inc.
2920. CVS Center, Inc.
2921. CVS Central Charlotte, Inc.
2922. CVS Central Islip, L.L.C.
2923. CVS Champlain Centre, L.L.C.
2924. CVS Charitable Trust, Inc
2925. CVS Charity Classic, Inc.
2926. CVS Charlotte, Inc.
2927. CVS Chatham Main Street, L.L.C.
2928. CVS Chenango Centre, L.L.C.
2929. CVS Cherry Hill, L.L.C.
2930. CVS Christopher Street, L.L.C.
2931. CVS Clairridge, L.L.C.
2932. CVS Clifton Crescent, L.L.C.
2933. CVS Closter Dock, L.L.C.
2934. CVS Clyde Park, Inc.
2935. CVS Cold Spring Road, L.L.C.
2936. CVS Columbia Turnpike, L.L.C.
2937. CVS Columbus OH, Inc.
2938. CVS Columbus Place, L.L.C.
2939. CVS Commerce Street, L.L.C.
2940. CVS Community Care, Inc.
2941. CVS Community Pharmacy Center For Excellence, Inc.
2942. CVS Corporation Foundation Program
2943. CVS Cortland, L.L.C.
2944. CVS Court St., L.L.C.
2945. CVS Cross County Store, L.L.C.
2946. CVS Crystal Derry, L.L.C.
2947. CVS Crystal Run, L.L.C.
2948. CVS Cuthbert Boulevard, L.L.C.
2949. CVS Danbury Padanaram, Inc.

2950. CVS Data, Inc.
2951. CVS Deer Park, L.L.C.
2952. CVS Dekalb Norristown, Inc.
2953. CVS Delmar Drug, L.L.C.
2954. CVS Detroit 8275, L.L.C.
2955. CVS Detroit Grand River, Inc.
2956. CVS Dix Hills, L.L.C.
2957. CVS Doubletree, L.L.C.
2958. CVS Douglaston, L.L.C.
2959. CVS Downey, L.P.
2960. CVS Dunkirk Marketplace, L.L.C.
2961. CVS Dunkirk Store, L.L.C.
2962. CVS Durham 7042, L.L.C.
2963. CVS Durham, Inc.
2964. CVS Eagle Rock, L.L.C.
2965. CVS East 149th Street, L.L.C.
2966. CVS East 21st Street, L.L.C.
2967. CVS East 23rd Street, L.L.C.
2968. CVS East 86th, L.L.C.
2969. CVS East Aurora, L.L.C.
2970. CVS East Main Street, L.L.C.
2971. CVS East Rockaway, L.L.C.
2972. CVS East Windsor 3161, L.L.C.
2973. CVS Eastchester Plaza, L.L.C.
2974. CVS Edwardsville IL, L.L.C.
2975. CVS EGL 103rd Jacksonville FL, L.L.C.
2976. CVS EGL 1076 TX, L.L.C.
2977. CVS EGL 107th Miami FL, L.L.C.
2978. CVS EGL 107th Southwest FL, L.L.C.
2979. CVS EGL 109th Summerfield FL, L.L.C.
2980. CVS EGL 111th Kansas City MO, Inc.
2981. CVS EGL 112th Miami FL, L.L.C.
2982. CVS EGL 115th Avondale AZ, L.L.C.
2983. CVS EGL 119th Northwest FL, L.L.C.
2984. CVS EGL 119th Oklahoma, Inc.
2985. CVS EGL 11th Huntsville TX, L.P.
2986. CVS EGL 11th Lake Wales FL, L.L.C.
2987. CVS EGL 122nd MacArthur OK, Inc.
2988. CVS EGL 128 FL, L.L.C.
2989. CVS EGL 128th Miami FL, L.L.C.
2990. CVS EGL 12th Phoenix AZ, L.L.C.
2991. CVS EGL 1313 TX, L.L.C.
2992. CVS EGL 1326 LA, L.L.C.
2993. CVS EGL 1331 TX, L.L.C.
2994. CVS EGL 1336 AL, L.L.C.
2995. CVS EGL 136th Fort Lauderdale FL, L.L.C.
2996. CVS EGL 136th Miami FL, L.L.C.
2997. CVS EGL 13th Gainesville FL, L.L.C.
2998. CVS EGL 13th Northwest FL, L.L.C.
2999. CVS EGL 13th Saint Cloud FL, L.L.C.
3000. CVS EGL 1460 FL, L.L.C.
3001. CVS EGL 1462 TX, L.L.C.
3002. CVS EGL 14th Bradenton FL, L.L.C.
3003. CVS EGL 14th Leesburg FL, L.L.C.
3004. CVS EGL 150 TX, L.L.C.
3005. CVS EGL 1512 LA, L.L.C.
3006. CVS EGL 152nd Miami FL, L.L.C.
3007. CVS EGL 152nd Southwest FL, L.L.C.
3008. CVS EGL 1580 TX, L.L.C.
3009. CVS EGL 15th Immokalee FL, L.L.C.
3010. CVS EGL 15th Oklahoma City OK, Inc.
3011. CVS EGL 15th Panama City FL, L.L.C.
3012. CVS EGL 1620 TX, L.L.C.
3013. CVS EGL 1634 TX, L.L.C.
3014. CVS EGL 1635 FL, L.L.C.
3015. CVS EGL 163rd North Miami FL, L.L.C.

3016. CVS EGL 1644 FL, L.L.C.
3017. CVS EGL 1647 LA, L.L.C.
3018. CVS EGL 164th May OK, Inc.
3019. CVS EGL 1651 TX, L.L.C.
3020. CVS EGL 1652 LA, L.L.C.
3021. CVS EGL 1655 FL, L.L.C.
3022. CVS EGL 1660 FL, L.L.C.
3023. CVS EGL 16th Baseline AZ, L.L.C.
3024. CVS EGL 16th Northwest FL,  
L.L.C.
3025. CVS EGL 1722 FL, L.L.C.
3026. CVS EGL 1723 FL, L.L.C.
3027. CVS EGL 1724 FL, L.L.C.
3028. CVS EGL 1725 FL, L.L.C.
3029. CVS EGL 1726 FL, L.L.C.
3030. CVS EGL 1728 OK, L.L.C.
3031. CVS EGL 1729 FL, L.L.C.
3032. CVS EGL 173 TX, L.L.C.
3033. CVS EGL 1730 FL, L.L.C.
3034. CVS EGL 1732 AL, L.L.C.
3035. CVS EGL 1734 LA, L.L.C.
3036. CVS EGL 1736 FL, L.L.C.
3037. CVS EGL 1738 FL, L.L.C.
3038. CVS EGL 1739 FL, L.L.C.
3039. CVS EGL 1749 FL, L.L.C.
3040. CVS EGL 1765 TX, L.L.C.
3041. CVS EGL 1766 TX, L.L.C.
3042. CVS EGL 1779 FL, L.L.C.
3043. CVS EGL 1783 TX, L.L.C.
3044. CVS EGL 1793 TX, L.L.C.
3045. CVS EGL 1794 LA, L.L.C.
3046. CVS EGL 17th Southeast FL,  
L.L.C.
3047. CVS EGL 1827 TX, L.L.C.
3048. CVS EGL 183rd Opa Locka FL,  
L.L.C.
3049. CVS EGL 185th Northeast FL,  
L.L.C.
3050. CVS EGL 186th Hialeah FL, L.L.C.
3051. CVS EGL 18th Monroe LA, Inc.
3052. CVS EGL 19 Pinellas FL, L.L.C.
3053. CVS EGL 192 MO, L.L.C.
3054. CVS EGL 19th Happy Valley AZ,  
L.L.C.
3055. CVS EGL 19th Memphis TX, L.P.
3056. CVS EGL 19th North FL, L.L.C.
3057. CVS EGL 1st Humbel TX, L.P.
3058. CVS EGL 1st Kaplan LA, Inc.
3059. CVS EGL 1st Lake City FL, L.L.C.
3060. CVS EGL 1st Sanford FL, L.L.C.
3061. CVS EGL 1st Wadsworth CO CVS,  
L.L.C.
3062. CVS EGL 200 Ocala FL, L.L.C.
3063. CVS EGL 20th Vero Beach FL,  
L.L.C.
3064. CVS EGL 21st Covington LA, Inc.
3065. CVS EGL 222 LA, L.L.C.
3066. CVS EGL 22nd Southwest FL,  
L.L.C.
3067. CVS EGL 2366 FL, L.L.C.
3068. CVS EGL 23rd Independence MO,  
Inc.
3069. CVS EGL 23rd Northwest OK, Inc.
3070. CVS EGL 23rd Oklahoma, Inc.
3071. CVS EGL 23rd Panama City FL,  
L.L.C.
3072. CVS EGL 248th Miami FL, L.L.C.
3073. CVS EGL 24th Indian AZ, L.L.C.
3074. CVS EGL 25th Gulfport MS, Inc.
3075. CVS EGL 267 FL, L.L.C.
3076. CVS EGL 26th Fort Lauderdale FL,  
L.L.C.
3077. CVS EGL 27th Miami FL, L.L.C.
3078. CVS EGL 284 FL, L.L.C.
3079. CVS EGL 29th Hialeah FL, L.L.C.
3080. CVS EGL 2nd Delray Beach FL,  
L.L.C.
3081. CVS EGL 301 Dade City FL,  
L.L.C.
3082. CVS EGL 312 Augustine FL,  
L.L.C.
3083. CVS EGL 3278 FL, L.L.C.
3084. CVS EGL 328 FL, L.L.C.
3085. CVS EGL 34 OK, L.L.C.
3086. CVS EGL 34th Lubbock TX, L.P.

- 3087. CVS EGL 34th Ocala FL, L.L.C.
- 3088. CVS EGL 34th St Petersburg FL, L.L.C.
- 3089. CVS EGL 35 N Austin TX, L.P.
- 3090. CVS EGL 358 FL, L.L.C.
- 3091. CVS EGL 35th Evans CO CVS, L.L.C.
- 3092. CVS EGL 3624 FL, L.L.C.
- 3093. CVS EGL 3637 FL, L.L.C.
- 3094. CVS EGL 3669 TX, L.L.C.
- 3095. CVS EGL 37th St Petersburg FL, L.L.C.
- 3096. CVS EGL 384 TX, L.L.C.
- 3097. CVS EGL 3rd Jacksonville Beach FL, L.L.C.
- 3098. CVS EGL 3rd New Smyrna Beach FL, L.L.C.
- 3099. CVS EGL 3rd Saint Pete FL, L.L.C.
- 3100. CVS EGL 403 FL, L.L.C.
- 3101. CVS EGL 405 FL, L.L.C.
- 3102. CVS EGL 408 FL, L.L.C.
- 3103. CVS EGL 40th Miami FL, L.L.C.
- 3104. CVS EGL 40th Northwest FL, L.L.C.
- 3105. CVS EGL 40th Street FL, L.L.C.
- 3106. CVS EGL 41 Sarasota FL, L.L.C.
- 3107. CVS EGL 41st Miami FL, L.L.C.
- 3108. CVS EGL 42nd Miami FL, L.L.C.
- 3109. CVS EGL 430 FL, L.L.C.
- 3110. CVS EGL 439 AL, L.L.C.
- 3111. CVS EGL 43rd Northwest FL, L.L.C.
- 3112. CVS EGL 441 Lake Worth FL, L.L.C.
- 3113. CVS EGL 441 Ocala FL, L.L.C.
- 3114. CVS EGL 46 Loop TX, L.P.
- 3115. CVS EGL 475 AL, L.L.C.
- 3116. CVS EGL 486 FL, L.L.C.
- 3117. CVS EGL 49th Hialeah FL, L.L.C.
- 3118. CVS EGL 49th Pinellas Park FL, L.L.C.
- 3119. CVS EGL 49th Saint Petersburg FL, L.L.C.
- 3120. CVS EGL 4th Chickasha OK, Inc.
- 3121. CVS EGL 4th Oklahoma City OK, Inc.
- 3122. CVS EGL 4th Pueblo CO CVS, L.L.C.
- 3123. CVS EGL 4th Saint Petersburg FL, L.L.C.
- 3124. CVS EGL 504 FL, L.L.C.
- 3125. CVS EGL 50th Lubbock TX, L.P.
- 3126. CVS EGL 537 FL, L.L.C.
- 3127. CVS EGL 53rd Bradenton FL, L.L.C.
- 3128. CVS EGL 54 New Port Richey FL, L.L.C.
- 3129. CVS EGL 546 MS, L.L.C.
- 3130. CVS EGL 54th Saint Petersburg FL, L.L.C.
- 3131. CVS EGL 5624 MO, L.L.C.
- 3132. CVS EGL 568 LA, L.L.C.
- 3133. CVS EGL 571 FL, L.L.C.
- 3134. CVS EGL 59th Glendale AZ, L.L.C.
- 3135. CVS EGL 5th Boca Raton FL, L.L.C.
- 3136. CVS EGL 5th Miami Beach FL, L.L.C.
- 3137. CVS EGL 60th Hialeah FL, L.L.C.
- 3138. CVS EGL 61st Galveston TX, L.P.
- 3139. CVS EGL 63rd Kansas City MO, Inc.
- 3140. CVS EGL 64 Bradenton FL, L.L.C.
- 3141. CVS EGL 66th Northwest FL, L.L.C.
- 3142. CVS EGL 66th Saint Petersburg FL, L.L.C.
- 3143. CVS EGL 66th Street North FL, L.L.C.
- 3144. CVS EGL 67th Hialeah FL, L.L.C.
- 3145. CVS EGL 68th Thomas AZ, L.L.C.
- 3146. CVS EGL 68th West Hialeah FL, L.L.C.
- 3147. CVS EGL 6th Panama City FL, L.L.C.

3148. CVS EGL 6th South FL, L.L.C.
3149. CVS EGL 6th Winter Haven FL, L.L.C.
3150. CVS EGL 756 TX, L.L.C.
3151. CVS EGL 75th Bethany AZ, L.L.C.
3152. CVS EGL 75th Gainesville FL, L.L.C.
3153. CVS EGL 75th Houston TX, L.P.
3154. CVS EGL 7894 FL, L.L.C.
3155. CVS EGL 78th Seminole FL, L.L.C.
3156. CVS EGL 7927 FL, L.L.C.
3157. CVS EGL 7958 FL, L.L.C.
3158. CVS EGL 7th Miami FL, L.L.C.
3159. CVS EGL 82nd Lubbock TX, L.P.
3160. CVS EGL 8383 FL, L.L.C.
3161. CVS EGL 83rd Glendale AZ, L.L.C.
3162. CVS EGL 88th Miami FL, L.L.C.
3163. CVS EGL 88th Street FL, L.L.C.
3164. CVS EGL 8th Ave Hialeah FL, L.L.C.
3165. CVS EGL 8th Miami FL, L.L.C.
3166. CVS EGL 8th Palmetto FL, L.L.C.
3167. CVS EGL 8th Southwest FL, L.L.C.
3168. CVS EGL 8th Street FL, L.L.C.
3169. CVS EGL 90 West FL, L.L.C.
3170. CVS EGL 908 FL, L.L.C.
3171. CVS EGL 951 Naples FL, L.L.C.
3172. CVS EGL 97th Miami FL, L.L.C.
3173. CVS EGL 98th Lubbock TX, L.P.
3174. CVS EGL 99th Phoenix AZ, L.L.C.
3175. CVS EGL 9th Naples FL, L.L.C.
3176. CVS EGL 9th North FL, L.L.C.
3177. CVS EGL 9th Pensacola FL, L.L.C.
3178. CVS EGL 9th Saint Petersburg FL, L.L.C.
3179. CVS EGL Abshier Belleview FL, L.L.C.
3180. CVS EGL Academy Seagull NM, L.L.C.
3181. CVS EGL Admiral New Iberia LA, Inc.
3182. CVS EGL Airline Baton Rouge LA, Inc.
3183. CVS EGL Airline Corpus Christi TX, L.P.
3184. CVS EGL Airline Destrehan LA, Inc.
3185. CVS EGL Airline Drive TX, L.P.
3186. CVS EGL Airline Gonzales LA, Inc.
3187. CVS EGL Airline La Place LA, Inc.
3188. CVS EGL Airline Metairie LA, Inc.
3189. CVS EGL Airport Austin TX, L.P.
3190. CVS EGL Airport Naples FL, L.L.C.
3191. CVS EGL Alabama Properties, Inc.
3192. CVS EGL Alafaya Orlando FL, L.L.C.
3193. CVS EGL Alameda Denver CO CVS, L.L.C.
3194. CVS EGL Alameda Parkway CO CVS, L.L.C.
3195. CVS EGL Aldine Mail TX, L.P.
3196. CVS EGL Aldine Westfield Spring TX, L.P.
3197. CVS EGL Alexander Plant City FL, L.L.C.
3198. CVS EGL Alma Chandler AZ, L.L.C.
3199. CVS EGL Aloma Winter FL, L.L.C.
3200. CVS EGL Alpha Dallas TX, L.P.
3201. CVS EGL Altamonte Springs FL, L.L.C.
3202. CVS EGL Alton Miami Beach FL, L.L.C.
3203. CVS EGL Andrews Fort Lauderdale FL, L.L.C.
3204. CVS EGL Angleton TX, L.P.
3205. CVS EGL Antoine Houston TX, L.P.

- |   |   |
|---|---|
| 3206. CVS EGL Apalachee Tallahassee FL, L.L.C.  | 3232. CVS EGL Barataria Marrero LA, Inc.    |
| 3207. CVS EGL Apalachicola FL, L.L.C.           | 3233. CVS EGL Barker Cypress TX, L.P.       |
| 3208. CVS EGL Apollo Beach FL, L.L.C.           | 3234. CVS EGL Barksdale LA, Inc.            |
| 3209. CVS EGL Apopka Vineland FL, L.L.C.        | 3235. CVS EGL Barrow Abilene TX, L.P.       |
| 3210. CVS EGL Archer Gainesville FL, L.L.C.     | 3236. CVS EGL Barry Road MO, Inc.           |
| 3211. CVS EGL Arlington Jacksonville FL, L.L.C. | 3237. CVS EGL Bartow FL, L.L.C.             |
| 3212. CVS EGL Armenia Tampa FL, L.L.C.          | 3238. CVS EGL Bartram Park FL, L.L.C.       |
| 3213. CVS EGL Atlantic Beach FL, L.L.C.         | 3239. CVS EGL Baseline Gilbert AZ, L.L.C.   |
| 3214. CVS EGL Atlantic Boulevard FL, L.L.C.     | 3240. CVS EGL Baseline Tempe AZ, L.L.C.     |
| 3215. CVS EGL Atlantic Cocoa Beach FL, L.L.C.   | 3241. CVS EGL Baton Rouge LA, Inc.          |
| 3216. CVS EGL Atlantic Daytona FL, L.L.C.       | 3242. CVS EGL Bay Area TX, L.P.             |
| 3217. CVS EGL Atlantic FL, L.L.C.               | 3243. CVS EGL Bay City TX, L.P.             |
| 3218. CVS EGL Atlantic Jacksonville FL, L.L.C.  | 3244. CVS EGL Bay Clearwater FL, L.L.C.     |
| 3219. CVS EGL Atlantic Neptune Beach FL, L.L.C. | 3245. CVS EGL Bay Largo FL, L.L.C.          |
| 3220. CVS EGL Augustine Road FL, L.L.C.         | 3246. CVS EGL Bay Meadows FL, L.L.C.        |
| 3221. CVS EGL Austin Harry TX, L.P.             | 3247. CVS EGL Bay St. Louis MS, Inc.        |
| 3222. CVS EGL Avenida Lady Lake FL, L.L.C.      | 3248. CVS EGL Bayport Seabrook TX, L.P.     |
| 3223. CVS EGL Aventura FL, L.L.C.               | 3249. CVS EGL Bayshore Dunedin FL, L.L.C.   |
| 3224. CVS EGL Avenue A TX, L.P.                 | 3250. CVS EGL Beach Boulevard FL, L.L.C.    |
| 3225. CVS EGL Avenue J Galveston TX, L.P.       | 3251. CVS EGL Beaumont TX, L.P.             |
| 3226. CVS EGL Avondale Dysart AZ, L.L.C.        | 3252. CVS EGL Bee Caves TX, L.P.            |
| 3227. CVS EGL Ayers Corpus Christi TX, L.P.     | 3253. CVS EGL Bee Ridge Sarasota FL, L.L.C. |
| 3228. CVS EGL Ayers TX, L.P.                    | 3254. CVS EGL Belcher Clearwater FL, L.L.C. |
| 3229. CVS EGL Azalea AL, Inc.                   | 3255. CVS EGL Belcher Largo FL, L.L.C.      |
| 3230. CVS EGL Bandera Road TX, L.P.             | 3256. CVS EGL Bell Amarillo TX, L.P.        |
| 3231. CVS EGL Bandera San Antonio TX, L.P.      | 3257. CVS EGL Bell Glendale AZ, L.L.C.      |
|   | 3258. CVS EGL Bell Houston TX, L.P.         |
|   | 3259. CVS EGL Bell Surprise AZ, L.L.C.      |
|   | 3260. CVS EGL Bellaire Blvd TX, L.P.        |
|   | 3261. CVS EGL Belle Glade FL, L.L.C.        |



- |   |  |
|---|--|
| 3262. CVS EGL Belle Palm Coast FL, L.L.C.       | 3287. CVS EGL Boyette Riverview, L.L.C.        |
| 3263. CVS EGL Bellevue Littleton CO CVS, L.L.C. | 3288. CVS EGL Bradenton FL, L.L.C.             |
| 3264. CVS EGL Bellevue Plaquemine LA, Inc.      | 3289. CVS EGL Brair Forest TX, L.P.            |
| 3265. CVS EGL Belt Saint Joseph MO, Inc.        | 3290. CVS EGL Brandon FL, L.L.C.               |
| 3266. CVS EGL Beltline Garland TX, L.P.         | 3291. CVS EGL Brenham TX, L.P.                 |
| 3267. CVS EGL Belville Daytona FL, L.L.C.       | 3292. CVS EGL Brevard Arcadia FL, L.L.C.       |
| 3268. CVS EGL Beneva Road FL, L.L.C.            | 3293. CVS EGL Briar Drive KS, Inc.             |
| 3269. CVS EGL Biscayne Boulevard, L.L.C.        | 3294. CVS EGL Briarcliff Austin TX, L.P.       |
| 3270. CVS EGL Biscayne FL, L.L.C.               | 3295. CVS EGL Bridge Hobe Sound FL, L.L.C.     |
| 3271. CVS EGL Biscayne Miami FL, L.L.C.         | 3296. CVS EGL Britt Jensen FL, L.L.C.          |
| 3272. CVS EGL Bissonnet Houston TX, L.P.        | 3297. CVS EGL Broadmoor MS, Inc.               |
| 3273. CVS EGL Bissonnet Kirkwood TX, L.P.       | 3298. CVS EGL Broadway Garland TX, L.P.        |
| 3274. CVS EGL Blanco Road TX, L.P.              | 3299. CVS EGL Broadway Gladewater TX, L.P.     |
| 3275. CVS EGL Blanding Jacksonville FL, L.L.C.  | 3300. CVS EGL Broadway Tampa, L.L.C.           |
| 3276. CVS EGL Blanding Middleburg FL, L.L.C.    | 3301. CVS EGL Broadway Tempe AZ, L.L.C.        |
| 3277. CVS EGL Blanding Orange Park FL, L.L.C.   | 3302. CVS EGL Broadway Tucson AZ, L.L.C.       |
| 3278. CVS EGL Blichton Ocala FL, L.L.C.         | 3303. CVS EGL Broadway Tyler TX, L.P.          |
| 3279. CVS EGL Bloomingdale Valrico FL, L.L.C.   | 3304. CVS EGL Brookside MO, Inc.               |
| 3280. CVS EGL Blossom Orlando FL, L.L.C.        | 3305. CVS EGL Brooksville FL, L.L.C.           |
| 3281. CVS EGL Bogalusa LA, Inc.                 | 3306. CVS EGL Broomfield CO CVS, L.L.C.        |
| 3282. CVS EGL Boggy Creek FL, L.L.C.            | 3307. CVS EGL Broward Lauderdale FL, L.L.C.    |
| 3283. CVS EGL Bolton Alexandria LA, Inc.        | 3308. CVS EGL Brown Arlington TX, L.P.         |
| 3284. CVS EGL Bonham Paris TX, L.P.             | 3309. CVS EGL Brunswick FL, L.L.C.             |
| 3285. CVS EGL Bossier City LA, Inc.             | 3310. CVS EGL Bryan Dairy Seminole FL, L.L.C.  |
| 3286. CVS EGL Boulevard Rayne LA, Inc.          | 3311. CVS EGL Bryan TX, L.P.                   |
|   | 3312. CVS EGL Bryant Irvin Fort Worth TX, L.P. |
|   | 3313. CVS EGL Buckingham Richardson TX, L.P.   |

- 3314. CVS EGL Buckner Dallas TX, L.P.
- 3315. CVS EGL Buffalo Gap Abilene TX, L.P.
- 3316. CVS EGL Bullard Parkway FL, L.L.C.
- 3317. CVS EGL Burleigh Tavares FL, L.L.C.
- 3318. CVS EGL Burnett Austin TX, L.P.
- 3319. CVS EGL Camelback Phoenix AZ, L.L.C.
- 3320. CVS EGL Cameron Lafayette LA, Inc.
- 3321. CVS EGL Cameron Scott LA, Inc.
- 3322. CVS EGL Camino Boca Raton FL, L.L.C.
- 3323. CVS EGL Camino Real TX, L.P.
- 3324. CVS EGL Camp Bowie Fort Worth TX, L.P.
- 3325. CVS EGL Camp Bowie TX, L.P.
- 3326. CVS EGL Camp Clarke TX, L.P.
- 3327. CVS EGL Camp Lowell AZ, L.L.C.
- 3328. CVS EGL Camp TX, L.P.
- 3329. CVS EGL Campbell Dallas TX, L.P.
- 3330. CVS EGL Canal New Orleans LA, Inc.
- 3331. CVS EGL Canal Thibodaux LA, Inc.
- 3332. CVS EGL Candelaria NM, L.L.C.
- 3333. CVS EGL Canoe St. Cloud FL, L.L.C.
- 3334. CVS EGL Cape Coral Pkwy FL, L.L.C.
- 3335. CVS EGL Capital Circle FL, L.L.C.
- 3336. CVS EGL Capital Tallahassee FL, L.L.C.
- 3337. CVS EGL Carefree Cave Creek AZ, L.L.C.
- 3338. CVS EGL Caroline Milton FL, L.L.C.
- 3339. CVS EGL Carrier Grand Prairie TX, L.P.
- 3340. CVS EGL Carrollton New Orleans LA, Inc.
- 3341. CVS EGL Carrollwood Tampa FL, L.L.C.
- 3342. CVS EGL Cartwright Mesquite TX, L.P.
- 3343. CVS EGL Cartwright Missouri City TX, L.P.
- 3344. CVS EGL Cedar Breaks TX, L.P.
- 3345. CVS EGL Cedar Park TX, L.P.
- 3346. CVS EGL Cedar Ridge TX, L.P.
- 3347. CVS EGL Centennial CO CVS, L.L.C.
- 3348. CVS EGL Central Avenue NM, L.L.C.
- 3349. CVS EGL Central Bedford TX, L.P.
- 3350. CVS EGL Central Florida, L.L.C.
- 3351. CVS EGL Central McKinney TX, L.P.
- 3352. CVS EGL Central Parkway FL, L.L.C.
- 3353. CVS EGL Central Petersburg FL, L.L.C.
- 3354. CVS EGL Centre Hereford TX, L.P.
- 3355. CVS EGL Cerrillos NM, L.L.C.
- 3356. CVS EGL Chalmette LA, Inc.
- 3357. CVS EGL Chambers Denver CO CVS, L.L.C.
- 3358. CVS EGL Champion Forest TX, L.P.
- 3359. CVS EGL Chandler Phoenix AZ, L.L.C.
- 3360. CVS EGL Charity Abbeville LA, Inc.
- 3361. CVS EGL Chateau Kenner LA, Inc.
- 3362. CVS EGL Cheney Titusville FL, L.L.C.
- 3363. CVS EGL Chipley FL, L.L.C.
- 3364. CVS EGL Choctaw OK, Inc.
- 3365. CVS EGL Church Livingston TX, L.P.
- 3366. CVS EGL Cinco Ranch TX, L.P.

- 3367. CVS EGL Clark Road, L.L.C.
- 3368. CVS EGL Clark Sarasota FL, L.L.C.
- 3369. CVS EGL Classen Oklahoma City OK, Inc.
- 3370. CVS EGL Clearlake Cocoa FL, L.L.C.
- 3371. CVS EGL Clearwater FL, L.L.C.
- 3372. CVS EGL Clearwater Largo FL, L.L.C.
- 3373. CVS EGL Cleburne TX, L.P.
- 3374. CVS EGL Clermont FL, L.L.C.
- 3375. CVS EGL Cleveland Avenue, L.L.C.
- 3376. CVS EGL Cleveland Fort Myers FL, L.L.C.
- 3377. CVS EGL Clint Moore Boca Raton FL, L.L.C.
- 3378. CVS EGL Clubview Levelland TX, L.P.
- 3379. CVS EGL Clute TX, L.P.
- 3380. CVS EGL Coalton Broomfield CO CVS, L.L.C.
- 3381. CVS EGL Cockrell Hill TX, L.P.
- 3382. CVS EGL Coit Plano TX, L.P.
- 3383. CVS EGL Coit Richardson TX, L.P.
- 3384. CVS EGL Colfax Denver CO CVS, L.L.C.
- 3385. CVS EGL Colfax Lakewood CO CVS, L.L.C.
- 3386. CVS EGL College Beaumont TX, L.P.
- 3387. CVS EGL College Collins CO CVS, L.L.C.
- 3388. CVS EGL College Hills San Angelo TX, L.P.
- 3389. CVS EGL College Park Conroe TX, L.P.
- 3390. CVS EGL Colleyville TX, L.P.
- 3391. CVS EGL Collins Avenue FL, L.L.C.
- 3392. CVS EGL Collins North Miami FL, L.L.C.
- 3393. CVS EGL Colonial Golden FL, L.L.C.
- 3394. CVS EGL Colonial Myers FL, L.L.C.
- 3395. CVS EGL Colonial Orlando FL, L.L.C.
- 3396. CVS EGL Colonial Winter Garden FL, L.L.C.
- 3397. CVS EGL Colorado Springs CO CVS, L.L.C.
- 3398. CVS EGL Commerce Ardmore OK, Inc.
- 3399. CVS EGL Commercial 18th FL, L.L.C.
- 3400. CVS EGL Commercial Lauderdale FL, L.L.C.
- 3401. CVS EGL Congress Austin TX, L.P.
- 3402. CVS EGL Congress Boynton Beach FL, L.L.C.
- 3403. CVS EGL Congress Lake Worth FL, L.L.C.
- 3404. CVS EGL Congress Street TX, L.P.
- 3405. CVS EGL Coors Boulevard NM, L.L.C.
- 3406. CVS EGL Coral Miami FL, L.L.C.
- 3407. CVS EGL Corpus Christi TX, L.P.
- 3408. CVS EGL Cortez Boulevard FL, L.L.C.
- 3409. CVS EGL Cortez Bradenton FL, L.L.C.
- 3410. CVS EGL Cortez FL, L.L.C.
- 3411. CVS EGL Cottage Mobile AL, Inc.
- 3412. CVS EGL Countryway Tampa FL, L.L.C.
- 3413. CVS EGL County Dunedin FL, L.L.C.
- 3414. CVS EGL County Line Ridgeland MS, Inc.
- 3415. CVS EGL County Orange Park FL, L.L.C.

- |   |   |
|---|---|
| 3416. CVS EGL Courtenay Merritt FL, L.L.C.    | 3442. CVS EGL Davis Pensacola FL, L.L.C.        |
| 3417. CVS EGL Covington LA, Inc.              | 3443. CVS EGL Daytona FL, L.L.C.                |
| 3418. CVS EGL Crandon Key Biscayne FL, L.L.C. | 3444. CVS EGL De Land FL, L.L.C.                |
| 3419. CVS EGL Crawfordville FL, L.L.C.        | 3445. CVS EGL De Zavala San Antonio TX, L.P.    |
| 3420. CVS EGL Cresswell Opelousas LA, Inc.    | 3446. CVS EGL Decatur FL, L.L.C.                |
| 3421. CVS EGL Crockett Palestine TX, L.P.     | 3447. CVS EGL Decker Baytown TX, L.P.           |
| 3422. CVS EGL Cross Timbers TX, L.P.          | 3448. CVS EGL Deerfield Beach FL, L.L.C.        |
| 3423. CVS EGL Crowley TX, L.P.                | 3449. CVS EGL Denham Springs LA, Inc.           |
| 3424. CVS EGL Crown Bonita Springs FL, L.L.C. | 3450. CVS EGL Denton Fort Worth TX, L.P.        |
| 3425. CVS EGL Culebra San Antonio TX, L.P.    | 3451. CVS EGL Desoto TX, L.P.                   |
| 3426. CVS EGL Cullen Pearland TX, L.P.        | 3452. CVS EGL Dickinson TX, L.P.                |
| 3427. CVS EGL Curry Ford Orlando FL, L.L.C.   | 3453. CVS EGL Dixie Highway FL, L.L.C.          |
| 3428. CVS EGL Curry Ford Road FL, L.L.C.      | 3454. CVS EGL Dixie Homestead FL, L.L.C.        |
| 3429. CVS EGL Custer Frisco TX, L.P.          | 3455. CVS EGL Dixie Lake Worth FL, L.L.C.       |
| 3430. CVS EGL Cypress Gardens FL, L.L.C.      | 3456. CVS EGL Dixie Miami FL, L.L.C.            |
| 3431. CVS EGL Cypress North TX, L.P.          | 3457. CVS EGL Dixie South FL, L.L.C.            |
| 3432. CVS EGL Cypress Poinciana FL, L.L.C.    | 3458. CVS EGL Dixie West FL, L.L.C.             |
| 3433. CVS EGL Cypress West Monroe LA, Inc.    | 3459. CVS EGL Dixie West Palm FL, L.L.C.        |
| 3434. CVS EGL Cypress Winter Haven FL, L.L.C. | 3460. CVS EGL Dorado Craig TX, L.P.             |
| 3435. CVS EGL Dale Mabry Tampa FL, L.L.C.     | 3461. CVS EGL Dowlen TX, L.P.                   |
| 3436. CVS EGL Dania Beach FL, L.L.C.          | 3462. CVS EGL Downing Denver CO CVS, L.L.C.     |
| 3437. CVS EGL Daniels Fort Myers, L.L.C.      | 3463. CVS EGL Drake Fort Collins CO CVS, L.L.C. |
| 3438. CVS EGL Daphne AL, Inc.                 | 3464. CVS EGL Dry Creek Aurora CO CVS, L.L.C.   |
| 3439. CVS EGL Davenport FL, L.L.C.            | 3465. CVS EGL Duck Creek TX, L.P.               |
| 3440. CVS EGL Davie Lauderdale FL, L.L.C.     | 3466. CVS EGL Dulles Road TX, L.P.              |
| 3441. CVS EGL Davis N Richland Hills TX, L.P. | 3467. CVS EGL Dunlap Phoenix AZ, L.L.C.         |
|   | 3468. CVS EGL Dunn Jacksonville FL, L.L.C.      |
|   | 3469. CVS EGL Dunnellon FL, L.L.C.              |

- |  |  |
|--|--|
| 3470. CVS EGL Duval Key West FL, L.L.C.        | 3495. CVS EGL Eagle Nest Hialeah FL, L.L.C.  |
| 3471. CVS EGL Dysart Goodyear AZ, L.L.C.       | 3496. CVS EGL East Atlantic FL, L.L.C.       |
| 3472. CVS EGL E 20th Houston TX, L.P.          | 3497. CVS EGL East Camelback AZ, L.L.C.      |
| 3473. CVS EGL E Amarillo TX, L.P.              | 3498. CVS EGL East Colonial Drive FL, L.L.C. |
| 3474. CVS EGL E Arapaho Richardson TX, L.P.    | 3499. CVS EGL East Danforth OK, Inc.         |
| 3475. CVS EGL E Arkansas Arlington TX, L.P.    | 3500. CVS EGL East Fowler FL, L.L.C.         |
| 3476. CVS EGL E Belt Line Cedar Hill TX, L.P.  | 3501. CVS EGL East Hinson FL, L.L.C.         |
| 3477. CVS EGL E Broadway Sweetwater TX, L.P.   | 3502. CVS EGL East Jester Houston TX, L.P.   |
| 3478. CVS EGL E Commerce Brownwood TX, L.P.    | 3503. CVS EGL East Lake FL, L.L.C.           |
| 3479. CVS EGL E End North Marshall TX, L.P.    | 3504. CVS EGL East Oak FL, L.L.C.            |
| 3480. CVS EGL E Irving TX, L.P.                | 3505. CVS EGL East Palatka FL, L.L.C.        |
| 3481. CVS EGL E Lancaster Fort Worth TX, L.P.  | 3506. CVS EGL East Park Arlington TX, L.P.   |
| 3482. CVS EGL E Loop 304 Crockett TX, L.P.     | 3507. CVS EGL East Pass Gulfport MS, Inc.    |
| 3483. CVS EGL E Lufkin TX, L.P.                | 3508. CVS EGL Eastex Beaumont TX, L.P.       |
| 3484. CVS EGL E Main Allen TX, L.P.            | 3509. CVS EGL Edgewater Orlando FL, L.L.C.   |
| 3485. CVS EGL E Main Grand Prairie TX, L.P.    | 3510. CVS EGL Edmond OK, Inc.                |
| 3486. CVS EGL E Main Whitehouse TX, L.P.       | 3511. CVS EGL Ehrlich Tampa FL, L.L.C.       |
| 3487. CVS EGL E Mockingbird Dallas TX, L.P.    | 3512. CVS EGL Eiland Zephyrhills FL, L.L.C.  |
| 3488. CVS EGL E Northwest Dallas TX, L.P.      | 3513. CVS EGL Eisenhower Loveland CO, L.L.C. |
| 3489. CVS EGL E Pipeline Bedford TX, L.P.      | 3514. CVS EGL El Salido TX, L.P.             |
| 3490. CVS EGL E Riverside Austin TX, L.P.      | 3515. CVS EGL Elam Balch Springs TX, L.P.    |
| 3491. CVS EGL E Southlake TX, L.P.             | 3516. CVS EGL Eldridge Houston TX, L.P.      |
| 3492. CVS EGL E Tidwell Houston TX, L.P.       | 3517. CVS EGL Eldridge Road TX, L.P.         |
| 3493. CVS EGL E Tyler Athens TX, L.P.          | 3518. CVS EGL Elkcam Deltona FL, L.L.C.      |
| 3494. CVS EGL E US Hwy 287 Midlothian TX, L.P. | 3519. CVS EGL Elliot Arizona AZ, L.L.C.      |
|  | 3520. CVS EGL Ellison Drive NM, L.L.C.       |

- 3521. CVS EGL Emerson Palm Bay FL, L.L.C.
- 3522. CVS EGL Erie Ellenton FL, L.L.C.
- 3523. CVS EGL Estero Fort Myers FL, L.L.C.
- 3524. CVS EGL Everhart TX, L.P.
- 3525. CVS EGL Fairfield Pensacola FL, L.L.C.
- 3526. CVS EGL Fay Cocoa FL, L.L.C.
- 3527. CVS EGL Federal Boynton FL, L.L.C.
- 3528. CVS EGL Federal Broward FL, L.L.C.
- 3529. CVS EGL Federal Deerfield FL, L.L.C.
- 3530. CVS EGL Federal Delray Beach FL, L.L.C.
- 3531. CVS EGL Federal Denver CO CVS, L.L.C.
- 3532. CVS EGL Federal Fort Pierce FL, L.L.C.
- 3533. CVS EGL Federal Hollywood FL, L.L.C.
- 3534. CVS EGL Federal Pompano FL, L.L.C.
- 3535. CVS EGL Federal Stuart FL, L.L.C.
- 3536. CVS EGL Ferguson Dallas TX, L.P.
- 3537. CVS EGL Ferguson Road TX, L.P.
- 3538. CVS EGL Ferris Waxahachie TX, L.P.
- 3539. CVS EGL Fielder Arlington TX, L.P.
- 3540. CVS EGL First Bradenton FL, L.L.C.
- 3541. CVS EGL FL Wright AZ, L.L.C.
- 3542. CVS EGL Flagler Miami FL, L.L.C.
- 3543. CVS EGL Flamingo Hollywood FL, L.L.C.
- 3544. CVS EGL Flamingo South FL, L.L.C.
- 3545. CVS EGL Florabranh FL, L.L.C.
- 3546. CVS EGL Florence Casa AZ, L.L.C.
- 3547. CVS EGL Florida Baton Rouge LA, Inc.
- 3548. CVS EGL Florida Lakeland FL, L.L.C.
- 3549. CVS EGL Florida Tampa FL, L.L.C.
- 3550. CVS EGL Florida, L.L.C.
- 3551. CVS EGL Flowood MS, Inc.
- 3552. CVS EGL Fm 1821 Mineral Wells TX, L.P.
- 3553. CVS EGL FM 1960 E Humble TX, L.P.
- 3554. CVS EGL FM 1960 Road TX, L.P.
- 3555. CVS EGL FM 2100 Crosby TX, L.P.
- 3556. CVS EGL Fm 3009 Schertz TX, L.P.
- 3557. CVS EGL FM 407 Lewisville TX, L.P.
- 3558. CVS EGL FM 528 TX, L.P.
- 3559. CVS EGL FM 529 Houston TX, L.P.
- 3560. CVS EGL FM Round TX, L.P.
- 3561. CVS EGL FM West TX, L.P.
- 3562. CVS EGL Foley AL, Inc.
- 3563. CVS EGL Fondren Houston TX, L.P.
- 3564. CVS EGL Ford Orlando FL, L.L.C.
- 3565. CVS EGL Forest Dallas TX, L.P.
- 3566. CVS EGL Forest Hill Blvd FL, L.L.C.
- 3567. CVS EGL Forest Hill Fort Worth TX, L.P.
- 3568. CVS EGL Forest Hill Palm FL, L.L.C.
- 3569. CVS EGL Forest Lane TX, L.P.
- 3570. CVS EGL Forest MS, Inc.
- 3571. CVS EGL Forest Spring TX, L.P.
- 3572. CVS EGL Forney TX, L.P.
- 3573. CVS EGL Fort Walton Beach FL, L.L.C.

- 3574. CVS EGL Fountain Hills AZ, L.L.C.
- 3575. CVS EGL Fountain Murray CO CVS, L.L.C.
- 3576. CVS EGL Fowler Tampa FL, L.L.C.
- 3577. CVS EGL Frankford Dallas TX, L.P.
- 3578. CVS EGL Freeport TX, L.P.
- 3579. CVS EGL Friendswood TX, L.P.
- 3580. CVS EGL Fruitville Sarasota FL, L.L.C.
- 3581. CVS EGL Fry Katy TX, L.P.
- 3582. CVS EGL Fry Little York TX, L.P.
- 3583. CVS EGL Fuqua Houston TX, L.P.
- 3584. CVS EGL Fuqua Street TX, L.P.
- 3585. CVS EGL Gainesville FL, L.L.C.
- 3586. CVS EGL Garden Titusville FL, L.L.C.
- 3587. CVS EGL Garland Dallas TX, L.P.
- 3588. CVS EGL Garland TX, L.P.
- 3589. CVS EGL Garth Baytown TX, L.P.
- 3590. CVS EGL Gattis School Round Rock TX, L.P.
- 3591. CVS EGL Gause Boulevard LA, Inc.
- 3592. CVS EGL Gause Slidell LA, Inc.
- 3593. CVS EGL Gears Houston TX, L.P.
- 3594. CVS EGL General Meyer LA, Inc.
- 3595. CVS EGL Georgetown TX, L.P.
- 3596. CVS EGL Georgia Amarillo TX, L.P.
- 3597. CVS EGL Georgia Bogalusa LA, Inc.
- 3598. CVS EGL Gessner Houston TX, L.P.
- 3599. CVS EGL Gibsonton Riverview FL, L.L.C.
- 3600. CVS EGL Glages Boca Raton FL, L.L.C.
- 3601. CVS EGL Glenbrook Clermont FL, L.L.C.
- 3602. CVS EGL Gloria Clewiston FL, L.L.C.
- 3603. CVS EGL Golden Naples FL, L.L.C.
- 3604. CVS EGL Golf Links AZ, L.L.C.
- 3605. CVS EGL Government Baton Rouge LA, Inc.
- 3606. CVS EGL Granada Ormond Beach FL, L.L.C.
- 3607. CVS EGL Granbury TX, L.P.
- 3608. CVS EGL Grand Caillou Houma LA, Inc.
- 3609. CVS EGL Grand Prairie TX, L.P.
- 3610. CVS EGL Grandview MO, Inc.
- 3611. CVS EGL Grapevine N Richland Hills TX, L.P.
- 3612. CVS EGL Greeley CO CVS, L.L.C.
- 3613. CVS EGL Green Cove Springs FL, L.L.C.
- 3614. CVS EGL Green Oaks TX, L.P.
- 3615. CVS EGL Greenville Ste 140 Dallas TX, L.P.
- 3616. CVS EGL Greenwell Baton Rouge LA, Inc.
- 3617. CVS EGL Greenwell Springs LA, Inc.
- 3618. CVS EGL Greenwood MS, Inc.
- 3619. CVS EGL Griffin Cooper FL, L.L.C.
- 3620. CVS EGL Grogans Mill Spring TX, L.P.
- 3621. CVS EGL Guadalupe Austin TX, L.P.
- 3622. CVS EGL Guadalupe Street TX, L.P.
- 3623. CVS EGL Gulf Beach Pensacola FL, L.L.C.
- 3624. CVS EGL Gulf Boulevard FL, L.L.C.
- 3625. CVS EGL Gulf Breeze Pkwy FL, L.L.C.
- 3626. CVS EGL Gulf Indian Rocks FL, L.L.C.

- 3627. CVS EGL Gulfbreeze Parkway FL, L.L.C.
- 3628. CVS EGL Gulfport Boulevard FL, L.L.C.
- 3629. CVS EGL Gulfshores AL, Inc.
- 3630. CVS EGL Gunn Highway FL, L.L.C.
- 3631. CVS EGL Gunn Tampa FL, L.L.C.
- 3632. CVS EGL Haily Pueblo CO CVS, L.L.C.
- 3633. CVS EGL Hall Johnson Grapevine TX, L.P.
- 3634. CVS EGL Hammerly Houston TX, L.P.
- 3635. CVS EGL Hammock Miami FL, L.L.C.
- 3636. CVS EGL Hammond LA, Inc.
- 3637. CVS EGL Hampden Aurora CO CVS, L.L.C.
- 3638. CVS EGL Hancock Bridge FL, L.L.C.
- 3639. CVS EGL Hancock Clermont FL, L.L.C.
- 3640. CVS EGL Happy Valley AZ, L.L.C.
- 3641. CVS EGL Harding Miami FL, L.L.C.
- 3642. CVS EGL Hardy Hattiesburg MS, Inc.
- 3643. CVS EGL Harris Red Oak TX, L.P.
- 3644. CVS EGL Harvey LA, Inc.
- 3645. CVS EGL Hawthorne FL, L.L.C.
- 3646. CVS EGL Hebron Carrollton TX, L.P.
- 3647. CVS EGL Hedgecoxe Plano TX, L.P.
- 3648. CVS EGL Henderson Boulevard FL, L.L.C.
- 3649. CVS EGL Henderson Tampa FL, L.L.C.
- 3650. CVS EGL Hialeah Drive FL, L.L.C.
- 3651. CVS EGL Hiawassee Orlando FL, L.L.C.
- 3652. CVS EGL Hickory Creek TX, L.P.
- 3653. CVS EGL High Springs FL, L.L.C.
- 3654. CVS EGL Highland Madison MS, Inc.
- 3655. CVS EGL Highland Road LA, Inc.
- 3656. CVS EGL Highway 77 TX, L.P.
- 3657. CVS EGL Hillsboro Coconut FL, L.L.C.
- 3658. CVS EGL Hillsborough Charlotte FL, L.L.C.
- 3659. CVS EGL Hillsborough FL, L.L.C.
- 3660. CVS EGL Hillsborough Tampa FL, L.L.C.
- 3661. CVS EGL Himes Tampa FL, L.L.C.
- 3662. CVS EGL Hollywood Blvd FL, L.L.C.
- 3663. CVS EGL Hollywood FL, L.L.C.
- 3664. CVS EGL Hollywood Shreveport LA, Inc.
- 3665. CVS EGL Holzwarth TX, L.P.
- 3666. CVS EGL Horizon Rockwall TX, L.P.
- 3667. CVS EGL Houston 6 South TX, L.P.
- 3668. CVS EGL Houston North, L.P.
- 3669. CVS EGL Houston Street TX, L.P.
- 3670. CVS EGL Houston TX, L.P.
- 3671. CVS EGL Howard Tampa FL, L.L.C.
- 3672. CVS EGL Hudson FL, L.L.C.
- 3673. CVS EGL Huebner Road TX, L.P.
- 3674. CVS EGL Huebner San Antonio TX, L.P.
- 3675. CVS EGL Hunters Creek Orlando FL, L.L.C.
- 3676. CVS EGL Hwy 1 Donaldsonville LA, Inc.
- 3677. CVS EGL Hwy 1 Fort Pierce FL, L.L.C.
- 3678. CVS EGL Hwy 1 Lucie FL, L.L.C.
- 3679. CVS EGL Hwy 1 Palm Beach FL, L.L.C.



- |   |  |
|---|--|
| 3680. CVS EGL Hwy 1 Raceland LA, Inc.         | 3701. CVS EGL Hwy 281 San Antonio TX, L.P.     |
| 3681. CVS EGL Hwy 1 Rockledge FL, L.L.C.      | 3702. CVS EGL Hwy 377 Fort Worth TX, L.P.      |
| 3682. CVS EGL Hwy 1 Vero Beach FL, L.L.C.     | 3703. CVS EGL Hwy 40 Silver Springs FL, L.L.C. |
| 3683. CVS EGL Hwy 152 Mustang OK, Inc.        | 3704. CVS EGL Hwy 441 Alachua FL, L.L.C.       |
| 3684. CVS EGL Hwy 17 Casselberry FL, L.L.C.   | 3705. CVS EGL Hwy 441 Mount Dora FL, L.L.C.    |
| 3685. CVS EGL Hwy 171 Lake Charles LA, Inc.   | 3706. CVS EGL Hwy 49 Gulfport MS, Inc.         |
| 3686. CVS EGL Hwy 181 Floresville TX, L.P.    | 3707. CVS EGL Hwy 524 Cocoa FL, L.L.C.         |
| 3687. CVS EGL Hwy 19 Clearwater FL, L.L.C.    | 3708. CVS EGL Hwy 59 N Bowie TX, L.P.          |
| 3688. CVS EGL Hwy 19 Crystal River FL, L.L.C. | 3709. CVS EGL Hwy 6 North TX, L.P.             |
| 3689. CVS EGL Hwy 19 Eustis FL, L.L.C.        | 3710. CVS EGL Hwy 6 Sugar Land TX, L.P.        |
| 3690. CVS EGL Hwy 19 Meridian MS, Inc.        | 3711. CVS EGL Hwy 7 Lauderdale FL, L.L.C.      |
| 3691. CVS EGL Hwy 19 North FL, L.L.C.         | 3712. CVS EGL Hwy 70 Bradenton FL, L.L.C.      |
| 3692. CVS EGL Hwy 19 Port Richey FL, L.L.C.   | 3713. CVS EGL Hwy 84 Slaton TX, L.P.           |
| 3693. CVS EGL Hwy 190 Mandeville LA, Inc.     | 3714. CVS EGL Hwy 90 Milton FL, L.L.C.         |
| 3694. CVS EGL Hwy 20 Interlachen FL, L.L.C.   | 3715. CVS EGL Hwy 90 Morgan City LA, Inc.      |
| 3695. CVS EGL Hwy 20 Niceville FL, L.L.C.     | 3716. CVS EGL Hwy 92 Lakeland FL, L.L.C.       |
| 3696. CVS EGL Hwy 24 Independence MO, Inc.    | 3717. CVS EGL Hwy 98 Destin FL, L.L.C.         |
| 3697. CVS EGL Hwy 27 Haines City FL, L.L.C.   | 3718. CVS EGL Hwy 98 Lakeland FL, L.L.C.       |
| 3698. CVS EGL Hwy 27 Sebring FL, L.L.C.       | 3719. CVS EGL Hwy 98 Panama FL, L.L.C.         |
| 3699. CVS EGL Hwy 271 Gilmer TX, L.P.         | 3720. CVS EGL Hwy A1A Palm FL, L.L.C.          |
| 3700. CVS EGL Hwy 28 Pineville LA, Inc.       | 3721. CVS EGL Hwy Lake Placid FL, L.L.C.       |
|   | 3722. CVS EGL Hymeadow Austin TX, L.P.         |

- |  |  |
|--|--|
| 3723. CVS EGL Imperial Bonita FL, L.L.C.       | 3749. CVS EGL Jog Boynton Beach FL, L.L.C.           |
| 3724. CVS EGL Ina Tucson AZ, L.L.C.            | 3750. CVS EGL Jog Greenacres FL, L.L.C.              |
| 3725. CVS EGL Independence Plano TX, L.P.      | 3751. CVS EGL Jog Lake Worth FL, L.L.C.              |
| 3726. CVS EGL Independence Shawnee OK, Inc.    | 3752. CVS EGL John Young Orlando FL, L.L.C.          |
| 3727. CVS EGL Independence TX, L.P.            | 3753. CVS EGL Johnson Mission KS, Inc.               |
| 3728. CVS EGL Indian Scottsdale AZ, L.L.C.     | 3754. CVS EGL Johnston Lafayette LA, Inc.            |
| 3729. CVS EGL Indian Trace FL, L.L.C.          | 3755. CVS EGL Jones Houston TX, L.P.                 |
| 3730. CVS EGL Indiana Arvada CO CVS, L.L.C.    | 3756. CVS EGL Jones Maltsberger San Antonio TX, L.P. |
| 3731. CVS EGL Indiantown Jupiter FL, L.L.C.    | 3757. CVS EGL Jones Road TX, L.P.                    |
| 3732. CVS EGL International Drive FL, L.L.C.   | 3758. CVS EGL Juan Tabo NM, L.L.C.                   |
| 3733. CVS EGL International Mary FL, L.L.C.    | 3759. CVS EGL Juno Beach FL, L.L.C.                  |
| 3734. CVS EGL International Orlando FL, L.L.C. | 3760. CVS EGL Jupiter Plano TX, L.P.                 |
| 3735. CVS EGL Irlo Kissimmee FL, L.L.C.        | 3761. CVS EGL Kaliste Lafayette LA, Inc.             |
| 3736. CVS EGL Irving TX, L.P.                  | 3762. CVS EGL Kansas City KS, Inc.                   |
| 3737. CVS EGL Irvington Houston TX, L.P.       | 3763. CVS EGL Kathleen Road FL, L.L.C.               |
| 3738. CVS EGL Irvington Tucson AZ, L.L.C.      | 3764. CVS EGL Katy TX, L.P.                          |
| 3739. CVS EGL Ives Dairy Miami FL, L.L.C.      | 3765. CVS EGL Kaufman TX, L.P.                       |
| 3740. CVS EGL Jacksboro Fort Worth TX, L.P.    | 3766. CVS EGL Kenner LA, Inc.                        |
| 3741. CVS EGL Jacksboro Wichita Falls TX, L.P. | 3767. CVS EGL Keystone Heights FL, L.L.C.            |
| 3742. CVS EGL Jackson Alexandria LA, Inc.      | 3768. CVS EGL King Seguin TX, L.P.                   |
| 3743. CVS EGL Jackson MS, Inc.                 | 3769. CVS EGL Kings Pierce FL, L.L.C.                |
| 3744. CVS EGL Jacksonville FL, L.L.C.          | 3770. CVS EGL Kingsland TX, L.P.                     |
| 3745. CVS EGL Jasper FL, L.L.C.                | 3771. CVS EGL Kingwood Humble TX, L.P.               |
| 3746. CVS EGL Jefferson Baton Rouge LA, Inc.   | 3772. CVS EGL Kingwood TX, L.P.                      |
| 3747. CVS EGL Jensen Beach FL, L.L.C.          | 3773. CVS EGL Kipling Coal Mine CO CVS, L.L.C.       |
| 3748. CVS EGL Jester Austin TX, L.P.           | 3774. CVS EGL Kipling Littleton CO CVS, L.L.C.       |
|  | 3775. CVS EGL Kirby Houston TX, L.P.                 |
|  | 3776. CVS EGL Kirkman FL, L.L.C.                     |
|  | 3777. CVS EGL Kissimmee FL, L.L.C.                   |
|  | 3778. CVS EGL Kosciusko MS, Inc.                     |

- 3779. CVS EGL Kuykendahl TX, L.P.
- 3780. CVS EGL La Canada Oro AZ, L.L.C.
- 3781. CVS EGL Lafayette LA, Inc.
- 3782. CVS EGL Lake Austin TX, L.P.
- 3783. CVS EGL Lake Butler FL, L.L.C.
- 3784. CVS EGL Lake North Palm FL, L.L.C.
- 3785. CVS EGL Lake Pickett FL, L.L.C.
- 3786. CVS EGL Lake Taylor TX, L.P.
- 3787. CVS EGL Lake Underhill FL, L.L.C.
- 3788. CVS EGL Lake Weir Ocala FL, L.L.C.
- 3789. CVS EGL Lake Worth FL, L.L.C.
- 3790. CVS EGL Lake Worth Fort Worth TX, L.P.
- 3791. CVS EGL Lake Worth Road FL, L.L.C.
- 3792. CVS EGL Lakeland FL, L.L.C.
- 3793. CVS EGL Lakeland Highlands FL, L.L.C.
- 3794. CVS EGL Lakewood CO CVS, L.L.C.
- 3795. CVS EGL Lamar Paris TX, L.P.
- 3796. CVS EGL Land O Lakes FL, L.L.C.
- 3797. CVS EGL Lantana FL, L.L.C.
- 3798. CVS EGL Lantana Lake Worth FL, L.L.C.
- 3799. CVS EGL Lauderdale FL, L.L.C.
- 3800. CVS EGL Laurel MS, Inc.
- 3801. CVS EGL Lavon Garland TX, L.P.
- 3802. CVS EGL Lawton OK, Inc.
- 3803. CVS EGL Leavenworth KS, Inc.
- 3804. CVS EGL Lebanon Frisco TX, L.P.
- 3805. CVS EGL Lecanto Beverly FL, L.L.C.
- 3806. CVS EGL Lee Lawton OK, Inc.
- 3807. CVS EGL Lee Lehigh Acres FL, L.L.C.
- 3808. CVS EGL Lee Orlando FL, L.L.C.
- 3809. CVS EGL Lees Summit MO, Inc.
- 3810. CVS EGL Leesburg FL, L.L.C.
- 3811. CVS EGL Lemmon Dallas TX, L.P.
- 3812. CVS EGL Lenexa KS, Inc.
- 3813. CVS EGL Leopard TX, L.P.
- 3814. CVS EGL Lewis New Iberia LA, Inc.
- 3815. CVS EGL Lexington Missouri City TX, L.P.
- 3816. CVS EGL Lexington Sugar Land TX, L.P.
- 3817. CVS EGL Liberty MO, Inc.
- 3818. CVS EGL Lindsay Gilbert AZ, L.L.C.
- 3819. CVS EGL Linebaugh Tampa FL, L.L.C.
- 3820. CVS EGL Little Elm TX, L.P.
- 3821. CVS EGL Little Hudson FL, L.L.C.
- 3822. CVS EGL Lomans Ford TX, L.P.
- 3823. CVS EGL Long Beach MS, Inc.
- 3824. CVS EGL Long Point Houston TX, L.P.
- 3825. CVS EGL Longboat Key FL, L.L.C.
- 3826. CVS EGL Longmont CO CVS, L.L.C.
- 3827. CVS EGL Longwood FL, L.L.C.
- 3828. CVS EGL Loop Alvin TX, L.P.
- 3829. CVS EGL Losoya San Antonio TX, L.P.
- 3830. CVS EGL Louetta Houston TX, L.P.
- 3831. CVS EGL Louetta Spring TX, L.P.
- 3832. CVS EGL Louisiana Properties, Inc.
- 3833. CVS EGL Lovers Lane TX, L.P.
- 3834. CVS EGL Lowell Boulevard CO CVS, L.L.C.
- 3835. CVS EGL Lubbock Lamesa TX, L.P.
- 3836. CVS EGL Lubbock TX, L.P.
- 3837. CVS EGL Lumsden Brandon, L.L.C.
- 3838. CVS EGL Lumsden Road FL, L.L.C.

- 3839. CVS EGL Mabank TX, L.P.
- 3840. CVS EGL Macarthur OK, Inc.
- 3841. CVS EGL Macclenney FL, L.L.C.
- 3842. CVS EGL Macdill Tampa FL, L.L.C.
- 3843. CVS EGL Madison Tampa FL, L.L.C.
- 3844. CVS EGL Magee MS, Inc.
- 3845. CVS EGL Magnolia FL, L.L.C.
- 3846. CVS EGL Main Apopka FL, L.L.C.
- 3847. CVS EGL Main Avon Park FL, L.L.C.
- 3848. CVS EGL Main Baker LA, Inc.
- 3849. CVS EGL Main Bushnell FL, L.L.C.
- 3850. CVS EGL Main Dallas TX, L.P.
- 3851. CVS EGL Main FL, L.L.C.
- 3852. CVS EGL Main Franklin LA, Inc.
- 3853. CVS EGL Main Gainesville FL, L.L.C.
- 3854. CVS EGL Main Galliano LA, Inc.
- 3855. CVS EGL Main Inverness FL, L.L.C.
- 3856. CVS EGL Main Kansas City MO, Inc.
- 3857. CVS EGL Main Kerrville TX, L.P.
- 3858. CVS EGL Main Lewisville TX, L.P.
- 3859. CVS EGL Main Liberty TX, L.P.
- 3860. CVS EGL Main Martinville LA, Inc.
- 3861. CVS EGL Main Mesa AZ, L.L.C.
- 3862. CVS EGL Main Norman OK, Inc.
- 3863. CVS EGL Main Opelousas LA, Inc.
- 3864. CVS EGL Main Street TX, L.P.
- 3865. CVS EGL Main The Colony TX, L.P.
- 3866. CVS EGL Main Wildwood FL, L.L.C.
- 3867. CVS EGL Main Windsor CO CVS, L.L.C.
- 3868. CVS EGL Main Winnfield LA, Inc.
- 3869. CVS EGL Malabar Palm Bay FL, L.L.C.
- 3870. CVS EGL Manatee Beach FL, L.L.C.
- 3871. CVS EGL Manatee Bradenton FL, L.L.C.
- 3872. CVS EGL Mandalay Ave FL, L.L.C.
- 3873. CVS EGL Mansfield Fort Worth TX, L.P.
- 3874. CVS EGL Mansfield Shreveport LA, Inc.
- 3875. CVS EGL Mansfield TX, L.P.
- 3876. CVS EGL Maplewood Sulphur LA, Inc.
- 3877. CVS EGL Marco Island FL, L.L.C.
- 3878. CVS EGL Margate FL, L.L.C.
- 3879. CVS EGL Margate Pompano FL, L.L.C.
- 3880. CVS EGL Marianna FL, L.L.C.
- 3881. CVS EGL Maricamp Ocala FL, L.L.C.
- 3882. CVS EGL Market Street TX, L.P.
- 3883. CVS EGL Market Stuart FL, L.L.C.
- 3884. CVS EGL Marsh Lane TX, L.P.
- 3885. CVS EGL Marshall Howard TX, L.P.
- 3886. CVS EGL Martin Downs FL, L.L.C.
- 3887. CVS EGL Martin Greenville MS, Inc.
- 3888. CVS EGL Martin Luther King OK, Inc.
- 3889. CVS EGL Marty Street KS, Inc.
- 3890. CVS EGL Mary Esther FL, L.L.C.
- 3891. CVS EGL Mason Cypress TX, L.P.
- 3892. CVS EGL Mass Port Richey FL, L.L.C.
- 3893. CVS EGL Matlock Arlington TX, L.P.
- 3894. CVS EGL May Oklahoma, Inc.
- 3895. CVS EGL McCall Englewood FL, L.L.C.

- 3896. CVS EGL McCart Fort Worth TX, L.P.
- 3897. CVS EGL McComb MS, Inc.
- 3898. CVS EGL McDermott Plano TX, L.P.
- 3899. CVS EGL McDowell Mesa AZ, L.L.C.
- 3900. CVS EGL McKellips Mesa AZ, L.L.C.
- 3901. CVS EGL McMullen Booth FL, L.L.C.
- 3902. CVS EGL Meadowbrook Fort TX, L.P.
- 3903. CVS EGL Medical San Antonio TX, L.P.
- 3904. CVS EGL Meeting Place FL, L.L.C.
- 3905. CVS EGL Memorial Drive TX, L.P.
- 3906. CVS EGL Memorial Lakeland FL, L.L.C.
- 3907. CVS EGL Menaul Eubank NM, L.L.C.
- 3908. CVS EGL Merritt Island FL, L.L.C.
- 3909. CVS EGL Mesa AZ, L.L.C.
- 3910. CVS EGL Mesa Houston TX, L.P.
- 3911. CVS EGL Mesquite TX, L.P.
- 3912. CVS EGL Metairie Road LA, Inc.
- 3913. CVS EGL Metcalf KS, Inc.
- 3914. CVS EGL Meyer Street TX, L.P.
- 3915. CVS EGL Miami 56th FL, L.L.C.
- 3916. CVS EGL Miami Beach FL, L.L.C.
- 3917. CVS EGL Miami Dix FL, L.L.C.
- 3918. CVS EGL Miami FL, L.L.C.
- 3919. CVS EGL Military Delray FL, L.L.C.
- 3920. CVS EGL Military Flores TX, L.P.
- 3921. CVS EGL Military Palm Beach FL, L.L.C.
- 3922. CVS EGL Military Pineville LA, Inc.
- 3923. CVS EGL Military Trail Jupiter FL, L.L.C.
- 3924. CVS EGL Military West Palm Beach FL, L.L.C.
- 3925. CVS EGL Mills Miami FL, L.L.C.
- 3926. CVS EGL Milwaukee TX, L.P.
- 3927. CVS EGL Minden LA, Inc.
- 3928. CVS EGL Miramar Dykes FL, L.L.C.
- 3929. CVS EGL Miramar FL, L.L.C.
- 3930. CVS EGL Miramar Hollywood FL, L.L.C.
- 3931. CVS EGL Miramar Indialantic FL, L.L.C.
- 3932. CVS EGL Miramar Parkway FL, L.L.C.
- 3933. CVS EGL Miromar Estero FL, L.L.C.
- 3934. CVS EGL Mississippi Aurora CO CVS, L.L.C.
- 3935. CVS EGL Mississippi Properties, Inc.
- 3936. CVS EGL Missouri Ave FL, L.L.C.
- 3937. CVS EGL Missouri Properties, Inc.
- 3938. CVS EGL Mizner Boca FL, L.L.C.
- 3939. CVS EGL Mobile Highway FL, L.L.C.
- 3940. CVS EGL Mobile Pensacola FL, L.L.C.
- 3941. CVS EGL Monroe Tallahassee FL, L.L.C.
- 3942. CVS EGL Montgomery FL, L.L.C.
- 3943. CVS EGL Montgomery NM, L.L.C.
- 3944. CVS EGL Monument Saint Joe FL, L.L.C.
- 3945. CVS EGL Moore OK, Inc.
- 3946. CVS EGL Moreau Marksville LA, Inc.
- 3947. CVS EGL Moss Lafayette LA, Inc.
- 3948. CVS EGL Municipal Drive FL, L.L.C.
- 3949. CVS EGL Mur Len Olathe KS, Inc.
- 3950. CVS EGL Murphy TX, L.P.
- 3951. CVS EGL N 18th Waco TX, L.P.

3952. CVS EGL N Beach Fort Worth TX, L.P.
3953. CVS EGL N Bluegrove Lancaster TX, L.P.
3954. CVS EGL N Carrier Grand Prairie TX, L.P.
3955. CVS EGL N Central Dallas TX, L.P.
3956. CVS EGL N Denton Tap Coppell TX, L.P.
3957. CVS EGL N Frazier Conroe TX, L.P.
3958. CVS EGL N Galloway Mesquite TX, L.P.
3959. CVS EGL N Greer Pittsburg TX, L.P.
3960. CVS EGL N I 35 Denton TX, L.P.
3961. CVS EGL N Industrial Bedford TX, L.P.
3962. CVS EGL N Josey Carrollton TX, L.P.
3963. CVS EGL N Judge Ely Abilene TX, L.P.
3964. CVS EGL N Lamar Austin TX, L.P.
3965. CVS EGL N Macarthur Irving TX, L.P.
3966. CVS EGL N Main Pearland TX, L.P.
3967. CVS EGL N Main Vidor TX, L.P.
3968. CVS EGL N Mccoy New Boston TX, L.P.
3969. CVS EGL N Nacogdoches TX, L.P.
3970. CVS EGL N New Waco TX, L.P.
3971. CVS EGL N Richmond Wharton TX, L.P.
3972. CVS EGL N Saint Marys Beeville TX, L.P.
3973. CVS EGL N Story Irving TX, L.P.
3974. CVS EGL N Tarrant N Richland Hills TX, L.P.
3975. CVS EGL N Walnut Creek Mansfield TX, L.P.
3976. CVS EGL N Willis Abilene TX, L.P.
3977. CVS EGL Nacogdoches San Antonio TX, L.P.
3978. CVS EGL Nall Avenue KS, Inc.
3979. CVS EGL Naples FL, L.L.C.
3980. CVS EGL Narcoosee Road FL, L.L.C.
3981. CVS EGL Nasa Houston TX, L.P.
3982. CVS EGL Natchez MS, Inc.
3983. CVS EGL Navarre FL, L.L.C.
3984. CVS EGL Nebraska Tampa FL, L.L.C.
3985. CVS EGL Nederland TX, L.P.
3986. CVS EGL New Boston Texarkana TX, L.P.
3987. CVS EGL New Braunfels TX, L.P.
3988. CVS EGL New Cedar TX, L.P.
3989. CVS EGL New Orleans LA, Inc.
3990. CVS EGL New Tampa FL, L.L.C.
3991. CVS EGL New Territory Sugar Land TX, L.P.
3992. CVS EGL Newberry Road FL, L.L.C.
3993. CVS EGL Newhaven FL, L.L.C.
3994. CVS EGL Niceville FL, L.L.C.
3995. CVS EGL Nine Mile FL, L.L.C.
3996. CVS EGL Ninth Galveston TX, L.P.
3997. CVS EGL Noble Williston FL, L.L.C.
3998. CVS EGL Nogalitos TX, L.P.
3999. CVS EGL Nomans FL, L.L.C.
4000. CVS EGL Norman OK, Inc.
4001. CVS EGL Normandy FL, L.L.C.
4002. CVS EGL Normandy Jacksonville FL, L.L.C.
4003. CVS EGL North 16th AZ, L.L.C.
4004. CVS EGL North 16th Street TX, L.P.
4005. CVS EGL North Belton MO, Inc.
4006. CVS EGL North Braunfels TX, L.P.

- |   |   |
|---|---|
| 4007. CVS EGL North Cleveland FL, L.L.C.      | 4034. CVS EGL Nova Daytona Beach FL, L.L.C.     |
| 4008. CVS EGL North Congress FL, L.L.C.       | 4035. CVS EGL Nova Ormond Beach FL, L.L.C.      |
| 4009. CVS EGL North Dale Tampa FL, L.L.C.     | 4036. CVS EGL NW Loop 436 Carthage TX, L.P.     |
| 4010. CVS EGL North Davis MS, Inc.            | 4037. CVS EGL Oak Kansas City MO, Inc.          |
| 4011. CVS EGL North Federal FL, L.L.C.        | 4038. CVS EGL Oak Lawn Dallas TX, L.P.          |
| 4012. CVS EGL North Florida FL, L.L.C.        | 4039. CVS EGL Oak Traffic Kansas City MO, Inc.  |
| 4013. CVS EGL North Freeway TX, L.P.          | 4040. CVS EGL Oakhurst Seminole FL, L.L.C.      |
| 4014. CVS EGL North Highland FL, L.L.C.       | 4041. CVS EGL Oakland Lauderdale FL, L.L.C.     |
| 4015. CVS EGL North Homestead FL, L.L.C.      | 4042. CVS EGL Oakland Park Boulevard FL, L.L.C. |
| 4016. CVS EGL North Josey Lane TX, L.P.       | 4043. CVS EGL Oakland Park West FL, L.L.C.      |
| 4017. CVS EGL North Lauderdale FL, L.L.C.     | 4044. CVS EGL Ocala Southwest FL, L.L.C.        |
| 4018. CVS EGL North Market LA, Inc.           | 4045. CVS EGL Ocean Springs MS, Inc.            |
| 4019. CVS EGL North May OK, Inc.              | 4046. CVS EGL Ocoee FL, L.L.C.                  |
| 4020. CVS EGL North Miami Beach FL, L.L.C.    | 4047. CVS EGL Ohio Live Oak FL, L.L.C.          |
| 4021. CVS EGL North Military Trail FL, L.L.C. | 4048. CVS EGL Ohio Lynn Haven FL, L.L.C.        |
| 4022. CVS EGL North Nova FL, L.L.C.           | 4049. CVS EGL Okeechobee Boulevard FL, L.L.C.   |
| 4023. CVS EGL North Ocean FL, L.L.C.          | 4050. CVS EGL Okeechobee West Palm FL, L.L.C.   |
| 4024. CVS EGL North Pensacola FL, L.L.C.      | 4051. CVS EGL Oklahoma City 44 Southwest, Inc.  |
| 4025. CVS EGL North Rockwell OK, Inc.         | 4052. CVS EGL Oklahoma Properties, Inc.         |
| 4026. CVS EGL North Santa Fe OK, Inc.         | 4053. CVS EGL Olathe KS, Inc.                   |
| 4027. CVS EGL North Vero FL, L.L.C.           | 4054. CVS EGL Old Cutler Miami FL, L.L.C.       |
| 4028. CVS EGL North Wickham Road FL, L.L.C.   | 4055. CVS EGL Old Quincy Tallahassee FL, L.L.C. |
| 4029. CVS EGL Northeast Ocean FL, L.L.C.      | 4056. CVS EGL Old Westeimer TX, L.P.            |
| 4030. CVS EGL Northern Glendale AZ, L.L.C.    | 4057. CVS EGL Opa Locka FL, L.L.C.              |
| 4031. CVS EGL Northpark Humble TX, L.P.       |   |
| 4032. CVS EGL Northwest Freeway TX, L.P.      |   |
| 4033. CVS EGL Northwest Houston TX, L.P.      |   |

- 4058. CVS EGL Orange Blossom Orlando FL, L.L.C.
- 4059. CVS EGL Orange Blossom Trail FL, L.L.C.
- 4060. CVS EGL Orange Kissimmee FL, L.L.C.
- 4061. CVS EGL Orange Orlando FL, L.L.C.
- 4062. CVS EGL Orange Park FL, L.L.C.
- 4063. CVS EGL Orange TX, L.P.
- 4064. CVS EGL Orlando Sanford FL, L.L.C.
- 4065. CVS EGL Orlando Winter Park FL, L.L.C.
- 4066. CVS EGL Oro Valley AZ, L.L.C.
- 4067. CVS EGL Osceola Kissimmee FL, L.L.C.
- 4068. CVS EGL Oslo Vero FL, L.L.C.
- 4069. CVS EGL Osprey FL, L.L.C.
- 4070. CVS EGL Osuna Road NM, L.L.C.
- 4071. CVS EGL Overland Park KS, Inc.
- 4072. CVS EGL Overseas Big Pine Key FL, L.L.C.
- 4073. CVS EGL Overseas Islamorada FL, L.L.C.
- 4074. CVS EGL Overseas Key Largo FL, L.L.C.
- 4075. CVS EGL Overseas Marathon FL, L.L.C.
- 4076. CVS EGL Overseas Tavernier FL, L.L.C.
- 4077. CVS EGL Oviedo FL, L.L.C.
- 4078. CVS EGL Oxford FL, L.L.C.
- 4079. CVS EGL Oyster Creek Lake Jackson TX, L.P.
- 4080. CVS EGL Palafox Pensacola FL, L.L.C.
- 4081. CVS EGL Palatka FL, L.L.C.
- 4082. CVS EGL Palm 19th North FL, L.L.C.
- 4083. CVS EGL Palm Avenue FL, L.L.C.
- 4084. CVS EGL Palm Bay FL, L.L.C.
- 4085. CVS EGL Palm Beach Boulevard FL, L.L.C.
- 4086. CVS EGL Palm Beach Fort Myers FL, L.L.C.
- 4087. CVS EGL Palm Coast FL, L.L.C.
- 4088. CVS EGL Palm Ridge Sanibel FL, L.L.C.
- 4089. CVS EGL Panama City FL, L.L.C.
- 4090. CVS EGL Panther Creek TX, L.P.
- 4091. CVS EGL Park Houma LA, Inc.
- 4092. CVS EGL Parker Centennial CO CVS, L.L.C.
- 4093. CVS EGL Parker Denver CO CVS, L.L.C.
- 4094. CVS EGL Parkway Spring TX, L.P.
- 4095. CVS EGL Parkwood TX, L.P.
- 4096. CVS EGL Parmer Cedar TX, L.P.
- 4097. CVS EGL Parmer Harris TX, L.P.
- 4098. CVS EGL Parrott Okeechobee FL, L.L.C.
- 4099. CVS EGL Pascagoula MS, Inc.
- 4100. CVS EGL Paseo Del Norte NM, L.L.C.
- 4101. CVS EGL Pat Booker Universal City TX, L.P.
- 4102. CVS EGL Paul Maillard Luling LA, Inc.
- 4103. CVS EGL Pearl Boulder CO CVS, L.L.C.
- 4104. CVS EGL Pearl MS, Inc.
- 4105. CVS EGL Perdido Pensacola FL, L.L.C.
- 4106. CVS EGL Perkins Baton Rouge LA, Inc.
- 4107. CVS EGL Pflugerville TX, L.P.
- 4108. CVS EGL PGA Boulevard FL, L.L.C.
- 4109. CVS EGL Phenix City AL, Inc.
- 4110. CVS EGL Phoenix McDowell AZ, L.L.C.
- 4111. CVS EGL Picayune MS, Inc.
- 4112. CVS EGL Pine Island FL, L.L.C.
- 4113. CVS EGL Pine Naples FL, L.L.C.



- 4114. CVS EGL Pine Ocala FL, L.L.C.
- 4115. CVS EGL Pinellas Park FL, L.L.C.
- 4116. CVS EGL Pines Boulevard FL, L.L.C.
- 4117. CVS EGL Pines Hollywood FL, L.L.C.
- 4118. CVS EGL Pines Shreveport LA, Inc.
- 4119. CVS EGL Pinhook Lafayette LA, Inc.
- 4120. CVS EGL Pioneer Arlington TX, L.P.
- 4121. CVS EGL Pipers Glen FL, L.L.C.
- 4122. CVS EGL Plank Baton Rouge LA, Inc.
- 4123. CVS EGL Plant City FL, L.L.C.
- 4124. CVS EGL Platte City MO, Inc.
- 4125. CVS EGL Plaza Tampa FL, L.L.C.
- 4126. CVS EGL Pleasant Valley Garland TX, L.P.
- 4127. CVS EGL Poinciana Destin FL, L.L.C.
- 4128. CVS EGL Pointe Fort Myers FL, L.L.C.
- 4129. CVS EGL Polk Houston TX, L.P.
- 4130. CVS EGL Pompano Beach FL, L.L.C.
- 4131. CVS EGL Ponchatoula LA, Inc.
- 4132. CVS EGL Pontchartrain Slidell LA, Inc.
- 4133. CVS EGL Port Arthur TX, L.P.
- 4134. CVS EGL Port Lavaca TX, L.P.
- 4135. CVS EGL Port Neches TX, L.P.
- 4136. CVS EGL Port Richey FL, L.L.C.
- 4137. CVS EGL Port Saint Lucie FL, L.L.C.
- 4138. CVS EGL Port Southwest FL, L.L.C.
- 4139. CVS EGL Porter TX, L.P.
- 4140. CVS EGL Post Oak TX, L.P.
- 4141. CVS EGL Potranco San Antonio TX, L.P.
- 4142. CVS EGL Power German AZ, L.L.C.
- 4143. CVS EGL Powers Stetson CO CVS, L.L.C.
- 4144. CVS EGL Prairie Village KS, Inc.
- 4145. CVS EGL Precinct Hurst TX, L.P.
- 4146. CVS EGL Preston Forrest TX, L.P.
- 4147. CVS EGL Preston Frisco TX, L.P.
- 4148. CVS EGL Preston Road TX, L.P.
- 4149. CVS EGL Prima Vista FL, L.L.C.
- 4150. CVS EGL Providence Deltona FL, L.L.C.
- 4151. CVS EGL Prytanian New Orleans LA, Inc.
- 4152. CVS EGL Public Lafayette CO CVS, L.L.C.
- 4153. CVS EGL Quail Roost Miami FL, L.L.C.
- 4154. CVS EGL Quebec Denver CO CVS, L.L.C.
- 4155. CVS EGL Queenston TX, L.P.
- 4156. CVS EGL Quincy Avenue MO, Inc.
- 4157. CVS EGL Quincy FL, L.L.C.
- 4158. CVS EGL Quincy Tallahassee FL, L.L.C.
- 4159. CVS EGL Racetrack Walton FL, L.L.C.
- 4160. CVS EGL Rattlesnake Hammock FL, L.L.C.
- 4161. CVS EGL Rattlesnake Naples FL, L.L.C.
- 4162. CVS EGL Ray McQueen AZ, L.L.C.
- 4163. CVS EGL Rayford Spring TX, L.P.
- 4164. CVS EGL Red Bluff Pasadena TX, L.P.
- 4165. CVS EGL Red Bug FL, L.L.C.
- 4166. CVS EGL Red Bug Oviedo FL, L.L.C.
- 4167. CVS EGL Reno Mustang OK, Inc.
- 4168. CVS EGL Research TX, L.P.
- 4169. CVS EGL Richardson Henderson TX, L.P.

4170. CVS EGL Richey FL, L.L.C.
4171. CVS EGL Richland MS, Inc.
4172. CVS EGL Richmond Hill FL, L.L.C.
4173. CVS EGL Ridge New Port Richey FL, L.L.C.
4174. CVS EGL Ridgewood Beach FL, L.L.C.
4175. CVS EGL Ridgewood Edgewater FL, L.L.C.
4176. CVS EGL Riggs Chandler AZ, L.L.C.
4177. CVS EGL River Oaks Fort Worth TX, L.P.
4178. CVS EGL Riverview FL, L.L.C.
4179. CVS EGL Robertsdale AL, Inc.
4180. CVS EGL Robinson Norman OK, Inc.
4181. CVS EGL Robstown TX, L.P.
4182. CVS EGL Rock Prairie College Station TX, L.P.
4183. CVS EGL Rockwall TX, L.P.
4184. CVS EGL Rockwell Oklahoma City OK, Inc.
4185. CVS EGL Rogero Jacksonville FL, L.L.C.
4186. CVS EGL Roosevelt FL, L.L.C.
4187. CVS EGL Roosevelt Key West FL, L.L.C.
4188. CVS EGL Rosemont Goodyear AZ, L.L.C.
4189. CVS EGL Rosenberg TX, L.P.
4190. CVS EGL Ross Dallas TX, L.P.
4191. CVS EGL Round Rock TX, L.P.
4192. CVS EGL Rowlett TX, L.P.
4193. CVS EGL Royal Palm Beach FL, L.L.C.
4194. CVS EGL Rufe Snow Keller TX, L.P.
4195. CVS EGL Sadler Fernandina Beach FL, L.L.C.
4196. CVS EGL Saginaw TX, L.P.
4197. CVS EGL Saint Andrews Boca Raton FL, L.L.C.
4198. CVS EGL Saint Augustine FL, L.L.C.
4199. CVS EGL Saint James FL, L.L.C.
4200. CVS EGL Sam Houston LA, Inc.
4201. CVS EGL Sample Pompano Beach FL, L.L.C.
4202. CVS EGL Samuell Dallas TX, L.P.
4203. CVS EGL San Bernardino NM, L.L.C.
4204. CVS EGL San Carlos FL, L.L.C.
4205. CVS EGL San Jose FL, L.L.C.
4206. CVS EGL San Marcos TX, L.P.
4207. CVS EGL San Pedro Avenue TX, L.P.
4208. CVS EGL Sandalfoot Boca Raton FL, L.L.C.
4209. CVS EGL Sandlake Orlando FL, L.L.C.
4210. CVS EGL Sanford FL, L.L.C.
4211. CVS EGL Santa Barbara Cape Coral FL, L.L.C.
4212. CVS EGL Santa Edmond OK, Inc.
4213. CVS EGL Santa Fe OK, Inc.
4214. CVS EGL Sarafruit FL, L.L.C.
4215. CVS EGL Sarasota FL, L.L.C.
4216. CVS EGL Satellite Beach FL, L.L.C.
4217. CVS EGL Sawgrass Ponte Vedra FL, L.L.C.
4218. CVS EGL Scarsdale Houston TX, L.P.
4219. CVS EGL Schillinger Mobile AL, Inc.
4220. CVS EGL Scott Street TX, L.P.
4221. CVS EGL Scottsdale AZ, L.L.C.
4222. CVS EGL Scottsdale Paradise AZ, L.L.C.
4223. CVS EGL Seagoville TX, L.P.
4224. CVS EGL Sebastian FL, L.L.C.
4225. CVS EGL Sebring FL, L.L.C.

- |  |   |
|--|---|
| 4226. CVS EGL Security CO CVS, L.L.C.        | 4254. CVS EGL South Boynton FL, L.L.C.        |
| 4227. CVS EGL Seffner FL, L.L.C.             | 4255. CVS EGL South Bryant OK, Inc.           |
| 4228. CVS EGL Seminole Largo FL, L.L.C.      | 4256. CVS EGL South Cleveland FL, L.L.C.      |
| 4229. CVS EGL Semmes AL, Inc.                | 4257. CVS EGL South Congress FL, L.L.C.       |
| 4230. CVS EGL Semoran Winter Park FL, L.L.C. | 4258. CVS EGL South Conway FL, L.L.C.         |
| 4231. CVS EGL Seven Springs FL, L.L.C.       | 4259. CVS EGL South Deerfield FL, L.L.C.      |
| 4232. CVS EGL Severn Metairie LA, Inc.       | 4260. CVS EGL South Dixie FL, L.L.C.          |
| 4233. CVS EGL Shartel Oklahoma, Inc.         | 4261. CVS EGL South East 44th OK, Inc.        |
| 4234. CVS EGL Shaver Pasadena TX, L.P.       | 4262. CVS EGL South Fort Worth TX, L.P.       |
| 4235. CVS EGL Shawnee KS, Inc.               | 4263. CVS EGL South Hampton TX, L.P.          |
| 4236. CVS EGL Shea Phoenix AZ, L.L.C.        | 4264. CVS EGL South Hiawassee FL, L.L.C.      |
| 4237. CVS EGL Sheldon Channelview TX, L.P.   | 4265. CVS EGL South Jefferson TX, L.P.        |
| 4238. CVS EGL Sheridan Hollywood FL, L.L.C.  | 4266. CVS EGL South Main Houston TX, L.P.     |
| 4239. CVS EGL Sheridan Pembroke FL, L.L.C.   | 4267. CVS EGL South Mason Katy TX, L.P.       |
| 4240. CVS EGL Sherwood Forest LA, Inc.       | 4268. CVS EGL South Miami FL, L.L.C.          |
| 4241. CVS EGL Shreveport LA, Inc.            | 4269. CVS EGL South Military FL, L.L.C.       |
| 4242. CVS EGL Silsbee TX, L.P.               | 4270. CVS EGL South Monroe FL, L.L.C.         |
| 4243. CVS EGL Silver Springs FL, L.L.C.      | 4271. CVS EGL South Orange Orlando FL, L.L.C. |
| 4244. CVS EGL Silver Star Orlando FL, L.L.C. | 4272. CVS EGL South Ridgewood FL, L.L.C.      |
| 4245. CVS EGL Simon Franklin LA, Inc.        | 4273. CVS EGL South Staples TX, L.P.          |
| 4246. CVS EGL Skillman TX, L.P.              | 4274. CVS EGL South Storey TX, L.P.           |
| 4247. CVS EGL Skyline Tucson AZ, L.L.C.      | 4275. CVS EGL South Volusia FL, L.L.C.        |
| 4248. CVS EGL Snider Plaza TX, L.P.          | 4276. CVS EGL South Washington TX, L.P.       |
| 4249. CVS EGL Snow Mid Cities TX, L.P.       | 4277. CVS EGL South Woodland FL, L.L.C.       |
| 4250. CVS EGL Socrum Loop FL, L.L.C.         | 4278. CVS EGL Southeast Maricamp FL, L.L.C.   |
| 4251. CVS EGL South 270 League City TX, L.P. |   |
| 4252. CVS EGL South 78 Wylie TX, L.P.        |   |
| 4253. CVS EGL South Alameda TX, L.P.         |   |

- |   |   |
|---|---|
| 4279. CVS EGL Southern Boulevard FL, L.L.C.     | 4304. CVS EGL State Callahan FL, L.L.C.       |
| 4280. CVS EGL Southern Mesa AZ, L.L.C.          | 4305. CVS EGL State Clearwater FL, L.L.C.     |
| 4281. CVS EGL Southern, L.L.C.                  | 4306. CVS EGL State Hollywood FL, L.L.C.      |
| 4282. CVS EGL Southside Jacksonville FL, L.L.C. | 4307. CVS EGL State Jackson MS, Inc.          |
| 4283. CVS EGL Southwest 88th FL, L.L.C.         | 4308. CVS EGL State Lauderdale FL, L.L.C.     |
| 4284. CVS EGL Southwest FL, L.L.C.              | 4309. CVS EGL State Line Kansas City MO, Inc. |
| 4285. CVS EGL Southwest Sugar Land TX, L.P.     | 4310. CVS EGL State Line Road MO, Inc.        |
| 4286. CVS EGL Southwest Wichita Falls TX, L.P.  | 4311. CVS EGL State Longwood FL, L.L.C.       |
| 4287. CVS EGL Speedway Tucson AZ, L.L.C.        | 4312. CVS EGL State Road 7 FL, L.L.C.         |
| 4288. CVS EGL Spencer Highway TX, L.P.          | 4313. CVS EGL State Valrico FL, L.L.C.        |
| 4289. CVS EGL Spencer Pasadena TX, L.P.         | 4314. CVS EGL Sterlington Monroe LA, Inc.     |
| 4290. CVS EGL Spirit Lake FL, L.L.C.            | 4315. CVS EGL Stewart Azle TX, L.P.           |
| 4291. CVS EGL Spring Champion TX, L.P.          | 4316. CVS EGL Stirling Lauderdale FL, L.L.C.  |
| 4292. CVS EGL Spring FL, L.L.C.                 | 4317. CVS EGL Stock Island FL, L.L.C.         |
| 4293. CVS EGL Spring Hill AL, Inc.              | 4318. CVS EGL Stone Kilgore TX, L.P.          |
| 4294. CVS EGL Spring Hill Drive FL, L.L.C.      | 4319. CVS EGL Strand Naples FL, L.L.C.        |
| 4295. CVS EGL Spring Hill FL, L.L.C.            | 4320. CVS EGL Stribling Brandon MS, Inc.      |
| 4296. CVS EGL SR 13 Jacksonville FL, L.L.C.     | 4321. CVS EGL Stuart FL, L.L.C.               |
| 4297. CVS EGL St. Cloud FL, L.L.C.              | 4322. CVS EGL Sulphur Springs TX, L.P.        |
| 4298. CVS EGL St. Pete Sarasota FL, L.L.C.      | 4323. CVS EGL Summerlin FL, L.L.C.            |
| 4299. CVS EGL Stapley Mesa AZ, L.L.C.           | 4324. CVS EGL Sun City FL, L.L.C.             |
| 4300. CVS EGL Staring Baton Rouge LA, Inc.      | 4325. CVS EGL Suncoast FL, L.L.C.             |
| 4301. CVS EGL Starkey Seminole FL, L.L.C.       | 4326. CVS EGL Suncrest Jackson MS, Inc.       |
| 4302. CVS EGL State Altamonte FL, L.L.C.        | 4327. CVS EGL Sunrise Commercial FL, L.L.C.   |
| 4303. CVS EGL State Augustine FL, L.L.C.        | 4328. CVS EGL Sunrise Lauderdale FL, L.L.C.   |
|   | 4329. CVS EGL Sunset Drive FL, L.L.C.         |
|   | 4330. CVS EGL Sunset Miami FL, L.L.C.         |
|   | 4331. CVS EGL SW Green Arlington TX, L.P.     |

- 4332. CVS EGL SW Wilshire Burleson TX, L.P.
- 4333. CVS EGL Sycamore School TX, L.P.
- 4334. CVS EGL Taft Street FL, L.L.C.
- 4335. CVS EGL Tamiami Bonita Springs FL, L.L.C.
- 4336. CVS EGL Tamiami Fort Myers FL, L.L.C.
- 4337. CVS EGL Tamiami Naples FL, L.L.C.
- 4338. CVS EGL Tamiami Nokomis FL, L.L.C.
- 4339. CVS EGL Tamiami North Port FL, L.L.C.
- 4340. CVS EGL Tamiami Port Charlotte FL, L.L.C.
- 4341. CVS EGL Tamiami Punta Gorda FL, L.L.C.
- 4342. CVS EGL Tamiami Sarasota FL, L.L.C.
- 4343. CVS EGL Tamiami Venice FL, L.L.C.
- 4344. CVS EGL Tampa Jenkins FL, L.L.C.
- 4345. CVS EGL Tampa Oldsmar FL, L.L.C.
- 4346. CVS EGL Tampa St. Pete FL, L.L.C.
- 4347. CVS EGL Tarpon Springs FL, L.L.C.
- 4348. CVS EGL Tarrant Beach TX, L.P.
- 4349. CVS EGL Tate Cove Ville Platte LA, Inc.
- 4350. CVS EGL Tatum Phoenix AZ, L.L.C.
- 4351. CVS EGL Teel Frisco TX, L.P.
- 4352. CVS EGL Telephone HoustonTX, L.P.
- 4353. CVS EGL Temple Starke FL, L.L.C.
- 4354. CVS EGL Tenaha Center TX, L.P.
- 4355. CVS EGL Tennessee FL, L.L.C.
- 4356. CVS EGL Tequesta FL, L.L.C.
- 4357. CVS EGL Texas Alice TX, L.P.
- 4358. CVS EGL Texas College Station TX, L.P.
- 4359. CVS EGL Texas Properties, Inc.
- 4360. CVS EGL Texoma Sherman TX, L.P.
- 4361. CVS EGL Thomasville FL, L.L.C.
- 4362. CVS EGL Thomasville Road FL, L.L.C.
- 4363. CVS EGL Thomasville Tallahassee FL, L.L.C.
- 4364. CVS EGL Thompson Nursery FL, L.L.C.
- 4365. CVS EGL Thompson Peak AZ, L.L.C.
- 4366. CVS EGL Thornton CO CVS, L.L.C.
- 4367. CVS EGL Thornton Temple TX, L.P.
- 4368. CVS EGL Thunderbird Peoria AZ, L.L.C.
- 4369. CVS EGL Thunderbird Sun City AZ, L.L.C.
- 4370. CVS EGL Tidwell Houston TX, L.P.
- 4371. CVS EGL Timberline Collins CO CVS, L.L.C.
- 4372. CVS EGL Tomball TX, L.P.
- 4373. CVS EGL Tower Denver CO CVS, L.L.C.
- 4374. CVS EGL Town FL, L.L.C.
- 4375. CVS EGL Trade Canton TX, L.P.
- 4376. CVS EGL Trail Fort Myers FL, L.L.C.
- 4377. CVS EGL Trail Lake TX, L.P.
- 4378. CVS EGL Trail Naples FL, L.L.C.
- 4379. CVS EGL Truman Key West FL, L.L.C.
- 4380. CVS EGL Tulip FL, L.L.C.
- 4381. CVS EGL Tuttle Sarasota FL, L.L.C.

- 4382. CVS EGL Twin Hills Dallas TX, L.P.
- 4383. CVS EGL Tyler TX, L.P.
- 4384. CVS EGL Tyndall Panama City FL, L.L.C.
- 4385. CVS EGL Ulmerton Largo FL, L.L.C.
- 4386. CVS EGL Ulmerton Road FL, L.L.C.
- 4387. CVS EGL Underhill Orlando FL, L.L.C.
- 4388. CVS EGL Union Hills AZ, L.L.C.
- 4389. CVS EGL University Blvd Orlando FL, L.L.C.
- 4390. CVS EGL University Bradenton FL, L.L.C.
- 4391. CVS EGL University Denton TX, L.P.
- 4392. CVS EGL University Fort Lauderdale FL, L.L.C.
- 4393. CVS EGL University Hollywood FL, L.L.C.
- 4394. CVS EGL University Pompano FL, L.L.C.
- 4395. CVS EGL University Winter Park FL, L.L.C.
- 4396. CVS EGL US Hwy 19 Holiday FL, L.L.C.
- 4397. CVS EGL Uvalde Houston TX, L.P.
- 4398. CVS EGL Val Vista AZ, L.L.C.
- 4399. CVS EGL Valley Mills TX, L.P.
- 4400. CVS EGL Vandament Yukon OK, Inc.
- 4401. CVS EGL Vanderbilt Beach FL, L.L.C.
- 4402. CVS EGL Vegas Verdes NM, L.L.C.
- 4403. CVS EGL Venice Bypass FL, L.L.C.
- 4404. CVS EGL Venice FL, L.L.C.
- 4405. CVS EGL Veterans Metairie LA, Inc.
- 4406. CVS EGL Viera Melbourne FL, L.L.C.
- 4407. CVS EGL Village West Palm FL, L.L.C.
- 4408. CVS EGL Vine Kissimmee FL, L.L.C.
- 4409. CVS EGL Vineland Kissimmee FL, L.L.C.
- 4410. CVS EGL Vivion Kansas City MO, Inc.
- 4411. CVS EGL Voss Houston TX, L.P.
- 4412. CVS EGL W 20 Arlington TX, L.P.
- 4413. CVS EGL W 4th Cameron TX, L.P.
- 4414. CVS EGL W 7th Corsicana TX, L.P.
- 4415. CVS EGL W Adams Temple TX, L.P.
- 4416. CVS EGL W Beauregard TX, L.P.
- 4417. CVS EGL W Bell Fort TX, L.P.
- 4418. CVS EGL W Berry Fort Worth TX, L.P.
- 4419. CVS EGL W Camp Wisdom TX, L.P.
- 4420. CVS EGL W Davis Conroe TX, L.P.
- 4421. CVS EGL W Frank Lufkin TX, L.P.
- 4422. CVS EGL W Gentry Tyler TX, L.P.
- 4423. CVS EGL W Illinois Dallas TX, L.P.
- 4424. CVS EGL W Lamar Arlington TX, L.P.
- 4425. CVS EGL W Little York Houston TX, L.P.
- 4426. CVS EGL W Loop Longview TX, L.P.
- 4427. CVS EGL W Main League City TX, L.P.
- 4428. CVS EGL W Marshall Longview TX, L.P.
- 4429. CVS EGL W Moore Terrell TX, L.P.

- 4430. CVS EGL W Northwest Grapevine TX, L.P.
- 4431. CVS EGL W Park Row TX, L.P.
- 4432. CVS EGL W Parker TX, L.P.
- 4433. CVS EGL W Pioneer TX, L.P.
- 4434. CVS EGL W San Antonio TX, L.P.
- 4435. CVS EGL W Walker TX, L.P.
- 4436. CVS EGL W Walnut Garland TX, L.P.
- 4437. CVS EGL W Washington TX, L.P.
- 4438. CVS EGL Wabasso FL, L.L.C.
- 4439. CVS EGL Wadsworth CO CVS, L.L.C.
- 4440. CVS EGL Walker Houston TX, L.P.
- 4441. CVS EGL Walker LA, Inc.
- 4442. CVS EGL Waller TX, L.P.
- 4443. CVS EGL Walsingham Largo FL, L.L.C.
- 4444. CVS EGL Walzem San Antonio TX, L.P.
- 4445. CVS EGL Warner Gilbert AZ, L.L.C.
- 4446. CVS EGL Washington Franklinton LA, Inc.
- 4447. CVS EGL Washington Houston TX, L.P.
- 4448. CVS EGL Washington Miami FL, L.L.C.
- 4449. CVS EGL Washington TX, L.P.
- 4450. CVS EGL Weatherford TX, L.P.
- 4451. CVS EGL Webster TX, L.P.
- 4452. CVS EGL Wellington Forest FL, L.L.C.
- 4453. CVS EGL Wemore Tucson AZ, L.L.C.
- 4454. CVS EGL Wesley Chapel FL, L.L.C.
- 4455. CVS EGL Wesley Greenville TX, L.P.
- 4456. CVS EGL West Anderson TX, L.P.
- 4457. CVS EGL West Arkansas TX, L.P.
- 4458. CVS EGL West Avenue TX, L.P.
- 4459. CVS EGL West Bellfort TX, L.P.
- 4460. CVS EGL West Britton OK, Inc.
- 4461. CVS EGL West Broward FL, L.L.C.
- 4462. CVS EGL West Campbell TX, L.P.
- 4463. CVS EGL West Colonial FL, L.L.C.
- 4464. CVS EGL West Columbia TX, L.P.
- 4465. CVS EGL West Davie Boulevard FL, L.L.C.
- 4466. CVS EGL West Ennis TX, L.P.
- 4467. CVS EGL West Esplanade LA, Inc.
- 4468. CVS EGL West FM 1960 TX, L.P.
- 4469. CVS EGL West Houston TX, L.P.
- 4470. CVS EGL West Jefferson TX, L.P.
- 4471. CVS EGL West Lantana FL, L.L.C.
- 4472. CVS EGL West Park Avenue LA, Inc.
- 4473. CVS EGL West Pensacola FL, L.L.C.
- 4474. CVS EGL West River Tucson AZ, L.L.C.
- 4475. CVS EGL West Rochelle TX, L.P.
- 4476. CVS EGL West Sample FL, L.L.C.
- 4477. CVS EGL West Slaughter TX, L.P.
- 4478. CVS EGL West Sunrise FL, L.L.C.
- 4479. CVS EGL West Tampa FL, L.L.C.
- 4480. CVS EGL West Union Hills AZ, L.L.C.
- 4481. CVS EGL West University FL, L.L.C.
- 4482. CVS EGL West Waters FL, L.L.C.
- 4483. CVS EGL Western Center TX, L.P.
- 4484. CVS EGL Western Oklahoma City OK, Inc.
- 4485. CVS EGL Westhampton Springs FL, L.L.C.
- 4486. CVS EGL Westheimer Houston TX, L.P.
- 4487. CVS EGL Westheimer Road TX, L.P.
- 4488. CVS EGL Westheimer Suite K TX, L.P.

4489. CVS EGL Westheimer TX, L.P.
4490. CVS EGL Weston Road FL, L.L.C.
4491. CVS EGL Westwego LA, Inc.
4492. CVS EGL Wheatridge CO CVS, L.L.C.
4493. CVS EGL Wheeler Jasper TX, L.P.
4494. CVS EGL White Settlement TX, L.P.
4495. CVS EGL Wichita Falls TX, L.P.
4496. CVS EGL Wickham Melbourne FL, L.L.C.
4497. CVS EGL Wildcat Portland TX, L.P.
4498. CVS EGL Wiles Coral Springs FL, L.L.C.
4499. CVS EGL Wiles Road FL, L.L.C.
4500. CVS EGL William Cannon TX, L.P.
4501. CVS EGL Wills Point TX, L.P.
4502. CVS EGL Windermere Orlando FL, L.L.C.
4503. CVS EGL Winter Garden Vineland FL, L.L.C.
4504. CVS EGL Winter Springs FL, L.L.C.
4505. CVS EGL Woodforest TX, L.P.
4506. CVS EGL Woodland De Land FL, L.L.C.
4507. CVS EGL Woodmen CO CVS, L.L.C.
4508. CVS EGL Woodway TX, L.P.
4509. CVS EGL Wurzbach TX, L.P.
4510. CVS EGL Wynnewood TX, L.P.
4511. CVS EGL Yale Houston TX, L.P.
4512. CVS EGL Yamato Boca Raton FL, L.L.C.
4513. CVS EGL Yamato Road FL, L.L.C.
4514. CVS EGL Young Chiefland FL, L.L.C.
4515. CVS EGL Youree Shreveport LA, Inc.
4516. CVS EGL Zavala TX, L.P.
4517. CVS EGL Zephyrhills FL, L.L.C.
4518. CVS EGL, L.L.C.
4519. CVS Ellicott City MD, L.L.C.
4520. CVS Ellwood City 5710, L.L.C.
4521. CVS Elmont, L.L.C.
4522. CVS Elmsford, L.L.C.
4523. CVS Elmwood Park, L.L.C.
4524. CVS Empire Clinton Store, L.L.C.
4525. CVS Endicott, L.L.C.
4526. CVS ETB Holding Company, L.L.C.
4527. CVS Fairlawn, L.L.C.
4528. CVS Fairport, L.L.C.
4529. CVS Falls Road MD, L.L.C.
4530. CVS Falmouth KY, L.L.C.
4531. CVS Farmington Hills, Inc.
4532. CVS Farmingville Store, L.L.C.
4533. CVS Flint Twp., Inc.
4534. CVS Floral Park, L.L.C.
4535. CVS Flower City, L.L.C.
4536. CVS Foreign, Inc.
4537. CVS Fort Lee, L.L.C.
4538. CVS Foundation
4539. CVS Franklin MN, L.L.C.
4540. CVS Franklin NJ, Inc.
4541. CVS Franklin Square, L.L.C.
4542. CVS Franklin Township, L.L.C.
4543. CVS Fraser, Inc.
4544. CVS Freehold, L.L.C.
4545. CVS Fresh Meadows, L.L.C.
4546. CVS Fuller Leonard, Inc.
4547. CVS Galleria Poughkeepsie, L.L.C.
4548. CVS Garson Culver, L.L.C.
4549. CVS Gate City, L.L.C.
4550. CVS Gerritsen Beach, L.L.C.
4551. CVS Gilbert 3272, L.L.C.
4552. CVS Gilford, L.L.C.
4553. CVS Glen Cove, L.L.C.
4554. CVS Glen Rock, L.L.C.
4555. CVS Glendora, L.P.
4556. CVS Glenmont Plaza, L.L.C.
4557. CVS Gloucester Broadway, L.L.C.
4558. CVS Grand Bay 4782, L.L.C.
4559. CVS Great Neck, L.L.C.



- |   |  |
|---|--|
| 4560. CVS Greece, L.L.C.                            | 4597. CVS Huntington Beach, L.P.                   |
| 4561. CVS Green Acres, L.L.C.                       | 4598. CVS Huntington, L.L.C.                       |
| 4562. CVS Green Mount, L.L.C.                       | 4599. CVS IN Distribution, Inc.                    |
| 4563. CVS Greensboro, L.L.C.                        | 4600. CVS Indiana, L.L.C.                          |
| 4564. CVS Guilderland, L.L.C.                       | 4601. CVS Indianapolis Distribution,<br>L.L.C.     |
| 4565. CVS Gulf, Inc.                                | 4602. CVS International, Inc.                      |
| 4566. CVS Haddonfield, L.L.C.                       | 4603. CVS International, L.L.C.                    |
| 4567. CVS Hamburg Center Store, L.L.C.              | 4604. CVS Inwood Burnside, L.L.C.                  |
| 4568. CVS Hamilton Township, L.L.C.                 | 4605. CVS Irondequoit, L.L.C.                      |
| 4569. CVS Hampton Bays, L.L.C.                      | 4606. CVS Islip Terrace, L.L.C.                    |
| 4570. CVS Harris Boulevard Charlotte,<br>Inc.       | 4607. CVS Ithaca Clinton Store, L.L.C.             |
| 4571. CVS Hartland 8295, L.L.C.                     | 4608. CVS Ithaca, L.L.C.                           |
| 4572. CVS Haverstraw, L.L.C.                        | 4609. CVS Jackson NJ, L.L.C.                       |
| 4573. CVS Health Applications, LLC                  | 4610. CVS Jefferson Yorktown, L.L.C.               |
| 4574. CVS Health Centers, L.L.C.                    | 4611. CVS Jericho, L.L.C.                          |
| 4575. CVS Health Charity Classic, Inc.              | 4612. CVS Jerusalem Avenue, L.L.C.                 |
| 4576. CVS Health Clinical Trial Services<br>LLC     | 4613. CVS Jerusalem North Bellmore,<br>L.L.C.      |
| 4577. CVS Health Employee Relief Fund               | 4614. CVS Joe Miller, L.L.C.                       |
| 4578. CVS Health Growth Equity, LLC                 | 4615. CVS Johnson City, L.L.C.                     |
| 4579. CVS Health Solutions LLC                      | 4616. CVS Kalamazoo, Inc.                          |
| 4580. CVS Health Ventures Fund GP,<br>LLC           | 4617. CVS Keene, L.L.C.                            |
| 4581. CVS Health Ventures Fund, LP                  | 4618. CVS Kenmore Fairfield, L.L.C.                |
| 4582. CVS Health Ventures Management,<br>LLC        | 4619. CVS Kenmore Village, L.L.C.                  |
| 4583. CVS Healthcare Practices of<br>California     | 4620. CVS Kensington Amherst, L.L.C.               |
| 4584. CVS Healthcare Practices of New<br>Jersey LLC | 4621. CVS Kensington, L.L.C.                       |
| 4585. CVS Healthcare Practices PLLC                 | 4622. CVS Kidney Care Advanced<br>Technologies LLC |
| 4586. CVS Heather Croft, L.L.C.                     | 4623. CVS Kidney Care Health Services<br>LLC       |
| 4587. CVS Henrietta Store, L.L.C.                   | 4624. CVS Kidney Care Home Dialysis<br>LLC         |
| 4588. CVS Henrietta, L.L.C.                         | 4625. CVS Kidney Care, LLC                         |
| 4589. CVS Hertel Ave, L.L.C.                        | 4626. CVS La Puente, L.P.                          |
| 4590. CVS Hilliard OH, Inc.                         | 4627. CVS Laconia, L.L.C.                          |
| 4591. CVS Hillside Ave., L.L.C.                     | 4628. CVS Lagrange 4540, L.L.C.                    |
| 4592. CVS Hoboken, L.L.C.                           | 4629. CVS Lake Norwood, Inc.                       |
| 4593. CVS Holbrook, L.L.C.                          | 4630. CVS Lakewood, L.P.                           |
| 4594. CVS Howell 8046, L.L.C.                       | 4631. CVS Lansdowne 3142, L.L.C.                   |
| 4595. CVS Hudson Clinton Store, L.L.C.              | 4632. CVS Larchmont, L.L.C.                        |
| 4596. CVS Huntersville, Inc.                        | 4633. CVS Laurel River, L.L.C.                     |
|   | 4634. CVS Lawrenceville Texas, L.L.C.              |

4635. CVS Leonia N.J., Inc.
4636. CVS Levittown Store, L.L.C.
4637. CVS Lewiston Center Street, L.L.C.
4638. CVS Lewiston, L.L.C.
4639. CVS Lexington Ave., L.L.C.
4640. CVS LF Hamlin, L.L.C.
4641. CVS Lindenhurst, L.L.C.
4642. CVS Lockport Clinton Store, L.L.C.
4643. CVS Logan 3454, L.L.C.
4644. CVS Lombard 2791, L.L.C.
4645. CVS Long Beach Carson, L.P.
4646. CVS Long Island Store, L.L.C.
4647. CVS Long Pond Road, L.L.C.
4648. CVS Lyell Clinton Paine, L.L.C.
4649. CVS M Street Washington DC, L.L.C.
4650. CVS Mack Drug of New York, L.L.C.
4651. CVS MaComb & Mile, Inc.
4652. CVS Mahopac Store, L.L.C.
4653. CVS Mallard Creek Charlotte, Inc.
4654. CVS Mamaroneck Ferndale, L.L.C.
4655. CVS Mamaroneck Finast, L.L.C.
4656. CVS Mamaroneck Harbor Store, L.L.C.
4657. CVS Mamaroneck Post Road, L.L.C.
4658. CVS Mammoth Road, L.L.C.
4659. CVS Managed Care, Inc.
4660. CVS Management Support, LLC
4661. CVS Manalapan NJ, Inc.
4662. CVS Manasquan, L.L.C.
4663. CVS Manchester Elm, L.L.C.
4664. CVS Manchester NH, L.L.C.
4665. CVS Manor Road, L.L.C.
4666. CVS Mansfield, L.P.
4667. CVS Margate Ventnor, L.L.C.
4668. CVS Marietta Piedmont, Inc.
4669. CVS Mayfly Corp.
4670. CVS Mays Landing, L.L.C.
4671. CVS ME Holding Company, L.L.C.
4672. CVS Mechanicville, L.L.C.
4673. CVS Medford NJ, L.L.C.
4674. CVS Medford, L.L.C.
4675. CVS Media Exchange LLC
4676. CVS Medical Practices (KS) LLC
4677. CVS Merchants Clinton Paine, L.L.C.
4678. CVS Merchantville Maple, L.L.C.
4679. CVS Meriden East Main, Inc.
4680. CVS Meridian, Inc.
4681. CVS Merrick Road, L.L.C.
4682. CVS Merrick, L.L.C.
4683. CVS Merrimack Main Street, L.L.C.
4684. CVS Metro Village, L.L.C.
4685. CVS MI Distribution, Inc.
4686. CVS Michigan, L.L.C.
4687. CVS Middle Country, L.L.C.
4688. CVS Midland Park, L.L.C.
4689. CVS Midlothian, L.L.C.
4690. CVS Mill Creek, L.L.C.
4691. CVS Mineola, L.L.C.
4692. CVS MN Holding Company, L.L.C.
4693. CVS Mobile Airport, Inc.
4694. CVS Montclair NJ, Inc.
4695. CVS Montgomery 6094, L.L.C.
4696. CVS Morse, Inc.
4697. CVS Morton Village, L.L.C.
4698. CVS Mount Laurel, L.L.C.
4699. CVS Mt. Hope Clinton Paine, L.L.C.
4700. CVS Mt. Kisco, L.L.C.
4701. CVS Mt. Read Street, L.L.C.
4702. CVS Murrells, Inc.
4703. CVS Mystic CT, Inc.
4704. CVS Nassau Street, L.L.C.
4705. CVS Nations Ford Charlotte, Inc.
4706. CVS NC Distribution, Inc.
4707. CVS Neptune Avenue, L.L.C.
4708. CVS Nesconset, L.L.C.
4709. CVS New Baltimore, Inc.
4710. CVS New Hyde Park, L.L.C.
4711. CVS New Milford, L.L.C.
4712. CVS New Rochelle, L.L.C.
4713. CVS New Scotland, L.L.C.

4714. CVS New York, Inc.
4715. CVS Newburgh Mall, L.L.C.
4716. CVS Newport City, L.L.C.
4717. CVS North Arlington, L.L.C.
4718. CVS North Babylon, L.L.C.
4719. CVS North Bellmore, L.L.C.
4720. CVS North Conway, L.L.C.
4721. CVS North Park Store, L.L.C.
4722. CVS North Portland, L.L.C.
4723. CVS North Wildwood, L.L.C.
4724. CVS Northport, L.L.C.
4725. CVS Northtown Plaza, L.L.C.
4726. CVS Norwell Washington, Inc.
4727. CVS Norwood Bergen, L.L.C.
4728. CVS Novi Distribution, L.L.C.
4729. CVS Nutley, L.L.C.
4730. CVS NV Holding Company, L.L.C.
4731. CVS O.P., L.L.C.
4732. CVS Oakdale, L.L.C.
4733. CVS Ocean Haven, L.L.C.
4734. CVS Ocean Simpson, L.L.C.
4735. CVS Oceanside, L.L.C.
4736. CVS Odenton, L.L.C.
4737. CVS of Concord NH, L.L.C.
4738. CVS of Concord, Mass., Inc.
4739. CVS of DC and VA, Inc.
4740. CVS of Emmaus, Inc.
4741. CVS of Lands Downe, Inc.
4742. CVS of Madison, Conn., Inc.
4743. CVS of Maryland, Inc.
4744. CVS of N. Carolina, Inc.
4745. CVS of North Kingstown, Inc.
4746. CVS of Pennsylvania, Inc.
4747. CVS of Rutland, Vermont, Inc.
4748. CVS of Sandwich, Inc.
4749. CVS of Stroudsburg, Inc.
4750. CVS of Swarthmore, Inc.
4751. CVS of Virginia, Inc.
4752. CVS of Waterville, Maine, L.L.C.
4753. CVS of West Virginia, Inc.
4754. CVS OH Holding Company, L.L.C.
4755. CVS Old Bridge, L.L.C.
4756. CVS Olean Clinton Store, L.L.C.
4757. CVS Oneonta Clinton Store, L.L.C.
4758. CVS Onondaga County, L.L.C.
4759. CVS Orange Avenue, Inc.
4760. CVS Orangeburg Drug Store, L.L.C.
4761. CVS Orlando FL Distribution, L.L.C.
4762. CVS Ossining, L.L.C.
4763. CVS Owl Drug, L.L.C.
4764. CVS Oyster Bay, L.L.C.
4765. CVS Ozone Park, L.L.C.
4766. CVS PA Distribution, Inc.
4767. CVS PA Distribution, L.L.C.
4768. CVS Pace FL, L.L.C.
4769. CVS Paige Colony, L.P.
4770. CVS Palisades Center, L.L.C.
4771. CVS Park Ave Rochester, L.L.C.
4772. CVS Passaic Inc.
4773. CVS Payne Avenue, L.L.C.
4774. CVS Peachtree City, Inc.
4775. CVS Peachtree Suwanee, Inc.
4776. CVS Pearl River, L.L.C.
4777. CVS Pearland Parkway, L.P.
4778. CVS Pembroke Pines 2849, L.L.C.
4779. CVS Penfield Clinton Paine, L.L.C.
4780. CVS Pharmacy Limited of Illinois, Inc.
4781. CVS Pharmacy Overseas Online, LLC
4782. CVS Pine Tree, L.L.C.
4783. CVS Plaistow, L.L.C.
4784. CVS Point Pleasant Beach, L.L.C.
4785. CVS Polifly Road, L.L.C.
4786. CVS Port Jefferson, L.L.C.
4787. CVS Portion Road, L.L.C.
4788. CVS Portland Forest, L.L.C.
4789. CVS Portland-Congress St., L.L.C.
4790. CVS Portsmouth Islington, L.L.C.
4791. CVS Post Avenue, L.L.C.
4792. CVS PR Center, Inc.
4793. CVS PR Holding Company, L.L.C.
4794. CVS Preakness Center, L.L.C.
4795. CVS Prescription Center, Inc.

- |                                       |   |
|---------------------------------------|---|
| 4796. CVS Presidents Square, L.L.C.   | 4839. CVS RS 7th Ave AZ, L.L.C.         |
| 4797. CVS Princeton, L.L.C.           | 4840. CVS RS 7th St. Phoenix AZ, L.L.C. |
| 4798. CVS Prospect Avenue, L.L.C.     | 4841. CVS RS Alma School Rd AZ,         |
| 4799. CVS Pyramid Utica, L.L.C.       | L.L.C.                                  |
| 4800. CVS Queens Boulevard, L.L.C.    | 4842. CVS RS Anthem Way AZ, L.L.C.      |
| 4801. CVS Queensbury, L.L.C.          | 4843. CVS RS Apache Junction AZ,        |
| 4802. CVS Ralph Avenue, L.L.C.        | L.L.C.                                  |
| 4803. CVS Ramapo Valley Road, L.L.C.  | 4844. CVS RS Arizona, L.L.C.            |
| 4804. CVS Ramapo, L.L.C.              | 4845. CVS RS Baseline Rd AZ, L.L.C.     |
| 4805. CVS Ramsey, L.L.C.              | 4846. CVS RS Bell Rd AZ, L.L.C.         |
| 4806. CVS Raritan NJ, Inc.            | 4847. CVS RS Bell Rd. Glendale AZ,      |
| 4807. CVS RCI, LLC                    | L.L.C.                                  |
| 4808. CVS Reading PA 3242, L.L.C.     | 4848. CVS RS Broadway Blvd. AZ,         |
| 4809. CVS Rego Park, L.L.C.           | L.L.C.                                  |
| 4810. CVS Reseda, L.P.                | 4849. CVS RS Broadway Rd Tempe AZ,      |
| 4811. CVS Revco D.S., Inc.            | L.L.C.                                  |
| 4812. CVS Rhode Island, Inc.          | 4850. CVS RS Brown Rd AZ, L.L.C.        |
| 4813. CVS Richmond Atlee, Inc.        | 4851. CVS RS Bullhead City AZ, L.L.C.   |
| 4814. CVS Richmond Hill, L.L.C.       | 4852. CVS RS Casa Grande AZ, L.L.C.     |
| 4815. CVS Richmond Main, Inc.         | 4853. CVS RS Chandler McQueen AZ,       |
| 4816. CVS Ridgecrest Plaza, L.L.C.    | L.L.C.                                  |
| 4817. CVS Ridgfield Park, L.L.C.      | 4854. CVS RS Chandler Ray AZ, L.L.C.    |
| 4818. CVS Ridgewood, L.L.C.           | 4855. CVS RS Cotton Casa AZ, L.L.C.     |
| 4819. CVS Riverside Drive, L.L.C.     | 4856. CVS RS Cottonwood AZ, L.L.C.      |
| 4820. CVS Robinson Street, L.L.C.     | 4857. CVS RS E Southern Ave AZ,         |
| 4821. CVS Rochester NH, L.L.C.        | L.L.C.                                  |
| 4822. CVS Rochester Road, L.L.C.      | 4858. CVS RS E. Baseline Mesa AZ,       |
| 4823. CVS Rockaway, L.L.C.            | L.L.C.                                  |
| 4824. CVS Rockville Center, L.L.C.    | 4859. CVS RS E. Bell Rd Phoenix AZ,     |
| 4825. CVS Rocky Point Village, L.L.C. | L.L.C.                                  |
| 4826. CVS Romeo Plank, Inc.           | 4860. CVS RS E. Santa Fe Hwy 66 AZ,     |
| 4827. CVS Ronkonkoma, L.L.C.          | L.L.C.                                  |
| 4828. CVS Roosevelt Field, L.L.C.     | 4861. CVS RS E. University Dr Mesa AZ,  |
| 4829. CVS Roselle, L.L.C.             | L.L.C.                                  |
| 4830. CVS Rotterdam Square, L.L.C.    | 4862. CVS RS Elliot Rd AZ, L.L.C.       |
| 4831. CVS Route 24, L.L.C.            | 4863. CVS RS Elliott Gilbert AZ, L.L.C. |
| 4832. CVS Route 302, L.L.C.           | 4864. CVS RS Finney Flat AZ, L.L.C.     |
| 4833. CVS Royal Ridge, L.L.C.         | 4865. CVS RS Frank Lloyd Wright Blvd    |
| 4834. CVS RS 107 Avon AZ, L.L.C.      | AZ, L.L.C.                              |
| 4835. CVS RS 16th Ave AZ, L.L.C.      | 4866. CVS RS Gilbert E. Eliot Rd. AZ,   |
| 4836. CVS RS 19th Ave. AZ, L.L.C.     | L.L.C.                                  |
| 4837. CVS RS 35 Thunder AZ, L.L.C.    | 4867. CVS RS Gilbert Mesa AZ, L.L.C.    |
| 4838. CVS RS 4th Ave. Yuma AZ, L.L.C. | 4868. CVS RS Glen 19 AZ, L.L.C.         |

4869. CVS RS Golf Links Tucson AZ, L.L.C.
4870. CVS RS Grant Tucson AZ, L.L.C.
4871. CVS RS Green Valley AZ, L.L.C.
4872. CVS RS Guadalupe Gilbert AZ, L.L.C.
4873. CVS RS Higley Mesa AZ, L.L.C.
4874. CVS RS Ina Rd. AZ, L.L.C.
4875. CVS RS Indian School Phoenix AZ, L.L.C.
4876. CVS RS La Canada Tucson AZ, L.L.C.
4877. CVS RS Lindsay Rd AZ, L.L.C.
4878. CVS RS Lone Cava AZ, L.L.C.
4879. CVS RS Mesa N. Brown Rd AZ, L.L.C.
4880. CVS RS Mesa University AZ, L.L.C.
4881. CVS RS Miller Scottsdale AZ, L.L.C.
4882. CVS RS N Alvernon Way AZ, L.L.C.
4883. CVS RS N. 12th St. Phoenix AZ, L.L.C.
4884. CVS RS N. Tatum Blvd. AZ, L.L.C.
4885. CVS RS Oracle Rd AZ, L.L.C.
4886. CVS RS Palisades Blvd. AZ, L.L.C.
4887. CVS RS Peoria Union AZ, L.L.C.
4888. CVS RS Phoenix Bell AZ, L.L.C.
4889. CVS RS Phoenix Central AZ, L.L.C.
4890. CVS RS Phoenix Indian AZ, L.L.C.
4891. CVS RS Phoenix Peoria AZ, L.L.C.
4892. CVS RS Phoenix Union Hills Dr. AZ, L.L.C.
4893. CVS RS Pima Rd. AZ, L.L.C.
4894. CVS RS Prescott AZ, L.L.C.
4895. CVS RS Riverside Parker AZ, L.L.C.
4896. CVS RS S. Central Ave. AZ, L.L.C.
4897. CVS RS S. Dobson Mesa AZ, L.L.C.
4898. CVS RS Scottsdale FLW AZ, L.L.C.
4899. CVS RS Scottsdale Rd AZ, L.L.C.
4900. CVS RS Sierra Vista AZ, L.L.C.
4901. CVS RS Silver Tuc AZ, L.L.C.
4902. CVS RS Sun City West AZ, L.L.C.
4903. CVS RS Sunrise Dr AZ, L.L.C.
4904. CVS RS Sunrise Surprise AZ, L.L.C.
4905. CVS RS Sunrise Tucson AZ, L.L.C.
4906. CVS RS Tanque Verde AZ, L.L.C.
4907. CVS RS Tatum Blvd AZ, L.L.C.
4908. CVS RS Thomas Rd AZ, L.L.C.
4909. CVS RS Thomas Scottsdale AZ, L.L.C.
4910. CVS RS W. Glendale Rd. AZ, L.L.C.
4911. CVS RS W. Peoria Ave AZ, L.L.C.
4912. CVS RS W. Southern AJ AZ, L.L.C.
4913. CVS RS W. Valencia Rd. AZ, L.L.C.
4914. CVS RS West Indian AZ, L.L.C.
4915. CVS RS Wickenburg Way AZ, L.L.C.
4916. CVS RS Yuma AZ, L.L.C.
4917. CVS Rt. 199 Williamsburg, Inc.
4918. CVS Rx Services, Inc.
4919. CVS Rye Route 1, L.L.C.
4920. CVS Rye Store, L.L.C.
4921. CVS Safir Sourcing UK, Ltd
4922. CVS Safir Sourcing, LLC
4923. CVS Salem Stateline, L.L.C.
4924. CVS Salmon Run, L.L.C.
4925. CVS San Dimas, L.P.
4926. CVS San Jacinto CA, L.L.C.
4927. CVS Santa Ana, L.P.
4928. CVS Saratoga Springs, L.L.C.
4929. CVS Saugerties Store, L.L.C.
4930. CVS Saunders Settlement Pharmacy, L.L.C.
4931. CVS Sayville, L.L.C.
4932. CVS SC Distribution, Inc.

4933. CVS SC Distribution, L.L.C.
4934. CVS Scarsdale Centre, L.L.C.
4935. CVS Scarsdale Store, L.L.C.
4936. CVS Schalks Crossing, L.L.C.
4937. CVS Schoolhouse, L.L.C.
4938. CVS Sea Cliff, L.L.C.
4939. CVS Seabrook, L.L.C.
4940. CVS Second Avenue NY, L.L.C.
4941. CVS Selden Store, L.L.C.
4942. CVS Seneca Mall, Inc.
4943. CVS Seneca Street, L.L.C.
4944. CVS Setauket, L.L.C.
4945. CVS Sharon Amity Charlotte, Inc.
4946. CVS Shaw Holdings Inc.
4947. CVS Sheepshead Bay, L.L.C.
4948. CVS Sheridan Harlem Store, L.L.C.
4949. CVS Sheridan Hollywood, L.L.C.
4950. CVS Ship Bottom, L.L.C.
4951. CVS Silver Spring, Inc.
4952. CVS Sixth Avenue NY, L.L.C.
4953. CVS Skippack, Inc.
4954. CVS Solomons MD, L.L.C.
4955. CVS South Albany Store, L.L.C.
4956. CVS South Canal Chicago, L.L.C.
4957. CVS South Farmingdale, L.L.C.
4958. CVS South Ogden, L.L.C.
4959. CVS South Salina Street, L.L.C.
4960. CVS South Schenectady Store, L.L.C.
4961. CVS Southwest Blvd, Inc.
4962. CVS SP 5897 FL, L.L.C.
4963. CVS Sparta, L.L.C.
4964. CVS State Capital, L.L.C.
4965. CVS State NY Store, L.L.C.
4966. CVS State Street, L.L.C.
4967. CVS Staten Island, L.L.C.
4968. CVS Stelton Road, L.L.C.
4969. CVS Stony Point, L.L.C.
4970. CVS Strategic Resources Private Limited
4971. CVS Stratford Barnum, Inc.
4972. CVS Stratford Nichols, Inc.
4973. CVS Stratham, L.L.C.
4974. CVS Suffern Store, L.L.C.
4975. CVS Sunrise Highway, L.L.C.
4976. CVS Surplus 8049 MI, L.L.C.
4977. CVS Syracuse Downtown, L.L.C.
4978. CVS Tampa 2802, L.L.C.
4979. CVS Tampa 3650, L.L.C.
4980. CVS Tarrytown Store, L.L.C.
4981. CVS Teaneck, L.L.C.
4982. CVS Tenaflly Town, L.L.C.
4983. CVS Terry Road, L.L.C.
4984. CVS Thompsons Station, Inc.
4985. CVS Thornwood Columbus Avenue, L.L.C.
4986. CVS Thornwood Park, L.L.C.
4987. CVS TN Distribution, Inc.
4988. CVS TN Distribution, L.L.C.
4989. CVS Toms River, L.L.C.
4990. CVS Torrance CA, L.L.C.
4991. CVS Towson MD, L.L.C.
4992. CVS Transportation, Inc.
4993. CVS Transportation, L.L.C.
4994. CVS Trenton MI, L.L.C.
4995. CVS Trousdale Nashville, Inc.
4996. CVS Troy Fifth Street, L.L.C.
4997. CVS Troy Mall Store, L.L.C.
4998. CVS TX Holding Company, L.L.C.
4999. CVS Union, L.L.C.
5000. CVS University of Buffalo, L.L.C.
5001. CVS Upper Montclair, L.L.C.
5002. CVS Upper Valley Drug, L.L.C.
5003. CVS VA Distribution, Inc.
5004. CVS Valley Stream, L.L.C.
5005. CVS Van Nuys, L.P.
5006. CVS Vanguard, Inc.
5007. CVS Ventnor Dorset, L.L.C.
5008. CVS Vero FL Distribution, L.L.C.
5009. CVS Victory Boulevard, L.P.
5010. CVS Wading River, L.L.C.
5011. CVS Wallace Building, L.L.C.
5012. CVS Wanaque, L.L.C.
5013. CVS Wantagh Ave, L.L.C.
5014. CVS Warren, Inc.
5015. CVS Washington 6448, L.L.C.

5016. CVS Washington Avenue, L.L.C.
5017. CVS Washington Township, L.L.C.
5018. CVS Washington Wisconsin DC, L.L.C.
5019. CVS Washington, Inc.
5020. CVS Waterville Valley, L.L.C.
5021. CVS Waxhaw NC, L.L.C.
5022. CVS Wayne Turnpike, L.L.C.
5023. CVS Webster, L.L.C.
5024. CVS West Babylon, L.L.C.
5025. CVS West Gate, L.L.C.
5026. CVS West Haven, Inc.
5027. CVS West Hempstead, L.L.C.
5028. CVS West Islip, L.L.C.
5029. CVS West Orange, L.L.C.
5030. CVS West Park Avenue, L.L.C.
5031. CVS West Side Store, L.L.C.
5032. CVS Westbrook Maine, L.L.C.
5033. CVS Westchester Square, L.L.C.
5034. CVS Westchester Store, L.L.C.
5035. CVS Western Avenue, L.L.C.
5036. CVS Westwood LA, L.P.
5037. CVS Weyman Avenue, L.L.C.
5038. CVS Weymouth 1853, L.L.C.
5039. CVS White Plains Road, L.L.C.
5040. CVS Whittier, L.P.
5041. CVS Wilbraham MA, Inc.
5042. CVS Williamstown, L.L.C.
5043. CVS Williamsville Store, L.L.C.
5044. CVS Williston Park, L.L.C.
5045. CVS Wilton, L.L.C.
5046. CVS Wisconsin Avenue DC, L.L.C.
5047. CVS Wisteria Drive, L.L.C.
5048. CVS Woodbridge Main Street, L.L.C.
5049. CVS Woodbury Mullica, L.L.C.
5050. CVS Woodward, Inc.
5051. CVS WWRE, Inc.
5052. CVS Wyckoff, L.L.C.
5053. CVS Wyncottskill, L.L.C.
5054. CVS Yonkers Broadway, L.L.C.
5055. CVS Yonkers, L.L.C.
5056. CVS Yorktown Heights Store, Inc.
5057. CVS Yorkville, L.L.C.
5058. CVS.com OTC, L.L.C.
5059. CVS/pharmacy Charitable Trust, Inc.
5060. CVS-SHC Kidney Care Home Dialysis of Austin LLC
5061. CVS-SHC Kidney Care Home Dialysis of Los Angeles LLC
5062. CVS-SHC Kidney Care Home Dialysis of Philadelphia LLC
5063. CVS-SHC Renal Holdings LLC
5064. Cypress California CVS, Inc.
5065. Cypress Jones CVS, L.P.
5066. Cypress Naples CVS, L.L.C.
5067. Cypresswood Houston CVS, L.P.
5068. D&R Pharmaceutical Services, LLC
5069. D.A.W., LLC
5070. Dacula CVS, Inc.
5071. Dairy Ashford CVS, L.P.
5072. Dale City VA CVS, Inc.
5073. Dale Mabry CVS, Inc.
5074. Dallas GA CVS, Inc.
5075. Dallas PharmaCare Pharmacy, L.L.C.
5076. Dallas ProCare Pharmacy, Inc.
5077. Dallas Waugh CVS, L.P.
5078. Damen Chicago CVS, L.L.C.
5079. Dan Ridge CVS, Inc.
5080. Danbury Central CVS, Inc.
5081. Danbury CVS, Inc.
5082. Danbury Fair CVS, Inc.
5083. Danbury MRC, Inc.
5084. Danbury South Main CVS, Inc.
5085. Danvers Plaza CVS, Inc.
5086. Darien CVS, Inc.
5087. Dartmouth Retailer, Inc.
5088. Davenport FL CVS, L.L.C.
5089. Davison CVS, Inc.
5090. DBD Nocigs 2019-1 LLC
5091. DBD Nocigs 2019-15 LLC
5092. DBD Nocigs 2019-16 LLC
5093. DBD Nocigs 2019-2 LLC
5094. DBD Nocigs 2019-21 LLC

- 5095. DBD Nocigs 2019-22 LLC
- 5096. DBD Nocigs 2019-23 LLC
- 5097. DBD Nocigs 2019-24 LLC
- 5098. DBD Nocigs 2019-25 LLC
- 5099. DBD Nocigs 2019-29 LLC
- 5100. DBD Nocigs 2019-41 LLC
- 5101. DBD Nocigs 2019-42 LLC
- 5102. DBD Nocigs 2019-43 LLC
- 5103. DBD Nocigs 2019-44 LLC
- 5104. DBD Nocigs 2019-45 LLC
- 5105. DBD Nocigs 2019-5 LLC
- 5106. DBD Nocigs 2019-7 LLC
- 5107. DBD Nocigs 2019-8 LLC
- 5108. De Soto CVS, L.P.
- 5109. Decatur CVS, Inc.
- 5110. Dedham CVS, Inc.
- 5111. Dedham High Street CVS, Inc.
- 5112. Deer Park Avenue CVS, Inc.
- 5113. Del Amo CVS, Inc.
- 5114. Del Prado CVS, L.L.C.
- 5115. Delaware CVS Pharmacy, L.L.C.
- 5116. Delaware Physicians Care -  
Medicare, Incorporated
- 5117. Delaware Physicians Care,  
Incorporated
- 5118. Delco Apothecary, Inc.
- 5119. Delran CVS, Inc.
- 5120. Delta Health HMO, Inc.
- 5121. Delta Risk Management, L.L.C.
- 5122. Deltona CVS, L.L.C.
- 5123. Denver PharmaCare Pharmacy,  
L.L.C.
- 5124. Denville CVS, Inc.
- 5125. Depew Broadway CVS, Inc.
- 5126. Depew CVS, Inc.
- 5127. Depot St. CVS, Inc.
- 5128. Deptford CVS, Inc.
- 5129. Derby Center CVS, Inc.
- 5130. Derry Street CVS, Inc.
- 5131. Des Plaines CVS, L.L.C.
- 5132. Desert Buffalo CVS, L.L.C.
- 5133. Desert Eastern CVS, L.L.C.
- 5134. Desert Inn CVS, L.L.C.
- 5135. Destin FL CVS, L.L.C.
- 5136. Detroit CVS, Inc.
- 5137. Detroit Greenfield CVS, Inc.
- 5138. Dexter Plaza CVS, Inc.
- 5139. DG Danville KY LLC
- 5140. DG Wesley Chapel FL LLC
- 5141. Diamond Bar CVS, Inc.
- 5142. Digital eHealth, LLC
- 5143. Digital Enterprise Realty, L.L.C.
- 5144. District of Columbia CVS  
Pharmacy, L.L.C.
- 5145. Division CVS, L.L.C.
- 5146. Dobbs Ferry CVS, Inc.
- 5147. Donlon Distributing, Inc.
- 5148. Dorchester Lower Mills CVS, Inc.
- 5149. Dothan CVS, Inc.
- 5150. Doubleday Ballston CVS, L.L.C.
- 5151. Douglassville PA CVS, Inc.
- 5152. Douglasville CVS, Inc.
- 5153. Dover Delaware CVS, Inc.
- 5154. Dover NJ CVS, L.L.C.
- 5155. Dover Randolph CVS, L.L.C.
- 5156. Dowagiac Clinton Stores, Inc.
- 5157. Downers Grove CVS, L.L.C.
- 5158. Downingtown CVS, Inc.
- 5159. Downtown Miami CVS, L.L.C.
- 5160. Doylestown CVS, Inc.
- 5161. Dragon Acquisition Company
- 5162. Drexel Hill CVS, Inc.
- 5163. Driftwood Shopping Center CVS,  
Inc.
- 5164. Drogaria Onofre Ltda.
- 5165. Drug World, Inc.
- 5166. Drugs For Less, Inc.
- 5167. Drumhill CVS, Inc.
- 5168. Duarte CVS, Inc.
- 5169. Dudley Street CVS, Inc.
- 5170. Duke Street CVS, Inc.
- 5171. Duluth CVS, Inc.
- 5172. Duncan SC CVS, Inc.
- 5173. Dundee Elgin CVS, L.L.C.
- 5174. Dunedin CVS, L.L.C.
- 5175. Dunellen CVS, Inc.



- 5176. Dunkirk Marketplace CVS, Inc.
- 5177. Dunkirk Marketplace Peoples, Inc.
- 5178. Dunlap Phoenix CVS, L.L.C.
- 5179. Dunlop Farms CVS, Inc.
- 5180. Dupont Circle CVS Realty, Inc.
- 5181. Durham NC CVS, Inc.
- 5182. Dyckman Street CVS, L.L.C.
- 5183. Dynamite Phoenix CVS, L.L.C.
- 5184. E. Arrow Hwy CVS, L.L.C.
- 5185. E. T. B., Inc.
- 5186. e.BENEFITS, INC.
- 5187. Eagan MN CVS, L.L.C.
- 5188. Eagle Valley CVS, Inc.
- 5189. Eagles Landing CVS, Inc.
- 5190. East 161st Street CVS, Inc.
- 5191. East Avenue CVS, Inc.
- 5192. East Bay Drive CVS, Inc.
- 5193. East Boston CVS, Inc.
- 5194. East Bradford Plaza CVS, Inc.
- 5195. East Bridgewater CVS, Inc.
- 5196. East Brunswick CVS, Inc.
- 5197. East Flatbush CVS, L.L.C.
- 5198. East Greenwich CVS, Inc.
- 5199. East Hampton CVS, Inc.
- 5200. East Hanover CVS, Inc.
- 5201. East Hartford CVS, Inc.
- 5202. East Hartford-Main Street CVS, Inc.
- 5203. East Haven Main Street CVS, Inc.
- 5204. East Haverhill Retailer, Inc.
- 5205. East Hills CVS, Inc.
- 5206. East Longmeadow CVS, Inc.
- 5207. East Main Bridgeport CVS, Inc.
- 5208. East Main St. at Westborough CVS, Inc.
- 5209. East Market CVS, Inc.
- 5210. East Market Street CVS, L.L.C.
- 5211. East Northport CVS, L.L.C.
- 5212. East Providence CVS, Inc.
- 5213. East Putnam Avenue CVS, Inc.
- 5214. East Side CVS, Inc.
- 5215. East Wareham CVS, Inc.
- 5216. East Windsor CVS, L.L.C.
- 5217. Eastampton Township CVS, Inc.
- 5218. Eastern Avenue CVS, Inc.
- 5219. Eastfield CVS, Inc.
- 5220. Eastland CVS, Inc.
- 5221. Easton Ave. CVS, Inc.
- 5222. Easton CVS, Inc.
- 5223. Easton Maryland CVS, Inc.
- 5224. Easton Nazareth CVS, Inc.
- 5225. Easton Sullivan CVS, Inc.
- 5226. Easton Washington Street CVS, Inc.
- 5227. Easton, Mass. CVS, Inc.
- 5228. Eatontown CVS, Inc.
- 5229. Echo Merger Sub, Inc.
- 5230. Echo Merger Sub, LLC
- 5231. Eckerd Corporation (for assets / pharmacies acquired by CVS)
- 5232. Eckerd Corporation of Florida, Inc.
- 5233. Eckerd Drug Company (for assets / pharmacies acquired by CVS)
- 5234. Eckerd Drug Company of Florida, Inc.
- 5235. Eckerd Drug Company of Texas, Inc. (for assets / pharmacies acquired by CVS)
- 5236. Eckerd Drugs of Florida, Inc. (for assets / pharmacies acquired by CVS)
- 5237. Eckerd Drugs of Georgia, Inc. (for assets / pharmacies acquired by CVS)
- 5238. Eckerd Drugs of Louisiana, Inc. (for assets / pharmacies acquired by CVS)
- 5239. Eckerd Drugs of Mississippi, Inc. (for assets / pharmacies acquired by CVS)
- 5240. Eckerd Drugs of North Carolina, Inc. (for assets/pharmacies acquired by CVS)
- 5241. Eckerd Drugs of South Carolina, Inc. (for assets / pharmacies acquired by CVS)

5242. Eckerd Drugs of Texas, Inc. (for assets / pharmacies acquired by CVS)
5243. Eckerd Drugs, Inc. (for assets / pharmacies acquired by CVS)
5244. Eckerd Drugsmarts, Inc. (for assets / pharmacies acquired by CVS)
5245. Eddystone CVS, Inc.
5246. Edgewater CVS, Inc.
5247. Edgewater NJ CVS, L.L.C.
5248. Edgewater Orlando CVS, L.L.C.
5249. Edgewood CVS, Inc.
5250. Edison Wooding CVS, Inc.
5251. Efmile, Inc.
5252. Egg Harbor NJ CVS, L.L.C.
5253. Egypt Audubon CVS, Inc.
5254. eHealth Solutions, Inc.
5255. Eighth New York CVS, L.L.C.
5256. El Camino Houston CVS, L.P.
5257. Electric Avenue CVS, Inc.
5258. Eleventh Street CVS, Inc.
5259. Elgin CVS, L.L.C.
5260. Eliot CVS, Inc.
5261. Elizabeth Westfield Avenue CVS, Inc.
5262. Elkhorn Las Vegas CVS, L.L.C.
5263. Elkhorn NV CVS, L.L.C.
5264. Ellicott City CVS, Inc.
5265. Elliot Tempe CVS, L.L.C.
5266. Ellwood City CVS, L.L.C.
5267. Elmhurst CVS, L.L.C.
5268. Elmora CVS, Inc.
5269. Emerald Square CVS, Inc.
5270. Emmaus Avenue CVS, Inc.
5271. Emmaus, Pennsylvania, CVS, Inc.
5272. Employee Assistance Services, LLC
5273. Enfield CVS, Inc.
5274. Enfield Elm CVS, Inc.
5275. Enfield Phoenix CVS, Inc.
5276. Engleside Plaza CVS, Inc.
5277. Engleside Plaza Peoples, Inc.
5278. Englewood Cliffs CVS, Inc.
5279. Englewood CVS, Inc.
5280. Enloe Drugs LLC
5281. Ennis TX CVS, L.P.
5282. Enterprise Patient Safety Organization, LLC
5283. Erdenheim Saints CVS, Inc.
5284. Eric C. Marshall, M.D. P.C.
5285. Erie CVS, Inc.
5286. Escalante Solutions, LLC
5287. Essence, Inc.
5288. Essex Eastern CVS, Inc.
5289. Essex Martin CVS, Inc.
5290. Essex St. (Salem) CVS, Inc.
5291. Estero Coconut CVS, L.L.C.
5292. Estero Three Oaks CVS, L.L.C.
5293. Estroff Pharmacy Incorporated
5294. ETHIX Care, Inc.
5295. ETHIX Midlands, Inc.
5296. ETHIX Northwest Public Services, Inc.
5297. ETHIX Northwest, Inc.
5298. Euclid Square CVS, Inc.
5299. Evanston IL CVS, L.L.C.
5300. Everett MA CVS, Inc.
5301. Evergreen City CVS, L.L.C.
5302. Evergreen Pharmaceutical of California, Inc.
5303. Evergreen Pharmaceutical of California, LLC
5304. Evergreen Pharmaceutical, LLC
5305. Evergreen Plaza CVS, Inc.
5306. Evesboro CVS, Inc.
5307. Evesham NJ CVS, L.L.C.
5308. Ewing NJ CVS, L.L.C.
5309. Exchange Place CVS, Inc.
5310. Exeter Square CVS, Inc.
5311. Express Pharmacy Services of FL, L.L.C.
5312. Express Pharmacy Services of MO, L.L.C.
5313. Express Pharmacy Services of PA, L.L.C.
5314. Fairfax CVS, Inc.
5315. Fairfax Main Street CVS, Inc.

- 5316. Fairfax Mall CVS, Inc.
- 5317. Fairfax Peoples, Inc.
- 5318. Fairfax Route 29 CVS, Inc.
- 5319. Fairfield CVS, Inc.
- 5320. Fairfield Plaza CVS, Inc.
- 5321. Fairfield Rt. 1 CVS, Inc.
- 5322. Fairhaven CVS, Inc.
- 5323. Fairlane CVS, Inc.
- 5324. Fairlane Village Mall CVS, Inc.
- 5325. Fairmont Pasadena CVS, L.P.
- 5326. Fairmount CVS Store, Inc.
- 5327. Fairview CVS, Inc.
- 5328. Fairview Township CVS, Inc.
- 5329. Fall River Retailer, Inc.
- 5330. Fall River-President CVS, Inc.
- 5331. Fallbrook Houston CVS, L.P.
- 5332. Falls Church CVS, Inc.
- 5333. Falls of Neuse CVS, Inc.
- 5334. Falls Road CVS, Inc.
- 5335. Falmouth CVS, Inc.
- 5336. Falmouth Ferry CVS, Inc.
- 5337. Falmouth Mall CVS, Inc.
- 5338. Falmouth Plaza CVS, Inc.
- 5339. Family Health Plan (FHP), Inc.
- 5340. Family Health Plan Corporation
- 5341. Farmingdale CVS, Inc.
- 5342. Farmington Ave. CVS, Inc.
- 5343. Farmington CVS, Inc.
- 5344. Farmington Holdings, Inc.
- 5345. Farmington Plaza CVS, Inc.
- 5346. Farmingville CVS Store, Inc.
- 5347. Fashion Square CVS, Inc.
- 5348. FDG C41 AR Texarkana LLC
- 5349. FEASIBLE ALTERNATIVES  
LIMITED
- 5350. Feasterville CVS, Inc.
- 5351. Federal Highway ProCare  
Pharmacy, Inc.
- 5352. Fenton Avenue CVS, L.L.C.
- 5353. Ferrara & Orlando Nurse  
Practitioners-Family Health P.C.
- 5354. Ferrara Nurse Practitioner-Family  
Health, P.C.
- 5355. FHP Health Plan, Inc.
- 5356. Fifth Avenue Chess King, Inc.
- 5357. Fingerlakes CVS Store, Inc.
- 5358. Firestone Blvd CVS, L.L.C.
- 5359. First Avenue ProCare Pharmacy,  
L.L.C.
- 5360. First Choice of the Midwest LLC
- 5361. First Choice of the Midwest, Inc.
- 5362. First Colony CVS, L.P.
- 5363. First Financial Planner Services,  
Inc.
- 5364. First Health Group Corp.
- 5365. First Health Life & Health  
Insurance Company
- 5366. First Health Strategies, Inc.
- 5367. First Script Network Services, Inc.
- 5368. Fish Lake Maple Grove CVS,  
L.L.C.
- 5369. Fishkill CVS, Inc.
- 5370. Fitchburg PharmaCare Pharmacy,  
Inc.
- 5371. Fitchburg Retailer, Inc.
- 5372. Flagler 87th Miami CVS, L.L.C.
- 5373. Flagstone Church, LLC
- 5374. Flamingo Jones NV CVS, L.L.C.
- 5375. Flamingo Road CVS, L.L.C.
- 5376. Flatbush Avenue CVS, Inc.
- 5377. Flatbush Brooklyn CVS, L.L.C.
- 5378. Flatlands CVS, L.L.C.
- 5379. Flatwoods CVS, Inc.
- 5380. Fleetwood CVS Store, Inc.
- 5381. Flemington CVS, L.L.C.
- 5382. Flemington NJ CVS, L.L.C.
- 5383. Flora Midwest, L.L.C.
- 5384. Floral Jericho CVS, L.L.C.
- 5385. Florence CVS, Inc.
- 5386. Florence NJ CVS, Inc.
- 5387. Florham Park CVS, Inc.
- 5388. Florida Collaborative for Health  
Care Quality, LLC
- 5389. Florida CVS Pharmacy, L.L.C.
- 5390. Florida Health Plan Administrators,  
LLC

5391. Flower Mound CVS, L.P.
5392. Flushing CVS, Inc.
5393. FM 1960 Houston CVS, L.P.
5394. FM 359 TX CVS, L.L.C.
5395. FM 518 League City CVS, L.P.
5396. FM 529 Houston CVS, L.P.
5397. FOCUS Healthcare Management Associates, Inc.
5398. FOCUS HealthCare Management, Inc.
5399. Folsom CVS, Inc.
5400. Fontana Sierra CVS, L.L.C.
5401. Foothill La Verne CVS, Inc.
5402. Foothill Ranch CVS, Inc.
5403. Forbes Avenue CVS, Inc.
5404. Forest Drive CVS, Inc.
5405. Forest Hill MD CVS, L.L.C.
5406. Forest Hills CVS, Inc.
5407. Forest Hills NY CVS, L.L.C.
5408. Forest Hills Peoples, Inc.
5409. Forest Lane Dallas CVS, L.P.
5410. Forest Park CVS, Inc.
5411. Forest Park IL CVS, L.L.C.
5412. Forks Township CVS, Inc.
5413. Formerly Broad Axe CVS, Inc.
5414. Formerly Peoples Drug Stores, Inc
5415. Fort Foote CVS, Inc.
5416. Fort Lee Palisades CVS, Inc.
5417. Fort Mill SC CVS, Inc.
5418. Fort Pierce CVS, L.L.C.
5419. Fort Worth ProCare Pharmacy, Inc.
5420. Foster Nagle CVS, L.L.C.
5421. Foster Street CVS, Inc.
5422. Foundation Health Plan of San Bernardino, Incorporated
5423. Foundation Health, A Florida Health Plan, Inc.
5424. Foundation Health, An Alabama Health Plan, Inc.
5425. Fowler Tampa CVS, Inc.
5426. Fox Run CVS, Inc.
5427. Foxboro CVS, Inc.
5428. Foxon East Haven CVS, Inc.
5429. FPS of Connecticut, Inc.
5430. Fracisquito Sunset CVS, Inc.
5431. Framingham Concord CVS, Inc.
5432. Framingham CVS, Inc.
5433. Framingham Water St. CVS, Inc.
5434. Framingham Worcester CVS, Inc.
5435. Franconia Road CVS, Inc.
5436. Frankford Avenue CVS, Inc.
5437. Frankfort CVS, Inc.
5438. Franklin Avenue CVS, Inc.
5439. Franklin Central CVS, Inc.
5440. Franklin Mahwah CVS, L.L.C.
5441. Franklin Retailer, Inc.
5442. Franklin TN CVS, Inc.
5443. Franklin W. Central St. CVS, Inc.
5444. Fraser Garfield CVS, L.L.C.
5445. Frederick CVS, Inc.
5446. Freehold NJ CVS, L.L.C.
5447. Freeport Long Beach CVS, L.L.C.
5448. Fridley MN CVS, L.L.C.
5449. Friendly Hills Healthcare Network, Inc.
5450. Fries Mill CVS, Inc.
5451. Front Street CVS, Inc.
5452. Frontier Community Health Plans, Inc.
5453. Ft. Lauderdale CVS, Inc.
5454. Ft. Myers CVS, L.L.C.
5455. Fullerton CVS, Inc.
5456. Futrix Inc.
5457. Futrix Limited
5458. G Street CVS, Inc.
5459. Gahanna OH CVS, Inc.
5460. Gainesville CVS, Inc.
5461. Gainesville FL CVS, L.L.C.
5462. Gaithersburg Mall CVS, Inc.
5463. Gaithersburg, MD Bob's, Inc.
5464. Gallivan CVS, Inc.
5465. Galloway CVS, Inc.
5466. Gandy CVS, Inc.
5467. Garden City CVS, Inc.
5468. Garden Grove CVS, Inc.
5469. Garden State HMO

- 5470. Gardner CVS, Inc.
- 5471. Garfield Beach CVS, L.L.C.
- 5472. Garfield CVS, Inc.
- 5473. Garland CVS, L.P.
- 5474. Garson Culver CVS, Inc.
- 5475. Garth Baytown CVS, L.P.
- 5476. Garwood Chestnut CVS, Inc.
- 5477. Gastonia CVS, Inc.
- 5478. Gate City CVS, Inc.
- 5479. Gatti LTC Services, Inc.
- 5480. Generation Health, L.L.C.
- 5481. Genesis Health Services Corp.
- 5482. Genesis Health Ventures, Inc.
- 5483. Geneva Carol CVS, L.L.C.
- 5484. Geneva Clinton Stores, Inc.
- 5485. Geneva Woods Health Services, LLC
- 5486. Geneva Woods LTC Pharmacy, LLC
- 5487. Geneva Woods Management, LLC
- 5488. Geneva Woods Pharmacy Alaska, LLC
- 5489. Geneva Woods Pharmacy Washington, LLC
- 5490. Geneva Woods Pharmacy Wyoming, LLC
- 5491. Geneva Woods Pharmacy, Inc.
- 5492. Geneva Woods Pharmacy, LLC
- 5493. Geneva Woods Retail Pharmacy, LLC
- 5494. Genito Midlothian CVS, Inc.
- 5495. GenPlus Managed Care, Inc.
- 5496. George Safran, M.D., P.C.
- 5497. Georgetown CVS, Inc.
- 5498. Georgetown OH CVS, L.L.C.
- 5499. Georgia CVS Pharmacy, L.L.C.
- 5500. Georgia Health System, Inc.
- 5501. German Dobson CVS, L.L.C.
- 5502. Germantown Avenue CVS, Inc.
- 5503. Germantown MD CVS, L.L.C.
- 5504. Gessner Philippine Houston CVS, L.P.
- 5505. Gibbsboro NJ CVS, L.L.C.
- 5506. Gilbert AZ CVS, L.L.C.
- 5507. Gilbert Guadalupe CVS, L.L.C.
- 5508. Gilbert Warner CVS, L.L.C.
- 5509. Gilbertsville CVS, Inc.
- 5510. Girard Avenue ProCare Pharmacy, Inc.
- 5511. Gladiolus Ft. Myers CVS, L.L.C.
- 5512. Glastonbury CVS, Inc.
- 5513. Glebe Road CVS, Inc.
- 5514. Glebe Road Peoples, Inc.
- 5515. Glen Allen CVS, Inc.
- 5516. Glen Burnie MD CVS, L.L.C.
- 5517. Glen Ellyn IL CVS, L.L.C.
- 5518. Glen Oaks CVS, L.L.C.
- 5519. Glendale Avenue CVS, L.P.
- 5520. Glendale CVS, L.L.C.
- 5521. Glendale Galleria CVS, Inc.
- 5522. Glendale Heights CVS, L.L.C.
- 5523. Glendale NY CVS, L.L.C.
- 5524. Glendora Foothill CVS, Inc.
- 5525. Glenriddle CVS, Inc.
- 5526. Glenview CVS, L.L.C.
- 5527. Glenwood Avenue CVS, Inc.
- 5528. Global Claim Services, L.C.
- 5529. Gloucester Downtown CVS, Inc.
- 5530. Gloucester Retailer, Inc.
- 5531. Gloucester-Erial CVS, Inc.
- 5532. Godfrey Avenue CVS, Inc.
- 5533. Godshall Franconia CVS, Inc.
- 5534. Gold Star Blvd. PharmaCare Pharmacy, Inc.
- 5535. Golden West CVS, Inc.
- 5536. Goldenrod CVS, Inc.
- 5537. Goodhealth Worldwide (Americas) Limited
- 5538. Goodhealth Worldwide (Asia Pacific) Limited
- 5539. Goodhealth Worldwide (Asia Pacific) Ltd.
- 5540. Goodhealth Worldwide (Asia) Limited
- 5541. Goodhealth Worldwide (Bermuda) Limited

5542. Goodhealth Worldwide (Europe) Limited
5543. Goodhealth Worldwide (Global) Limited
5544. Goodhealth Worldwide (Middle East) LLC
5545. Goodhealth Worldwide (Shanghai) Limited
5546. Goodhealth Worldwide Administrators Inc.
5547. Goodhealth Worldwide Limited
5548. Goodhealth Worldwide Management FZ-LLC
5549. Goodlette Naples CVS, L.L.C.
5550. Goodwin Park CVS, Inc.
5551. Goodyear CVS, LLC
5552. Gordon's Corner CVS, Inc.
5553. Goshen Village CVS, Inc.
5554. Governors Boulevard CVS, Inc.
5555. Grafton CVS, Inc.
5556. Grafton Street CVS, Inc.
5557. Graham Charlotte CVS, Inc.
5558. Granby CVS, Inc.
5559. Grand Baldwin CVS, Inc.
5560. Grand Bay CVS, Inc.
5561. Grand Covina CVS, Inc.
5562. Grand Prairie CVS, L.P.
5563. Grand River CVS, Inc.
5564. Grand Schaefer CVS, Inc.
5565. Grand St. Paul CVS, L.L.C.
5566. Grand Street CVS, L.L.C.
5567. Grandview Healthcare, Inc.
5568. Grandview Healthcare, LLC
5569. Grandview Pharmacy, Inc.
5570. Grandview Pharmacy, LLC
5571. Granite Run CVS, Inc.
5572. Granite Street CVS, Inc.
5573. Grapevine CVS, L.P.
5574. Gratiot CVS, Inc.
5575. Gray Houston CVS, L.P.
5576. Gray's Southgate, Inc.
5577. Grayson GA CVS, Inc.
5578. Great Valley CVS, Inc.
5579. Greece Clinton Paine, Inc.
5580. Greece CVS, Inc.
5581. Greece Towne CVS, Inc.
5582. Green Hills Plaza CVS, Inc.
5583. Greenacres CVS, Inc.
5584. Greenbelt CVS, Inc.
5585. Greenbelt-Cherrywood CVS, Inc.
5586. Greenbriar Houston CVS, L.P.
5587. Greencastle PA CVS, Inc.
5588. Greendale Mall CVS, Inc.
5589. Greenfield Federal CVS, Inc.
5590. Greenfield-Cherry Rum CVS, Inc.
5591. Greenlawn CVS, Inc.
5592. Greensboro GA CVS, Inc.
5593. Greenville CVS, Inc.
5594. Greenway Surprise CVS, L.L.C.
5595. Greenwich 99 CVS, Inc.
5596. Greenwich CVS, Inc.
5597. Greenwood Lake CVS, L.L.C.
5598. Grosse Pointe Realty, L.L.C.
5599. Groton CVS, Inc.
5600. Group Dental Service of Maryland, Inc.
5601. Group Dental Service, Inc.
5602. Group Dental Services, Inc.
5603. Group Health Plan of Delaware, LLC
5604. Group Health Plan, Inc.
5605. Grove City CVS, Inc.
5606. Guilford CVS, Inc.
5607. Gun Hill Road CVS, L.L.C.
5608. Gurnee CVS, L.L.C.
5609. Gwinnett CVS, Inc.
5610. GWL (UK) Limited
5611. H.M.S.S., Inc.
5612. Hackensack CVS, L.L.C.
5613. Haddon Heights CVS, L.L.C.
5614. Hadley CVS, Inc.
5615. Hallandale FL CVS, L.L.C.
5616. Haltom City CVS, L.P.
5617. Hamburg Clinton Stores, Inc.
5618. Hamburg Turnpike CVS, Inc.
5619. Hamden Plaza CVS, Inc.

- 5620. Hamden Retailer, Inc.
- 5621. Hamden Whitney CVS, Inc.
- 5622. Hamilton CVS, Inc.
- 5623. Hamilton CVS, L.L.C.
- 5624. Hamilton Klockner CVS, Inc.
- 5625. Hamilton Parkway CVS, L.L.C.
- 5626. Hamilton Plaza CVS, Inc.
- 5627. Hamlin CVS, Inc.
- 5628. Hanover CVS, L.L.C.
- 5629. Hanover Mass. CVS, Inc.
- 5630. Hanover Park CVS, L.L.C.
- 5631. Hanover Shaw Plaza CVS, Inc.
- 5632. Hanover-Pembroke CVS, Inc.
- 5633. Hanson CVS, Inc.
- 5634. Harbor Mall CVS, Inc.
- 5635. Harbor Santa Ana CVS, L.P.
- 5636. Harborside CVS, Inc.
- 5637. Harbour Place CVS, Inc.
- 5638. Hard Columbus CVS, L.L.C.
- 5639. Hardscrabble CVS, Inc.
- 5640. Harlem Chicago CVS, L.L.C.
- 5641. Harleysville PA CVS, Inc.
- 5642. Harmon Las Vegas CVS, L.L.C.
- 5643. Harrisburg CVS, Inc.
- 5644. Harrisburg NC CVS, Inc.
- 5645. Harrison Bridge Road CVS, Inc.
- 5646. Harrison East Orange CVS, Inc.
- 5647. Harrison Township CVS, Inc.
- 5648. Hartford Blue Hills CVS, Inc.
- 5649. Hartford Main Street CVS, Inc.
- 5650. Harvard Square CVS, Inc.
- 5651. Harwich CVS, Inc.
- 5652. Harwichport Main Street CVS, Inc.
- 5653. Hatfield PA CVS, Inc.
- 5654. Haverford and City Line CVS, Inc.
- 5655. Haverford Avenue CVS, Inc.
- 5656. Haverhill CVS, Inc.
- 5657. Haverhill Lowell CVS, Inc.
- 5658. Havertown CVS, Inc.
- 5659. Haw Creek Circle CVS, Inc.
- 5660. Hawaiian Gardens CVS, Inc.
- 5661. Hawley CVS, Inc.
- 5662. Hawthorne CVS, Inc.
- 5663. Haymarket VA CVS, Inc.
- 5664. Hazel Crest CVS, L.L.C.
- 5665. Hazlet CVS, Inc.
- 5666. Hazleton CVS, Inc.
- 5667. Hazleton Plaza CVS Inc.
- 5668. HCP Acquisition Sub, LLC
- 5669. Heacock Moreno CVS, L.L.C.
- 5670. Health America Corporation of Pennsylvania, Inc.
- 5671. Health and Human Resource Center
- 5672. Health and Human Resource Center Medical Group, Inc.
- 5673. Health and Human Resource Center, Inc.
- 5674. Health Care Management Co. Ltd.
- 5675. Health Care USA of Tennessee, Inc
- 5676. Health Cost Consultants, Inc.
- 5677. Health Data & Management Solutions, Inc.
- 5678. Health Integration Strategies, L.P.
- 5679. Health Integration, Inc.
- 5680. Health Maintenance Organization of New Jersey, Inc.
- 5681. Health Mart, Inc.
- 5682. Health Re, Inc.
- 5683. Healthagen International Limited
- 5684. Healthagen LLC
- 5685. HealthAmerica Pennsylvania, Inc.
- 5686. HealthAssurance Financial Services, Inc.
- 5687. HealthAssurance Pennsylvania, Inc.
- 5688. HealthCare America Plans, Inc.
- 5689. HealthCare USA of Missouri L.L.C.
- 5690. HealthInfusion, Inc.
- 5691. Healthmart, Inc.
- 5692. Healthmaster, Inc.
- 5693. HealthPASS, Inc.
- 5694. HealthPlus, Inc.
- 5695. HealthWays of New York, Inc.
- 5696. Heartland Healthcare Services, LLC
- 5697. Heartland Pharmacy of Illinois LLC
- 5698. Heartland Pharmacy of Maryland, LLC

- 5699. Heartland Pharmacy of PA, LLC
- 5700. Heartland Repack Services LLC
- 5701. Hebron CT CVS, Inc.
- 5702. Hebron Parkway CVS, L.P.
- 5703. Hedges Pond CVS, Inc.
- 5704. Hellertown CVS, Inc.
- 5705. Hempstead Avenue CVS, Inc.
- 5706. Hempstead NY CVS, L.L.C.
- 5707. Henderson CVS, L.L.C.
- 5708. Henderson Horizon CVS, L.L.C.
- 5709. Henderson Road CVS, Inc.
- 5710. Hennepin Avenue CVS, L.L.C.
- 5711. Henry Philadelphia CVS, Inc.
- 5712. Henry Street CVS, L.L.C.
- 5713. Henrydale CVS, Inc.
- 5714. Hermosa Beach CVS, Inc.
- 5715. Hewlett CVS, Inc.
- 5716. HHPF, Inc.
- 5717. HHRC, Inc.
- 5718. Hialeah CVS, L.L.C.
- 5719. Hialeah West 49th CVS, L.L.C.
- 5720. Hick Hwy CVS, Inc.
- 5721. Hickory CVS, Inc.
- 5722. Hickory Hills IL CVS, L.L.C.
- 5723. High House Road CVS, Inc.
- 5724. High Ridge Road CVS, Inc.
- 5725. High Street CVS, Inc.
- 5726. Highland Avenue CVS, Inc.
- 5727. Highland Center CVS, Inc.
- 5728. Highland Cheshire CVS, Inc.
- 5729. Highland Leasing Corporation
- 5730. Highland Market CVS, Inc.
- 5731. Highland Park CVS, L.L.C.
- 5732. Highlander Plaza CVS, Inc.
- 5733. Highway 14 SC CVS, Inc.
- 5734. Highway 17 Mt. Pleasant CVS, Inc.
- 5735. Highway 19 Palm Harbor CVS, L.L.C.
- 5736. Highway 92 CVS, Inc.
- 5737. Highway 98 CVS, Inc.
- 5738. Highway Charlotte CVS, Inc.
- 5739. Highway Stockbridge CVS, Inc.
- 5740. Hillcrest Frisco CVS, L.P.
- 5741. Hillcroft Houston CVS, L.P.
- 5742. Hilliard Darby CVS, Inc.
- 5743. Hilliard Park Mill CVS, Inc.
- 5744. Hillsboro Road CVS, L.L.C.
- 5745. Hillsborough Avenue CVS, L.L.C.
- 5746. Hillsborough CVS, Inc.
- 5747. Hillside Amarillo TX CVS, L.L.C.
- 5748. Hillside Avenue CVS, L.L.C.
- 5749. Hillside CVS, Inc.
- 5750. Hillside IL CVS, L.L.C.
- 5751. Hilltop Air Corporation
- 5752. Hilltown PA CVS, Inc.
- 5753. Hingham CVS, Inc.
- 5754. HIP Health Plan of Florida, Inc.
- 5755. HMIS, Inc.
- 5756. HMO Of Greater New York, Inc.
- 5757. HMO of Iowa, Inc.
- 5758. HMO of New Jersey, Inc.
- 5759. HMS Colorado, Inc.
- 5760. HMS Healthcare, Inc.
- 5761. Hoadley Rd CVS, Inc.
- 5762. Hokes Bluff CVS, Inc.
- 5763. Holbrook CVS, Inc.
- 5764. Holcomb CVS, Inc.
- 5765. Holden Common CVS, Inc.
- 5766. Holden PharmaCare Pharmacy, Inc.
- 5767. Holiday CVS, L.L.C.
- 5768. Holiday Hwy 19 CVS, L.L.C.
- 5769. Holliston CVS, Inc.
- 5770. Holly Springs CVS, Inc.
- 5771. Holyoke CVS, Inc.
- 5772. Holyoke Mall CVS, Inc.
- 5773. Holyoke South Street CVS, Inc.
- 5774. Home Care Pharmacy, LLC
- 5775. Home Pharmacy Services, LLC
- 5776. Homestead 312th FL CVS, L.L.C.
- 5777. Homestead CVS, L.L.C.
- 5778. Homeward Pharmacy, LLC
- 5779. Hook Drugs, Inc. of Michigan
- 5780. Hooker Avenue CVS, Inc.
- 5781. Hookset CVS, Inc.
- 5782. Hook-SuperRx Funding Corp.
- 5783. Hook-SuperRx, Inc.



5784. Hook-SupeRx, L.L.C.
5785. Hooper Road CVS, Inc.
5786. Hope Mills CVS, Inc.
5787. Hopewell CVS, Inc.
5788. Hopkins CVS, L.L.C.
5789. Horatio Orlando CVS, Inc.
5790. Horizon Behavioral Services, LLC
5791. Horsham CVS, Inc.
5792. Hospital CVS, Inc.
5793. Hospitality Holdings, Inc.
5794. Houston Main Elgin CVS, L.P.
5795. Houston ProCare Pharmacy, Inc.
5796. Houston TX CVS, L.P.
5797. Howell CVS, L.L.C.
5798. Hubbard Sylmar CVS, L.P.
5799. Hudson CVS, Inc.
5800. Hudson N.H. CVS, Inc.
5801. Huffmeister CVS, L.P.
5802. Humble CVS, L.P.
5803. Hunt Valley CVS, Inc.
5804. Huntersville NC CVS, Inc.
5805. Hunting Park CVS, Inc.
5806. Huntingdon Valley CVS, Inc.
5807. Huntington Beach CVS, Inc.
5808. Huntington Center CVS, Inc.
5809. Huntington CVS, Inc.
5810. Huntington Drive CVS, Inc.
5811. Huntington Station CVS, Inc.
5812. Huntington WV CVS, Inc.
5813. Huntsville AL CVS, Inc.
5814. Huntsville Moores Mill CVS, Inc.
5815. Huntsville Whitesburg CVS, Inc.
5816. Hurley MS CVS, Inc.
5817. Hurricane WV CVS, Inc.
5818. Hurst CVS, L.P.
5819. Hwy 544 MB CVS, Inc.
5820. Hyannis CVS, Inc.
5821. Hyannis Main Street CVS, Inc.
5822. Hyattsville CVS, Inc.
5823. Hyde Park Avenue CVS, Inc.
5824. Hytree Pharmacy, Inc.
5825. I.g.G. of America, Inc.
5826. I.g.G. of America, LLC
5827. Idaho CVS Pharmacy, L.L.C.
5828. IHS Acquisition XXX, Inc.
5829. IlliniCare Health Plan, Inc.
5830. Imperial CVS, Inc.
5831. Independence MI CVS, L.L.C.
5832. Independence Plano CVS, L.P.
5833. Independent Investments, Inc.
5834. Indian 59th Phoenix CVS, L.L.C.
5835. Indian Health Organisation Private Limited
5836. Indian School Phoenix CVS, L.L.C.
5837. Indian Trail CVS, Inc.
5838. Indiana CVS, Inc.
5839. Informed Health, LLC.
5840. Ingleside CVS, Inc.
5841. Inland Health Plan
5842. Inman Edison CVS, L.L.C.
5843. Inner Loop Georgetown CVS, L.L.C.
5844. Innovation Health Holdings, LLC
5845. Innovation Health Insurance Company
5846. Innovation Health Plan, Inc.
5847. Innovative Worldwide Distributors (HK) Limited
5848. Institutional Health Care Services LP
5849. Institutional Health Care Services, LLC
5850. Integrated Pharmacy Solutions, Inc.
5851. InterGlobal Holdco Limited
5852. InterGlobal Insurance Company Limited
5853. InterGlobal Japan Corporation Limited
5854. InterGlobal Limited
5855. Interlock Pharmacy Systems, LLC
5856. Iowa CVS Pharmacy, L.L.C.
5857. Ironbound CVS Urban Renewal, L.L.C.
5858. Irvine CA CVS, L.P.
5859. Irving CVS, L.P.
5860. Irving Park CVS, L.L.C.

5861. Irving Streamwood CVS, L.L.C.
5862. Irving Street CVS, Inc.
5863. Island Avenue CVS, Inc.
5864. Islington CVS, Inc.
5865. Ithaca CVS Store, Inc.
5866. iTriage, LLC
5867. Ives Dairy Miami CVS, L.L.C.
5868. Ivyland CVS, Inc.
5869. Ivyland PA CVS, Inc.
5870. J.F.K. Street CVS, Inc.
5871. Jacksboro Highway CVS, L.P.
5872. Jackson Heights CVS, L.L.C.
5873. Jackson NJ CVS, Inc.
5874. Jackson North West CVS, Inc.
5875. Jackson Square CVS, Inc.
5876. Jacksonville CVS, L.L.C.
5877. Jaguar Merger Subsidiary, Inc.
5878. Jamaica CVS, L.L.C.
5879. Jamaica Plain CVS, Inc.
5880. Jamesburg CVS, L.L.C.
5881. JEC Facilities Funding II, Inc.
5882. JEC Funding, Inc.
5883. JEC Funding, LLC
5884. Jefferson CVS, Inc
5885. Jefferson Havens Corner CVS, Inc.
5886. Jefferson Woodbridge CVS, Inc.
5887. Jenkintown CVS, Inc.
5888. Jennersville CVS, Inc.
5889. Jericho Huntington CVS, L.L.C.
5890. Jericho Turnpike CVS, Inc.
5891. Jersey Shore PA CVS, Inc.
5892. Jessup Deptford CVS, L.L.C.
5893. Jewel Ventures Fund GP, LLC
5894. Jewel Ventures Fund, LP
5895. Jewel Ventures Management, LLC
5896. JHC Acquisition LLC
5897. JOCUS LIMITED
5898. Jog Boynton Beach CVS, L.L.C.
5899. Jog Road CVS, L.L.C.
5900. Johnson Hollywood CVS, Inc.
5901. Johnston Centre CVS, Inc.
5902. Joliet CVS, L.L.C.
5903. Jones Hill CVS, Inc.
5904. Jonesboro CVS, Inc.
5905. Josey Carrollton CVS, L.P.
5906. Joy Lake Rd. CVS, Inc.
5907. JRT Investment, Inc.
5908. Jumpers Hole CVS, Inc.
5909. K HOME THERAPEUTICS, INC.
5910. K Street CVS, Inc.
5911. K Street Peoples, Inc.
5912. Kankakee IL CVS, L.L.C.
5913. Kannapolis CVS, Inc.
5914. Kansas CVS Pharmacy, L.L.C.
5915. Kearny CVS, Inc.
5916. Kedzie 59th CVS, L.L.C.
5917. Keene Key CVS, Inc.
5918. Keller CVS, L.P.
5919. Kendall Miami CVS, L.L.C.
5920. Kenmore Retailer, Inc.
5921. Kenmore Village CVS, Inc.
5922. Kennedy Tampa CVS, L.L.C.
5923. Kennesaw CVS, Inc.
5924. Kennesaw Due West CVS, Inc.
5925. Kennett Square CVS, Inc.
5926. Kensington CVS, Inc.
5927. Kentucky CVS Pharmacy, L.L.C.
5928. Kentwood CVS, Inc.
5929. Kern Home Health Resources d/b/a  
Coram Healthcare
5930. Key Biscayne CVS, Inc.
5931. Keyser CVS, L.L.C.
5932. Keystone Street CVS, Inc.
5933. Kildeer CVS, L.L.C.
5934. Kimberly J. Henderson, M.D., P.C.
5935. Kimberton Nutt CVS, Inc.
5936. King Cherry CVS, Inc.
5937. King Drug Company
5938. King of Prussia CVS, Inc.
5939. King Street CVS, Inc.
5940. Kings Crossing CVS, Inc.
5941. Kings Grant CVS, Inc.
5942. Kings Highway CVS, Inc.
5943. Kingsbury Square CVS, Inc.
5944. Kingsland Katy CVS, L.P.
5945. Kingston Emporium CVS, Inc.

5946. Kingston Market CVS, Inc.
5947. Kingston Road CVS, Inc.
5948. Kingsway Plaza CVS, Inc.
5949. Kingwood CVS, L.P.
5950. Kirby Houston CVS, L.P.
5951. Kirby Pearland CVS, L.P.
5952. Kisco East Main CVS, L.L.C.
5953. Kissimmee CVS, Inc.
5954. Knox Abbott Road CVS, Inc.
5955. Knoxville Emory CVS, Inc.
5956. Kostner Chicago CVS, L.L.C.
5957. Kraemer CA CVS, L.L.C.
5958. Krocks Road CVS, Inc.
5959. L Street CVS, Inc.
5960. L.F. Hamlin, Inc.
5961. La Cienega LA CVS, L.P.
5962. La Cienega Square CVS, Inc.
5963. La Mirada CVS, Inc.
5964. La Palma CVS, Inc.
5965. La Quinta CVS, L.L.C.
5966. Ladera Ranch CA CVS, L.P.
5967. Lafayette CVS, Inc.
5968. LaGrange CVS, L.L.C.
5969. Laguna Hills CVS, Inc.
5970. Laguna Niguel CVS, Inc.
5971. Lahser CVS, Inc.
5972. Lake Charles Ryan CVS, Inc.
5973. Lake Danbury CVS, Inc.
5974. Lake Forest CVS, Inc.
5975. Lake Forest CVS, L.L.C.
5976. Lake Grove CVS, Inc.
5977. Lake in the Hills CVS, L.L.C.
5978. Lake Mead Civic CVS, L.L.C.
5979. Lake Mead Las Vegas CVS, L.L.C.
5980. Lake Pleasant Peoria CVS, L.L.C.
5981. Lake Street CVS, Inc.
5982. Lake Worth Greenacres CVS, L.L.C.
5983. Lakeview Ave. CVS, Inc.
5984. Lakeview Plaza CVS, Inc.
5985. Lakeview Square CVS, Inc.
5986. Lakeville MN CVS, L.L.C.
5987. Lakeway TX CVS, L.L.C.
5988. Lakewood CA CVS, L.L.C.
5989. Lakewood Square CVS, Inc.
5990. Lambertville NJ CVS, L.L.C.
5991. Lancaster 10th CVS, L.L.C.
5992. Lancaster CVS, Inc.
5993. Landis Avenue CVS, Inc.
5994. Landisville CVS, Inc.
5995. Landmark Center CVS, Inc.
5996. Landstar Orlando CVS, L.L.C.
5997. Lanesborough Berkshire Mall CVS, Inc.
5998. Langsam Health Services, LLC
5999. Langsam Medical Products, Inc.
6000. Lansdowne Avenue CVS, Inc.
6001. Lansing CVS, Inc.
6002. LaPalma Anaheim CVS, Inc.
6003. Largo ProCare Pharmacy, Inc.
6004. Las Vegas NV CVS, L.L.C.
6005. Las Vegas Riviera CVS, L.L.C.
6006. Laurel MD CVS, L.L.C.
6007. Laurens Road CVS, Inc.
6008. Lavista Road CVS, Inc.
6009. Lawndale CA CVS, L.L.C.
6010. Lawndale CVS, Inc.
6011. Lawrence Broadway CVS, Inc.
6012. Lawrence Chicago CVS, L.L.C.
6013. Lawrenceville CVS, Inc.
6014. LCPS Acquisition LLC
6015. LDG Property Company, Inc.
6016. LDG Property Company, LLC
6017. Leading Benefit Solutions, LLC
6018. League City CVS, L.P.
6019. Ledgewood NJ CVS, L.L.C.
6020. Lee Highway CVS, Inc.
6021. Lee Highway Peoples, Inc.
6022. Lee Vista Orlando CVS, L.L.C.
6023. Lehigh Street CVS, Inc.
6024. Lehigh Valley CVS, Inc.
6025. Lemec CVS, L.L.C.
6026. Lemmon Dallas CVS, L.P.
6027. Lemont CVS, L.L.C.
6028. Lenox Avenue CVS, L.L.C.
6029. Leominster CVS, Inc.

- 6030. Leominster Lancaster CVS, Inc.
- 6031. Leominster Main Street CVS, Inc.
- 6032. Leominster PharmaCare Pharmacy, Inc.
- 6033. Levittown PA CVS, Inc.
- 6034. Lewisville CVS, L.P.
- 6035. Lexington CVS, Inc.
- 6036. Lexington Sugar CVS, L.P.
- 6037. LHS Acquisition Sub, LLC
- 6038. Liberty Little Ferry CVS, L.L.C.
- 6039. Liberty Park CVS, Inc.
- 6040. Liberty Road CVS, Inc.
- 6041. Liberty Street CVS, Inc.
- 6042. Library Road CVS, Inc.
- 6043. Lighthouse Point CVS, L.L.C.
- 6044. Lilburn CVS, Inc.
- 6045. Lilburn Harmony Grove CVS, Inc.
- 6046. Lima PA CVS, Inc.
- 6047. Limerick CVS, Inc.
- 6048. Lincoln Corona CVS, Inc.
- 6049. Lincoln CVS, Inc.
- 6050. Lincoln Drive (Phil) CVS, Inc.
- 6051. Lincoln Harbor CVS, Inc.
- 6052. Lincoln Park CVS, L.L.C.
- 6053. Lincoln Street CVS, Inc.
- 6054. Lindbergh CVS, Inc.
- 6055. Linden Retailer, Inc.
- 6056. Linden Street CVS, Inc.
- 6057. Linden Wellesley CVS, Inc.
- 6058. Lindenhurst CVS, L.L.C.
- 6059. Linwood CVS, Inc.
- 6060. Lionville CVS, Inc.
- 6061. Litchfield Park CVS, L.L.C.
- 6062. Litchfield Rt. 202 CVS, Inc.
- 6063. Little York CVS, L.P.
- 6064. Littleton Road CVS, Inc.
- 6065. Livingston CVS, Inc.
- 6066. Livonia 6 Mile CVS, Inc.
- 6067. Lobdell Goodwood CVS, Inc.
- 6068. Lobos Acquisition, LLC
- 6069. Lockport Clinton Stores, Inc.
- 6070. Lockport CVS, L.L.C.
- 6071. Locust Philadelphia CVS, Inc.
- 6072. Lodi CVS, Inc.
- 6073. Loehmann's Plaza CVS, Inc.
- 6074. Lombard CVS, L.L.C.
- 6075. Lombard-Light Streets CVS, Inc.
- 6076. Lo-Med Prescription Services, LLC
- 6077. Lomita CVS, Inc.
- 6078. Lone Oak KY CVS, Inc.
- 6079. Lone Star Health Plan, Inc.
- 6080. Lonestar Holding Co.
- 6081. Long Beach Boulevard CVS, L.P.
- 6082. Long Beach CVS, Inc.
- 6083. Long Hill Road CVS, Inc.
- 6084. Long Island CVS Store, Inc.
- 6085. Long Shoals Road CVS, Inc.
- 6086. Longmeadow Massachusetts CVS, Inc.
- 6087. Longmeadow Street CVS, Inc.
- 6088. Longs Drug Stores California, Inc.
- 6089. Longs Drug Stores California, L.L.C.
- 6090. Longs Drug Stores Corporation
- 6091. Longs Drug Stores, Inc.
- 6092. Longs Drug Stores, L.L.C.
- 6093. Long-Term Care Pharmacy Alliance, LLC
- 6094. Longwood Avenue CVS, Inc.
- 6095. Longwood CVS, Inc.
- 6096. Looch Hwy. CVS, Inc.
- 6097. Loop 610 Westheimer CVS, L.P.
- 6098. Loris SC CVS, Inc.
- 6099. Los Alamitos CVS, L.P.
- 6100. Los Angeles ProCare Pharmacy, Inc.
- 6101. Louetta Elderidge CVS, L.P.
- 6102. Louisiana CVS Pharmacy, L.L.C.
- 6103. Louisville CVS, Inc.
- 6104. Lowell Bridge CVS, Inc.
- 6105. Lowell Discounter, Inc.
- 6106. Lowell Merrimack CVS, Inc.
- 6107. Lowell Retailer, Inc.
- 6108. Lower Azusa Rd CVS, L.L.C.
- 6109. Lower Buckeye Phoenix CVS, L.L.C.

- 6110. Lower Buckley Avondale CVS, L.L.C.
- 6111. Lower Makefield CVS, Inc.
- 6112. Loyalty Life Insurance Company
- 6113. Ludlow Acquisition Corp.
- 6114. Ludlow CVS, Inc.
- 6115. Luettgens Limited
- 6116. LV Boulevard CVS, L.L.C.
- 6117. Lyell Clinton Paine, Inc.
- 6118. Lynn Boston Street CVS, Inc.
- 6119. Lynngate-Massachusetts CVS, Inc.
- 6120. Lynnway Lynn CVS, Inc.
- 6121. Lyon Twp CVS, L.L.C.
- 6122. M Street CVS, Inc.
- 6123. M Street Peoples, Inc.
- 6124. M Street Washington CVS, Inc.
- 6125. Mableton GA CVS, Inc.
- 6126. Mableton Parkway CVS, Inc.
- 6127. MacArthur Boulevard CVS, Inc.
- 6128. Macedon Clinton Stores, Inc.
- 6129. Mack Drug Co. of New Jersey, Inc.
- 6130. Mack Drug Co. of New York, Inc.
- 6131. Mack Drug Co. of Pittsfield, Inc.
- 6132. Macomb Township CVS, L.L.C.
- 6133. Madera Royale CVS, Inc.
- 6134. Madison Centre CVS, Inc.
- 6135. Madison Chicago CVS, L.L.C.
- 6136. Madison CVS, Inc.
- 6137. Madison Heights John R CVS, Inc.
- 6138. Magnolia Anaheim CVS, L.P.
- 6139. Magnum Health Plan, Inc.
- 6140. Main Alden CVS, Inc.
- 6141. Main Annapolis CVS, L.L.C.
- 6142. Main Devon Bartlett CVS, L.L.C.
- 6143. Main Harvard CVS, Inc.
- 6144. Main Houston CVS, L.P.
- 6145. Main Jefferson CVS, L.L.C.
- 6146. Main McKinney CVS, L.P.
- 6147. Main Montgomery CVS, L.L.C.
- 6148. Main Street Athol CVS, Inc.
- 6149. Main Street North CVS, Inc.
- 6150. Main Street Pharmacy, L.L.C.
- 6151. Main Vineland CVS, L.L.C.
- 6152. Main Wayland CVS, Inc.
- 6153. Maine CVS Pharmacy, L.L.C.
- 6154. Maine Retailer, Inc.
- 6155. Maine-Bangor CVS, Inc.
- 6156. Maineville CVS, Inc.
- 6157. Malaga CVS, Inc.
- 6158. Malden Broadway CVS, Inc.
- 6159. Malden Square CVS, Inc.
- 6160. Male Wind Gap CVS, Inc.
- 6161. Mall of New Hampshire CVS, Inc.
- 6162. Managed Care Coordinators, Inc.
- 6163. Managed HealthCare, Inc.
- 6164. Managed Healthcare, LLC
- 6165. Management & Network Services, Inc.
- 6166. Management and Network Services, L.L.C.
- 6167. Manalapan CVS, Inc.
- 6168. Manassas CVS, Inc.
- 6169. Manatee Bradenton CVS, L.L.C.
- 6170. Manayunk Plaza CVS, Inc.
- 6171. Manchester (N.H.) CVS, Inc.
- 6172. Manchester CVS, Inc.
- 6173. Manchester North Main CVS, Inc.
- 6174. Manhattan CVS, Inc.
- 6175. Manomet Route 3a CVS, Inc.
- 6176. Manor Road CVS, Inc.
- 6177. Mansfield CVS, Inc.
- 6178. Mansfield Shopping Center CVS, Inc.
- 6179. Manton Avenue CVS, Inc.
- 6180. Mantua NJ CVS, L.L.C.
- 6181. Manville CVS, Inc.
- 6182. Maple Avenue CVS, Inc.
- 6183. Maple Avenue NJ CVS, Inc.
- 6184. Maple Glen CVS, Inc.
- 6185. Maple Grove MN CVS, L.L.C.
- 6186. Maplewood CVS, L.L.C.
- 6187. Marblehead CVS, Inc.
- 6188. Margate CVS, Inc.
- 6189. Marguerite Parkway CVS, Inc.
- 6190. Maricopa CVS, L.L.C.
- 6191. Marietta CVS, Inc.

- 6192. Marietta Piedmont CVS, Inc.
- 6193. Mark Steven CVS, Inc.
- 6194. Market Street CVS, Inc.
- 6195. Marlboro CVS, Inc.
- 6196. Marlboro Village Center CVS, Inc.
- 6197. Marlborough Mall CVS, Inc.
- 6198. Marley Station CVS, Inc.
- 6199. Marlton Crossing CVS, Inc.
- 6200. Marsh Carrollton CVS, L.P.
- 6201. Marshalls of Citrus Heights, CA., Inc.
- 6202. Marshalls of Skokie IL, Inc.
- 6203. MARSHALLS OF TEMPE, AZ., INC.
- 6204. Marshfield Ocean CVS, Inc.
- 6205. Marshfield Webster CVS, Inc.
- 6206. Martin Health Services, Inc.
- 6207. Martin Health Services, LLC
- 6208. Mary Street CVS, Inc.
- 6209. Maryland CVS Pharmacy, L.L.C.
- 6210. Maryland Parkway CVS, L.L.C.
- 6211. Maryland St. Paul CVS, L.L.C.
- 6212. Mashpee CVS, Inc.
- 6213. Mason CVS, Inc.
- 6214. Maspeth NY CVS, L.L.C.
- 6215. Mass. Ave. and Alwife Brook CVS, Inc.
- 6216. Mass. Ave. CVS, Inc.
- 6217. Massachusetts Avenue CVS, L.L.C.
- 6218. Massachusetts CVS Pharmacy, Inc.
- 6219. Massachusetts CVS Pharmacy, L.L.C.
- 6220. Massapequa CVS, Inc.
- 6221. Mattapan MA CVS, Inc.
- 6222. Matthews CVS, Inc.
- 6223. Mattituck CVS, L.L.C.
- 6224. Mattydale Clinton Stores, Inc.
- 6225. MaxiCare/HealthAmerica Pennsylvania, Inc.
- 6226. Maxwell & Tennyson, Inc.
- 6227. May Street PharmaCare Pharmacy, Inc.
- 6228. Mayfield Collins CVS, L.P.
- 6229. Mayfield CVS, Inc.
- 6230. Maynard CVS, Inc.
- 6231. MC Diagnostic of Connecticut, P.C.
- 6232. MC RETAIL CORP.
- 6233. McCalla CVS, Inc.
- 6234. McDowell Phoenix CVS, L.L.C.
- 6235. McKeesport CVS, Inc.
- 6236. McKinney CVS, L.P.
- 6237. McNab Tamarac CVS, L.L.C.
- 6238. McNair Farms CVS, Inc.
- 6239. Mead Clinton Paine, Inc.
- 6240. Meadow Glen CVS, Inc.
- 6241. Meadowbrook Newark CVS, Inc.
- 6242. Meadville Clinton Stores, Inc.
- 6243. Med Southwest, Inc.
- 6244. Med World Acquisition Corp.
- 6245. Med World Acquisition, LLC
- 6246. Medco Discount Prescription Center, Inc.
- 6247. Medfield CVS, Inc.
- 6248. Medford Downtown CVS, Inc.
- 6249. Medford High CVS, Inc.
- 6250. Medford Retailer, Inc.
- 6251. Medford-Malden CVS, Inc.
- 6252. Media 452 CVS, Inc.
- 6253. Media CVS, Inc.
- 6254. Medical Arts Health Care, Inc.
- 6255. Medical Arts Health Care, LLC
- 6256. Medical Arts Pharmacy, Inc.
- 6257. Medical Center Pharmacies, Inc.
- 6258. Medical Examinations of New York, P.C.
- 6259. Medicare Drug Stores, Inc.
- 6260. Medicity LLC
- 6261. Medicity, Inc.
- 6262. Medisav, Inc.
- 6263. MedPartners Acquisition
- 6264. MedPartners Aviation, Inc.
- 6265. MedPartners Physician Services, Inc.
- 6266. MedPartners Professional Management Corporation
- 6267. MedPartners, Inc.

- 6268. MedPartners/Mullikin, Inc.
- 6269. MedPartners/Talbert Medical Management Corporation
- 6270. Medway CVS, Inc.
- 6271. Meeting House Road CVS, Inc.
- 6272. Melrose CVS, Inc.
- 6273. Melrose Park CVS, L.L.C.
- 6274. Melville Equipment Leasing Corp.
- 6275. Melville Realty Company, Inc.
- 6276. Melville Realty Management Corporation
- 6277. MemberHealth LLC
- 6278. Menifee Meadows Office Park Association
- 6279. Menlo Park CVS, Inc.
- 6280. Mental Health Associates, Inc.
- 6281. Mental Health Associates, Inc. of Louisiana, Inc.
- 6282. Mental Health Network of New York IPA, Inc.
- 6283. Merchant Plaza CVS, Inc.
- 6284. Merger LLC D, L.L.C.
- 6285. Meridan West Main CVS, Inc.
- 6286. Meriden CVS, Inc.
- 6287. Meriden Parkade CVS, Inc.
- 6288. Meriden Road CVS, Inc.
- 6289. Meridianville CVS, Inc.
- 6290. Meritain Health Group, Inc.
- 6291. Meritain Health, Inc.
- 6292. Merlen Drug CVS, Inc.
- 6293. Merrick CVS, Inc.
- 6294. Merrill University CVS, L.L.C.
- 6295. Merrimack Street CVS, Inc.
- 6296. Merritt Island CVS, L.L.C.
- 6297. Merwin IV & Specialty Pharmacy, LLC
- 6298. Merwin Long Term Care, Inc.
- 6299. Merwin Long Term Care, LLC
- 6300. Merwin Rx-Compounding Pharmacy, LLC
- 6301. Mesa Brown CVS, L.L.C.
- 6302. Mesquite CVS, L.P.
- 6303. Methuen Broadway CVS, Inc.
- 6304. Methuen CVS, Inc.
- 6305. Methuen Haverhill CVS, Inc.
- 6306. Methuen Swan CVS, Inc.
- 6307. MetraComp, Inc.
- 6308. Metro Boston CVS, Inc.
- 6309. MHHP Acquisition Company LLC
- 6310. MHNet Life and Health Insurance Company
- 6311. MHNet of Florida, Inc.
- 6312. MHNet Specialty Services, LLC
- 6313. Miami 147th CVS, L.L.C.
- 6314. Miami 2nd Avenue CVS, Inc.
- 6315. Miami 8th CVS, L.L.C.
- 6316. Miami Flagler CVS, Inc.
- 6317. Michigan Chicago CVS, L.L.C.
- 6318. Michigan CVS, Inc.
- 6319. Mid Cities Boulevard CVS, L.P.
- 6320. Middle River CVS, Inc.
- 6321. Middle Smithfield Township CVS, Inc.
- 6322. Middleboro CVS, Inc.
- 6323. Middlesex Lowell CVS, Inc.
- 6324. Middlesex-Mass. CVS, Inc.
- 6325. Middletown CVS, Inc.
- 6326. Middletown Township CVS, Inc.
- 6327. Middletown Washington CVS, Inc.
- 6328. Midland Clinton Stores, Inc.
- 6329. Midland Retailer, Inc.
- 6330. Midport Port St. Lucie CVS, L.L.C.
- 6331. Milford Broad St. CVS, Inc.
- 6332. Milford CVS, Inc.
- 6333. Milford PharmaCare Pharmacy, Inc.
- 6334. Milford Plaza CVS, Inc.
- 6335. Milford Square CVS, Inc.
- 6336. Military Trail CVS, Inc.
- 6337. Millbourne CVS, Inc.
- 6338. Millbury CVS, Inc.
- 6339. Millbury PharmaCare Pharmacy, Inc.
- 6340. Millcreek CVS, Inc.
- 6341. Miller Place CVS, L.L.C.
- 6342. Millis CVS, Inc.
- 6343. Mills Ave SEC CVS, L.L.C.

- 6344. Millville CVS, Inc.
- 6345. Milton Market Place CVS, Inc.
- 6346. Milwaukee Chicago CVS, L.L.C.
- 6347. Mineola Jericho CVS, Inc.
- 6348. Mineral Spring Ave. CVS, Inc.
- 6349. Minnesota CVS Pharmacy, L.L.C.
- 6350. Minor Health Enterprise Co, Ltd.
- 6351. Mint Hill CVS, Inc.
- 6352. Minute Clinic Diagnostic of North Carolina, P.C.
- 6353. MinuteClinic Diagnostic Medical Group of California, Inc.
- 6354. MinuteClinic Diagnostic Medical Group of Orange County, Inc.
- 6355. MinuteClinic Diagnostic Medical Group of San Diego, Inc.
- 6356. MinuteClinic Diagnostic of Alabama, L.L.C.
- 6357. MinuteClinic Diagnostic of Arizona, LLC
- 6358. MinuteClinic Diagnostic of Arkansas, LLC
- 6359. MinuteClinic Diagnostic of Colorado LLC
- 6360. MinuteClinic Diagnostic of Connecticut, LLC
- 6361. MinuteClinic Diagnostic of Florida, LLC
- 6362. MinuteClinic Diagnostic of Georgia, LLC
- 6363. MinuteClinic Diagnostic of Hawaii, L.L.C.
- 6364. MinuteClinic Diagnostic of Illinois, LLC
- 6365. MinuteClinic Diagnostic of Kansas, P.A.
- 6366. MinuteClinic Diagnostic of Kentucky, L.L.C.
- 6367. MinuteClinic Diagnostic of Louisiana, L.L.C.
- 6368. MinuteClinic Diagnostic of Maine, L.L.C.
- 6369. MinuteClinic Diagnostic of Maryland, LLC
- 6370. MinuteClinic Diagnostic of Massachusetts, LLC
- 6371. MinuteClinic Diagnostic of Michigan, P.C.
- 6372. MinuteClinic Diagnostic of Minnesota, P.A.
- 6373. MinuteClinic Diagnostic of Nebraska, L.L.C.
- 6374. MinuteClinic Diagnostic of New Hampshire, L.L.C.
- 6375. MinuteClinic Diagnostic of New Jersey, LLC
- 6376. MinuteClinic Diagnostic of New Mexico, L.L.C.
- 6377. MinuteClinic Diagnostic of Ohio, LLC
- 6378. MinuteClinic Diagnostic of Oklahoma, LLC
- 6379. MinuteClinic Diagnostic of Oregon, LLC
- 6380. MinuteClinic Diagnostic of Pennsylvania, LLC
- 6381. MinuteClinic Diagnostic of Rhode Island, LLC
- 6382. MinuteClinic Diagnostic of South Carolina, L.L.C.
- 6383. MinuteClinic Diagnostic of Tennessee, P.C.
- 6384. MinuteClinic Diagnostic of Texas, LLC
- 6385. MinuteClinic Diagnostic of Utah, L.L.C.
- 6386. MinuteClinic Diagnostic of Virginia, LLC
- 6387. MinuteClinic Diagnostic of Washington, LLC
- 6388. MinuteClinic Diagnostic of Washington, PLLC
- 6389. MinuteClinic Diagnostic of Wisconsin, L.L.C.
- 6390. MinuteClinic Diagnostic, P.A.



- |   |   |
|---|---|
| 6391. MinuteClinic Diagnostics of Indiana, LLC              | 6420. Mohegan Lake CVS, L.L.C.            |
| 6392. MinuteClinic Online Diagnostic Services, LLC          | 6421. Mokena CVS, L.L.C.                  |
| 6393. MinuteClinic Online Virtual Care California, P.C.     | 6422. Monroe CVS, Inc.                    |
| 6394. MinuteClinic Physician Practice of Texas              | 6423. Monroe NJ CVS, L.L.C.               |
| 6395. MinuteClinic Telehealth Services of Texas Association | 6424. Monroe NY CVS, L.L.C.               |
| 6396. MinuteClinic Telehealth Services, LLC                 | 6425. Monroe Prospect CVS, Inc.           |
| 6397. MinuteClinic Video Virtual Care California, P.C.      | 6426. Montana CVS Pharmacy, L.L.C.        |
| 6398. MinuteClinic Video Virtual Care North, LLC            | 6427. Montclair CVS, Inc.                 |
| 6399. MinuteClinic Video Virtual Care of Kansas, LLC        | 6428. Montebello CVS, Inc.                |
| 6400. MinuteClinic Video Virtual Care of NC, PC             | 6429. Montevallo AL CVS, Inc.             |
| 6401. MinuteClinic Video Virtual Care of Nevada, PLLC       | 6430. Montgomery AL CVS, Inc.             |
| 6402. MinuteClinic Video Virtual Care of Wisconsin, S.C.    | 6431. Montgomery Sq. CVS, Inc.            |
| 6403. MinuteClinic Video Virtual Care, P.C.                 | 6432. Montrose Chicago CVS, L.L.C.        |
| 6404. MinuteClinic Video Virtual Care, PLLC                 | 6433. Montrose Houston CVS, L.P.          |
| 6405. MinuteClinic, L.L.C.                                  | 6434. Montvale Center CVS, Inc.           |
| 6406. MinuteClinic, LLC                                     | 6435. Montvale Woburn CVS, Inc.           |
| 6407. Miramar CVS, Inc.                                     | 6436. Moorestown Mall CVS, Inc.           |
| 6408. Mission Hills CVS, Inc.                               | 6437. Moorestown NJ Bob's, Inc.           |
| 6409. Mission Tremont CVS, Inc.                             | 6438. Moorestown West Main CVS, Inc.      |
| 6410. Mission Valley CVS, Inc.                              | 6439. Moorpark CVS, Inc.                  |
| 6411. Mission Viejo CVS, Inc.                               | 6440. Morewood Drive CVS, Inc.            |
| 6412. Mississippi CVS Pharmacy, L.L.C.                      | 6441. Morris Daytona CVS, L.L.C.          |
| 6413. Missouri Care, Incorporated                           | 6442. Morrisville CVS, Inc.               |
| 6414. Missouri City CVS, L.P.                               | 6443. Morrow CVS, Inc.                    |
| 6415. Missouri CVS Pharmacy, L.L.C.                         | 6444. Morton Fry CVS, L.P.                |
| 6416. MLK Tampa CVS, L.L.C.                                 | 6445. Mounds View MN CVS, L.L.C.          |
| 6417. Mobile AL CVS, Inc.                                   | 6446. Mount Carmel Plaza CVS, Inc.        |
| 6418. Mogadore CVS, Inc.                                    | 6447. Mount Dora CVS, L.L.C.              |
| 6419. Mohawk Avenue CVS Store, Inc.                         | 6448. Mountain Avenue CVS, Inc.           |
|   | 6449. Mountain Brook CVS, Inc.            |
|   | 6450. Mountain Grove Investment Group LLC |
|   | 6451. Mountain Medical Affiliates, Inc.   |
|   | 6452. Mountain Middlesex CVS, Inc.        |
|   | 6453. Movietown Plaza CVS, Inc.           |
|   | 6454. MP Receivables Company              |
|   | 6455. MRC Henderson Devco, Inc.           |
|   | 6456. MRC Manchester Devco, Inc.          |
|   | 6457. MRC Staten Island Devco, Inc.       |
|   | 6458. MRC Westbury Devco, Inc.            |
|   | 6459. MRC Woodlands Devco, Inc.           |
|   | 6460. Mt. Holly CVS, Inc.                 |
|   | 6461. Mt. Joy CVS, Inc.                   |

- 6462. Mt. Morris CVS, Inc.
- 6463. Mt. Pleasant CVS, Inc.
- 6464. Mt. Prospect CVS, L.L.C.
- 6465. Mundelein CVS, L.L.C.
- 6466. Murray CVS, Inc.
- 6467. Myrtle Beach CVS, Inc.
- 6468. N. Bayshore CVS, L.L.C.
- 6469. N. Sepulveda CVS, L.L.C.
- 6470. Nahatan Street CVS, Inc.
- 6471. Nanes Houston CVS, L.P.
- 6472. Nanuet Retailer, Inc.
- 6473. Naperville CVS, L.L.C.
- 6474. Naples CVS, L.L.C.
- 6475. Naples US 41 CVS, L.L.C.
- 6476. Nashua CVS, Inc.
- 6477. Nashua Hollis CVS, Inc.
- 6478. Nashville CVS, L.L.C.
- 6479. Natick Mall CVS, Inc.
- 6480. Natick Retailer, Inc.
- 6481. Natick Routes 9 and 27 CVS, Inc.
- 6482. National Motor Club Life &  
Accident Insurance Company
- 6483. Naugatuck Bridge St. CVS, Inc.
- 6484. Naugatuck CVS, Inc.
- 6485. Navarro Discount Pharmacies No.  
1, Inc. (for assets / pharmacies  
acquired by CVS)
- 6486. Navarro Discount Pharmacies No.  
1, LLC (for assets / pharmacies  
acquired by CVS)
- 6487. Navarro Discount Pharmacies No.  
10, Inc. (for assets / pharmacies  
acquired by CVS)
- 6488. Navarro Discount Pharmacies No.  
10, LLC (for assets / pharmacies  
acquired by CVS)
- 6489. Navarro Discount Pharmacies No.  
11, Inc. (for assets / pharmacies  
acquired by CVS)
- 6490. Navarro Discount Pharmacies No.  
11, LLC (for assets / pharmacies  
acquired by CVS)
- 6491. Navarro Discount Pharmacies No.  
12, Inc. (for assets / pharmacies  
acquired by CVS)
- 6492. Navarro Discount Pharmacies No.  
12, LLC (for assets / pharmacies  
acquired by CVS)
- 6493. Navarro Discount Pharmacies No.  
13, Inc. (for assets / pharmacies  
acquired by CVS)
- 6494. Navarro Discount Pharmacies No.  
13, LLC (for assets / pharmacies  
acquired by CVS)
- 6495. Navarro Discount Pharmacies No.  
14, Inc. (for assets / pharmacies  
acquired by CVS)
- 6496. Navarro Discount Pharmacies No.  
14, LLC (for assets / pharmacies  
acquired by CVS)
- 6497. Navarro Discount Pharmacies No.  
15, Inc. (for assets / pharmacies  
acquired by CVS)
- 6498. Navarro Discount Pharmacies No.  
15, LLC (for assets / pharmacies  
acquired by CVS)
- 6499. Navarro Discount Pharmacies No.  
16, Inc. (for assets / pharmacies  
acquired by CVS)
- 6500. Navarro Discount Pharmacies No.  
16, LLC (for assets / pharmacies  
acquired by CVS)
- 6501. Navarro Discount Pharmacies No.  
17, Inc. (for assets / pharmacies  
acquired by CVS)
- 6502. Navarro Discount Pharmacies No.  
17, LLC (for assets / pharmacies  
acquired by CVS)
- 6503. Navarro Discount Pharmacies No.  
18, Inc. (for assets / pharmacies  
acquired by CVS)
- 6504. Navarro Discount Pharmacies No.  
18, LLC (for assets / pharmacies  
acquired by CVS)

- |  |  |
|--|--|
| 6505. Navarro Discount Pharmacies No. 19, Inc. (for assets / pharmacies acquired by CVS) | 6519. Navarro Discount Pharmacies No. 25, Inc. (for assets / pharmacies acquired by CVS) |
| 6506. Navarro Discount Pharmacies No. 19, LLC (for assets / pharmacies acquired by CVS)  | 6520. Navarro Discount Pharmacies No. 25, LLC (for assets / pharmacies acquired by CVS)  |
| 6507. Navarro Discount Pharmacies No. 2, Inc. (for assets / pharmacies acquired by CVS)  | 6521. Navarro Discount Pharmacies No. 26, Inc. (for assets / pharmacies acquired by CVS) |
| 6508. Navarro Discount Pharmacies No. 2, LLC (for assets / pharmacies acquired by CVS)   | 6522. Navarro Discount Pharmacies No. 26, LLC (for assets / pharmacies acquired by CVS)  |
| 6509. Navarro Discount Pharmacies No. 20, Inc. (for assets / pharmacies acquired by CVS) | 6523. Navarro Discount Pharmacies No. 27, Inc. (for assets / pharmacies acquired by CVS) |
| 6510. Navarro Discount Pharmacies No. 20, LLC (for assets / pharmacies acquired by CVS)  | 6524. Navarro Discount Pharmacies No. 27, LLC (for assets / pharmacies acquired by CVS)  |
| 6511. Navarro Discount Pharmacies No. 21, Inc. (for assets / pharmacies acquired by CVS) | 6525. Navarro Discount Pharmacies No. 28, Inc. (for assets / pharmacies acquired by CVS) |
| 6512. Navarro Discount Pharmacies No. 21, LLC (for assets / pharmacies acquired by CVS)  | 6526. Navarro Discount Pharmacies No. 28, LLC (for assets / pharmacies acquired by CVS)  |
| 6513. Navarro Discount Pharmacies No. 22, Inc. (for assets / pharmacies acquired by CVS) | 6527. Navarro Discount Pharmacies No. 29, Inc. (for assets / pharmacies acquired by CVS) |
| 6514. Navarro Discount Pharmacies No. 22, LLC (for assets / pharmacies acquired by CVS)  | 6528. Navarro Discount Pharmacies No. 29, LLC (for assets / pharmacies acquired by CVS)  |
| 6515. Navarro Discount Pharmacies No. 23, Inc. (for assets / pharmacies acquired by CVS) | 6529. Navarro Discount Pharmacies No. 3, Inc. (for assets / pharmacies acquired by CVS)  |
| 6516. Navarro Discount Pharmacies No. 23, LLC (for assets / pharmacies acquired by CVS)  | 6530. Navarro Discount Pharmacies No. 3, LLC (for assets / pharmacies acquired by CVS)   |
| 6517. Navarro Discount Pharmacies No. 24, Inc. (for assets / pharmacies acquired by CVS) | 6531. Navarro Discount Pharmacies No. 30, Inc. (for assets / pharmacies acquired by CVS) |
| 6518. Navarro Discount Pharmacies No. 24, LLC (for assets / pharmacies acquired by CVS)  | 6532. Navarro Discount Pharmacies No. 30, LLC (for assets / pharmacies acquired by CVS)  |

- |  |  |
|--|--|
| 6533. Navarro Discount Pharmacies No. 31, Inc. (for assets / pharmacies acquired by CVS) | 6547. Navarro Discount Pharmacies No. 38, Inc. (for assets / pharmacies acquired by CVS) |
| 6534. Navarro Discount Pharmacies No. 31, LLC (for assets / pharmacies acquired by CVS)  | 6548. Navarro Discount Pharmacies No. 38, LLC (for assets / pharmacies acquired by CVS)  |
| 6535. Navarro Discount Pharmacies No. 32, Inc. (for assets / pharmacies acquired by CVS) | 6549. Navarro Discount Pharmacies No. 4, Inc. (for assets / pharmacies acquired by CVS)  |
| 6536. Navarro Discount Pharmacies No. 32, LLC (for assets / pharmacies acquired by CVS)  | 6550. Navarro Discount Pharmacies No. 4, LLC (for assets / pharmacies acquired by CVS)   |
| 6537. Navarro Discount Pharmacies No. 33, Inc. (for assets / pharmacies acquired by CVS) | 6551. Navarro Discount Pharmacies No. 5, Inc. (for assets / pharmacies acquired by CVS)  |
| 6538. Navarro Discount Pharmacies No. 33, LLC (for assets / pharmacies acquired by CVS)  | 6552. Navarro Discount Pharmacies No. 5, LLC (for assets / pharmacies acquired by CVS)   |
| 6539. Navarro Discount Pharmacies No. 34, Inc. (for assets / pharmacies acquired by CVS) | 6553. Navarro Discount Pharmacies No. 6, Inc. (for assets / pharmacies acquired by CVS)  |
| 6540. Navarro Discount Pharmacies No. 34, LLC (for assets / pharmacies acquired by CVS)  | 6554. Navarro Discount Pharmacies No. 6, LLC (for assets / pharmacies acquired by CVS)   |
| 6541. Navarro Discount Pharmacies No. 35, Inc. (for assets / pharmacies acquired by CVS) | 6555. Navarro Discount Pharmacies No. 7, Inc. (for assets / pharmacies acquired by CVS)  |
| 6542. Navarro Discount Pharmacies No. 35, LLC (for assets / pharmacies acquired by CVS)  | 6556. Navarro Discount Pharmacies No. 7, LLC (for assets / pharmacies acquired by CVS)   |
| 6543. Navarro Discount Pharmacies No. 36, Inc. (for assets / pharmacies acquired by CVS) | 6557. Navarro Discount Pharmacies No. 8, Inc. (for assets / pharmacies acquired by CVS)  |
| 6544. Navarro Discount Pharmacies No. 36, LLC (for assets / pharmacies acquired by CVS)  | 6558. Navarro Discount Pharmacies No. 8, LLC (for assets / pharmacies acquired by CVS)   |
| 6545. Navarro Discount Pharmacies No. 37, Inc. (for assets / pharmacies acquired by CVS) | 6559. Navarro Discount Pharmacies No. 9, Inc. (for assets / pharmacies acquired by CVS)  |
| 6546. Navarro Discount Pharmacies No. 37, LLC (for assets / pharmacies acquired by CVS)  | 6560. Navarro Discount Pharmacies No. 9, LLC (for assets / pharmacies acquired by CVS)   |

6561. Navarro Discount Pharmacies, Inc.  
(for assets / pharmacies acquired by CVS)
6562. Navarro Discount Pharmacies, LLC  
(for assets / pharmacies acquired by CVS)
6563. NCS Healthcare of Illinois, LLC
6564. NCS Healthcare of Indiana LLC
6565. NCS Healthcare of Indiana, Inc.
6566. NCS Healthcare of Iowa, LLC
6567. NCS Healthcare of Kansas, LLC
6568. NCS Healthcare of Kentucky, Inc.
6569. NCS Healthcare of Kentucky, LLC
6570. NCS Healthcare of Montana, Inc.
6571. NCS Healthcare of Montana, LLC
6572. NCS Healthcare of New Hampshire, Inc.
6573. NCS Healthcare of New Mexico, Inc.
6574. NCS Healthcare of New Mexico, LLC
6575. NCS Healthcare of Ohio, LLC
6576. NCS Healthcare of South Carolina, Inc.
6577. NCS Healthcare of South Carolina, LLC
6578. NCS Healthcare of Tennessee, Inc.
6579. NCS Healthcare of Tennessee, LLC
6580. NCS Healthcare of Washington, Inc.
6581. NCS Healthcare of Wisconsin, LLC
6582. NCS Healthcare, LLC
6583. NCS Services, Inc.
6584. NCSC Acquisition Sub, LLC
6585. NCSH Acquisition Sub, LLC
6586. Nebraska CVS Pharmacy, L.L.C.
6587. NEC Long Beach CVS, L.L.C.
6588. NEC Main CVS, Inc.
6589. NEC Montgomery CVS, L.L.C.
6590. NEC Washington CVS, L.L.C.
6591. Neck Burlington CVS, Inc.
6592. Needham Center CVS, Inc.
6593. Needham CVS, Inc.
6594. Needham St.-Newton CVS, Inc.
6595. NeighborCare Holdings, Inc.
6596. NeighborCare of Indiana, LLC
6597. NeighborCare of New Hampshire, L.L.C.
6598. NeighborCare of Virginia, LLC
6599. NeighborCare Pharmacies, LLC
6600. NeighborCare Pharmacy of Virginia, LLC
6601. NeighborCare Pharmacy Services, Inc.
6602. NeighborCare Pharmacy Services, LLC
6603. NeighborCare Repackaging, Inc.
6604. NeighborCare Services Corporation
6605. NeighborCare, Inc.
6606. NeighborCare-TCI, LLC
6607. Nelson Lake Charles CVS, Inc.
6608. Neshaminy PA CVS, Inc.
6609. Nevada CVS Pharmacy, L.L.C.
6610. Nevada Street CVS, Inc.
6611. New Albany CVS, Inc.
6612. New Britain CVS, Inc.
6613. New Britain Township CVS, Inc.
6614. New Brunswick CVS, Inc.
6615. New Canaan CVS, Inc.
6616. New City CVS, L.L.C.
6617. New Garden CVS, Inc.
6618. New Haven Crown CVS, Inc.
6619. New Haven Melbourne CVS, L.L.C.
6620. New Hope MN CVS, L.L.C.
6621. New Hope Street CVS, Inc.
6622. New Jersey Avenue CVS, L.L.C.
6623. New Jersey CVS Pharmacy, L.L.C.
6624. New Lenox CVS, L.L.C.
6625. New London Ocean Avenue CVS, Inc.
6626. New London Retailer, Inc.
6627. New London Turnpike CVS, Inc.
6628. New Orleans LA CVS, Inc.
6629. New Port Richey CVS, L.L.C.
6630. New Providence CVS, Inc.

- 6631. New Windsor CVS, Inc.
- 6632. New York CVS Pharmacy, L.L.C.
- 6633. New York First Avenue CVS, Inc.
- 6634. New York Life and Health Insurance Company
- 6635. New York Life/Sanus Health Plan, Inc.
- 6636. NEW YORNYHT ACQUISITION, INC.
- 6637. Newark Delaware CVS, Inc.
- 6638. Newark East Main CVS, Inc.
- 6639. Newark Ohio CVS, Inc.
- 6640. Newark ProCare Pharmacy, Inc.
- 6641. Newbury Street CVS, Inc.
- 6642. Newburyport CVS, Inc.
- 6643. Newington Avenue CVS, Inc.
- 6644. Newington Cedar CVS, Inc.
- 6645. Newington CVS, Inc.
- 6646. Newman Ave. CVS, Inc.
- 6647. Newnan CVS, Inc.
- 6648. Newnan Fayetteville CVS, Inc.
- 6649. Newport CVS, Inc.
- 6650. Newton Center St. CVS, Inc.
- 6651. Newton Watertown CVS, Inc.
- 6652. Newtonville CVS, Inc.
- 6653. Newtown CVS, Inc.
- 6654. NH Acquisition Sub, LLC
- 6655. Niagara Re, Inc.
- 6656. Nicollet Richfield CVS, L.L.C.
- 6657. Nihan & Martin LLC
- 6658. Niles Clinton Stores, Inc.
- 6659. Niles CVS, Inc.
- 6660. Niles CVS, L.L.C.
- 6661. Niles IL CVS, L.L.C.
- 6662. Niskayuna CVS Store, Inc.
- 6663. NIV Acquisition, LLC
- 6664. No. Dartmouth State Rd. CVS, Inc.
- 6665. Nockamixon CVS, Inc.
- 6666. Norfolk CVS, Inc.
- 6667. Norristown CVS, Inc.
- 6668. North Adams CVS, Inc.
- 6669. North American Health Plan, Inc.
- 6670. North Andover CVS, Inc.
- 6671. North Attleboro CVS, Inc.
- 6672. North Aurora CVS, L.L.C.
- 6673. North Boston Pharmacy, Inc.
- 6674. North Brunswick CVS, L.L.C.
- 6675. North Carolina Acquisition Corp.
- 6676. North Carolina CVS Pharmacy, L.L.C.
- 6677. North Charleston SC CVS, Inc.
- 6678. North Fort Myers CVS, L.L.C.
- 6679. North Grace Lombard CVS, L.L.C.
- 6680. North Haven CVS, Inc.
- 6681. North Kent CVS, Inc.
- 6682. North Las Vegas CVS, L.L.C.
- 6683. North Lindenhurst CVS, Inc.
- 6684. North Miami ProCare Pharmacy, Inc.
- 6685. North Naples CVS, L.L.C.
- 6686. North New Rochelle CVS, L.L.C.
- 6687. North Olmstead OH CVS, Inc.
- 6688. North Reading CVS, Inc.
- 6689. North Shore Pharmacy Services LLC
- 6690. North Syracuse CVS Store, Inc.
- 6691. North Towne Sq. CVS, Inc.
- 6692. Northampton (Mass.) CVS, Inc.
- 6693. Northampton Main Street CVS, Inc.
- 6694. Northborough CVS, Inc.
- 6695. Northbrook IL CVS, L.L.C.
- 6696. Northeast Philadelphia CVS, Inc.
- 6697. Northern Jackson Heights CVS, L.L.C.
- 6698. Northlake Palm Beach CVS, L.L.C.
- 6699. Northland CVS, Inc.
- 6700. Northridge Nordhoff CVS, Inc.
- 6701. Northville Sheldon CVS, L.L.C.
- 6702. Northville Township CVS, Inc.
- 6703. Northwest Highway CVS, L.L.C.
- 6704. Northwest K Street CVS, Inc.
- 6705. Northwest M Street CVS, L.L.C.
- 6706. Norton CVS, Inc.
- 6707. Norton Mansfield St. CVS, Inc.
- 6708. Norton Primary (Americas) Limited
- 6709. Norwalk Broad Street CVS, Inc.

- 6710. Norwalk Square CVS, Inc.
- 6711. Norwich Main Street CVS, Inc.
- 6712. Norwood Avenue CVS, L.L.C.
- 6713. Norwood CVS, Inc.
- 6714. Nostrand Brooklyn CVS, L.L.C.
- 6715. Nostrand CVS, L.L.C.
- 6716. Notre Dame CVS, Inc.
- 6717. Nottingham PA CVS, Inc.
- 6718. Novo Innovations, LLC
- 6719. NovoLogix, Inc.
- 6720. NovoLogix, LLC
- 6721. NS Acquisition Sub, LLC
- 6722. NSPS Acquisition Sub, LLC
- 6723. Nutmeg CVS, L.L.C.
- 6724. Nutmeg Life Insurance Company
- 6725. NWC 63rd Chicago CVS, L.L.C.
- 6726. NWC 80th Minneapolis CVS, L.L.C.
- 6727. NWC CVS, Inc
- 6728. NWC Frank Lloyd Wright CVS, L.L.C.
- 6729. NWC Northdale CVS, L.L.C.
- 6730. NWC Rte. 59 CVS, L.L.C.
- 6731. NY Lexington CVS, L.L.C.
- 6732. Nyack CVS, L.L.C.
- 6733. NYLCare Dental Plans of the Southwest, Inc.
- 6734. NYLCare Health Plans Northwest, Inc.
- 6735. NYLCare Health Plans of Connecticut, Inc.
- 6736. NYLCare Health Plans of Maine, Inc.
- 6737. NYLCare Health Plans of New Jersey, Inc.
- 6738. NYLCare Health Plans of New York, Inc.
- 6739. NYLCare Health Plans of Pennsylvania, Inc.
- 6740. NYLCare Health Plans of the Mid-Atlantic, Inc.
- 6741. NYLCare Health Plans of the Midwest, Inc.
- 6742. NYLCare Health Plans, Inc.
- 6743. NYLCare Health Plans, LLC
- 6744. NYLCare of New England, Inc.
- 6745. NYLCare of Texas, Inc.
- 6746. NYLCare Plus, Inc.
- 6747. NYLCare Preferred Services, Inc.
- 6748. Oak Lane CVS, Inc.
- 6749. Oak Park CVS, L.L.C.
- 6750. Oak Ridge CVS, L.L.C.
- 6751. Oak Ridge NC CVS, Inc.
- 6752. Oak Ridge Orlando CVS, L.L.C.
- 6753. Oaklawn Ave., Cranston CVS, Inc.
- 6754. Oaklyn CVS, Inc.
- 6755. Oakton Niles CVS, L.L.C.
- 6756. Oakwood CVS, Inc.
- 6757. Ocala CVS, L.L.C.
- 6758. Ocean Acquisition Sub, L.L.C.
- 6759. Ocean City MD CVS, L.L.C.
- 6760. Ocean County CVS, Inc.
- 6761. Ocean View Plaza CVS, Inc.
- 6762. Ocoee FL CVS, L.L.C.
- 6763. OCR Services Corporation
- 6764. OCR Services, LLC
- 6765. OCR-RA Acquisition, LLC
- 6766. Odd Lot Parent Corporation
- 6767. Odd Lot Trading, Inc.
- 6768. Oger Park CVS, L.L.C.
- 6769. Ohio CVS Pharmacy, L.L.C.
- 6770. Ohio CVS Stores, L.L.C.
- 6771. Ohio Primary Care Associates, P.C.
- 6772. Oklahoma CVS Pharmacy, L.L.C.
- 6773. Olathe 119th CVS, Inc.
- 6774. Olathe Ridgeview CVS, Inc.
- 6775. Old Buncombe Road CVS, Inc.
- 6776. Old Country CVS, Inc.
- 6777. Old Cutler Miami CVS, L.L.C.
- 6778. Old Greenwich CVS, Inc.
- 6779. Old Hickory CVS, Inc.
- 6780. Old Maple CVS, Inc.
- 6781. Old National CVS, Inc.
- 6782. Old Richmond Sugar Land CVS, L.P.
- 6783. Old Saybrook CVS, Inc.

- 6784. Old Tappan CVS, Inc.
- 6785. Old Winter Orlando CVS, L.L.C.
- 6786. Olean Center CVS Store, Inc.
- 6787. Olean Clinton Stores, Inc.
- 6788. Olive Glendale CVS, L.L.C.
- 6789. Olympia Fields CVS, L.L.C.
- 6790. Olympia Way CVS, L.L.C.
- 6791. Omaha Financial Life Insurance Company
- 6792. Omnicare Air Transport Services, Inc.
- 6793. Omnicare Canadian Holdings, Inc.
- 6794. Omnicare Distribution Center LLC
- 6795. Omnicare ESC LLC
- 6796. Omnicare Foundation
- 6797. Omnicare Headquarters LLC
- 6798. OmniCare Health Plan, Inc.
- 6799. Omnicare Holding Company
- 6800. Omnicare Indiana Partnership Holding Company LLC
- 6801. Omnicare Management Company
- 6802. Omnicare of Nevada, LLC
- 6803. Omnicare of New York, LLC
- 6804. Omnicare Pharmacies of Pennsylvania East LLC
- 6805. Omnicare Pharmacies of Pennsylvania West LLC
- 6806. Omnicare Pharmacies of The Great Plains Holding Company
- 6807. Omnicare Pharmacies of the Great Plains Holding Company, LLC
- 6808. Omnicare Pharmacy and Supply Services LLC
- 6809. Omnicare Pharmacy of Florida, LLC
- 6810. Omnicare Pharmacy of Florida, LP
- 6811. Omnicare Pharmacy of Maine LLC
- 6812. Omnicare Pharmacy of Nebraska, LLC
- 6813. Omnicare Pharmacy of North Carolina, LLC
- 6814. Omnicare Pharmacy of Pueblo, LLC
- 6815. Omnicare Pharmacy of Tennessee, LLC
- 6816. Omnicare Pharmacy of Texas 1, LP
- 6817. Omnicare Pharmacy of Texas 2, LP
- 6818. Omnicare Pharmacy of the Midwest, LLC
- 6819. Omnicare Property Management, LLC
- 6820. Omnicare Purchasing Company General Partner, Inc.
- 6821. Omnicare Purchasing Company Limited Partner, Inc.
- 6822. Omnicare Purchasing Company LP
- 6823. Omnicare Resources, LLC
- 6824. Omnicare SCG, INC.
- 6825. Omnicare Senior Health Outcomes, LLC
- 6826. Omnicare, Inc.
- 6827. Omnicare, LLC
- 6828. One Liberty Plaza Holdings, Inc.
- 6829. Oneonta Clinton Stores, Inc.
- 6830. Onondaga County CVS, Inc.
- 6831. Ontario CVS, Inc.
- 6832. OPGP Acquisition Sub, LLC
- 6833. OPM Acquisition Sub, LLC
- 6834. OPSS Acquisition Sub, LLC
- 6835. Orange Blossom CVS, Inc.
- 6836. Orange Central CVS, Inc.
- 6837. Orange City CVS, L.L.C.
- 6838. Orange Coast CVS, Inc.
- 6839. Orange CVS, Inc.
- 6840. Orange Winter Park CVS, L.L.C.
- 6841. Orange-Derby CVS, Inc.
- 6842. Orangethorpe CVS, L.L.C.
- 6843. Oregon Avenue CVS, Inc.
- 6844. Oregon CVS Pharmacy, L.L.C.
- 6845. Orland Hills CVS, L.L.C.
- 6846. Orland Park CVS, L.L.C.
- 6847. Orleans CVS, Inc.
- 6848. Orleans West Rd. CVS, Inc.
- 6849. Ormond Beach CVS, L.L.C.
- 6850. Owings Mills CVS, Inc.
- 6851. Oxford Casselberry CVS, L.L.C.



- 6852. Oxford CVS, Inc.
- 6853. Oxford Valley CVS, Inc.
- 6854. Oxford Valley, PA Bob's, Inc.
- 6855. Oyster Bay Kay-Bee Toy, Inc.
- 6856. P Street CVS, Inc.
- 6857. PA CVS, Inc.
- 6858. Pacific Coast Lomita CVS, L.L.C.
- 6859. Pacific Long Beach CVS, L.P.
- 6860. PacifiCare of Utah, Inc.
- 6861. Palm Ave CVS, L.L.C.
- 6862. Palm Beach CVS, Inc.
- 6863. Palm Beach Gardens CVS, L.L.C.
- 6864. Palm Beach Military CVS, L.L.C.
- 6865. Palm Harbor CVS, Inc.
- 6866. Palmdale Rancho CVS, L.L.C.
- 6867. Palmer Thorndike CVS, Inc.
- 6868. Palos Heights CVS, L.L.C.
- 6869. Pamplona Saúde e Beleza LTDA
- 6870. Panorama City CVS, L.P.
- 6871. Panorama CVS Store, Inc.
- 6872. Panorama CVS, Inc.
- 6873. Paoli, PA., CVS, Inc.
- 6874. Paramus Park CVS, Inc.
- 6875. Parekh MinuteClinic of Nevada, P.C.
- 6876. Paris CVS, Inc.
- 6877. Park Avenue South CVS, Inc.
- 6878. Park Boulevard CVS, Inc.
- 6879. Park Charlotte CVS, Inc.
- 6880. Park City CVS, Inc.
- 6881. Park City Retailer, Inc.
- 6882. Park Los Rios Plano CVS, L.L.C.
- 6883. Park Place CVS, Inc.
- 6884. Park Plaza CVS, Inc.
- 6885. Park Street CVS, Inc.
- 6886. Parker Plano CVS, L.P.
- 6887. Parker Street CVS, Inc.
- 6888. Parkersburg CVS, Inc.
- 6889. Parkhill CVS, Inc.
- 6890. Parkwin Bald CVS, L.L.C.
- 6891. Parkwood Circle CVS, Inc.
- 6892. Parmer Dessau CVS, L.L.C.
- 6893. Parsonage CVS, Inc.
- 6894. Part D Holding Company, L.L.C.
- 6895. Part D Management Services, LLC
- 6896. PARTNERS Health Plan of California
- 6897. PARTNERS Health Plan of Florida, Inc.
- 6898. PARTNERS Health Plan of Louisiana, Inc.
- 6899. PARTNERS Health Plan of Northern Ohio, Inc.
- 6900. PARTNERS Health Plan of Southern California
- 6901. PARTNERS Health Plan of Southern New England, Inc.
- 6902. PARTNERS Joint Acquisition Company, Inc.
- 6903. Pasadena CVS, Inc.
- 6904. Pasadena CVS, L.P.
- 6905. Pasadena Foothill CVS, L.L.C.
- 6906. Passyunk Ave. (Phila.) CVS, Inc.
- 6907. Pataskala CVS, L.L.C.
- 6908. Paterson CVS, Inc.
- 6909. Patriot Square CVS, Inc.
- 6910. Paulsboro CVS, Inc.
- 6911. Pavilion Boulevard CVS, Inc.
- 6912. Pawtucket CVS, Inc.
- 6913. Pawtucket Plaza CVS, Inc.
- 6914. Pawtucket Retailer, Inc.
- 6915. Paxton Square CVS, Inc.
- 6916. PayFlex Holdings, Inc.
- 6917. PayFlex Systems USA, Inc.
- 6918. PCS Mail Services of Birmingham, Inc.
- 6919. PE Holdings, LLC
- 6920. Peabody Lowell CVS, Inc.
- 6921. Peabody Lynnfield CVS, Inc.
- 6922. Peachtree CVS, Inc.
- 6923. Pearland CVS, L.P.
- 6924. Pecos Gilbert CVS, L.L.C.
- 6925. Pelham Manor CVS, Inc.
- 6926. Pembroke Center St. CVS, Inc.
- 6927. Pembroke Pines CVS, Inc.
- 6928. Penn - Daw CVS, Inc.

- 6929. Penn - Daw Peoples, Inc.
- 6930. Penn Group Health Plan, Inc.
- 6931. Penn-Can CVS Store, Inc.
- 6932. Pennsauken CVS, Inc.
- 6933. Pennsburg CVS, Inc.
- 6934. Pennsylvania Ave. CVS, Inc.
- 6935. Pennsylvania Ave. Peoples, Inc.
- 6936. Pennsylvania Avenue CVS, Inc.
- 6937. Pennsylvania Avenue ProCare, Inc.
- 6938. Pennsylvania Binghamton CVS, L.L.C.
- 6939. Pennsylvania CVS Pharmacy, L.L.C.
- 6940. Pennsylvania Life Insurance Company
- 6941. Pennsylvania Life, Health & Accident Insurance Company
- 6942. Pennsylvania-HealthCare USA, Inc.
- 6943. Peoples Drug Stores
- 6944. Peoples Drug Stores, Inc.
- 6945. Peoples Drug Stores, Incorporated
- 6946. Peoples of East Moline, Inc.
- 6947. Peoples Prescription Center, Inc.,
- 6948. Peoples Service Drug
- 6949. Peoples Service Drug Stores
- 6950. Peoples Service Drug Stores, Inc.
- 6951. Peoria AZ CVS, L.L.C.
- 6952. Peppertree Plaza CVS, Inc.
- 6953. Pequannock CVS, Inc.
- 6954. Performax, Inc.
- 6955. Perry Hall CVS, L.L.C.
- 6956. Perry Highway CVS, Inc.
- 6957. Pershing Drive CVS, Inc.
- 6958. PersonalCare Insurance of Illinois, Inc.
- 6959. Pfafftown CVS, Inc.
- 6960. Pharm Plus Acquisition, Inc.
- 6961. PharmaCare Captive RE, Ltd.
- 6962. PharmaCare Direct, L.L.C.
- 6963. PharmaCare Government Services, Inc.
- 6964. PharmaCare Healthcare Distributors, L.L.C.
- 6965. PharmaCare Holding Corporation
- 6966. Pharmacare Management Services, L.L.C.
- 6967. PharmaCare Pharmacy LA, L.L.C.
- 6968. PharmaCare Pharmacy, Inc.
- 6969. PharmaCare Pharmacy, L.L.C.
- 6970. PharmaCare Puerto Rico Specialty Pharmacy Holding, L.L.C.
- 6971. PharmaCare Puerto Rico Specialty Pharmacy, L.L.C.
- 6972. PharmaCare Specialty Healthcare Distributors, L.L.C.
- 6973. PharmaCare Support Services, L.L.C.
- 6974. PharmaCon Corp.
- 6975. Pharmacy Advisory Company
- 6976. Pharmacy Associates of Glens Falls, Inc.
- 6977. Pharmacy Associates of Glens Falls, LLC
- 6978. Pharmacy Consultants, LLC
- 6979. Pharmacy Holding #1, LLC
- 6980. Pharmacy Holding #2, LLC
- 6981. Pharmasource Healthcare, Inc.
- 6982. Pharm-Corp of Maine LLC
- 6983. Pharmed Holdings, Inc.
- 6984. Pharmed Holdings, LLC
- 6985. Pharmore Drugs, LLC
- 6986. Pharmore, Inc.
- 6987. Pharmore, LLC
- 6988. Pheasant Nashua CVS, Inc.
- 6989. PHG Aces Acquisition, LLC
- 6990. PHG Acquisition Corp.
- 6991. PHG Mystery Acquisition, LLC
- 6992. Phila Sun CVS, Inc.
- 6993. Philadelphia Broad CVS, Inc.
- 6994. Philadelphia Foxchase CVS, Inc.
- 6995. Philadelphia Frankford CVS, Inc.
- 6996. Philadelphia Gallery CVS, Inc.
- 6997. Philadelphia Harbison CVS, Inc.
- 6998. Philadelphia PA CVS, Inc.
- 6999. Philadelphia ProCare, Inc.
- 7000. Philadelphia Roosevelt CVS, Inc.

- 7001. Philadelphia South Street CVS, Inc.
- 7002. Philadelphia, PA Bob's, Inc.
- 7003. Phillips CVS, Inc.
- 7004. Phillipsburg CVS, Inc.
- 7005. Philly Broad Street CVS, Inc.
- 7006. Phoenix Data Center Hosting Services LLC
- 7007. Phoenix Data Solutions LLC
- 7008. Phoenix Glendale CVS, L.L.C.
- 7009. Phoenixville PA CVS, Inc.
- 7010. PHPSNE Parent Corporation
- 7011. Physician Choice Health Plan
- 7012. Physicians Health Plan of Delaware, LTD.
- 7013. Physicians Health Plan of Florida, Inc.
- 7014. Physicians Hospital Management Corporation
- 7015. Pico Rivera CVS, Inc.
- 7016. Pigeon Forge TN CVS, Inc.
- 7017. Pinal County AZ CVS, L.L.C.
- 7018. Pine Ocala CVS, L.L.C.
- 7019. Pinecrest CVS, Inc.
- 7020. Pinellas Park CVS, Inc.
- 7021. Pinnacle Peak Peoria CVS, L.L.C.
- 7022. Pio Nono Avenue CVS, Inc.
- 7023. Pioneer Parkway CVS, L.P.
- 7024. Piper Glen CVS, Inc.
- 7025. Pittsburgh Fifth Avenue CVS, Inc.
- 7026. Pittsfield CVS, Inc.
- 7027. Pittsfield Retailer, Inc.
- 7028. Pittston CVS, Inc.
- 7029. Placentia CVS, Inc.
- 7030. Plain CVS, Inc.
- 7031. Plainfield CVS, Inc.
- 7032. Plainfield Distribution Center, Inc.
- 7033. Plainfield IL CVS, L.L.C.
- 7034. Plainfield-Seventh St. CVS, Inc.
- 7035. Plainview TX CVS, L.L.C.
- 7036. Plainville East CVS, Inc.
- 7037. Plano CVS, L.P.
- 7038. Plantation CVS, L.L.C.
- 7039. Plantation Street PharmaCare Pharmacy, Inc.
- 7040. Plaza Boulevard CVS, Inc.
- 7041. Plaza Retailer, Inc.
- 7042. Pleasant Fall River CVS, Inc.
- 7043. Pleasant Ridge CVS, L.P.
- 7044. Pleasant Street CVS, Inc.
- 7045. Pleasantville CVS, L.L.C.
- 7046. Plumstead CVS, Inc.
- 7047. Plymouth CVS, Inc.
- 7048. Plymouth Meeting CVS, Inc.
- 7049. Plymouth MN CVS, L.L.C.
- 7050. Plymouth Route 44 CVS, Inc.
- 7051. PMRP Acquisition Company, LLC
- 7052. Poinciana FL CVS, L.L.C.
- 7053. Port Chester CVS, L.L.C.
- 7054. Port Huron Clinton Discount Stores, Inc.
- 7055. Port Huron CVS, Inc.
- 7056. Port Orange Realty Services, L.L.C.
- 7057. Port Richmond CVS, Inc.
- 7058. Port Washington CVS, Inc.
- 7059. Portage CVS, Inc.
- 7060. Porter Square CVS, Inc.
- 7061. Porters Pass CVS, Inc.
- 7062. Portsmouth CVS, Inc.
- 7063. Post Office Square CVS, Inc.
- 7064. Pottstown High Street CVS, Inc.
- 7065. Poughkeepsie CVS, L.L.C.
- 7066. Powell OH CVS, Inc.
- 7067. PP Acquisition Company, LLC
- 7068. PPOM, L.L.C.
- 7069. Prairieville LA CVS, Inc.
- 7070. Precision Benefit Services, Inc.
- 7071. President-Quincy CVS, Inc.
- 7072. Preston Beltline CVS, L.P.
- 7073. Preston Center CVS, L.P.
- 7074. Preston Plano CVS, L.P.
- 7075. Primary Healthcare Asia Limited
- 7076. Primary Holdings, Inc.
- 7077. Primary Investments, Inc
- 7078. Prime Net, Inc.

- 7079. Prince George's Health Services Foundation Plan, Inc.
- 7080. Princeton NJ CVS, L.L.C.
- 7081. Principal Health Care of Delaware, Inc.
- 7082. Principal Health Care of Georgia, Inc.
- 7083. Principal Health Care of Iowa, Inc.
- 7084. Principal Health Care of Kansas City, Inc
- 7085. Principal Health Care of Louisiana, Inc.
- 7086. Principal Health Care of Nebraska, Inc.
- 7087. Principal Health Care of Pennsylvania, Inc.
- 7088. PRN Pharmaceutical Services, LP
- 7089. ProCare 3159 General, Inc.
- 7090. ProCare 4268 Yankee, L.L.C.
- 7091. ProCare 8th Manhattan, L.L.C.
- 7092. ProCare 9th Avenue, L.L.C.
- 7093. ProCare Ave. Pharmacy, L.L.C.
- 7094. ProCare Boston Pharmacy, Inc.
- 7095. ProCare DC Pharmacy, Inc.
- 7096. ProCare Manhattan Pharmacy, L.L.C.
- 7097. ProCare Meridian Miami, L.L.C.
- 7098. ProCare N.Y. Pharmacy, Inc.
- 7099. ProCare Pharmacy 18th Street, Inc.
- 7100. ProCare Pharmacy A, L.L.C.
- 7101. ProCare Pharmacy Avenue 1st-483, L.L.C.
- 7102. ProCare Pharmacy Direct, L.L.C.
- 7103. ProCare Pharmacy Dryden, L.P.
- 7104. ProCare Pharmacy East Colonial, Inc.
- 7105. ProCare Pharmacy Fairfax, Inc.
- 7106. ProCare Pharmacy Garden Grove, Inc.
- 7107. ProCare Pharmacy Glendale Boulevard, Inc.
- 7108. ProCare Pharmacy Limited of Illinois, Inc.
- 7109. ProCare Pharmacy Miami 54, Inc.
- 7110. ProCare Pharmacy Monument Street, L.L.C.
- 7111. ProCare Pharmacy North Orange, Inc.
- 7112. ProCare Pharmacy of Berkeley, Inc.
- 7113. ProCare Pharmacy of Broad Street, Inc.
- 7114. ProCare Pharmacy of Brookline Avenue, Inc.
- 7115. ProCare Pharmacy of Casselberry, Inc.
- 7116. ProCare Pharmacy of Chicago, L.L.C.
- 7117. ProCare Pharmacy of East Morehead, Inc.
- 7118. ProCare Pharmacy of Glendale, Inc.
- 7119. ProCare Pharmacy of Kansas City, Inc.
- 7120. ProCare Pharmacy of Portland, L.L.C.
- 7121. ProCare Pharmacy of San Antonio, Inc.
- 7122. ProCare Pharmacy of San Diego, Inc.
- 7123. ProCare Pharmacy of San Francisco, Inc.
- 7124. ProCare Pharmacy of Tampa, Inc.
- 7125. ProCare Pharmacy of West Hollywood, Inc.
- 7126. ProCare Pharmacy Orange Orlando, Inc.
- 7127. ProCare Pharmacy Palo Alto, Inc.
- 7128. ProCare Pharmacy Phoenix, L.L.C.
- 7129. ProCare Pharmacy Rancho Lane, L.L.C.
- 7130. ProCare Pharmacy Santa Monica, Inc.
- 7131. ProCare Pharmacy Sherman Oaks, Inc.
- 7132. ProCare Pharmacy South Orange, Inc.

- 7133. ProCare Pharmacy Spruce Street, Inc.
- 7134. ProCare Pharmacy West Columbia, Inc.
- 7135. ProCare Pharmacy West Copeland, Inc.
- 7136. ProCare Pharmacy, L.L.C.
- 7137. Proctorville CVS, Inc.
- 7138. Prodigy Health Group Holdings, Inc.
- 7139. Prodigy Health Group, Inc.
- 7140. Professional Pharmacy Services, Inc.
- 7141. Professional Risk Management, Inc.
- 7142. Prospect CVS, Inc.
- 7143. Prospect Park CVS, Inc.
- 7144. Providence Charlotte CVS, Inc.
- 7145. Providence Place CVS, Inc.
- 7146. Providence Road CVS, Inc.
- 7147. Providence Street CVS, Inc.
- 7148. Providence Thayer Street CVS, Inc.
- 7149. Providence-Wayland CVS, Inc.
- 7150. Provider Networks of America, Inc.
- 7151. Prudential Center for Health Care Research Foundation, Inc.
- 7152. Prudential Dental Maintenance Organization, Inc.
- 7153. Prudential Health Care Plan of California, Inc.
- 7154. Prudential Health Care Plan of Connecticut, Inc.
- 7155. Prudential Health Care Plan of New York, Inc.
- 7156. Prudential Health Care Plan, Inc.
- 7157. Prudential Health Plan of Georgia, Inc.
- 7158. PSI Arkansas Acquisition, LLC
- 7159. PT Aetna Management Consulting
- 7160. PT Asuransi Aetna Asia
- 7161. PT. Aetna Global Benefits Indonesia
- 7162. PT. Goodhealth Indonesia
- 7163. Puente Hills CVS, Inc.
- 7164. Puerto Rico CVS Pharmacy, L.L.C.
- 7165. Punta Gorda CVS, L.L.C.
- 7166. Putnam Pike CVS, Inc.
- 7167. Quaker Bridge CVS, Inc.
- 7168. Quakertown CVS, Inc.
- 7169. Quality Choice Health Plan
- 7170. Queen Anne Plaza CVS, Inc.
- 7171. Queen Anne Road CVS, L.L.C.
- 7172. Queen City AZ CVS, L.L.C.
- 7173. Queen Creek CVS, L.L.C.
- 7174. Queens Forest Hills CVS, L.L.C.
- 7175. Queens Plaza CVS, Inc.
- 7176. Quention Road CVS, Inc.
- 7177. Quincy Adams CVS, Inc.
- 7178. Quincy CVS, Inc.
- 7179. Quincy Hancock CVS, Inc.
- 7180. Quincy Parcel Holding Corp.
- 7181. Quincy Shore Drive CVS, Inc.
- 7182. R Parks CVS, Inc.
- 7183. Race Street CVS, Inc.
- 7184. Race Track Tampa CVS, L.L.C.
- 7185. Raceway CVS, Inc.
- 7186. Raleigh CVS, Inc.
- 7187. Raleigh Millbrook CVS, Inc.
- 7188. Ralphs Circle CVS, Inc.
- 7189. Ralph's Corner CVS, Inc.
- 7190. Ramona Blvd CVS, L.L.C.
- 7191. Rancho Niguel CVS, Inc.
- 7192. Randallstown CVS, Inc.
- 7193. Randolph CVS, Inc.
- 7194. Randolph Hills CVS, Inc.
- 7195. Ravenna CVS, Inc.
- 7196. Ray McClintock CVS, L.L.C.
- 7197. Rayford Spring CVS, L.P.
- 7198. Raynham Broadway CVS, Inc.
- 7199. Raynham CVS, Inc.
- 7200. Raynham Plaza CVS, Inc.
- 7201. Rea & Derick, Inc.
- 7202. Reading CVS, Inc.
- 7203. Reading, Penna., CVS, Inc.
- 7204. Recker Mesa CVS, L.L.C.
- 7205. Red Oak Houston CVS, L.P.
- 7206. Red Oak Lane CVS, Inc.

- 7207. Red Oak Sourcing, LLC
- 7208. Redondo Beach CVS, Inc.
- 7209. Reed Street CVS, Inc.
- 7210. Reedy Creek CVS, Inc.
- 7211. Regency Park Port Richey CVS, L.L.C.
- 7212. Rehoboth Beach CVS, Inc.
- 7213. Reidville Drive CVS, Inc.
- 7214. Renaissance CVS, Inc.
- 7215. Reseda Northridge CVS, L.P.
- 7216. Resources for Living, LLC
- 7217. Reston Plaza America CVS, Inc.
- 7218. Retail Acquisitions Today, L.L.C.
- 7219. Retrac, Inc.
- 7220. Revco D.S., Inc.
- 7221. Revco Discount Drug Centers, Inc. (MI)
- 7222. Revco Discount Drug Centers, Inc. (OH)
- 7223. Revco Drug Stores, Inc.
- 7224. Revco Golf Charities Foundation
- 7225. Revco Home Health Care Centers, Inc.
- 7226. Revco Mail Service Pharmacy, Inc.
- 7227. Revir CVS, L.L.C.
- 7228. Reynoldsburg CVS, Inc.
- 7229. Rhode Island CVS Pharmacy, L.L.C.
- 7230. Rhode Island Home Therapeutics, Inc.
- 7231. Rice Mine Tuscaloosa CVS, Inc.
- 7232. Richards Investment Company
- 7233. Richardson CVS, L.P.
- 7234. Richboro Market CVS, Inc.
- 7235. Richland Hills CVS, L.P.
- 7236. Richmond CVS, Inc.
- 7237. Richmond Heights Acquisition Corp.
- 7238. Richmond Highway 6 CVS, L.P.
- 7239. Richmond Highway CVS, Inc.
- 7240. Richmond Houston CVS, L.P.
- 7241. Richmond Kirby CVS, L.P.
- 7242. Richmond Montrose CVS, L.P.
- 7243. Richmond Peoples, Inc.
- 7244. Richmond RI CVS, Inc.
- 7245. Richmond Sage CVS, L.P.
- 7246. Richmond Woodman CVS, Inc.
- 7247. Richton Park IL CVS, L.L.C.
- 7248. Ridgefield CT CVS, Inc.
- 7249. Ridgefield Grove CVS, Inc.
- 7250. Ridgeley CVS, Inc.
- 7251. Ridley Acres CVS, Inc.
- 7252. Ridley CVS, Inc.
- 7253. Ringgold GA CVS, Inc.
- 7254. Ringwood NJ CVS, L.L.C.
- 7255. Rising Sun CVS, Inc.
- 7256. Risinger Ft. Worth CVS, L.P.
- 7257. River Edge CVS, Inc.
- 7258. River Forest CVS, L.L.C.
- 7259. River Road CVS, Inc.
- 7260. River View Marketplace CVS, Inc.
- 7261. Riverdale IL CVS, L.L.C.
- 7262. Riverside Arlington CVS, Inc.
- 7263. Riverside Danville CVS, Inc.
- 7264. Riverton NJ CVS, L.L.C.
- 7265. Riverview FL CVS, L.L.C.
- 7266. Riverwatch CVS, Inc.
- 7267. Robbinsdale MN CVS, L.L.C.
- 7268. Robbinsville CVS, Inc.
- 7269. Robert St. Paul CVS, L.L.C.
- 7270. Robious CVS, Inc.
- 7271. Rochelle Park CVS, L.L.C.
- 7272. Rochester Main St. CVS Store, Inc.
- 7273. Rochester N.H. CVS, Inc.
- 7274. Rockaway (N.J.) CVS, Inc.
- 7275. Rockingham CVS, L.L.C.
- 7276. Rockingham Park CVS, Inc.
- 7277. Rockland CVS, Inc.
- 7278. Rockledge FL CVS, L.L.C.
- 7279. Rockville CVS, Inc.
- 7280. Rockville MD CVS, L.L.C.
- 7281. Rockville Pike CVS, Inc.
- 7282. Rockville Pike Peoples, Inc.
- 7283. Rocky Hill Cromwell CVS, Inc.
- 7284. Rocky Hill CVS, Inc.
- 7285. Roeschen's Healthcare LLC

- 7286. Rolling Manassas CVS, Inc.
- 7287. Rolling Meadows CVS, L.L.C.
- 7288. Roosevelt CVS, L.L.C.
- 7289. Roosevelt Field CVS, Inc.
- 7290. Roosevelt Plaza CVS, Inc.
- 7291. Roper Mountain Road CVS, Inc.
- 7292. Rosa Narg CVS, Inc.
- 7293. Rosecrans Avenue CVS, Inc.
- 7294. Rosecrans Hawthorne CVS, L.P.
- 7295. Rosedale NY CVS, L.L.C.
- 7296. Roselle IL CVS, L.L.C.
- 7297. Rosemont PA CVS, Inc.
- 7298. Rosenberg CVS, L.P.
- 7299. Roslindale CVS, Inc.
- 7300. Roslindale MA CVS, Inc.
- 7301. Roslyn CVS, L.L.C.
- 7302. Ross Haskell CVS, L.P.
- 7303. Ross Park CVS, Inc.
- 7304. Roswell CVS, Inc.
- 7305. Roswell Rivermont Station CVS, Inc.
- 7306. Round Lake CVS, L.L.C.
- 7307. Round Rock 79 CVS, L.L.C.
- 7308. Route 202 Whitpain CVS, Inc.
- 7309. Route 23 CVS, Inc.
- 7310. Route 27 CVS, Inc.
- 7311. Route 59 CVS, L.L.C.
- 7312. Route 83 Glastonbury CVS, Inc.
- 7313. Route 83 Palos Heights CVS, L.L.C.
- 7314. Route 88 CVS, Inc.
- 7315. Rowlett TX CVS, L.L.C.
- 7316. Rowley CVS, Inc.
- 7317. Roxborough CVS, Inc.
- 7318. Royal Dallas CVS, L.P.
- 7319. Royal Oak CVS, Inc.
- 7320. Royersford CVS, Inc.
- 7321. Rte 52 IL CVS, L.L.C.
- 7322. Runnemedede CVS, Inc.
- 7323. Russell Ft. Apache CVS, L.L.C.
- 7324. Rutherford CVS, Inc.
- 7325. Rx Connections, Inc.
- 7326. Rx Innovations 4439, L.L.C.
- 7327. RxAmerica LLC
- 7328. RXC Acquisition Company
- 7329. RxHub, L.L.C.
- 7330. S. Dartmouth CVS, Inc.
- 7331. S. Fair Oaks Ave CVS, L.L.C..
- 7332. S. Houston Lake Rd. CVS, Inc.
- 7333. S. Main St. CVS, Inc.
- 7334. S. Western Avenue CVS, Inc.
- 7335. SABH of Arizona, Incorporated
- 7336. SABH of Maricopa County, Incorporated
- 7337. Saddle Brook CVS, Inc.
- 7338. Sagamore Ridge CVS, Inc.
- 7339. Sagev CVS, L.L.C.
- 7340. Saginaw CVS, L.P.
- 7341. Saginaw Lansing CVS, Inc.
- 7342. Saguaro Health Plan, Inc.
- 7343. Salem Lynnfield CVS, Inc.
- 7344. Salem Mall CVS, Inc.
- 7345. Salem Mass. CVS, Inc.
- 7346. Salem Pond CVS, Inc.
- 7347. Salem VA CVS, Inc.
- 7348. Sam Furr Road CVS, Inc.
- 7349. Samoset Avenue CVS, Inc.
- 7350. San Antonio CareCenter Pharmacy, LLC
- 7351. San Carlos Ft. Myers CVS, L.L.C.
- 7352. San Clemente CVS, L.L.C.
- 7353. San Jose Jacksonville CVS, L.L.C.
- 7354. Sand Pharmacy St Albans 06306 LLC
- 7355. Sandusky CVS, Inc.
- 7356. Sandwich CVS, Inc.
- 7357. Sandy Plains CVS, Inc.
- 7358. Sandy Springs CVS, Inc.
- 7359. Sanford River CVS, Inc.
- 7360. Santa Ana CVS, Inc.
- 7361. Santa Marguerita CVS, L.P.
- 7362. Santa Monica CVS, L.P.
- 7363. Sanus Corp. Health Systems
- 7364. Sanus Dental Plan of N.J., Inc.
- 7365. Sanus Dental Plan of Texas, Inc.
- 7366. Sanus Health Plan of Illinois, Inc.

- |  |   |
|--|---|
| 7367. Sanus Health Plan of Pennsylvania, Inc.                        | 7391. Schaller Anderson of Missouri, L.L.C.         |
| 7368. Sanus of Maine, Inc.   | 7392. Schaller Anderson of Oklahoma, LLC            |
| 7369. Sanus of New York and New Jersey, Inc.                         | 7393. Schaller Anderson of Tennessee, LLC           |
| 7370. SANUS of New York, Inc.  | 7394. Schaller Anderson of Texas Management, L.L.C. |
| 7371. Sanus Preferred Providers West, Inc.                           | 7395. Schaller Anderson of Texas, L.P.              |
| 7372. Saugus CVS, Inc.   | 7396. Schaller Anderson, Incorporated               |
| 7373. Saugus Walnut CVS, Inc.  | 7397. Schaller Anderson, LLC                        |
| 7374. Sayre CVS, Inc.  | 7398. Schaumburg CVS, L.L.C.                        |
| 7375. SCAFFALE 03 PARTICIPAÇÕES LTDA.,                               | 7399. Schmidt Video Virtual Care of Nevada, PLLC    |
| 7376. Schaller Anderson Acquisition, Incorporated                    | 7400. Schnecksville CVS, Inc.                       |
| 7377. Schaller Anderson Behavioral Health of Maryland, Incorporated  | 7401. Schoolcraft Detroit CVS, Inc.                 |
| 7378. Schaller Anderson Behavioral Health of Tennessee, Incorporated | 7402. Schwab Road CVS, Inc.                         |
| 7379. Schaller Anderson Behavioral Health of Texas, L.L.C.           | 7403. Scituate CVS, Inc.                            |
| 7380. Schaller Anderson Behavioral Health of Texas, L.P.             | 7404. Scotch Plains CVS, Inc.                       |
| 7381. Schaller Anderson Behavioral Health, Incorporated              | 7405. Scott Houston CVS, L.P.                       |
| 7382. Schaller Anderson Health Plans, LLC                            | 7406. Scottsboro AL CVS, Inc.                       |
| 7383. Schaller Anderson Healthcare, L.L.C.                           | 7407. Scottsdale CVS, L.L.C.                        |
| 7384. Schaller Anderson Medical Administrators, Incorporated         | 7408. SCP 2003C-31 LLC                              |
| 7385. Schaller Anderson Network of Arizona, L.L.C.                   | 7409. SCP 2003C-40 LLC                              |
| 7386. Schaller Anderson of Arizona, L.L.C.                           | 7410. SCP 2003D-66 LLC                              |
| 7387. Schaller Anderson of California, L.L.C.                        | 7411. SCP 2003D-8 LLC                               |
| 7388. Schaller Anderson of Delaware, Incorporated                    | 7412. SCP 2004E-062 LLC                             |
| 7389. Schaller Anderson of Kansas, L.L.C.                            | 7413. SCP 2005-C21-013 LLC                          |
| 7390. Schaller Anderson of Maryland, L.L.C.                          | 7414. SCP 2005-C21-074 LLC                          |
|  | 7415. SCP 2005C-C20-016 LLC                         |
|  | 7416. SCP 2007-C27-013 LLC                          |
|  | 7417. SCP 2007-C27-015 LLC                          |
|  | 7418. SCP 2007-C27-017 LLC                          |
|  | 7419. SCP 2007-C27-025 LLC                          |
|  | 7420. SCP 2007-C27-061 LLC                          |
|  | 7421. SCP 2007-C27-066 LLC                          |
|  | 7422. SCP 2007-C27-084 LLC                          |
|  | 7423. SCP 2007-C27-096, L.L.C.                      |
|  | 7424. SCP 2007-C27-540 LLC                          |
|  | 7425. SCP 2007-C27-546 LLC                          |
|  | 7426. SCP 2009-C32-502 LLC                          |
|  | 7427. SCP 2009-C32-504 LLC                          |
|  | 7428. SCP 2009-C32-513 LLC                          |



- 7429. SCP 2009-C32-518 LLC
- 7430. Scranton Davis CVS, Inc.
- 7431. Scranton Main CVS, Inc.
- 7432. Scrip World, LLC
- 7433. Sea Isle City CVS, Inc.
- 7434. Seaboard Service System, Ltd.
- 7435. Seaford NY CVS, L.L.C.
- 7436. Sears Town Mall CVS, Inc.
- 7437. Seaside Heights CVS, L.L.C.
- 7438. Seaville NJ CVS, L.L.C.
- 7439. SEC CVS, Inc.
- 7440. SEC Lincoln CVS, L.L.C.
- 7441. SEC Route 14 CVS, L.L.C.
- 7442. SEC State CVS, L.L.C.
- 7443. SEC University MN CVS, L.L.C.
- 7444. Secaucus Seven CVS, Inc.
- 7445. Sedalia NC CVS, Inc.
- 7446. Sedwick Durham CVS, L.L.C.
- 7447. Seekonk Mall CVS, Inc.
- 7448. Seminole CVS, Inc.
- 7449. Senip CVS, L.L.C.
- 7450. Setauket CVS, Inc.
- 7451. Seven Corners, VA Bob's, Inc.
- 7452. Seventh Street CVS, INC.
- 7453. Severn CVS, Inc.
- 7454. Seymour CVS, Inc.
- 7455. Shallowford Road CVS, Inc.
- 7456. Shamokin CVS, Inc.
- 7457. Sharon CVS, Inc.
- 7458. Sharon Hill CVS, Inc.
- 7459. Sheffield Avenue CVS, L.L.C.
- 7460. Shelby Township CVS, Inc.
- 7461. Shelbyville Main CVS, Inc.
- 7462. SHELF CO (NO. 967) LIMITED
- 7463. Shepherd Houston CVS, L.P.
- 7464. Sheridan Cooper CVS, L.L.C.
- 7465. Ship Bottom NJ CVS, L.L.C.
- 7466. Shirley CVS, L.L.C.
- 7467. Shoemakerville CVS, Inc.
- 7468. Shoppers Village CVS, Inc.
- 7469. Shoppers World CVS, Inc.
- 7470. Shopperstown CVS, Inc.
- 7471. Shore Pharmaceutical Providers, LLC
- 7472. Shorewood CVS, L.L.C.
- 7473. Showalter CVS, Inc.
- 7474. Shrewsbury Retailer, Inc.
- 7475. SHS NewHMO, Inc.
- 7476. Sibley Chicago CVS, L.L.C.
- 7477. Sicklerville Road CVS, Inc.
- 7478. Sillington Road CVS, Inc.
- 7479. Silver Hill CVS, Inc.
- 7480. Silverbrook CVS, Inc.
- 7481. SilverScript Insurance Company
- 7482. SilverScript, Inc.
- 7483. SilverScript, L.L.C.
- 7484. Silvertown CVS, Inc.
- 7485. Simi Valley CVS, Inc.
- 7486. Simsbury CVS, Inc.
- 7487. Sisson Road CVS, Inc.
- 7488. Skillman Mockingbird CVS, L.P.
- 7489. Skokie CVS, L.L.C.
- 7490. Sky Acquisition LLC
- 7491. Skyport Owner's Association
- 7492. Sloans Lake Holding Corporation
- 7493. Sloans Lake Managed Care, Inc.
- 7494. Sloan's Lake Management Corp.
- 7495. Smith Northampton CVS, Inc.
- 7496. Smith Palatine CVS, L.L.C.
- 7497. Smith Providence CVS, Inc.
- 7498. Smithville CVS, Inc.
- 7499. Smyrna Concord Road CVS, Inc.
- 7500. Smyrna CVS, Inc.
- 7501. Snellville CVS, Inc.
- 7502. Snellville GA CVS, Inc.
- 7503. Snow Road CVS, Inc.
- 7504. Socastee SC CVS, Inc.
- 7505. Solomon Office Associates, L.L.C.
- 7506. Solomons CVS, Inc.
- 7507. Somerdale CVS, Inc.
- 7508. Somers Point CVS, Inc.
- 7509. Somerset CVS, Inc.
- 7510. Somerville MA CVS, Inc.
- 7511. Somerville, MA Bob's, Inc.
- 7512. Sopco, Inc.

- 7513. Souderton CVS, Inc.
- 7514. Sourcing Co, LLC
- 7515. South Attleboro CVS, Inc.
- 7516. South Boston CVS, Inc.
- 7517. South Bristol Street CVS, Inc.
- 7518. South Brook CVS, Inc.
- 7519. South Brunswick CVS, Inc.
- 7520. South Carolina CVS Pharmacy, L.L.C.
- 7521. South Carolina CVS, Inc.
- 7522. South Dixie CVS, L.L.C.
- 7523. South Hills CVS Store, Inc.
- 7524. South Lincoln Newtown CVS, Inc.
- 7525. South Lyon CVS, Inc.
- 7526. South Mall CVS, Inc.
- 7527. South Merrimack CVS, Inc.
- 7528. South Nashua CVS, Inc.
- 7529. South Philadelphia CVS, Inc.
- 7530. South Plainfield CVS, Inc.
- 7531. South Post Oak CVS, L.P.
- 7532. South Providence CVS, Inc.
- 7533. South Sandwich Store Corporation
- 7534. South Shore League City CVS, L.P.
- 7535. South Shore Retailer, Inc.
- 7536. South Street CVS, Inc.
- 7537. South Wabash CVS, L.L.C.
- 7538. South Windsor CVS, Inc.
- 7539. South Yarmouth CVS, Inc.
- 7540. Southbridge Saga CVS, Inc.
- 7541. Southbury CVS, Inc.
- 7542. Southeast Pharmacy Consultants, Inc.
- 7543. Southern Buckeye CVS, L.L.C.
- 7544. Southern Greenfield CVS, L.L.C.
- 7545. Southern Health Services, Inc.
- 7546. Southern Tempe CVS, L.L.C.
- 7547. Southington Main Street CVS, Inc.
- 7548. Southington Queen CVS, Inc.
- 7549. Southlake CVS, L.P.
- 7550. Southmore CVS, L.P.
- 7551. Southport NC CVS, Inc.
- 7552. Southwest Health Plan, Inc.
- 7553. Sparkleberry Lane CVS, Inc.
- 7554. Spatium, LLC
- 7555. Specialized Pharmacy Services, LLC
- 7556. Specialty Carts, LLC
- 7557. Specialty Services Holding LLC
- 7558. Speedwell CVS Urban Renewal, L.L.C.
- 7559. Speen Street CVS, Inc.
- 7560. Spencer Hwy CVS, L.P.
- 7561. Spencer Main CVS, Inc.
- 7562. Spencer PharmaCare Pharmacy, Inc.
- 7563. Spinnaker Bidco Limited
- 7564. Spinnaker Topco Limited
- 7565. Spring CVS, L.P.
- 7566. Spring Cypresswood CVS, L.P.
- 7567. Spring Falvel TX CVS, L.L.C.
- 7568. Spring Valley Houston CVS, L.P.
- 7569. Spring Valley Richardson CVS, L.P.
- 7570. Springfield Avenue CVS, Inc.
- 7571. Springfield CVS, Inc.
- 7572. Springfield Gardens CVS, L.L.C.
- 7573. Springfield IL CVS, L.L.C.
- 7574. Springfield NJ CVS, L.L.C.
- 7575. Springfield PA CVS, Inc.
- 7576. Springfield Post Road CVS, Inc.
- 7577. Springfield Sparns CVS, Inc.
- 7578. Springfield St. James CVS, Inc.
- 7579. Springhouse PA CVS, Inc.
- 7580. Sproul Broomall CVS, Inc.
- 7581. Spruce Street CVS, Inc.
- 7582. Square One CVS, Inc.
- 7583. SR 436 CVS, L.L.C.
- 7584. St. Aug Tuscan, L.L.C.
- 7585. St. Aug Watson, L.L.C.
- 7586. St. Charles CVS, L.L.C.
- 7587. St. Clair CVS, Inc.
- 7588. St. Cloud CVS, L.L.C.
- 7589. St. George's Avenue CVS, Inc.
- 7590. St. Louis Park CVS, L.L.C.
- 7591. St. Louis PharmaCare Pharmacy, Inc.

- 7592. St. Mary's CVS, Inc.
- 7593. St. Paul MN CVS, L.L.C.
- 7594. St. Petersburg CVS, Inc.
- 7595. Stamford CVS, Inc.
- 7596. Stamford Hope Street CVS, Inc.
- 7597. Stamford Ridgeway CVS, Inc.
- 7598. Stamford Town Center CVS, Inc.
- 7599. Standard Drug Company
- 7600. State College CVS, Inc.
- 7601. State Park Road CVS, Inc.
- 7602. State St. CVS Store, Inc.
- 7603. State Street CVS, L.L.C.
- 7604. Staten Island New York CVS, Inc.
- 7605. Station Avenue CVS, Inc.
- 7606. Steeplegate CVS, Inc.
- 7607. Stenton Avenue CVS, Inc.
- 7608. Stephens City VA CVS, Inc.
- 7609. Stephenville TX CVS, L.L.C.
- 7610. Sterling Healthcare Services, Inc.
- 7611. Sterling Healthcare Services, LLC
- 7612. Sterling Heights CVS, Inc.
- 7613. Sterrettania Road CVS, Inc.
- 7614. Steubner-Airline CVS, L.P.
- 7615. Stockbridge CVS, Inc.
- 7616. Stokes Road CVS, Inc.
- 7617. Stone Mountain CVS, Inc.
- 7618. Stoneham CVS, Inc.
- 7619. Stony Island Chicago CVS, L.L.C.
- 7620. Stoughton CVS, Inc.
- 7621. Strategic Resource Company
- 7622. Streamwood CVS, L.L.C.
- 7623. Stroudsburg Mall CVS, Inc.
- 7624. Structured Benefits Inc.
- 7625. Sturbridge PharmaCare Pharmacy, Inc.
- 7626. Sublett Matlock CVS, L.P.
- 7627. Suburban Medical Services, LLC
- 7628. Sudbury CVS, Inc.
- 7629. Sudbury Wayside CVS, Inc.
- 7630. Suffield Agawam CVS, Inc.
- 7631. Suffield CVS, Inc.
- 7632. Sugar Land CVS, L.P.
- 7633. Sugarloaf Parkway CVS, Inc.
- 7634. Summer St. CVS, Inc.
- 7635. Summit Health Plan, Inc
- 7636. Sumner Belmont CVS, Inc.
- 7637. Sun City AZ CVS, L.L.C.
- 7638. Sun Lakes CVS, L.L.C.
- 7639. Sun Pharmacy, Limited Liability Company
- 7640. Sunderland Road CVS, Inc.
- 7641. Sunlake Land CVS, L.L.C.
- 7642. Sunnyside NY CVS, L.L.C.
- 7643. Sunrise FL CVS, L.L.C.
- 7644. Sunset Crossing CVS, Inc.
- 7645. Sunset Henderson CVS, L.L.C.
- 7646. Superior Care Pharmacy, Inc.
- 7647. Superior Care Pharmacy, LLC
- 7648. Superior Township CVS, L.L.C.
- 7649. SureScripts LLC
- 7650. SureScripts-RxHub, LLC
- 7651. Surfside CVS, Inc.
- 7652. Surprise CVS, L.L.C.
- 7653. Sutter Health and Aetna Administrative Services LLC
- 7654. Sutter Health and Aetna Insurance Company
- 7655. Sutter Health and Aetna Insurance Holding Company LLC
- 7656. Suwanee CVS, Inc.
- 7657. Swamp New Britain CVS, Inc.
- 7658. Swampscott Retailer, Inc.
- 7659. Swansea CVS, Inc.
- 7660. Swansea IL CVS, L.L.C.
- 7661. Swatara Square CVS, Inc.
- 7662. SWC Camelback CVS, L.L.C.
- 7663. SWC CVS, Inc.
- 7664. SWC M-59 CVS, L.L.C.
- 7665. SWC Moulton Pkwy CVS, L.L.C.
- 7666. SWC Progress Boulevard CVS, L.L.C.
- 7667. SWC Union Hills Drive CVS, L.L.C.
- 7668. Sylmar Square CVS, Inc.
- 7669. Synergy Merger, LLC

- 7670. Syracuse Genesee St. CVS Store, Inc.
- 7671. Systran Networks, Inc.
- 7672. T2 Medical, Inc.
- 7673. Tabernacle CVS, Inc.
- 7674. Taconic Park CVS Store, Inc.
- 7675. Taft Street CVS, Inc.
- 7676. Taft University CVS, Inc.
- 7677. Takoma Park CVS, Inc.
- 7678. Tamaqua CVS, Inc.
- 7679. Tampa Lynn CVS, Inc.
- 7680. Tanker Six, LLC
- 7681. Tanner Houston CVS, L.P.
- 7682. Tannersville CVS, Inc.
- 7683. Tara Boulevard CVS, Inc.
- 7684. Tarzana CVS, Inc.
- 7685. Taunton County CVS, Inc.
- 7686. Taunton Retailer, Inc.
- 7687. TCPI Acquisition Corp.
- 7688. TCPI Acquisition, LLC
- 7689. TDI Managed Care Services, Inc.
- 7690. Teasley Denton CVS, L.P.
- 7691. Telegraph CVS, Inc.
- 7692. Tennessee CVS Pharmacy, L.L.C.
- 7693. Terrace Oaks Houston CVS, L.P.
- 7694. Terrence D. Morton, Jr., MD, P.C.
- 7695. Tewksbury - Oaks, CVS., Inc.
- 7696. Tewksbury CVS, Inc.
- 7697. Texas Health + Aetna Health Insurance Company
- 7698. Texas Health + Aetna Health Insurance Holding Company LLC
- 7699. Texas Health + Aetna Health Plan Inc.
- 7700. Texas Health Network, Inc.
- 7701. Texas Road CVS, Inc.
- 7702. The Associated Products Company
- 7703. The City CVS, Inc.
- 7704. The ETHIX Corporation
- 7705. The Jeskey Clinic, LLC
- 7706. The Lane Drug Company
- 7707. The Mall of Orange CVS, Inc.
- 7708. The New Group Health Plan, Inc.
- 7709. The Vasquez Group Inc.
- 7710. TheraCom, L.L.C.
- 7711. Third Avenue N.Y. CVS, Inc.
- 7712. Third Lake CVS, L.L.C.
- 7713. Third Party Claims Management, Inc.
- 7714. Thomas 24th Phoenix CVS, L.L.C.
- 7715. Thomas 43rd Phoenix CVS, L.L.C.
- 7716. Thomas Avondale CVS, L.L.C.
- 7717. Thomas E. Emma CVS Store, L.L.C.
- 7718. Thomas Phoenix CVS, L.L.C.
- 7719. Thomaston CVS, Inc.
- 7720. Thornbury CVS, Inc.
- 7721. Thorndale PA CVS, Inc.
- 7722. Thousand Oaks CVS, Inc.
- 7723. Three Forks Apothecary, LLC
- 7724. Thunderbird Phoenix CVS, L.L.C.
- 7725. Thundermist Aviation, Inc.
- 7726. Thundermist Services, LLC
- 7727. Tianjin An Hai Tai Hua Medical Information Technology Co., Ltd
- 7728. Tinley Park CVS, L.L.C.
- 7729. Tinton Falls CVS, Inc.
- 7730. Titus Avenue CVS, Inc.
- 7731. Titusville CVS, L.L.C.
- 7732. Tiverton CVS, Inc.
- 7733. Tolland CVS, Inc.
- 7734. Tomball CVS, L.P.
- 7735. Tonawanda CVS, Inc.
- 7736. Toombs Avenue CVS, L.L.C.
- 7737. Topanga Canyon CVS, Inc.
- 7738. Torrance Blvd CVS, L.L.C.
- 7739. Torrance Western CVS, Inc.
- 7740. Torresdale CVS, Inc.
- 7741. Torrington Main Street CVS, Inc.
- 7742. Totowa CVS, Inc.
- 7743. Totowa Union CVS, Inc.
- 7744. Towamencin CVS, Inc.
- 7745. Towanda CVS, Inc.
- 7746. Tower CVS, Inc.
- 7747. Town Center CVS, Inc.
- 7748. Town Center Orlando CVS, L.L.C.

- 7749. Town Plaza CVS, Inc.
- 7750. Towne Centre CVS, L.L.C.
- 7751. Towne Lake Parkway CVS, Inc.
- 7752. Township Line CVS, Inc.
- 7753. Towson CVS, Inc.
- 7754. Trappe CVS, Inc.
- 7755. Tree Merger Sub, Inc.
- 7756. Tremont Avenue Bronx CVS, L.L.C.
- 7757. Tremont Boston CVS, Inc.
- 7758. Tremont CVS, Inc.
- 7759. Trenton CVS, Inc.
- 7760. Trevoze Hospitality, Inc.
- 7761. Trumbull CVS, Inc.
- 7762. Trumbull Four, Inc.
- 7763. Trumbull One, Inc.
- 7764. Tucker CVS, Inc.
- 7765. Tucson AZ CVS, L.L.C.
- 7766. Turnpike Augusta CVS, Inc.
- 7767. Turnpike Street CVS, Inc.
- 7768. Tuscaloosa CVS, Inc.
- 7769. Twain MergerSub Corp.
- 7770. Twain MergerSub, L.L.C.
- 7771. Twenty Third Fairmount CVS, Inc.
- 7772. Twinsburg Claims, Inc.
- 7773. Twinsurance Limited
- 7774. Tyler Mall CVS, Inc.
- 7775. Tyler TX CVS, L.P.
- 7776. Tyrone CVS, Inc.
- 7777. U. S. Health Insurance Company
- 7778. U.S. Health Aviation Corp.
- 7779. U.S. Health Information Systems, Inc.
- 7780. U.S. Health Insurance Company
- 7781. U.S. Healthcare Advantage, Inc.
- 7782. U.S. Healthcare Advantage, LLC
- 7783. U.S. Healthcare Dental Plan Inc.
- 7784. U.S. Healthcare Dental Plan, Inc.
- 7785. U.S. Healthcare Financial Services, LLC
- 7786. U.S. Healthcare Holdings, LLC
- 7787. U.S. Healthcare of Georgia, Inc.
- 7788. U.S. Healthcare of New Hampshire, Inc
- 7789. U.S. Healthcare of the Carolinas, Inc.
- 7790. U.S. Healthcare of Washington Inc.
- 7791. U.S. Healthcare Properties, Inc.
- 7792. U.S. Healthcare, Inc.
- 7793. U.S. Healthcare, Inc. (Michigan)
- 7794. U.S. Managed Care, Inc.
- 7795. U.S. PatriotCare, Inc.
- 7796. U.S. Phoenix Corporation
- 7797. U.S. Quality Algorithms, Inc.
- 7798. UAC Holding, Inc.
- 7799. UC Acquisition Corp.
- 7800. UC Acquisition, LLC
- 7801. Ulster CVS Store, Inc.
- 7802. Uni-Care Health Services of Maine, Inc.
- 7803. Uni-Care Health Services of Maine, LLC
- 7804. Union Boulevard CVS, Inc.
- 7805. Union City CVS, Inc.
- 7806. Union Lehigh CVS, Inc.
- 7807. Union St. CVS, Inc.
- 7808. Uniontown CVS, Inc.
- 7809. United PharmaCare Services, L.P.
- 7810. United PM Services General, Inc.
- 7811. United PM Services Limited, Inc.
- 7812. United States Health Care System, Inc.
- 7813. United States Health Care Systems of Pennsylvania, Inc.
- 7814. United States Health Care Systems, Inc.
- 7815. United States Home Health Care Systems, Inc.
- 7816. United States Physicians Care Systems, Inc.
- 7817. Universal American Corp.
- 7818. University CVS, Inc.
- 7819. University Drive-Amherst CVS, Inc.
- 7820. University Mesa CVS, L.L.C.

- 7821. University St. Paul CVS, L.L.C.
- 7822. University Tamarac CVS, L.L.C.
- 7823. University-Wheaton CVS, Inc.
- 7824. University-Wheaton Peoples, Inc.
- 7825. Upper Darby CVS, Inc.
- 7826. Upper Gwynedd CVS, Inc.
- 7827. Upper Hembree CVS, Inc.
- 7828. Upper Uwchlan CVS, Inc.
- 7829. US 19 Port Richey CVS, L.L.C.
- 7830. US Bioservices Corporation
- 7831. USHC Management Services Corporation
- 7832. Utah CVS Pharmacy, L.L.C.
- 7833. Uvalde Houston CVS, L.P.
- 7834. Uxbridge CVS, Inc.
- 7835. V Memorial Houston CVS, L.P.
- 7836. Val Mesa Pharmacy, Inc.
- 7837. Valley Road CVS, Inc.
- 7838. Valley Verde NV CVS, L.L.C.
- 7839. Value Health Care Services LLC
- 7840. Van Buren Goodyear CVS, L.L.C.
- 7841. Van Houten CVS, Inc.
- 7842. Van Nuys Boulevard CVS, Inc.
- 7843. Vanoak Plaza CVS, Inc.
- 7844. VAPS Acquisition Company, LLC
- 7845. Vassar Poughkeepsie CVS, L.L.C.
- 7846. Vaughn Montgomery CVS, Inc.
- 7847. Vaughn Road CVS, Inc.
- 7848. Velmeir Euclid Co., L.L.C.
- 7849. Venice FL CVS, L.L.C.
- 7850. Vermont CVS Pharmacy, L.L.C.
- 7851. Vernon CVS, Inc.
- 7852. Vestal Ave. CVS Store, Inc.
- 7853. VHCS Acquisition Sub, LLC
- 7854. Victor Valley CVS, Inc.
- 7855. Victory Van Nuys CVS, L.P.
- 7856. Village Chestnut Hill CVS, Inc.
- 7857. Village Grove CVS, Inc.
- 7858. Village Plaza CVS, Inc.
- 7859. Villanova Street CVS, L.P.
- 7860. Vine & Taft CVS, Inc.
- 7861. Vineland CVS, Inc.
- 7862. Vinings Jubilee CVS, Inc.
- 7863. Virginia CVS Pharmacy, L.L.C.
- 7864. Virginia Mason Health Plan, Inc.
- 7865. Virtual Acute General Medical PLLC
- 7866. Virtual Behavioral Health PLLC
- 7867. Virtual Primary Care PLLC
- 7868. Vista Health of South Florida, Inc.
- 7869. Vista Healthplan, Inc.
- 7870. Vital Care Infusions, Inc.
- 7871. VivaHealth, Incorporated
- 7872. Voorhees CVS, L.L.C.
- 7873. Vultee Street CVS, Inc.
- 7874. W. Imperial Hwy CVS, L.L.C.
- 7875. W. Mifflin CVS, Inc.
- 7876. W. Ponce DeLeon CVS, Inc.
- 7877. W. Redondo Beach Blvd CVS, L.L.C.
- 7878. W. Springfield Elm CVS, Inc.
- 7879. Wade Hampton Blvd. CVS, Inc.
- 7880. Wadsworth CVS, Inc.
- 7881. Wadsworth High Street CVS, Inc.
- 7882. Wagaraw Road CVS, Inc.
- 7883. Wake Forest CVS, Inc.
- 7884. Wakefield CVS, Inc.
- 7885. Wakefield Mass. CVS, Inc.
- 7886. Waldorf MD CVS, L.L.C.
- 7887. Walkertown NC CVS, Inc.
- 7888. Wal-Lex CVS, Inc.
- 7889. Wallingford Acquisition, Inc.
- 7890. Wallingford CVS, Inc.
- 7891. Walmsley Blvd. Peoples, Inc.
- 7892. Walnut Garland CVS, L.P.
- 7893. Walnut Hill CVS, L.P.
- 7894. Walnut Hill Irving CVS, L.L.C.
- 7895. Walnut Hill Plaza CVS, Inc.
- 7896. Walnut Street CVS, Inc.
- 7897. Walpole CVS, Inc.
- 7898. Walpole Main Street CVS, Inc.
- 7899. Walpole Plaza CVS, Inc.
- 7900. Walters Houston CVS, L.P.
- 7901. Waltham CVS, Inc.
- 7902. Waltham-Moody CVS, Inc.
- 7903. Wappingers Falls CVS, L.L.C.

- 7904. Ware CVS, Inc.
- 7905. Wareham CVS, Inc.
- 7906. Waretown CVS, L.L.C.
- 7907. Warm Springs Rainbow CVS, L.L.C.
- 7908. Warm Springs Road CVS, L.L.C.
- 7909. Warminster CVS, Inc.
- 7910. Warminster, PA Bob's, Inc.
- 7911. Warner Higley Gilbert CVS, L.L.C.
- 7912. Warner Huntington CVS, L.P.
- 7913. Warner McQueen CVS, L.L.C.
- 7914. Warren Avenue CVS, Inc.
- 7915. Warren CVS, L.L.C.
- 7916. Warren R.I. CVS, Inc.
- 7917. Warrenville IL CVS, L.L.C.
- 7918. Warwick Centerville CVS, Inc.
- 7919. Warwick City Hall CVS, Inc.
- 7920. Warwick Main CVS, L.L.C.
- 7921. Warwick Neck CVS, Inc.
- 7922. Warwick NY CVS, L.L.C.
- 7923. Warwick Retailer, Inc.
- 7924. Warwick Shaw Plaza CVS, Inc.
- 7925. Warwick West Shore CVS, Inc.
- 7926. Washington Chicago CVS, L.L.C.
- 7927. Washington Connecticut CVS, Inc.
- 7928. Washington CVS Pharmacy, L.L.C.
- 7929. Washington E Street CVS, Inc.
- 7930. Washington Easton CVS, Inc.
- 7931. Washington GA CVS, L.L.C.
- 7932. Washington Lamb CVS, L.L.C.
- 7933. Washington Retailer, Inc.
- 7934. Washington Square CVS, Inc.
- 7935. Washington Wisconsin CVS, Inc.
- 7936. Water Street Fitchburg CVS, Inc.
- 7937. Waterbury Chase CVS, Inc.
- 7938. Waterbury West Main CVS, Inc.
- 7939. Waterbury Westwood CVS, Inc.
- 7940. Waterbury Wolcott CVS, Inc.
- 7941. Waterford Boston Post CVS, Inc.
- 7942. Watertown Plaza CVS, Inc.
- 7943. Watertown Main Street CVS, Inc.
- 7944. Waterville CVS, Inc.
- 7945. Waterville Valley CVS, Inc.
- 7946. Waterway Drive CVS, Inc.
- 7947. Waukegan CVS, L.L.C.
- 7948. Waverly Pharmacy, LLC
- 7949. Waverly TN CVS, Inc.
- 7950. Wayland CVS, Inc.
- 7951. Wayne Avenue CVS, Inc.
- 7952. Wayne CVS, Inc.
- 7953. Weber Medical Systems LLC
- 7954. Webster Avenue CVS, Inc.
- 7955. Webster Main St. CVS, Inc.
- 7956. Webster PharmaCare Pharmacy, Inc.
- 7957. Webster TX CVS, L.P.
- 7958. Weddington NC CVS, Inc.
- 7959. Weir CanyonSerrano CVS, Inc.
- 7960. Wellesley CVS, Inc.
- 7961. Wellpartner, Inc.
- 7962. Wellpartner, LLC
- 7963. WellPath of South Carolina, Inc.
- 7964. WellPath Select Holding Company, Inc.
- 7965. WellPath Select, Inc.
- 7966. Wesley Chapel CVS, L.L.C.
- 7967. West 14th Street CVS, L.L.C.
- 7968. West 235th Bronx CVS, L.L.C.
- 7969. West 42nd Street CVS, L.L.C.
- 7970. West Aspetuck CVS, Inc.
- 7971. West Avenue CVS, Inc.
- 7972. West Bancroft Toledo CVS, Inc.
- 7973. West Boylston CVS, Inc.
- 7974. West Bridgewater CVS, Inc.
- 7975. West Broad Street CVS, Inc.
- 7976. West Broad Street Peoples, Inc.
- 7977. West Broadway CVS, Inc.
- 7978. West Calhoun CVS, Inc.
- 7979. West Central Toledo CVS, Inc.
- 7980. West Cheltenham Avenue CVS, Inc.
- 7981. West Chester Pike CVS, Inc.
- 7982. West College Ave CVS, Inc.
- 7983. West Covina CVS, Inc.
- 7984. West Hartford Boulevard CVS, Inc.
- 7985. West Hartford CVS, Inc.
- 7986. West Hartford Route 4 CVS, Inc.

- 7987. West Hubbard CVS, L.L.C.
- 7988. West Hunter Street CVS, L.L.C.
- 7989. West Jackson CVS, L.L.C.
- 7990. West Lemon CVS, Inc.
- 7991. West Main Freehold CVS, Inc.
- 7992. West Main Street CVS, Inc.
- 7993. West Miller CVS, Inc.
- 7994. West Newton Retailer, Inc.
- 7995. West Peabody CVS, Inc.
- 7996. West Pike Street CVS, L.L.C.
- 7997. West Roxbury CVS, Inc.
- 7998. West Springfield CVS, Inc.
- 7999. West Virginia CVS Pharmacy,  
L.L.C.
- 8000. West Warwick CVS, Inc.
- 8001. West Warwick Main Street CVS,  
Inc.
- 8002. West Warwick Providence CVS,  
Inc.
- 8003. Westampton CVS, Inc.
- 8004. Westboro CVS, Inc.
- 8005. Westboro PharmaCare Pharmacy,  
Inc.
- 8006. Westborough Computer Drive CVS,  
Inc.
- 8007. Western Chic CVS, L.L.C.
- 8008. Western CVS, L.L.C.
- 8009. Western Reserve Health Plan, Inc.
- 8010. Western Reserve Individual  
Practice Association, Inc.
- 8011. Westfield Franklin CVS, Inc.
- 8012. Westfield Little River CVS, Inc.
- 8013. Westfield Shops CVS, Inc.
- 8014. Westford CVS, Inc.
- 8015. Westhaven Services Co., LLC
- 8016. Westheimer Fondren CVS, L.P.
- 8017. Westheimer Houston CVS, L.P.
- 8018. Westland CVS, Inc.
- 8019. Westland MI CVS, L.L.C.
- 8020. Westminster Mall CVS, Inc.
- 8021. Westmont CVS, L.L.C.
- 8022. Weston Blatt CVS, L.L.C.
- 8023. Westwood CVS, Inc.
- 8024. Westwood Washington CVS, Inc.
- 8025. Wethersfield CVS, Inc.
- 8026. Weymouth Retailer, Inc.
- 8027. Whalley Avenue CVS, Inc.
- 8028. Whalon Street CVS, Inc.
- 8029. Wheaton CVS, L.L.C.
- 8030. White Bear Lake CVS, L.L.C.
- 8031. White Cross Stores Inc., No. 14
- 8032. White Lake CVS, Inc.
- 8033. White Plains Eastchester CVS, Inc.
- 8034. White Plains Lexington CVS, Inc.
- 8035. White Plains Retailer, Inc.
- 8036. Whitehall CVS, Inc.
- 8037. Whitestone CVS, L.L.C.
- 8038. Whitinsville CVS, Inc.
- 8039. Whitman Plaza CVS, Inc.
- 8040. Whitmore Lake CVS, Inc.
- 8041. Whitpain CVS, Inc.
- 8042. Whittier Blvd CVS, L.L.C.
- 8043. Whittier Colima CVS, Inc.
- 8044. Wilcrest Houston CVS, L.P.
- 8045. Wiles Road CVS, L.L.C.
- 8046. Williamsbridge Bronx CVS, L.L.C.
- 8047. Williamsburg CVS, Inc.
- 8048. Williamson Drug Company,  
Incorporated
- 8049. Williamson Drug Company, LLC
- 8050. Willimantic Main Street CVS, Inc.
- 8051. Willingboro CVS, Inc.
- 8052. Willow Grove CVS, Inc.
- 8053. Willow Hoboken CVS, Inc.
- 8054. Wilmer Road CVS, L.L.C.
- 8055. Wilmington CVS, L.L.C.
- 8056. Wilmington Plaza CVS, Inc.
- 8057. Wilmore Washington CVS, L.L.C.
- 8058. Wilson Blvd. CVS, Inc.
- 8059. Wilson Boulevard CVS, Inc.
- 8060. Wilton CT CVS, Inc.
- 8061. Winchester CVS, Inc.
- 8062. Winchester Huntsville CVS, Inc.
- 8063. Winchester VA CVS, Inc.
- 8064. Wind Gap CVS, Inc.
- 8065. Windsor Broad Street CVS, Inc.



- 8066. Windsor CVS, Inc.
- 8067. Windward Plaza CVS, Inc.
- 8068. Winfield CVS, L.L.C.
- 8069. Winsted CVS, Inc.
- 8070. Winter Park CVS, Inc.
- 8071. Winthrop CVS, Inc.
- 8072. Wisconsin Avenue CVS, Inc.
- 8073. Wisconsin CVS Pharmacy, L.L.C.
- 8074. Wise Avenue CVS, Inc.
- 8075. Wissahickon Payment  
Administrators, Inc.
- 8076. Wisteria Drive Peoples, Inc.
- 8077. Woburn Centre CVS, Inc.
- 8078. Woburn Mall CVS, Inc.
- 8079. Wollaston Quincy CVS, Inc.
- 8080. Woodbridge CVS, Inc.
- 8081. Woodbury MN CVS, L.L.C.
- 8082. Woodbury/Red Bank CVS, Inc.
- 8083. Woodhaven CVS, Inc.
- 8084. Woodlawn Avenue CVS, Inc.
- 8085. Woodlawn Chicago CVS, L.L.C.
- 8086. Woodridge CVS, L.L.C.
- 8087. Woodruff Realty Associates, L.L.C.
- 8088. Woodruff Road CVS, Inc.
- 8089. Woodside CVS, L.L.C.
- 8090. Woodside NY CVS, L.L.C.
- 8091. Woodstock CVS, Inc.
- 8092. Woodstock CVS, L.L.C.
- 8093. Woodville CVS, Inc.
- 8094. Woodward Detroit CVS, L.L.C.
- 8095. Woodward Manalapan CVS, LL.C.
- 8096. Woodward Royal Oak CVS, L.L.C.
- 8097. Woolwich CVS, L.L.C.
- 8098. Woonsocket CVS, Inc.
- 8099. Woonsocket Prescription Center,  
Incorporated
- 8100. Worcester - Food Village CVS, Inc.
- 8101. Worcester Center CVS, Inc.
- 8102. Worcester Park CVS, Inc.
- 8103. Worcester PharmaCare Pharmacy,  
Inc.
- 8104. Worcester-June St. CVS, Inc.
- 8105. Worcester-Lincoln Plaza CVS, Inc.
- 8106. Worcester-Stafford CVS, Inc.
- 8107. Worcester-Tatnuck Square CVS,  
Inc.
- 8108. Work & Family Benefits, Inc.
- 8109. Workers Comp Advantage, Inc.
- 8110. WP Smart Holdings, LLC
- 8111. Wrightstown CVS, Inc.
- 8112. Wrightwood Chicago CVS, L.L.C.
- 8113. Wylie CVS, L.P.
- 8114. Wyoming MI CVS, Inc.
- 8115. Yale Houston CVS, L.P.
- 8116. Yardley CVS, Inc.
- 8117. Yarmouth CVS, Inc.
- 8118. Yeadon (Pa.) CVS, Inc.
- 8119. Yonkers Bronx River CVS, L.L.C.
- 8120. Yonkers Central Park CVS, Inc.
- 8121. Yorba Linda CVS, Inc.
- 8122. York Mall CVS, Inc.
- 8123. York Road CVS, Inc.
- 8124. Ypsilanti Township CVS, L.L.C.
- 8125. Zephyrhills CVS, L.L.C.
- 8126. Zieglersville PA CVS, Inc.
- 8127. Zinc Health Services, LLC
- 8128. Zinc Health Ventures, LLC
- 8129. Zion IL CVS, L.L.C.
- 8130. ZS Acquisition Company, LLC

**EXHIBIT K****Subdivision Participation and Release Form**

Governmental Entity:	State:
Authorized Official:	
Address 1:	
Address 2:	
City, State, Zip:	
Phone:	
Email:	

The governmental entity identified above (“*Governmental Entity*”), in order to obtain and in consideration for the benefits provided to the Governmental Entity pursuant to the Settlement Agreement dated December 9, 2022 (“*CVS Settlement*”), and acting through the undersigned authorized official, hereby elects to participate in the CVS Settlement, release all Released Claims against all Released Entities, and agrees as follows.

1. The Governmental Entity is aware of and has reviewed the CVS Settlement, understands that all terms in this Participation and Release Form have the meanings defined therein, and agrees that by executing this Participation and Release Form, the Governmental Entity elects to participate in the CVS Settlement and become a Participating Subdivision as provided therein.
2. The Governmental Entity shall promptly, and in any event no later than 14 days after the Reference Date and prior to the filing of the Consent Judgment, dismiss with prejudice any Released Claims that it has filed. With respect to any Released Claims pending in *In re National Prescription Opiate Litigation*, MDL No. 2804, the Governmental Entity authorizes the Plaintiffs’ Executive Committee to execute and file on behalf of the Governmental Entity a Stipulation of Dismissal with Prejudice substantially in the form found at [website link to national settlement website to be provided].
3. The Governmental Entity agrees to the terms of the CVS Settlement pertaining to Participating Subdivisions as defined therein.
4. By agreeing to the terms of the CVS Settlement and becoming a Releasor, the Governmental Entity is entitled to the benefits provided therein, including, if applicable, monetary payments beginning after the Effective Date.
5. The Governmental Entity agrees to use any monies it receives through the CVS Settlement solely for the purposes provided therein.
6. The Governmental Entity submits to the jurisdiction of the court in the Governmental Entity’s state where the Consent Judgment is filed for purposes limited to that court’s role as provided in, and for resolving disputes to the extent provided in, the CVS Settlement. The Governmental Entity likewise agrees to arbitrate before the National Arbitration Panel

as provided in, and for resolving disputes to the extent otherwise provided in, the CVS Settlement.

7. The Governmental Entity has the right to enforce the CVS Settlement as provided therein.
8. The Governmental Entity, as a Participating Subdivision, hereby becomes a Releasor for all purposes in the CVS Settlement, including without limitation all provisions of Section XI (Release), and along with all departments, agencies, divisions, boards, commissions, districts, instrumentalities of any kind and attorneys, and any person in their official capacity elected or appointed to serve any of the foregoing and any agency, person, or other entity claiming by or through any of the foregoing, and any other entity identified in the definition of Releasor, provides for a release to the fullest extent of its authority. As a Releasor, the Governmental Entity hereby absolutely, unconditionally, and irrevocably covenants not to bring, file, or claim, or to cause, assist or permit to be brought, filed, or claimed, or to otherwise seek to establish liability for any Released Claims against any Released Entity in any forum whatsoever. The releases provided for in the CVS Settlement are intended by the Parties to be broad and shall be interpreted so as to give the Released Entities the broadest possible bar against any liability relating in any way to Released Claims and extend to the full extent of the power of the Governmental Entity to release claims. The CVS Settlement shall be a complete bar to any Released Claim.
9. The Governmental Entity hereby takes on all rights and obligations of a Participating Subdivision as set forth in the CVS Settlement.
10. In connection with the releases provided for in the CVS Settlement, each Governmental Entity expressly waives, releases, and forever discharges any and all provisions, rights, and benefits conferred by any law of any state or territory of the United States or other jurisdiction, or principle of common law, which is similar, comparable, or equivalent to § 1542 of the California Civil Code, which reads:

**General Release; extent.** A general release does not extend to claims that the creditor or releasing party does not know or suspect to exist in his or her favor at the time of executing the release that, if known by him or her would have materially affected his or her settlement with the debtor or released party.

A Releasor may hereafter discover facts other than or different from those which it knows, believes, or assumes to be true with respect to the Released Claims, but each Governmental Entity hereby expressly waives and fully, finally, and forever settles, releases and discharges, upon the Effective Date, any and all Released Claims that may exist as of such date but which Releasors do not know or suspect to exist, whether through ignorance, oversight, error, negligence or through no fault whatsoever, and which, if known, would materially affect the Governmental Entities' decision to participate in the CVS Settlement.

11. Nothing herein is intended to modify in any way the terms of the CVS Settlement, to which Governmental Entity hereby agrees. To the extent this Participation and Release Form is

interpreted differently from the CVS Settlement in any respect, the CVS Settlement controls.

I have all necessary power and authorization to execute this Participation and Release Form on behalf of the Governmental Entity.

Signature: \_\_\_\_\_

Name: \_\_\_\_\_

Title: \_\_\_\_\_

Date: \_\_\_\_\_

## **EXHIBIT L**

### **Settlement Fund Administrator Terms**

#### **I. Definitions**

- A. These Settlement Fund Administrator Terms incorporate all defined terms in the CVS Settlement Agreement, unless otherwise defined herein, and shall be interpreted in a manner consistent with the CVS Settlement Agreement. In the event that these Settlement Fund Administrator Terms conflict with the CVS Settlement Agreement and the other exhibits therein, the CVS Settlement Agreement shall control, and the Parties shall meet and confer to amend these Settlement Fund Administrator Terms to make them consistent with the CVS Settlement Agreement.
- B. *Directed Trustee*. The banking institution where the Settlement Fund is established and which distributes the funds according to the instructions of the Directing Administrator.
- C. *Exhibit G Participant*. A Participating Subdivision listed on Exhibit G to the CVS Settlement Agreement.
- D. *Directing Administrator*. The institution or individual that fulfills the remaining obligations of the Settlement Fund Administrator, other than those performed by the Directed Trustee.
- E. *Settlement Fund Administrator*. The Directed Trustee together with the Directing Administrator (collectively referred to as the “Settlement Fund Administrators”).

#### **II. Establishment of the Settlement Fund Administrator**

- A. *Selection of the Settlement Fund Administrators*.
  - i. The duties of the Settlement Fund Administrators under the CVS Settlement Agreement will be divided between Directed Trustee and Directing Administrator. These may be the same or different entities.
  - ii. The Directed Trustee and Directing Administrator will each be selected by agreement between CVS and the Enforcement Committee.
  - iii. Within sixty (60) calendar days of the selection of the Settlement Fund Administrators, unless such time is extended by written agreement of CVS and the Enforcement Committee, contracts shall be negotiated and finalized with the Directed Trustee and Directing Administrator.
  - iv. The terms of the Directed Trustee and Directing Administrator shall be for the duration of the CVS Settlement Agreement or as otherwise specified in the contract executed with such entity, unless the Directed Trustee or the Directing Administrator is removed pursuant to Section II.C below.
  - v. To promote efficiencies, the Settlement Fund Administrators may place the Settlement Fund into a trust that also holds funds from the similar

opioid settlements with Teva, Allergan, Walgreens, and Walmart. The Settlement Fund Administrators shall create subaccounts (or a similar structure that is approved by CVS) within the trust to separate funds paid by CVS from funds paid by other Defendants. The Settlement Fund Administrators may also create additional subaccounts to separate funds paid by CVS. Interest earned by the trust shall be accounted by subaccount, and the interest accrued in a CVS subaccount shall not be used to pay any Settlement Fund Administrator fees and costs that are allocated to another Defendant's settlement.

*B. Governance of the Settlement Fund Administrators.*

- i. The Settlement Fund Administrators will act as independent and neutral third parties to determine the Annual Payment; administer and disburse funds from the Remediation Accounts Fund, State Fund, Subdivision Fund and Additional Restitution Amount; and perform other duties as described below and in the CVS Settlement Agreement.
- ii. All parties to the CVS Settlement Agreement are entitled to rely upon information received from the Settlement Fund Administrators, whether in oral, written, or other form. No Party to the CVS Settlement Agreement shall have any liability (whether direct or indirect, in contract or tort or otherwise) to any party for or in connection with any action taken or not taken by the Settlement Fund Administrators. In addition, no Party to the CVS Settlement Agreement shall have any liability (whether direct or indirect, in contract or tort or otherwise) to any party for or in connection with any action taken or not taken by CVS based on incorrect, inaccurate, incomplete or otherwise erroneous information or data provided by the Settlement Fund Administrators. For the avoidance of doubt, nothing in this paragraph alters Sections I to XIII of the CVS Settlement Agreement or any of the exhibits therein.

*C. Removal of the Settlement Fund Administrators.*

- i. The Directed Trustee or Directing Administrator may be removed upon agreement between CVS and the Enforcement Committee. The contracts with each entity shall describe the process for removing that entity.
- ii. Disputes regarding the performance and/or removal of the Settlement Fund Administrators will be resolved by the National Arbitration Panel in accordance with Section VI.F of the CVS Settlement Agreement.

*D. Funding of the Settlement Fund Administrators.*

- i. The costs and fees associated with or arising out of the duties of the Settlement Fund Administrators shall be paid first from the interest accrued in the CVS subaccount(s) holding the Settlement Fund.
- ii. To promote efficiencies, CVS and the Enforcement Committee have chosen to use the same Settlement Fund Administrators as Teva, Allergan, Walgreens, and Walmart for purposes of their similar opioid settlements. Each Settlement Fund Administrator shall treat its costs and fees relevant

to the opioid settlement of Teva, Allergan, CVS, Walgreens, and Walmart as joint costs and fees shared among each defendant retaining it (“Joint Costs and Fees”), except for costs and fees performed out of the scope of the contract covering the joint engagement. For the years that Settlement Fund Administrators are used for the CVS Settlement Agreement, the following percentages of the Joint Costs and Fees will be attributed to the CVS Settlement Agreement:

Payment Years 1-6:	20%
Payment Year 7:	25%
Payment Years 8-10:	33 1/3%.

- iii. It is the Parties’ expectation that the costs and fees of the Settlement Fund Administrators allocated to the CVS Settlement Agreement will be paid from the interest accrued in the CVS subaccount(s). In the event that the costs and fees of the Settlement Fund Administrators allocated to the CVS Settlement Agreement exceed the accrued interest available in the CVS subaccount(s), CVS shall pay one-half of the additional amount and one-half shall be paid out of the Settlement Fund pursuant to Section V.C.4 of the CVS Settlement Agreement. CVS will pay its amount to the Settlement Fund Administrators within 30 days of being notified by the Settlement Fund Administrators that the accrued interest is insufficient to pay the fees owed.
- iv. CVS shall not be responsible for any portion of any other Defendants’ allocated share of the Joint Costs and Fees. For the years that CVS is not utilizing the Settlement Fund Administrators, it will not be responsible for any costs or fees.
- v. Representatives of the Enforcement Committee and CVS shall negotiate a budget with the Settlement Fund Administrators, which shall be dependent on the scope of services, the number and timing of distributions from the Settlement Fund, and the reporting requirements. Representatives of the Enforcement Committee and CVS have the right to review the costs and fees of the Settlement Fund Administrators prior to payment and upon request. The deadlines and grounds for reviewing and objecting to such costs and fees will be established in the contracts executed with each of the Directed Trustee and Directing Administrator. Disputes regarding the payment of such costs and fees will be resolved by the National Arbitration Panel in accordance with Section VI.F.3 of the CVS Settlement Agreement.

### **III. Participation in the CVS Settlement Agreement**

#### *A. Repository for Settlement Participation Agreements.*

- i. The Directing Administrator is responsible for receiving and preserving the Settlement Participation Agreements pursuant to Sections VII.B, and VII.C of the CVS Settlement Agreement. The Directing Administrator is responsible for ensuring newly received forms are properly completed and executed. For forms completed, executed and accepted prior to the retention of the Directing Administrator, the Directing Administrator shall rely on information provided by the Implementation Administrator as to the proper completion and execution of the forms unless it is provided information that indicates such information is incorrect.
- ii. Within sixty (60) calendar days of its retention, the Directing Administrator shall establish a process to receive, preserve, and review the Settlement Participation Agreements.
- iii. The Directing Administrator will make the Settlement Participation Agreements available to CVS, the Enforcement Committee, and the Settling States through an online platform. If the requirements for preserving and making available the Settlement Participation Agreements change, the Enforcement Committee will convey any new requirements to the Directing Administrator which will make the change.
- iv. The Directing Administrator shall promptly respond to requests by CVS, the Enforcement Committee, or the Settling States for information concerning the Settlement Participation Agreements. The Directing Administrator will notify CVS and the Enforcement Committee on a regular basis when additional Settlement Participation Agreements are submitted unless such information is readily available to the Parties on the online platform established under Section III.A.iii, above.
- v. Upon reasonable request, the Directing Administrator shall provide reasonably available information to Settling States, Participating Subdivisions, and the Cost and Expense Fund Administrator (as defined by Exhibit R of the CVS Settlement Agreement) relevant to calculating amounts owed under a State Back-Stop Agreement.

### **IV. Calculation and Allocation of Payments.**

#### *A. General Principles.*

- i. This Section IV is intended to implement the relevant provisions of the CVS Settlement Agreement and the exhibits therein. To the extent this Section IV conflicts CVS Settlement Agreement and the other exhibits therein, the CVS Settlement Agreement shall control.
- ii. The Settlement Fund Administrators are entitled to rely upon information received from the Parties to the CVS Settlement Agreement, whether in oral, written, or other form, for the purpose for which it was submitted,



provided that such information is made available to the Parties and is not disputed by another Party.

1. CVS and a Settling State shall provide the Directing Administrator notice of any agreement reached pursuant to Section I.EEE of the CVS Settlement Agreement regarding calculation of populations for fire districts in Settling States where Primary Fire Districts were not identified in connection with the implementation of the July 21, 2021 Janssen Settlement Agreement.
  2. CVS and a Settling State may inform the Directing Administrator that they agree a Settling State qualifies for Incentive Payment A. In such cases, such agreement shall satisfy the Directing Administrator's obligations to determine the Settling State's qualification for Incentive Payment A.
- iii. CVS and the Enforcement Committee may agree to some or all of the calculations and allocations set forth in this Section IV prior to the Directing Administrator making such determination. In such cases, they shall so inform the Directing Administrator and such agreement shall satisfy the Directing Administrator's obligations to determine such calculations and allocations unless the Directing Administrator is provided with information establishing that the agreed-upon calculation or allocation is inaccurate.
- iv. The Settling States have different requirements for how payments are made to each Settling State and its Exhibit G Participants based on applicable State-Subdivision Agreements, Allocation Statutes, Statutory Trusts, State Back-Stop Agreements, fiscal laws, and other differences. The Directing Administrator shall ask the Attorney General's Office in each Settling State to: (a) inform it whether the State has a State-Subdivision Agreement, Allocation Statute, and/or Statutory Trust; and (b) submit instructions on how payments are to be made to the State and its Exhibit G Participants. The Directing Administrator shall comply with such instructions so long as they are timely submitted and are permissible under the CVS Settlement Agreement and the exhibits therein.
1. A Settling State may choose to have all funds for the State and its Exhibit G Participants paid to one or more trust funds (such as a Qualified Settlement Fund or similar fund) or state accounts, which in turn will make payments to the State and its Exhibit G Participants in a manner that complies with all provisions of the CVS Settlement Agreement and the exhibits therein.
  2. An Exhibit G Participant may timely choose to make a voluntary redistribution as provided by Section V.D.3 of the CVS Settlement Agreement by providing notice through the instructions provided by the Attorney General's Office for its State or by providing notice directly to the Directing Administrator through the instructions provided by the Directing Administrator.

3. The Directing Administrator may rely on logistic information, like contact, bank account and tax identification number information, previously collected for purposes of the July 21, 2021 Distributor Settlement Agreement and/or July 21, 2021 Janssen Settlement Agreement for a Settling State and its Exhibit G Participants unless instructed otherwise by the Attorney General's Office.
- v. The Directing Administrator shall request any Settling State without a State-Subdivision Agreement, Allocation Statute, or Statutory Trust to submit a designation of a lead State agency or other entity to serve as the single point of contact for that Settling State's funding requests from the Remediation Accounts Fund to comply with Section V.D.4.b of the CVS Settlement Agreement. The designated entity shall be the only entity authorized to request the Directing Administrator instruct the Directed Trustee to disburse from that Settling State's Remediation Accounts Fund. The Directing Administrator shall not instruct the Directed Trustee to disburse any moneys from these Settling States' Remediation Accounts Fund without such instructions.
- vi. In consultation with CVS and the Enforcement Committee, the Directing Administrator may set reasonable limits on the frequency with which it directs the Directed Trustee to make payments and may set other reasonable restrictions on complying with requests made by Settling States or their Participating Subdivisions, to limit the burdens and costs imposed on the Settlement Fund Administrators.
- vii. The Settlement Fund Administrators may combine the payments under this Section IV with funds to be distributed by other comparable opioid settlements, provided that a separate accounting of payments made under this Section IV for the CVS Settlement Agreement is maintained. In determining when payments for each Payment Year will be made, the Settlement Fund Administrators may take into account the timeline for the availability of disbursements under other comparable opioid settlements.

*B. Payment Year 1 Annual Payment.*

- i. No later than ten (14) days after CVS receives the necessary wire instructions and IRS Form W-9 from the Settlement Fund Administrators, CVS shall pay into the Settlement Fund the Maximum Annual Remediation Payment for Payment Year 1 as specified in Exhibit M-1, less a \$15,747,278 reduction to Texas's allocable share pursuant to a separate agreement between CVS and the State of Texas. To the extent CVS and another Settling State agree to modify that Settling State's allocable share of the Maximum Annual Remediation Payment for Payment Year 1, the Settlement Fund Administrators shall implement the modification(s).
- ii. If, no later than the date on which CVS makes the payment into the Settlement fund specified by Section IV.B.i, above, CVS and the Enforcement Committee inform the Directing Administrator that they

agree on the amount of the Statewide Payment Amount for each Settling State for Payment Year 1, the Directing Administrator shall treat those amounts as the determination described in Section IV.B.iii, below.

- iii. If by the date on which CVS makes the payment into the Settlement fund specified by Section IV.B.i, above, CVS and the Enforcement Committee have not informed the Directing Administrator of agreed-upon amounts pursuant to Section IV.B.ii, above, the Directing Administrator shall determine the Statewide Payment Amount for each Settling State for Payment Year 1.
  1. The Directing Administrator shall determine each Settling State's Statewide Payment Amount using the Overall Allocation Percentage in Exhibit F-2 of the CVS Settlement Agreement for each Settling State and multiplying it by the Base Payment amount specified in Exhibit M-1 of the CVS Settlement Agreement for Payment Year 1; *provided, however*, that Texas's Statewide Payment Amount shall be reduced by \$15,747,278 pursuant to a separate agreement between CVS and the State of Texas. To the extent CVS and another Settling State agree to modify that Settling State's allocable share of the Maximum Annual Remediation Payment for Payment Year 1, the Settlement Fund Administrators shall implement the modification.
  2. The Directing Administrator shall give notice to CVS, the Settling States, and the Enforcement Committee of the Statewide Payment Amount for each Settling State for Payment Year 1, and these notices shall be subject to dispute pursuant to the procedures provided by Section IV.D.i, below.
  3. If the amount paid into the Settlement Fund pursuant to Section IV.B.i, above, exceeds the sum of the Statewide Payment Amount for each Settling State, the excess amount shall be retained in the Settlement Fund until Payment Year 2.
- iv. The Directing Administrator shall allocate the Payment Year 1 Annual Payment within the Settling States using the Statewide Payment Amount for each Settling State determined pursuant to Section IV.B.ii or Section IV.B.iii, above.
  1. The Directing Administrator shall determine the allocations of the Statewide Payment Amount within each Settling State pursuant to Section V.C, Section V.D and Exhibit G of the CVS Settlement Agreement, taking into account the instructions it has received pursuant to Section IV.A.iv, above.
  2. If a Settling State and its Exhibit G Participants have reached consensus as to the intrastate allocation pursuant to Section IV.C.4 of the CVS Settlement Agreement, the Attorney General's Office in the Settling State shall so inform the Directing Administrator

and such agreement shall satisfy the Directing Administrator's obligations under Section IV.B.iv.1, above.

3. If the Attorney's General Office in a Settling State does not inform the Directing Administrator that the Settling State and its Exhibit G Participants have reached consensus as to the intrastate allocation pursuant to Section IV.C.4 of the CVS Settlement Agreement, as soon as possible after making the determinations under Section IV.B.ii or Section IV.B.iii, above, the Directing Administrator shall give notice to the Settling States and their Exhibit G Participants of: (a) the amount to be received by each Settling State; (b) the amount to be received by the separate types of funds for each Settling State (if applicable); and (c) the amount to be received by each Settling State's Exhibit G Participants.
- v. The Directing Administrator shall provide instructions regarding the distribution of the Payment Year 1 Annual Payment to the Directed Trustee, consistent with the allocations determined in Section IV.B.iv, above, as soon as practicable; *provided, however*, the Directing Administrator shall not provide the instructions for an allocation for which notice is required pursuant to Section IV.B.iv.3, above, until the distribution is no longer subject to dispute pursuant to the procedures provided by Section IV.D, below.
- vi. The Directed Trustee shall distribute the funds consistent with the instructions it received pursuant to Section IV.B.v, above, on, or as soon as practicable after the Payment Date for Payment Year 1 unless the requests made pursuant to Section IV.A.iv and .v, above, provide otherwise; *provided, however*, that for any Settling State where the Consent Judgment has not been entered as of the Payment Date for Payment Year 1, the funds allocable to that Settling State and its Exhibit G Participants shall not be transferred from the Settlement Fund or disbursed until ten (10) calendar days after the entry of the Consent Judgment in that State; *provided further* that any amounts allocated to a Participating Subdivision that has not yet secured dismissal with prejudice of its lawsuit as required under Section VII.C of the CVS Settlement Agreement shall not be disbursed until ten (10) calendar days after the Participating Subdivision has secured such dismissal. CVS shall notify the Directing Administrator if it believes a Participating Subdivision has not yet secured dismissal with prejudice of its lawsuit as required under Section VII.C of the CVS Settlement Agreement. If so notified, the Directing Administrator will notify the Participating Subdivision and will withhold payment to the Participating Subdivision until ten (10) days after the Participating Subdivision has secured dismissal with prejudice of its lawsuit.
- vii. The Settlement Fund Administrators shall also be responsible for allocating and disbursing the Additional Remediation Amount for Payment Year 1 among Settling States listed in Exhibit N of the CVS Settlement Agreement. Pursuant to Section IX.B of the CVS Settlement

Agreement, the Additional Remediation Amount for Payment Year 1 shall be reduced by the allocations for Non-Settling States specified in Exhibit N of the CVS Settlement Agreement. The Directing Administrator shall account for the instructions it has received pursuant to Section IV.A.iv, above, in directing the Directed Trustee's distribution of this money; *provided, however*, that for any Settling State where the Consent Judgment has not been entered as of the Payment Date for Payment Year 1, the Additional Remediation Amount allocable to that Settling State shall not be transferred from the Settlement Fund or disbursed until ten (10) calendar days after the entry of the Consent Judgment in that State.

*C. Payment Years 2-10 Annual Payment.*

- i. The Payment Date for Payment Year 2 and successive Payment Years is June 30 of 2024 and successive years, or thirty (30) calendar days from when the Settlement Fund Administrators give notice to CVS of the amount of the Annual Payment for the Payment Year, whichever is later. The Settlement Fund Administrators shall provide the necessary wire instructions and an IRS Form W-9 for the Settlement Fund to CVS by May 31 of the applicable year. If current wire instructions and/or a Form W-9 are not provided by May 31, then the Payment Date for the applicable year shall be no later than fourteen (14) days after CVS receives both the wire instructions and the Form W-9.
- ii. The Directing Administrator shall use the data as of April 30 prior to the Payment Date for each Annual Payment, to fulfill its obligations under this Section IV.C and determine the allocations to the Settling States and their Exhibit G Participants.
- iii. As soon as possible after April 30, but no later than forty-five (45) days prior to the Payment Date for an Annual Payment, the Directing Administrator shall give notice to CVS, the Settling States, and the Enforcement Committee of the amount of the Annual Payment, and the Statewide Payment Amount for each Settling State, and these notices shall be subject to dispute pursuant to the procedures provided by Section IV.D.i, below. The Directing Administrator shall determine the Annual Payment and the Statewide Payment Amount for each Settling State as follows:
  1. The Directing Administrator shall determine, for each Settling State, the amount of base and incentive payments to which the State is entitled.
    - a. The base payments for all Payment Years will be equal to thirty-eight percent (38%) of the Maximum Remediation Payment multiplied by the aggregate Overall Allocation Percentage of the Settling States in Exhibit F-2 of the CVS Settlement Agreement. These payments will be due in installments consistent with Exhibit M-1 of the CVS Settlement Agreement over the ten (10) Payment Years.

Because the Annual Payment in Payment Year 1 consists solely of base payments, as set forth in Exhibit M-1 to the CVS Settlement Agreement, base payments in Payment Years 2 through 10 are less than base payments in Payment Year 1 to ensure that the sum of base payments for Payment Years 1 through 10 do not exceed thirty-eight percent (38%) of each Settling State's allocable share of the Maximum Remediation Payment. To determine a Settling State's base payment for a Payment Year, the Directing Administrator will multiply the maximum base payment for the applicable Payment Year that is specified in Exhibit M-1 of the CVS Settlement Agreement by the Settling State's Overall Allocation Percentage that is specified in Exhibit F-2 of the CVS Settlement Agreement. In no event shall a Settling State's sum of base payments for Payment Years 1 through 10 exceed thirty-eight percent (38%) of the State's Overall Allocation Percentage times the Maximum Remediation Payment.

- b. The Directing Administrator shall follow the steps outlined in Section IV.H of the CVS Settlement Agreement to determine each Settling State's eligibility for Incentive Payments A-D, the sum of which for Payment Years 2 through 10 shall total up to a maximum of sixty-two percent (62%) of the Maximum Remediation Payment multiplied by the aggregate Overall Allocation Percentage of the Settling States, with the actual incentive payment amount depending on whether and the extent to which the criteria set forth in Section IV.H of the CVS Settlement Agreement are met; *provided, however*, Settling States shall have up to two years after the Effective Date to become eligible for Incentive Payment A, and Settling States that do not qualify for Incentive Payment A shall not be eligible to qualify for Incentive Payment D until Payment Year 6; *provided further* that CVS and the State of Texas have agreed that Texas is not eligible to earn Incentive Payments A-C under the CVS Settlement Agreement and shall not be eligible to earn Incentive Payment D if Texas earns Incentive Payment A under CVS's separate Texas settlement. Incentive payments are state-specific, with the actual amount depending on whether and to what extent a Settling State meets the criteria in Section IV.H of the CVS Settlement Agreement. In no event shall a Settling State's maximum total incentive payment for all Payment Years exceed \$2,653,079,719 times the Settling State's Overall Allocation Percentage specified in Exhibit F-2 of the CVS Settlement Agreement.

- c. To the extent CVS and a Settling State agree to modify that Settling State's base payment or incentive payments for any of Payment Years 2-10, the Settlement Fund Administrators shall implement the modification(s).
  - d. In no event shall CVS's Annual Payment for any of Payment Years 2-10 exceed the Maximum Annual Remediation Payment for that Payment Year, reduced for Non-Settling States, except as specified in Section I.LL of the CVS Settlement Agreement for Payment Years 6-10. In no event shall the sum of CVS's Annual Payments for Payment Years 1 through 10 exceed the Maximum Remediation Payment, reduced for Non-Settling States.
- 2. The Directing Administrator shall apply any reductions or offsets required by Section IV and Section XII of the CVS Settlement Agreement, and allocate and track these amounts so that they reduce payments to only those Settling States and their Exhibit G Participants subject to the relevant reduction or offset.
- 3. The Directing Administrator shall determine the amount of any Settlement Fund Administrator costs and fees that exceed the accrued interest in the Settlement Fund and Settlement Fund Escrow, as well as the amounts, if any, of such costs and fees owed by CVS and out of the Settlement Fund pursuant to Sections II.D.ii and II.D.iii, above.
- 4. The Directing Administrator shall determine the total Annual Payment owed by CVS to the Settlement Fund on the Payment Date, and the amount of the Statewide Payment Amount for each Settling State, consistent with the calculations in Sections IV.C.iv.1 through IV.C.iv.3, above. For the Annual Payment due in Payment Year 2, the Directing Administrator shall deduct from the amount due: a) the excess amount CVS paid into the Settlement Fund for Payment Year 1, as calculated in Section IV.B.iii.3, above, including without limitation any amounts allocable to Non-Settling States; and b) any amount in excess of \$1.5 million CVS paid for the Implementation Administrator's fees and costs.
- iv. At any time before the Payment Date for an Annual Payment, CVS and the Enforcement Committee may inform the Directing Administrator that they agree on the amount of the Annual Payment and the Statewide Payment Amount for each Settling State. If such agreement is reached, the Directing Administrator shall treat those amounts as the determinations described in Section IV.C.iii, above.
- v. The Directing Administrator shall allocate the Annual Payment (other than the amount owed for Settlement Fund Administrator costs and fees) within

the Settling States using the Statewide Payment Amount for each Settling State determined pursuant to Section IV.C.iii or Section IV.C.iv, above.

1. The allocations within each Settling State will be determined pursuant Section V.C, Section V.D and Exhibit G of the CVS Settlement Agreement, taking into account the instructions it has received pursuant to Section IV.A.iv, above.
  2. If a Settling State and its Exhibit G Participants have reached consensus as to the intrastate allocation pursuant to Section IV.C.4 of the CVS Settlement Agreement, the Attorney General's Office in the Settling State shall so inform the Directing Administrator and such agreement shall satisfy the Directing Administrator's obligations under this Section IV.C.v.
  3. If the Attorney's General Office in a Settling State does not inform the Directing Administrator that the Settling State and its Exhibit G Participants have reached consensus as to the intrastate allocation pursuant to Section IV.C.4 of the CVS Settlement Agreement, as soon as possible following the determination under Section IV.C.iii or Section IV.C.iv, above, the Directing Administrator shall give notice to the Settling States and their Exhibit G Participants of: (a) the amount to be received by each Settling State (specifying the amount of base payment, of each incentive payment, and of each applicable suspension, offset, or reduction); (b) the amount to be received by the separate types of funds for each Settling State (if applicable); and (c) the amount to be received by each Settling State's Exhibit G Participants.
- vi. The Directing Administrator shall provide instructions regarding the distribution of the Annual Payment to the Directed Trustee, consistent with the allocations determined in Section IV.C.v, above, as soon as practicable; *provided, however*, the Directing Administrator shall not provide the instructions for an allocation for which notice is required pursuant to Section IV.C.iii or Section IV.C.v.3, above, until the distribution is no longer subject to dispute pursuant to the procedures provided by Section IV.D, below.
- vii. The Directed Trustee shall distribute the funds consistent with the instructions it received pursuant to Section IV.C.vi, above, on, or as soon as practicable after the Payment Date unless the requests made pursuant to Section IV.A.iv and Section IV.A.v, above, provide otherwise; *provided, however*, that for any Settling State where the Consent Judgment has not been entered as of the Payment Date for a Payment Year, the funds allocable to that Settling State and its Exhibit G Participants shall not be transferred from the Settlement Fund or disbursed until ten (10) calendar days after the entry of the Consent Judgment in that State; *provided further* that any amounts allocated to a Participating Subdivision that has not yet secured dismissal with prejudice of its lawsuit as required under



Section VII.C of the CVS Settlement Agreement shall not be disbursed until ten (10) calendar days after the Participating Subdivision has secured such dismissal. CVS shall notify the Directing Administrator if it believes a Participating Subdivision has not yet secured dismissal with prejudice of its lawsuit as required under Section VII.C of the CVS Settlement Agreement. If so notified, the Directing Administrator will notify the Participating Subdivision and will withhold payment to the Participating Subdivision until ten (10) days after the Participating Subdivision has secured dismissal with prejudice of its lawsuit.

- viii. The Settlement Fund Administrators shall be also responsible for allocating and disbursing the Additional Remediation Amount for Payment Years 2-5 among Settling States listed in Exhibit N of the CVS Settlement Agreement. Pursuant to Section IX.B of the CVS Settlement Agreement, the Additional Remediation Amounts for Payment Years 2-5 shall be reduced by the allocations for Non-Settling States specified in Exhibit N of the CVS Settlement Agreement. The Directing Administrator shall account for the instructions it has received pursuant to Section IV.A.iv, above in directing the Directed Trustee's distribution of this money.

*D. Disputes Regarding Notices.*

- i. For a notice provided pursuant to Section IV.B.iii. or Section IV.C.iii, above, concerning the amount of the Annual Payment for a Payment Year and/or the Statewide Payment Amount for each Settling State for a Payment Year, the following procedures shall apply:
  - 1. Within twenty-one (21) calendar days of the notice provided by the Directing Administrator, CVS, any Settling State or the Enforcement Committee party may dispute, in writing, the calculation of the Annual Payment (including the amount allocated for Settlement Fund Administrator costs and fees), or the Statewide Payment Amount for a Settling State. Such disputing party must provide a written notice of dispute to the Settlement Fund Administrators, the Enforcement Committee, any affected Settling State, and CVS identifying the nature of the dispute, the amount of money that is disputed, and the Settling State(s) affected. The Directing Administrator will maintain official contact information for providing a notice of dispute.
  - 2. Within twenty-one (21) calendar days of the sending of a written notice of dispute, any affected party may submit a response, in writing, to the Settlement Fund Administrators, the Enforcement Committee, any affected Settling State, and CVS identifying the basis for disagreement with the notice of dispute.
  - 3. If no response is filed, the Directing Administrator shall adjust the amount calculated consistent with the written notice of dispute and shall notify CVS of the amount of that year's Annual Payment due

on the Payment Date. If a written response to the written notice of dispute is timely sent to the Settlement Fund Administrators, the Directing Administrator shall notify CVS of the preliminary amount to be paid, which shall be the greater of the amount originally calculated by the Directing Administrator or the amount that would be consistent with the notice of dispute, *provided, however*, that in no circumstances shall the preliminary amount to be paid be higher than the Maximum Annual Remediation Payment for that Payment Year times the Overall Allocation Percentage(s) specified in Exhibit F-2 of the CVS Settlement Agreement for the affected Settling State(s), except as specified in Section I.LL of the CVS Settlement Agreement for Payment Years 6-10. For the avoidance of doubt, a transfer of payments from the Settlement Fund Escrow for other Payment Years does not count toward determining whether the amount to be paid is higher than the Maximum Annual Remediation Payment for that Payment Year.

4. The Directing Administrator shall instruct the Directed Trustee to place any disputed amount of the preliminary amount paid by CVS into the Settlement Fund Escrow and to disburse any undisputed amount to each Settling State and its Exhibit G Participants.
- ii. For a notice provided pursuant to Section IV.B.iv or Section IV.C.v, above, concerning the intrastate allocation of the Statewide Payment Amount for each Settling State, the following procedures shall apply:
1. Within twenty-one (21) calendar days of the notice provided by the Directing Administrator, any Settling State or Exhibit G Participants may dispute, in writing, the calculation of the amount to be received by a Settling State and/or its Exhibit G Participants. The Directing Administrator shall disregard any dispute that challenges the allocations adopted by a State-Subdivision Agreement approved pursuant to the provisions of Exhibit O of the CVS Settlement Agreement or by statute. A disputing party must provide a written notice of dispute to the Settlement Fund Administrators, any affected Settling State, and any affected Exhibit G Participant identifying the nature of the dispute, the amount of money that is disputed, and the Settling State(s) affected. The Directing Administrator will maintain official contact information for providing a notice of dispute.
  2. Within twenty-one (21) calendar days of the sending of a written notice of dispute, any affected Settling State or any affected Exhibit G Participant may submit a response, in writing, to the Settlement Fund Administrators, any affected Settling State, and any affected Exhibit G Participant identifying the basis for disagreement with the notice of dispute.

3. If no response is filed, the Directing Administrator shall adjust the amount calculated consistent with the written notice of dispute.
  4. The Directing Administrator shall instruct the Directed Trustee to place any disputed amount into the Settlement Fund Escrow and to disburse any undisputed amount to each Settling State and Exhibit G Participants.
- iii. Disputes described in this Section IV.D shall be resolved in accordance with the terms of Section VI of the CVS Settlement Agreement.
  - iv. The decisions of the National Arbitration Panel on any disputes described in this Section IV.D shall be binding on Settling States, Participating Subdivisions, CVS, and the Settlement Fund Administrators.

*E. Extensions.*

- i. The Settlement Fund Administrators shall provide notice to CVS and the Enforcement Committee should the Directing Administrator and/or Directed Trustee believe that the deadlines provided for in this Section IV need to be adjusted. In such a circumstance, the Settlement Fund Administrators, CVS, and the Enforcement Committee will meet and confer regarding the appropriate timeline. The deadlines in this Section IV may be extended only by the written agreement of CVS and the Enforcement Committee.

**V. Reporting Obligations**

*A. Reporting of Non-Opioid Remediation Uses.*

- i. The Directing Administrator shall set up a system to receive and preserve reports from Settling States and Participating Subdivisions that have used monies from the Settlement Fund for purposes that do not qualify as Opioid Remediation, pursuant to Section V.B.2 of the CVS Settlement Agreement. The Directing Administrator will not require Settling States and their Exhibit G Participants without any such uses of money to submit a report, and the Directing Administrator may treat the failure to submit a report as confirmation that a Settling State or Exhibit G Participants had no such uses of money.
- ii. Settling States and their Exhibit G Participants shall report to the Directing Administrator the amount of funds received from the Settlement Fund used for purposes that do not qualify as Opioid Remediation (pursuant to Section V.B.2 of the CVS Settlement Agreement). The format of Settling States and Exhibit G Participants' reports to the Directing Administrator shall match the format of the reports Settling States and Participating Subdivisions were required to submit on March 31, 2023 pursuant to the distributor and Janssen settlements. Such Settling State or their Exhibit G Participants shall make such reports to the Directing Administrator with respect to each six-month period ending on

June 30 or December 31 of any year in which funds are received from the Settlement Fund. Such Settling State or Exhibit G Participants shall make each such report within ninety (90) days of the end of the applicable six-month period. The Directing Administrator shall make such reports available to CVS and the Enforcement Committee.

- iii. The Directing Administrator shall establish a process by the due date of the first report to make the reporting under this Section V.A available to the public.

*B. Remediation Accounts Fund Reporting.*

- i. Upon request by CVS, the Settlement Fund Administrators shall agree to perform such further acts and to execute and deliver such further documents as may be reasonably necessary for CVS to establish the statements set forth in Section V.F of the CVS Settlement Agreement to the satisfaction of its tax advisors, its independent financial auditors, the Internal Revenue Service, or any other governmental authority, including as contemplated by Treasury Regulations Section 1.162-21(b)(3)(ii) and any subsequently proposed or finalized relevant regulations or administrative guidance. Nothing herein shall be read to conflict with or limit the Parties' obligations under Sections V.F and XIII.F of the CVS Settlement Agreement.

*C. Qualified Settlement Fund Treatment.*

- i. CVS and the Settlement Fund Administrators shall agree that the Settlement Fund is intended to be classified as a "qualified settlement fund" within the meaning of Treasury regulations Section 1.468B-1, et seq. (and corresponding or similar provisions of state, local, or foreign law, as applicable). The Settlement Fund Administrators shall not take any action or tax position inconsistent with such treatment. The Settlement Fund shall be treated as a qualified settlement fund from the earliest date possible, and CVS and the Settlement Fund Administrators shall agree to any relation-back election required to treat the Settlement Fund as a qualified settlement fund from the earliest date possible.

*D. Tax Administration.*

- i. The Directing Administrator shall serve as administrator of the Settlement Fund for tax purposes. The Directing Administrator shall (i) obtain federal and state taxpayer identification numbers for the Settlement Fund and provide the same to CVS and the Settlement Fund Administrators, (ii) seek a Private Letter Ruling from the IRS determining that all investment income earned on the Trust Assets is excludible from gross income under Section 115 of the Internal Revenue Code, 26 U.S.C. § 115, (iii) be responsible for all tax reporting, withholding and filing requirements for the Settlement Fund, (iv) provide instructions to CVS and the Settlement Fund Administrators for the release of sufficient funds from the Settlement Fund to pay all taxes owed by the Settlement Fund in accordance with

Treasury regulations Section 1.468B-2 and any applicable state, local or other tax laws, (v) send copies of all such tax filings and returns to CVS, the Enforcement Committee, and the Settlement Fund Administrators, and (vi) engage, with prior approval from CVS and the Enforcement Committee, any other professionals necessary to complete these tasks. CVS, the Enforcement Committee, and the Directed Trustee shall provide such cooperation and information as the Directing Administrator may reasonably request in performing the responsibilities set forth in this Section V.D.

**EXHIBIT M-1: PAYMENT SCHEDULE**

<b>Payment Year</b>	<b>Maximum Additional Remediation Amount &amp; All Attorneys' Fees &amp; Costs Funds (Includes CB Fee on Credits)</b>	<b>Maximum Base Payments (38%)</b>	<b>Maximum Incentive Payment A (62%)</b>	<b>Maximum Incentive Payment B (28%)</b>	<b>Maximum Incentive Payment C (28%)</b>	<b>Maximum Incentive Payment D @ 6%</b>	<b>Maximum Total Remediation</b>	<b>Maximum Overall Total</b>
Year 1 June 30, 2023	\$125,329,964	\$306,016,374	---	---	---	---	\$306,016,374	\$431,346,338
Year 2 June 30, 2024	\$113,977,078	\$81,058,849	\$162,912,910	\$81,456,455	\$81,456,455	---	\$243,971,759	\$357,948,837
Year 3 June 30, 2025	\$128,577,766	\$161,989,258	\$325,567,678	\$162,783,839	\$162,783,839	---	\$487,556,936	\$616,134,702
Year 4 June 30, 2026	\$128,577,766	\$161,989,258	\$325,567,678	\$162,783,839	\$162,783,839	---	\$487,556,936	\$616,134,702
Year 5 June 30, 2027	\$128,577,767	\$161,989,258	\$325,567,678	\$162,783,839	\$162,783,839	---	\$487,556,936	\$616,134,703
Year 6 June 30, 2028	---	\$161,989,257	\$325,567,679	\$137,108,875	\$137,108,874	\$51,349,930	\$487,556,936	\$487,556,936
Year 7 June 30, 2029	---	\$153,896,217	\$309,302,202	\$128,976,136	\$128,976,136	\$51,349,930	\$463,198,419	\$463,198,419
Year 8 June 30, 2030	---	\$145,803,177	\$293,036,724	\$120,843,397	\$120,843,397	\$51,349,930	\$438,839,901	\$438,839,901
Year 9 June 30, 2031	---	\$145,674,735	\$292,778,585	\$120,714,327	\$120,714,328	\$51,349,930	\$438,453,320	\$438,453,320
Year 10 June 30, 2032	---	\$145,674,735	\$292,778,585	\$120,714,328	\$120,714,327	\$51,349,930	\$438,453,320	\$438,453,320
<b>Total</b>	<b>\$625,040,341</b>	<b>\$1,626,081,118</b>	<b>\$2,653,079,719</b>	<b>\$1,198,165,035</b>	<b>\$1,198,165,034</b>	<b>\$256,749,650</b>	<b>\$4,279,160,837</b>	<b>\$4,904,201,178</b>

**NOTES:**

1. The Maximum Additional Remediation Amount and the state and subdivision attorneys' fees and costs amounts are broken out into separate columns in Exhibit M-3. All payments shown in this schedule are maximum figures.
2. All annual and total figures for Maximum Additional Remediation Amount & All Attorneys' Fees & Costs Fund are maximum figures that may never be exceeded. They are subject to reduction as set forth in the Agreement and its exhibits.
3. All annual and total figures for Maximum Base Payment, Maximum Incentive Payment A, Maximum Incentive Payment B, and Maximum Incentive Payment C are maximum figures that may never be exceeded and reflect the following:
  - An assumption that all Eligible States are Settling States.
  - An assumption that all Settling States earn the full amount of the relevant incentive payment.
  - The figures are subject to reduction as set forth in the Agreement.
4. All annual and total figures for Maximum Incentive Payment D are maximum figures that reflect the following:
  - An assumption that all Eligible States are Settling States.
  - An assumption that all Settling States earn 100% of Incentive Payment C and hence the full amount of D at a value of 6%.
  - Exhibit M-2 shows maximums based on Incentive Payment D values higher than 6% if Incentive Payment C is not earned in full. As set forth in the Agreement and Exhibit M-2, any Incentive Payments D at values higher than 6% for a Settling State must be offset in full by corresponding reductions to Incentive Payment C for that Settling State in prior Payment Years and the same Payment Year, resulting in zero increase to the total Maximum Total Remediation amount (\$4,279,160,837) and the total Maximum Overall Total amount (\$4,904,201,178).
  - The figures are subject to reduction as set forth in the Agreement.
5. All annual and total figures for Maximum Total Remediation and Maximum Overall Total are maximum payments that reflect the following:
  - The credit amount of \$117,882,400 for prior settlements has already been applied.
  - An assumption that all Eligible States are Settling States.
  - An assumption that all Settling States earn their full potential maximum amount of the Maximum Total Remediation through either Incentive Payment A, or Incentive Payments B, C, and D with Incentive Payment D at a value of 6%.
  - All annual and total figures for Maximum Total Remediation and Maximum Overall Total may never be exceeded with the sole and exclusive exception of the annual amounts for Years 6-10, which may increase based on Incentive Payment D as set forth in Exhibit M-2 when Incentive Payment C is not earned in full. Any such increases must be offset in full by corresponding reductions to Incentive Payment C in prior Payment Years and the same Payment Year for that Settling State, resulting in zero increase to the total Maximum Total Remediation amount (\$4,279,160,837) and the total Maximum Overall Total amount (\$4,904,201,178).
  - Exhibit M-2 shows maximums based on Incentive Payment D values higher than 6%.
  - The figures are subject to reduction as set forth in the Agreement.
6. Any offsets for Eligible States that are Non-Settling States would be deducted from Maximum Base Payment, Maximum Incentive Payment A, Maximum Incentive Payment B, Maximum Incentive Payment C, Maximum Incentive Payment D, and Maximum Total Remediation by

subtracting from all annual and total payments the amount of the payment times the Overall Allocation Percentage assigned to each Non-Settling State in Exhibit F-2.



**EXHIBIT M-2: INCENTIVE D PAYMENT RANGE SCHEDULE**

<b>Payment Year</b>	<b>Incentive Payment D (6%-15%)</b>		<b>Total Remediation</b>	
	<b>Maximum if All Eligible States Obtain Incentive D at 6%</b>	<b>Maximum if All Eligible States Obtain Incentive D at 15%</b>	<b>Maximum if All Eligible States Obtain Full Potential with Incentive D at 6%</b>	<b>Maximum if All Eligible States Obtain Full Potential with Incentive D at 14.4%</b>
Year 6 June 30, 2028	\$51,349,930	\$128,374,825	\$487,556,936	\$518,314,175
Year 7 June 30, 2029	\$51,349,930	\$128,374,825	\$463,198,419	\$496,395,480
Year 8 June 30, 2030	\$51,349,930	\$128,374,825	\$438,839,901	\$474,476,784
Year 9 June 30, 2031	\$51,349,930	\$128,374,825	\$438,453,320	\$474,128,924
Year 10 June 30, 2032	\$51,349,930	\$128,374,826	\$438,453,320	\$474,128,924
<b>Total (Years 1-10)</b>	<b>\$256,749,650</b>	<b>\$641,874,126</b>	<b>\$4,279,160,837</b>	<b>\$4,279,160,837</b>

**NOTES:**

- The ranges for Incentive Payment D show the amount earned based on all Settling States obtaining its minimum value of 6% and its maximum value of 15%, and reflect the following:
  - An assumption that all Eligible States are Settling States.
  - An assumption that all Settling States qualify for Incentive Payment D.
  - The high end of the annual and total ranges for Incentive Payment D may never be exceeded and assume that all Settling States earn the full amount of the Total Remediation that they are eligible to receive by achieving, among other incentives, Incentive Payment D at a value of 14.4%. (The Incentive Payment C and Incentive Payment D payment tables do not allow Settling States earning Incentive Payment D at a value of 15% to earn their full potential amount of the Total Remediation.)
  - Any increase above the low end of the annual and total ranges for Incentive Payment D must be offset in full by corresponding reductions to Incentive Payment C in prior Payment Years and the same Payment Year, resulting in zero increase to the total Maximum Total Remediation amount (\$4,279,160,837) and the total Maximum Overall Total amount (\$4,904,201,178).

- The total Maximum Total Remediation amount (\$4,279,160,837) and total Maximum Overall Total amount (\$4,904,201,178) may never be exceeded and do not change regardless if all Settling States earn their full potential amount of the total Maximum Total Remediation through Incentive Payment D at a value of 6% or at a value of 14.4%.
  - The amounts are subject to reduction as set forth in the Agreement.
2. All ranges for Total Remediation payments reflect the following:
- The credit amount of \$117,882,400 for prior settlements has already been applied.
  - An assumption that all Eligible States are Settling States.
  - The low end of the ranges assume that all Settling States earn their full potential amount of the Total Remediation through 100 percent of Incentive Payment B, 100 percent of Incentive Payment C, and thus Incentive Payment D at a value of 6%.
  - The high end of the annual ranges may never be exceeded and assume that all Settling States earn the full amount of the Total Remediation that they are eligible to receive by achieving, among other incentives, Incentive Payment D at a value of 14.4%. (The Incentive Payment C and Incentive Payment D payment tables do not allow Settling States earning Incentive Payment D at a value of 15% to earn their full potential amount of the Total Remediation.)
  - Any increase above the low end of the annual ranges must be offset in full by corresponding reductions to Incentive Payment C in prior Payment Years and the same Payment Year, resulting in zero increase to the total Maximum Total Remediation amount (\$4,279,160,837) and the total Maximum Overall Total amount (\$4,904,201,178).
  - The total Maximum Total Remediation amount (\$4,279,160,837) and total Maximum Overall Total amount (\$4,904,201,178) may never be exceeded and do not change regardless if all Settling States earn their full potential amount of the total Maximum Total Remediation through Incentive Payment D at a value of 6% or at a value of 14.4%.
  - The amounts are subject to reduction as set forth in the Agreement.
3. Any offsets for Eligible States that are Non-Settling States would be deducted from the Incentive Payment D and Total Remediation by subtracting from all payments the amount of the payment times the Overall Allocation Percentage assigned to each Non-Settling State in Exhibit F-2.

**EXHIBIT M-3: PAYMENT SCHEDULE FOR FEE FUNDS, COST FUNDS AND ADDITIONAL REMEDIATION**  
**(Breakdown of Second Column in Exhibit M-1)**

<b>Payment Year</b>	<b>Maximum Exhibit R Attorney Fee Funds</b>	<b>Exhibit R Attorney Cost Funds</b>	<b>Common Benefit Fee on Credits</b>	<b>State Cost Fund</b>	<b>Maximum State Outside Counsel Fee Fund</b>	<b>Maximum Additional Remediation Amount</b>	<b>Maximum Total (Shown in Ex. M-1, 2nd Column)</b>
Year 1 June 30, 2023	\$91,298,571	\$15,000,000	\$1,914,750	\$9,509,246	\$3,803,699	\$3,803,698	\$125,329,964
Year 2 June 30, 2024	\$80,678,256	\$15,000,000	\$1,182,179	\$9,509,246	\$3,803,698	\$3,803,699	\$113,977,078
Year 3 June 30, 2025	\$109,546,373	---	\$1,914,750	\$9,509,247	\$3,803,698	\$3,803,698	\$128,577,766
Year 4 June 30, 2026	\$109,546,372	---	\$1,914,750	---	\$8,558,322	\$8,558,322	\$128,577,766
Year 5 June 30, 2027	\$109,546,372	---	\$1,914,751	---	\$8,558,322	\$8,558,322	\$128,577,767
<b>Total</b>	<b>\$500,615,944</b>	<b>\$30,000,000</b>	<b>\$8,841,180</b>	<b>\$28,527,739</b>	<b>\$28,527,739</b>	<b>\$28,527,739</b>	<b>\$625,040,341</b>

**EXHIBIT N****Additional Remediation Amount Allocation Percentages**

<b>Alabama</b>	2.0094047523%
<b>American Samoa</b>	0.0215590674%
<b>Arizona</b>	2.9911870812%
<b>California</b>	12.4923284542%
<b>Colorado</b>	2.0922099886%
<b>Connecticut</b>	1.6290775863%
<b>District of Columbia</b>	0.2266153628%
<b>Georgia</b>	3.5107212404%
<b>Guam</b>	0.0604844794%
<b>Hawaii</b>	0.4087756176%
<b>Idaho</b>	0.6193769970%
<b>Illinois</b>	4.1882957440%
<b>Indiana</b>	2.7913607538%
<b>Iowa</b>	0.9341820978%
<b>Kansas</b>	0.9872591950%
<b>Louisiana</b>	1.8447419766%
<b>Maine</b>	0.6664875621%
<b>Maryland</b>	2.6575348718%
<b>Massachusetts</b>	2.9005058228%
<b>Minnesota</b>	1.6334209688%
<b>Missouri</b>	2.5253744735%
<b>Montana</b>	0.3935393398%
<b>N. Mariana Islands</b>	0.0210349545%
<b>Nebraska</b>	0.5252526469%
<b>New Jersey</b>	3.4690785339%
<b>New York</b>	6.7872003052%
<b>North Carolina</b>	4.0924962523%
<b>North Dakota</b>	0.2140841267%
<b>Ohio</b>	5.4856657801%
<b>Oklahoma</b>	1.9292810204%
<b>Oregon</b>	1.7302239375%
<b>Pennsylvania</b>	5.7772011360%
<b>Rhode Island</b>	0.5622563667%
<b>South Carolina</b>	1.9381920268%
<b>Tennessee</b>	3.3847318704%
<b>Texas</b>	7.9239877394%

<b>Vermont</b>	0.3204352512%
<b>Virgin Islands</b>	0.0397474619%
<b>Virginia</b>	2.8709652916%
<b>Washington</b>	2.9198056809%
<b>Wisconsin</b>	2.2138760297%
<b>Wyoming</b>	0.2100401547%

## **EXHIBIT O**

### **Adoption of a State-Subdivision Agreement**

A State-Subdivision Agreement shall be applied if it meets the requirements of Section V and is approved by the State and by the State's Subdivisions as follows:

1. *Requirements for Approval.* A State-Subdivision Agreement shall be deemed as agreed to when it has been approved by the State and either (a) Subdivisions whose aggregate "Population Percentages," determined as set forth below, total more than sixty percent (60%), or (b) Subdivisions whose aggregate Population Percentages total more than fifty percent (50%) provided that these Subdivisions also represent fifteen percent (15%) or more of the State's counties or parishes (or, in the case of Settling States whose counties and parishes do not function as local governments, 15% of or more of the Settling State's non-county Subdivisions), by number.

2. *Approval Authority.* Approval by the State shall be by the Attorney General. Approval by a Subdivision shall be by the appropriate official or legislative body pursuant to the required procedures for that Subdivision to agree to a legally binding settlement.

3. *Population Percentage Calculation.* For purposes of this Exhibit O only, Population Percentages shall be determined as follows: For States with functional counties or parishes<sup>1</sup> the Population Percentage of each county or parish shall be deemed to be equal to (a) (1) two hundred percent (200%) of the population of such county or parish, minus (2) the aggregate population of all Primary Incorporated Municipalities located in such county or parish, divided by (b) two hundred percent (200%) of the State's population. A "Primary Incorporated Municipality" means a city, town, village or other municipality incorporated under applicable state law with a population of at least 25,000 that is not located within another incorporated municipality. The Population Percentage of each Primary Incorporated Municipality shall be equal to its population (including the population of any incorporated or unincorporated municipality located therein) divided by two hundred percent (200%) of the State's population; provided that the Population Percentage of a Primary Incorporated Municipality that is not located within a county shall be equal to two hundred percent (200%) of its population (including the population of any incorporated or unincorporated municipality located therein) divided by two hundred percent (200%) of the State's population. For all States that do not have functional counties or parishes, the Population Percentage of each non-county Subdivision (including any incorporated or unincorporated municipality located therein), shall be equal to its population divided by the State's population.

4. *Preexisting Agreements and Statutory Provisions.* A State may include with the notice to its Subdivisions an existing agreement, a proposed agreement, or statutory provisions regarding the distribution and use of settlement funds and have the acceptance of such an agreement or

---

<sup>1</sup> Certain states do not have counties or parishes that have functional governments, including Alaska, Connecticut, Massachusetts, Rhode Island, and Vermont.

statutory provision be part of the requirements to be an Initial Participating Subdivision.

5. *Revised Agreements.* A State-Subdivision Agreement that has been revised, supplemented, or refined shall be applied if it meets the requirements of Section V and is approved by the State and by the State's Subdivisions pursuant to the terms above.

**EXHIBIT P**

**CVS Pharmacy Inc. Injunctive Terms**

**I. INTRODUCTION**

1. Except where these Injunctive Terms specify a different implementation period, CVS Pharmacy, Inc. (“Settling Pharmacy”) shall implement the Injunctive Terms set forth below in Sections II through XVII by the Injunctive Terms Implementation Date (defined below).
2. To the extent that Settling Pharmacy already have in place positions, committees, departments, policies or programs that satisfy the Injunctive Terms, no re-naming or other change is required by these Injunctive Terms.
3. Overview
  - a. Settling Pharmacy will implement or maintain a Controlled Substance Dispensing Oversight Program (“CSDOP”).
  - b. The CSDOP must include written standard operating procedures and/or corporate policies (the “CSDOP Policies and Procedures”) required by these Injunctive Terms.
  - c. The CSDOP shall apply during the term of these Injunctive Terms, to each of Settling Pharmacy’s retail pharmacy stores that dispense Schedule II Designated Controlled Substances and are registered or licensed with each Settling State.
  - d. Settling Pharmacy shall provide a copy of the relevant CSDOP Policies and Procedures to each Settling State within 60 days of the Injunctive Terms Implementation Date. To the extent any implementation is expected to require additional time, the Parties agree to work together in good faith to establish a timeline for implementation. No later than 30 days after the Injunctive Terms Implementation Date, each Settling State shall identify the person or office to whom Settling Pharmacy must provide a copy of the relevant CSDOP Policies and Procedures and any other State-specific reporting required under these Injunctive Terms.
  - e. Settling States shall form the States Injunctive Relief Committee to serve as a point of contact for Settling Pharmacy and to perform such other roles as set forth herein. Upon the committee’s formation, Settling States shall provide notice to Settling Pharmacy of the members of the committee.



#### 4. Compliance with Laws

- a. Each Settling Pharmacy acknowledges and agrees that its pharmacies must comply with applicable state and federal laws, regulations, and rules, including those regarding the dispensing of Controlled Substances. The requirements of these Injunctive Terms are in addition to, and not in lieu of, any other requirements of federal, state, or local law. Nothing in the Injunctive Terms shall be construed as relieving the Settling Pharmacy of the obligation of their pharmacies to comply with all federal, state and local laws, regulations or rules, nor shall any of the provisions of the Injunctive Terms be deemed as permission for Settling Pharmacy to engage in any acts or practices prohibited by such laws, regulations or rules.
- b. The Injunctive Terms are not intended to and shall not be interpreted to prevent Settling Pharmacy from taking or implementing any other compliance or policy steps that are more restrictive or that are necessary to conform with federal, state, or local legal requirements, unless such steps would conflict with State or local law. The Injunctive Terms are not intended to and shall not be interpreted to require Settling Pharmacy to inventory any Controlled Substances or any particular Controlled Substances or to require dispensing of any Controlled Substances or of any individual, types, subsets or categories of Controlled Substances prescriptions.
- c. In the event that a Settling Pharmacy determines that there may be a conflict between the Injunctive Terms and the express requirements of federal, state, or local laws, or interpretations of such laws articulated by an agency responsible for enforcing such laws or a court (“Express Interpretations”), such that the Settling Pharmacy determines that it cannot comply with the Injunctive Terms without violating these express requirements or Express Interpretations, Settling Pharmacy shall follow the express requirements of the federal, state or local law or Express Interpretation thereof and shall provide notice to the Settling State(s). Within thirty (30) days after receipt of a notification from a Settling Pharmacy referenced above, the Settling Pharmacy and the State shall meet and discuss the potential conflict, and the Settling Pharmacy shall comply with any reasonable requests from the Settling State as necessary to determine whether there is a conflict between the Injunctive Terms and the express requirements of federal, state, or local laws, or Express Interpretations. In the event that a Settling Pharmacy believes a court or administrative action brought by a governmental body in a Settling State has commenced against it or its pharmacists for actions required by the Injunctive Terms, then the Settling Pharmacy may notify the Attorney General of the Settling State of such pending action. If the State agrees that the court or administrative action is a result of actions required by the Injunctive Terms, the State will engage in best efforts to resolve the conflict or assist in achieving resolution of the court or

administrative action. Nothing in this paragraph shall (i) limit the right of the Settling State to disagree with a Settling Pharmacy as to the conflict; (ii) be deemed to relieve a Settling Pharmacy from following any subsequently enacted law or regulation, or judicial decisions from a regulatory authority with jurisdiction over controlled substances that is more restrictive than the provisions of the Injunctive Terms; (iii) or from following the Injunctive Terms if they are more restrictive than applicable laws at issue in the administrative action if there is no conflict; (iv) be deemed to relieve a Settling Pharmacy from adhering to the outcome of a court or administrative determination that there is no conflict; or (v) limit a Settling State's ability to relieve a Settling Pharmacy of a duty under these Injunctive Terms if that Settling State determines that that term is in conflict with that Settling State's express legal requirements.

- d. A Settling Pharmacy shall retain all records it is required to create pursuant to its obligations hereunder for a period no shorter than three years, unless otherwise specified. Nothing in these Injunctive Terms shall prevent a Settling State from issuing a lawful subpoena or Civil Investigative Demand (CID) for records pursuant to an applicable law.
5. No Admission and No Use as Evidence. Settling Pharmacy do not admit liability or wrongdoing. These Injunctive Terms shall not be considered, construed, or represented to be (1) an admission, concession, or evidence of liability, wrongdoing, or the existence of any legal obligations or requirements other than the requirement to follow these Injunctive Terms, (2) an admission, concession or evidence of the reach, requirements, meaning or interpretation of any statute or regulation, or (3) a waiver or limitation of any defense otherwise available to Settling Pharmacy. These Injunctive Terms shall not be offered or received in evidence or otherwise relied on in any action or proceeding for any purpose other than in an action or proceeding to modify or enforce or monitor compliance with these Injunctive Terms.

## **II. TERM AND SCOPE**

1. The term of these Injunctive Terms shall be from the Injunctive Terms Implementation Date until August 15, 2032, unless otherwise specified herein.
2. Except as otherwise stated herein, the Injunctive Terms shall apply to Settling Pharmacy's retail pharmacy stores located in, and registered or licensed with, each Settling State that dispense Schedule II Designated Controlled Substances to Patients, including any Schedule II Designated Controlled Substances dispensed by any such retail pharmacy stores that are mailed or shipped to patients in a Settling State. Should Settling Pharmacy operate an online pharmacy that is registered or licensed to dispense Schedule II Designated Controlled Substances in any Settling State while these

Injunctive Terms are in effect, the Injunctive Terms shall apply to such pharmacy as well.<sup>1</sup>

3. This agreement may be amended by mutual agreement of a majority of the States Injunctive Relief Committee and Settling Pharmacy. Any such amendments must be in writing.

### **III. DEFINITIONS**

1. The term “Distributor Injunctive Terms” means Exhibit P of the Settlement Agreement, dated as of July 21, 2021, between McKesson Corporation, Cardinal Health, Inc., and AmerisourceBergen Corporation and certain States and subdivisions.
2. The term “Block” means an action taken by Settling Pharmacy preventing or otherwise prohibiting any Settling Pharmacy pharmacist from filling prescriptions for Controlled Substances from a specific identified Prescriber.
3. The term “Clearinghouse” means the system established by Section XVII of the Distributor Injunctive Terms.
4. The term “Clearinghouse Advisory Panel” is as defined in Section XVII.B.4 of the Distributor Injunctive Terms.
5. The term “Controlled Substances” means those substances designated under schedules II-V pursuant to the federal Controlled Substances Act.
6. The term “Designated Controlled Substances” shall be limited to: (a) oxycodone; (b) hydrocodone; (c) hydromorphone; (d); tramadol; (e) oxymorphone; (f) morphine; (g) methadone; and (h) fentanyl.
7. The term “Injunctive Terms Implementation Date” means 30 days after the Effective Date of the CVS Settlement Agreement [as defined in Section I.S of the full Agreement].
8. The term “National Arbitration Panel” is defined in Section IMM of the CVS Settlement Agreement.
9. The term “Patient” means any individual who receives a prescription for a Designated Controlled Substance from a Prescriber, whether legally valid or not, and attempts to fill it at one of a Settling Pharmacy’s retail pharmacy stores in a Settling State.
10. The term “Prescriber” means any individual that has written a prescription for a Designated Controlled Substance, whether legally valid or not, that is presented to a Settling Pharmacy in a Settling State.

---

<sup>1</sup> Caremark specialty and mail order pharmacies are not subject to, and are not online pharmacies for purposes of, these Injunctive Terms.

11. The term “Red Flag(s)” means the enumerated Patient Red Flags, Prescription Red Flags, and Prescriber Red Flags set out in Section IX.
12. The term “Settling State(s)” means each State that is a signatory to the CVS Settlement Agreement.
13. The term “States Injunctive Relief Committee” means a committee representing the Settling States composed of between four and eight members designated by the Settling States. The members of the States Injunctive Relief Committee shall be employees of a Settling State’s Office of Attorney General and/or employees of another agency of a Settling State and may not include special assistant attorneys general, contractors, outside counsel, or other non-employees delegated official functions.

#### **IV. CONTROLLED SUBSTANCE OVERSIGHT PERSONNEL**

1. Settling Pharmacy shall designate a Chief Pharmacy Controlled Substances Officer, or other appropriately titled position, to be a member of the Controlled Substance Oversight Committee (described below in Section VI), and to oversee a Controlled Substance Professional Practices Department and Settling Pharmacy’s compliance with 21 C.F.R. 1306.04 and these Injunctive Terms. As used in these Injunctive Terms, the terms “Controlled Substance Oversight Committee” and “Controlled Substance Professional Practices Department” refer to the entity or entities, however titled, that carry out the functions required by these Injunctive Terms. Notwithstanding the preceding sentence, to the extent an existing position, committee or department carries out the functions required by these Injunctive Terms, any other functions undertaken by such position, committee or department shall not be subject to these Injunctive Terms or oversight by the Settling States pursuant to these Injunctive Terms. The position, committee and department discussed in these Terms may bear different names and need not be limited to the roles and functions set forth herein.
2. The Chief Pharmacy Controlled Substances Officer shall have knowledge of and experience with the laws and regulation of Controlled Substances, in particular the regulations in 21 C.F.R. 1306.04.
3. The Chief Pharmacy Controlled Substances Officer shall provide at least quarterly reports to the Controlled Substance Oversight Committee (described below in Section VI) regarding Settling Pharmacy’s compliance with these Injunctive Terms, including the implementation of any changes to the CSDOP Policies and Procedures required by these Injunctive Terms.
4. Staffing levels of Settling Pharmacy’s Controlled Substance Professional Practices Department shall be reviewed periodically, but at least on an annual basis, by Settling Pharmacy’s Controlled Substance Oversight Committee to assess whether such staffing levels are sufficient for the Controlled Substance Professional Practices Department to comply with this Agreement. This review shall include consideration of relevant developments in technology, law, and regulations.

5. Throughout the term of these Injunctive Terms, Settling Pharmacy shall maintain a telephone and electronic submission hotline(s) (the “Hotline”) to permit employees and/or Patients and/or members of the public to anonymously report suspected inappropriate or illegitimate dispensing, prescribing or diversion of Designated Controlled Substances, violations of the CSDOP Policies and Procedures, these Injunctive Terms, Settling Pharmacy’s company policy, or other applicable law. The Hotline may be implemented by adding a dedicated option to existing systems that includes reporting regarding Designated Controlled Substances. Settling Pharmacy shall publish their Hotline contact information to its employees and Patients in the Settling States. Settling Pharmacy shall maintain for the duration of Injunctive Terms a record of each complaint made to the Hotline regarding Designated Controlled Substances and documentation regarding any investigation or response to such complaints. Nothing herein shall require Settling Pharmacy to investigate a pharmacist’s professional judgment to refuse a prescription that the pharmacist believes was prescribed or is being used for other than a legitimate medical purpose or that the pharmacist believes was not prescribed by an individual Prescriber acting in the usual course of his or her professional practice.

**V. INDEPENDENCE**

1. Settling Pharmacy’s Controlled Substance Professional Practices Department personnel, pharmacists and pharmacist technicians who work at Settling Pharmacy’s pharmacies within the Settling States, and field personnel who supervise pharmacists and pharmacist technicians (together, “CSDOP Employees”), shall not be compensated in whole or in part by commissions, bonuses, incentives or any other monetary or non-pecuniary benefit that depends in material part on revenue or profitability targets or expectations to sales of Controlled Substances. Nothing in these Injunctive Terms shall be interpreted to prevent compensation of employees based on sales volume, revenue or profitability targets/expectations for enterprise-, store-, or pharmacy-wide sales that include Controlled Substances.
2. No CSDOP Employees may be terminated, suspended, threatened with or face any other negative employment consequence for failing to meet any revenue or profitability targets or expectations that depends in material part on sales of Controlled Substances. Nothing in these Injunctive Terms shall be interpreted to prevent Settling Pharmacy from taking employment action based on sales volume, revenue or profitability targets/expectations for enterprise-, store-, or pharmacy-wide sales that include Controlled Substances.
3. Personnel in Settling Pharmacy’s Controlled Substance Professional Practices Department shall not report to Settling Pharmacy’s sales, marketing, or business development departments, and sales, marketing, or business development departments shall not be authorized to make decisions regarding the promotion, compensation, demotion, admonition, discipline, commendation, periodic performance reviews, hiring, or firing of Controlled Substance Professional Practices Department personnel.

This provision does not apply to an officer or executive to whom both the Controlled Substance Professional Practices Department and sales, marketing and/or business development departments report.

4. Settling Pharmacy's sales, marketing and business development departments are prohibited from interfering with, obstructing, or otherwise exerting control over any Controlled Substance Professional Practices Department or Controlled Substance Committee decision-making. This provision does not apply to an officer or executive to whom both the Controlled Substance Professional Practices Department and sales, marketing and/or business development departments report.
5. To the extent necessary to comply with this section, a Settling Pharmacy's Controlled Substance Oversight Committee shall review, modify, and direct any changes to any compensation and non-retaliation policies specific to the sale or dispensing of Designated Controlled Substances.

## **VI. OVERSIGHT**

1. To the extent not already established, within thirty (30) business days of the Injunctive Terms Implementation Date, each Settling Pharmacy shall establish an oversight committee, however titled, that includes representatives from its respective legal, compliance, pharmacy operations and asset protection departments, however named, to provide oversight over the CSDOP and its compliance with the Injunctive Terms. For the purposes of reference herein, this committee, however named, shall be referred to as the "Controlled Substance Oversight Committee." Settling Pharmacy shall maintain its Controlled Substance Oversight Committee for the duration of the term of the Injunctive Terms. The Chief Pharmacy Controlled Substances Officer shall be a member of the Controlled Substance Oversight Committee.
2. A Settling Pharmacy's Controlled Substance Oversight Committee shall have quarterly meetings during which the Chief Pharmacy Controlled Substances Officer shall report on, and the Controlled Substance Oversight Committee shall review, among other things, (a) the Prescription Validation Process, including the CSDOP Policies and Procedures on identifying and resolving Patient, Prescriber and Prescription Red Flags; (b) the training required under the Injunctive Terms; (c) proactive due diligence and site visits; (d) the Prescriber Review Processes; (e) significant new national and regional diversion trends involving Controlled Substances; (f) Settling Pharmacy's adherence to the Injunctive Terms and applicable laws and regulations; and (g) any technology, staffing, or other resource needs for the CSDOP. The Controlled Substance Oversight Committee shall have access to all CSDOP reports described in the following subsection.
3. On an annual basis, a Settling Pharmacy's Controlled Substance Oversight Committee shall provide a written report to the President of the Settling Pharmacy's Retail Division, the Chief Financial Officer of the Settlement Pharmacy's Retail Division, the Chief Legal Officer of the Settling Pharmacy's Retail Division, and the CVS Health

- Chief Compliance Officer, outlining (a) the Settling Pharmacy's adherence to, and any material deviations from these Injunctive Terms; (b) the allocation of resources sufficient to comply with these Injunctive Terms; and (c) any revisions to the CSDOP that the Controlled Substance Oversight Committee has approved. The CVS Health Chief Compliance Officer shall determine if and when it is appropriate to make a report to the Board or any subcommittee thereof, but shall report at least annually.
4. Settling Pharmacy, through its Controlled Substance Professional Practices Department and Oversight Committee, shall, at least once every year, review and oversee any enhancements to the CSDOP Policies and Procedures and systems for dispensing activity that the Controlled Substance Oversight Committee deems necessary.
  5. The Controlled Substance Oversight Committee shall be responsible for the approval of all material revisions to the CSDOP Policies and Procedures, provided that nothing herein shall prevent Settling Pharmacy from implementing changes to the CSDOP Policies and Procedures pending such review and approval.

## **VII. MANDATORY TRAINING**

1. The CSDOP Policies and Procedures shall be published in a form and location readily accessible to all pharmacy personnel at each of the Settling Pharmacy's retail pharmacy locations in the Settling States. Online availability is sufficient, so long as pharmacy personnel have access to a computer with access to the CSDOP Policies and Procedures.
2. Settling Pharmacy shall launch training for all existing CSDOP Employees, to the extent practical (for example, accounting for employee leave), on the CSDOP Policies and Procedures required under these Injunctive Terms, including the Prescription Validation Process and corresponding responsibility. The training shall be launched within 120 days of the Injunctive Terms Implementation Date. All CSDOP Employee new hires, to the extent practical, shall be required to participate in such trainings within 60 days of hiring or 6 months of the Injunctive Terms Implementation Date, whichever is later. Settling Pharmacy will further require that every CSDOP Employee, to the extent practical, receive such training at least once every 3 years for the term of these Injunctive Terms.
3. On an annual basis for the duration of these Injunctive Terms, Settling Pharmacy shall test their CSDOP Employees on their knowledge regarding the CSDOP Policies and Procedures required under these Injunctive Terms, including the Prescription Validation Process and corresponding responsibility.

4. It shall be a part of the CSDOP Policies and Procedures and all trainings of all CSDOP Employees required under these Injunctive Terms that pharmacists shall refuse to dispense Controlled Substances that they believe were prescribed or are being used for other than a legitimate medical purpose or that they believe were not prescribed by an individual Prescriber acting in the usual course of his or her professional practice.
5. All trainings required under these Injunctive Terms shall also make clear that i) Settling Pharmacy's compensation and non-retaliation policies, including pursuant to these Injunctive Terms, prevent CSDOP Employees from being compensated or penalized in any way related to revenue or profitability targets or expectations specific to sales of Controlled Substances; and ii) pharmacists will not be penalized in any way for exercising their professional judgment to refuse to fill prescriptions for Controlled Substances pursuant to their corresponding responsibility. To the extent that trainings designed and launched prior to the Effective Date of these Injunctive Terms do not reference these policies, they shall be added by the end of 2023.

#### **VIII. THE PRESCRIPTION VALIDATION PROCESS**

1. As part of its CSDOP, Settling Pharmacy shall maintain a Prescription Validation Process in the CSDOP Policies and Procedures, as further described and set forth in this section, that each pharmacist employed by Settling Pharmacy in a Settling State must follow when dispensing a prescription for a Controlled Substance. The inclusion of an enumerated Red Flag in these Injunctive Terms shall not be considered, construed, or represented to be an admission, concession, or evidence of any factual or legal contention related to such Red Flag. A Red Flag shall not be interpreted to mean that a prescription is, or is more likely than not, illegitimate and/or not issued in the usual course of professional practice or treatment.
2. A Red Flag will be considered "resolved" if, after further investigation as described below, and given other facts and circumstances surrounding the prescription, a pharmacist determines, in his or her professional judgment, that the facts that triggered the Red Flag do not lead him or her to believe that the prescription was written or is being submitted for an illegitimate medical purpose or outside the usual course of a Prescriber's professional practice.
3. A Settling Pharmacy's CSDOP Policies and Procedures shall provide that if a pharmacist identifies any "Patient Red Flags" associated with a Controlled Substances prescription (described in Section IX(3) below), before filling the prescription the pharmacist must resolve them; and that the method of resolution falls within the judgment of the pharmacist and may include reviewing the Patient's profile and history with the Settling Pharmacy, calling the Prescriber or Prescribers if appropriate, speaking with the Patient if appropriate, calling on the pharmacist's pre-existing knowledge of the Patient or Prescriber, reviewing available Prescription Monitoring Program ("PMP" or "PDMP") data, and/or reviewing other data or information



available to the pharmacist.

4. Each Settling Pharmacy's CSDOP Policies and Procedures shall provide that if forgery or fraud is suspected, or if the pharmacist identifies any other "Prescription Red Flags" associated with a Controlled Substances prescription (described in Section IX(4) below), the pharmacist must resolve the Prescription Red Flags before filling the prescription; and that the method of resolution falls within the judgment of the pharmacist and may include reviewing the Patient's profile and history with the Settling Pharmacy, calling the Prescriber or Prescribers if appropriate, speaking with the Patient if appropriate, calling on the pharmacist's pre-existing knowledge of the Patient or Prescriber, reviewing available PMP or PDMP data, and/or reviewing other data or information available to the pharmacist.
5. Settling Pharmacy's CSDOP Policies and Procedures shall require that if a pharmacist identifies any "Prescriber Red Flags" associated with a Controlled Substances prescription (described in Section IX(5) below), the pharmacist must resolve them before filling the prescription; and that the method of resolution falls within the judgment of the pharmacist and may include reviewing any Settling Pharmacy records regarding the Prescriber, calling the Prescriber if appropriate, speaking with the Patient if appropriate, calling on the pharmacist's pre-existing knowledge of the Patient or Prescriber, reviewing available PMP or PDMP data, and/or reviewing other data or information available to the Settling Pharmacy.
6. A Settling Pharmacy's CSDOP Policies and Procedures shall provide that the resolution of all Red Flags identified by the pharmacist, as well as sufficient details to reflect the steps taken to resolve the Red Flags must be documented by the pharmacist. Any such records shall be maintained for the duration of these Injunctive Terms. To the extent that a Red Flag is resolved based upon facts or circumstances that are already reflected or documented in a Settling Pharmacy's records, further documentation of those facts or circumstances is not required for resolution of substantially the same Red Flag on subsequent prescriptions. For example, if a Patient lives 55 miles from a Settling Pharmacy but works near the pharmacy and that fact is reflected in pharmacy records, no documentation for the resolution of the Red Flag addressing the Patient's distance from the pharmacy is required in connection with individual prescriptions dispensed for that Patient. A lack of documentation does not create a presumption that a pharmacist did not resolve any identified Red Flags.
7. Settling Pharmacy's CSDOP Policies and Procedures shall provide that, even if all Red Flags are resolved, a pharmacist shall reject a prescription if, in his or her professional judgment, he or she believes that it was written or is being submitted for other than a legitimate medical purpose and/or was written outside the usual course of an individual Prescriber's professional practice.

## **IX. RED FLAGS**

1. Settling Pharmacy shall provide quarterly to the Settling States, beginning with an initial report four months after the Injunctive Terms Implementation Date, and quarterly thereafter, (1) data reports (the “Quarterly Data Reports”) for each retail pharmacy operated by Settling Pharmacy containing data generated by the periodic proactive compliance reviews set forth in Section XI.1, subject to any potential modifications as a result of the meet and confer process set forth in Section IX.2, on cash, high MME patients, and cocktail prescriptions consistent with the sample report provided by Settling Pharmacy on November 21, 2022, (2) the top twenty-five prescribers of Designated Controlled Substances in each Settling State from CVS’s retail dispensing data, and (3) the lists of prescribers subject to disclosure in section X.5. Each Settling State shall provide contact information for receipt of the above information and shall update such contact information as necessary. A Settling State shall not disclose or provide any data provided under this provision during or after the Term of these Injunctive Terms unless required to do so by law or in a proceeding to enforce these Injunctive Terms. If a Settling State receives a request, demand or subpoena for such information or data, or intends to produce said data in a proceeding to enforce these Injunctive Terms, the Settling State shall, before producing any information or data, provide to Settling Pharmacy no less than ten (10) days’ notice, unless a shorter period is required by law, and an opportunity to object, seek a protective order, or come to an agreement on confidentiality protections, prior to the expiration of the 10-day notice period. It is CVS’s position that the information and data to be provided under these Injunctive Terms is confidential in nature, shall not be disclosed or produced by a Settling State, and is exempted from public record requests under exemptions for confidential commercial information and all other applicable exemptions and exclusions. Nothing in this paragraph shall be deemed to prevent a Settling State from sharing this material with other State or federal law enforcement agencies, provided that such agencies acknowledge and comply with the nondisclosure and notice obligations set forth in the preceding sentences.
2. Within the three months following the provision of the Annual Data Reports, either Settling Pharmacy or the States Injunctive Relief Committee may propose in writing a meet and confer to discuss potential changes to the scope of one or more categories of Red Flags. At such a meeting, Settling Pharmacy or the States Injunctive Relief Committee may provide additional research, information or data available to them beyond that provided in the Annual Data Reports. For example, a Settling Pharmacy might propose reducing the threshold for triggering a particular category of Red Flag or consolidating certain Red Flags or subcategories of Red Flags into a single metric, or the States Injunctive Relief Committee might propose increasing the threshold for triggering a particular Red Flag or expanding that Red Flag to include multiple subcategories (*e.g.*, number of prescriptions, distance thresholds).

- a. If Settling Pharmacy and the States Injunctive Relief Committee agree on such changes to one or more Red Flags, they shall document those changes in writing and they shall become a part of these Injunctive Terms for all intents and purposes.
  - b. If Settling Pharmacy and the States Injunctive Relief Committee cannot agree on the proposed changes during their meeting and confer, the Party seeking the change(s) to the Red Flag(s) may seek a 5-day mediation of the issue at its own expense. If the mediation fails to resolve the dispute between the parties, the party seeking the proposed change(s) may appeal to the National Arbitration Panel to have the National Arbitration Panel modify the Red Flags on the basis that the change(s) would be consistent both with avoiding unnecessary material costs of identifying and resolving Red Flags and materially reducing the diversion of Controlled Substances. In such a proceeding, the Party seeking the proposed change(s) may provide evidence from Annual Data Reports or from other research, data and information.
  - c. In any such proceedings, there shall be a presumption against imposition of any proposed Red Flags, or proposed modifications to pre-existing Red Flags, that have not been identified by the United States Drug Enforcement Administration or any Settling State's Board of Pharmacy or other Controlled Substance government regulators.
  - d. The Red Flags required by these Injunctive Terms shall at no point be too numerous or complex to be reasonably workable for pharmacists in the context of protecting patient safety, performing corresponding responsibility, drug utilization review, and their other responsibilities. Any dispute over whether the Red Flags required by these Injunctive Terms have become too numerous or complex to be reasonably workable for pharmacists shall be submitted to the National Arbitration Panel. In the event such a dispute is submitted to the National Arbitration Panel, it shall be the Settling Pharmacy's burden to prove that the Red Flag(s) at issue are too numerous or complex to be reasonably workable for pharmacists. The Arbitration Panel should consider information regarding potential impacts on public health in determining if the red flag(s) at issue are too numerous or complex to be reasonably workable for pharmacists.
3. Settling Pharmacy's CSDOP Policies and Procedures shall require their pharmacists to treat the following circumstances as "Patient Red Flags":

- a. A Patient seeks to fill a Schedule II Designated Controlled Substance prescription more than three days prior to the contemplated exhaustion date of an earlier prescription of the same Schedule II Designated Controlled Substance (e.g., exhaustion of the days' supply assuming the prescription has been taken in accordance with the prescribers' directions on the face of the prescription), provided the previous prescription was also dispensed by the same Settling Pharmacy;
  - b. A Patient seeks to fill a Designated Controlled Substance prescription from a Prescriber after having filled Designated Controlled Substance prescriptions at the same Settling Pharmacy from more than four other Prescribers, from separate practices, in a given 6-month period;<sup>2</sup>
  - c. A Patient seeks to fill a Designated Controlled Substance prescription after having filled three other Designated Controlled Substance prescriptions written by multiple Prescribers with overlapping days of supply at the same Settling Pharmacy's pharmacies within 30 days;
  - d. The distance between a Patient's residence and the Settling Pharmacy receiving the Designated Controlled Substance prescription is farther than 50 miles ;
  - e. The Patient resides more than 100 miles from the Prescriber who issued the Designated Controlled Substances prescription;
  - f. To the extent personally known to the pharmacist filling the prescription, a Patient seeks to fill a Designated Controlled Substance prescription after having two other prescriptions for Designated Controlled Substances subjected to refusals to fill by a Settling Pharmacy pharmacist within the past 30 days;
  - g. A patient pays in cash for a Designated Controlled Substance despite having prescription drug insurance on file for that medication;
  - h. Three or more Patients come to the pharmacy together to fill prescriptions for the same Designated Controlled Substances;
  - i. A Patient requests a Designated Controlled Substance by its slang or street description, such as "Mallinckrodt blues," "M's" or "the blue pill"; and
  - j. A Patient presenting a prescription for a Designated Controlled Substance appears visibly altered, intoxicated or incoherent.
4. Settling Pharmacy's CSDOP Policies and Procedures shall require their pharmacists to treat the following circumstances as "Prescription Red Flags:"

---

<sup>2</sup> In Settling Pharmacies' sole discretion, for administrative convenience Settling Pharmacies may implement this Red Flag without regard to whether Prescribers are at separate practices, thereby resulting in more instances in which the flag occurs.

- a. A Controlled Substance prescription fails to meet the requirements of law;
  - b. A Controlled Substance prescription that appears altered, including but not limited to, a photocopied prescription or a prescription in which an altering agent, such as white out, was used;
  - c. A Controlled Substance prescription written with misspellings suggesting the prescription may not have been written by a valid Prescriber;
  - d. A Controlled Substance prescription using atypical abbreviations suggesting the prescription may not have been written by a valid Prescriber; and
  - e. A Controlled Substance prescription written with multiple colors of ink or in multiple different handwritings.
5. Settling Pharmacy's CSDOP Policies and Procedures shall require their pharmacists to the following circumstances as "Prescriber Red Flags:"
- a. A Prescriber provides a Patient with prescriptions for all three of a Schedule II Designated Controlled Substance, a benzodiazepine, and carisoprodol;
  - b. A Prescriber has no office within 50 miles of the retail pharmacy store where a Designated Controlled Substance prescription is submitted; and
  - c. A Prescriber of Designated Controlled Substances uses prescriptions that are preprinted or stamped with drug type and amount.

**X. PREScriBER REVIEW**

1. Settling Pharmacy shall regularly review the prescribing patterns and practices of Prescribers of Designated Controlled Substances (the "Prescriber Review Process"). The Prescriber Review Process shall employ algorithms, or other means, to review data on Settling Pharmacy's retail dispensing for potential Prescribers of concern.
2. Settling Pharmacy shall initiate Prescriber Review Process in the following circumstances:
  - a. Personnel implementing the Prescriber Review Process become aware that a Prescriber of Designated Controlled Substances located in a Settling State has been the subject of a blanket refusal to fill by one or more of the Settling Pharmacy's retail pharmacy stores in the Settling States;
  - b. Personnel implementing the Prescriber Review Process become aware that a Prescriber of Designated Controlled Substances located in a Settling State has been charged or indicted with a crime related to prescribing Designated Controlled Substances by the Federal Government or law enforcement in a Settling State; or

- c. A Settling Pharmacy has received a Hotline complaint that has been investigated and substantiated concerning a Prescriber's illegitimate prescribing of Designated Controlled Substances.
- 3. Based on the professional judgment of the employees operating the Prescriber Review Process, a Settling Pharmacy may also initiate the Prescriber Review Process when:
  - a. Personnel implementing the Prescriber Review Process are notified in writing by law enforcement that a Prescriber of Designated Controlled Substances located in a Settling State is the target of an investigation regarding the prescribing of controlled substances;
  - b. A Prescriber of Designated Controlled Substances was flagged for review by a Settling Pharmacy pharmacist in a Settling State (other than through a refusal to fill or blanket refusal to fill) or by field personnel who supervise a Settling Pharmacy's pharmacies in a Settling State; or
  - c. A Prescriber of Designated Controlled Substances located in a Settling State was identified through the running of algorithms on Settling Pharmacy's retail dispensing.
- 4. Once a Settling Pharmacy identifies a Prescriber for further investigation, the Settling Pharmacy shall review pertinent and available data or information pertaining to the Prescriber, which may include interviews or other information gathered in the discretion of the employees operating the Prescriber Review Process. All data and information collected or created as part of the Prescriber Review Process shall be maintained by the Settling Pharmacy for the term of these Injunctive Terms. When permitted by law, nothing contained in this Section prevents a Settling Pharmacy from taking immediate action to Block a Prescriber.
- 5. If after the Prescriber Review Process those making the decision have not resolved the circumstances that caused a Settling Pharmacy to further investigate the Prescriber, then the Prescriber shall be Blocked from having Controlled Substance prescriptions filled at the Settling Pharmacy's retail pharmacies in the Settling States, when permitted by law. A Prescriber may have an opportunity at the discretion of the Settling Pharmacy to seek future reinstatement by providing information to the Settling Pharmacy that may resolve its concerns. Nothing in this Section shall limit the right or ability of an individual Settling Pharmacy pharmacists to either refuse to fill a given prescription or refuse to fill all prescriptions for Controlled Substances from a given Prescriber independent of any decision by the Settling Pharmacy to Block or not Block a given Prescriber. On written demand, on a quarterly basis, a Settling Pharmacy shall provide to each Settling State the names and DEA or NPI numbers of Prescribers of Designated Controlled Substances within that Settling State that it has Blocked. Each Settling State shall provide contact information in order to receive such information. For each of the

Settling States, on a quarterly basis, a Settling Pharmacy shall provide to the Injunctive Relief Committee the number, names and DEA or NPI numbers of Prescribers who were: (a) blocked, and the number of prescribers who were (b) reviewed but not blocked.

## **XI. PROACTIVE DUE DILIGENCE AND SITE VISITS**

1. During the term of these Injunctive Terms, Settling Pharmacy shall conduct periodic proactive compliance reviews of its retail pharmacy stores in the Settling States to assist with the identification of potential compliance issues related to the dispensing of Designated Controlled Substances at its retail pharmacy stores in the Settling States. This may be satisfied by the use of algorithms, or other electronic means, to analyze data associated with each pharmacy's dispensing of Designated Controlled Substances to identify particular pharmacies for review as required under this Section XI. Documentation of any resulting reviews shall be maintained by the Settling Pharmacy and made accessible to all Controlled Substance Professional Practices Department personnel upon request for the duration of these Injunctive Terms.
2. During the term of these Injunctive Terms, Settling Pharmacy personnel or qualified third-party compliance consultants shall conduct site visits to each pharmacy identified for further review in a calendar year. Settling Pharmacy shall provide a list of such pharmacies to Settling States on an annual basis. These site visits shall at a minimum consist of a review of Controlled Substance dispensing documentation and recordkeeping; and a review of physical surroundings and other circumstances for any indications of potential non-compliance with these Injunctive Terms or the CSDOP Policies and Procedures, or any violations of other applicable laws and regulations related to the dispensing of Controlled Substances.
3. During site visits, Settling Pharmacy's personnel or qualified third-party compliance consultants shall interview relevant pharmacy employees, if appropriate, about any potential areas or issues of concern, including potential violations of laws related to the dispensing of Controlled Substances, the CSDOP Policies and Procedures, and these Injunctive Terms.
4. A Settling Pharmacy's personnel or qualified third-party compliance consultants who conduct site visits shall complete a report reflecting the findings of any site visit pursuant to this section. This report shall document areas or issues of concern, including potential violations of law related to the dispensing of Controlled Substances, the CSDOP Policies and Procedures, and these Injunctive Terms.
5. The site visit reports described above shall be maintained by the Settling Pharmacy and made accessible to all Controlled Substance Professional Practices Department personnel. Upon its request, the States Injunctive Relief Committee shall be provided

sample reports or a report for a particular store.

## **XII. THEFT AND LOSS PREVENTION**

1. In addition to complying with all theft and loss procedures, policies and precautions required by state and federal law, each Settling Pharmacy shall maintain for at least three years information regarding the receipt and disposition of inventory of all Designated Controlled Substances at each retail pharmacy store.
2. In addition to any other reporting obligations under state and federal law, Settling Pharmacy must provide to each Settling State on a quarterly basis any reports it has made to the Drug Enforcement Administration regarding the theft or significant loss of Designated Controlled Substances in that Settling State pursuant to 21 CFR §1301.76(b). Each Settling State shall provide contact information in order to receive such reports. There shall be no obligation to provide these reports to Settling States that receive contemporaneous reporting of thefts or significant losses of Designated Controlled Substances to a Settling State's board of pharmacy.

## **XIII. REPORTING TO LAW ENFORCEMENT**

1. The Settling States shall inform the Settling Pharmacy to what extent their law enforcement authorities would like to receive reports, other than those already required by law or regulation, of any confirmed forged prescriptions. To the extent not already in place, Settling Pharmacy shall implement standard operating procedures directing its employees to report any confirmed forged prescriptions for Designated Controlled Substances to those Settling States who have indicated that they want to accept it, within 5 business days of completing any review of such prescription or conduct. The Settling States shall provide contact information in order to receive such reports.
2. Settling Pharmacy shall document and for at least 2 years maintain records of any such reports that are made to Settling States regarding confirmed fraudulent or forged prescriptions, which are maintained centrally.

## **XIV. ENFORCEMENT OF INJUNCTIVE TERMS**

1. Notice of Potential Violations and Opportunity to Cure.
  - a. A "Potential Violation" occurs when the Settling State determines, after appropriate investigation and due diligence, that a Settling Pharmacy is not in substantial compliance with a material aspect of the Injunctive Terms. A Potential Violation may be for a single retail pharmacy. A violation of this Agreement is not presumed to occur when a pharmacist, pharmacist technician,



or other field personnel who supervise pharmacists and/or pharmacist technicians employed by a Settling Pharmacy violates the Settling Pharmacy's CSDOP Policies and Procedures.

- b. Potential Violation Discovered by Settling State.
  - i. In the event of a Potential Violation identified by a Settling State, the Settling State shall notify the Settling Pharmacy in writing (the "State's Notice").
  - ii. Within thirty (30) days of receipt of the State's Notice, the Settling Pharmacy shall provide a written response to the Settling State. The response shall include Settling Pharmacy's position as to the act(s) of non-compliance, including, possibly, a statement setting forth why the Settling Pharmacy believes it is in substantial compliance with the relevant provision(s) or a statement explaining how the Potential Violation has been addressed.
  - iii. If the Settling State wishes to meet with a Settling Pharmacy, that Settling Pharmacy shall promptly make itself available for such a meeting.
- c. If, after review of a written response and any meeting, the Settling State believes that a Potential Violation is ongoing or has not been substantially addressed, it will provide written notice to a Settling Pharmacy and work in conjunction with the Settling Pharmacy to devise, within thirty (30) days, a corrective action plan ("Corrective Action Plan") to remedy such Potential Violation, including a reasonable period for implementation of such plan.
- d. Within 60 and 120 days after implementing the Corrective Action Plan, the Settling Pharmacy will provide a written compliance update to the Settling State and make itself available to meet with the Settling State if requested. If after reviewing the compliance update and any meeting, the Settling State believes a Potential Violation remains ongoing or has not been substantially addressed, the Settling State may commence a 30-day mediation period. If mediation fails to resolve the dispute between the parties, the Settling State may take whatever action it deems necessary, including but not limited to bringing an action to enforce these Injunctive Terms, filing a new action (administrative or civil action) for violation of the Injunctive Terms as allowed by state law, conducting further investigation, or attempting to negotiate an updated Corrective Action Plan with the Settling Pharmacy. But the Settling State may not seek to reinstate claims that have been released as part of the Settlement.

- e. If a Settling Pharmacy fails or refuses to provide a written response, to devise or implement a Corrective Action Plan or to provide a compliance update as required by subsections 1(b), 1(c) and/or 1(d), a Settling State may bring an action to enforce these Injunctive Terms, filing a new action (administrative or civil action) for violation of the Injunctive Terms as allowed by state law, conduct further investigation, or attempt to negotiate an updated Corrective Action Plan with the Settling Pharmacy. But the Settling State may not seek to reinstate claims that have been released as part of the Settlement.
  - f. If, after review of a written response and any meeting, pursuant to subsections 1b. or 1c., above, the Settling State concludes that a Potential Violation is not ongoing or has been substantially addressed, the Settling State will provide written notice of this conclusion to the Settling Pharmacy within 30 days of reaching its conclusion.
2. Enforcement Action. Each Settling State agrees that prior to taking any court or administrative action, other than an action that the Settling State concludes is necessary to address an immediate threat to the health, safety, or welfare of the citizens of the Settling State, or that a public emergency requiring immediate action exists, it will follow the process outlined above. If the Settling State concludes that action is necessary to address an immediate threat to the health, safety, or welfare of the citizens of the Settling State or that a public emergency requiring immediate action exists, it will make best efforts to provide reasonable notice to a Settling Pharmacy prior to initiating any such action.

## **XV. COMPLIANCE CERTIFICATION**

1. Each Settling Pharmacy's Chief Pharmacy Controlled Substances Officer shall, after diligent inquiry, complete an annual compliance certification as set out in Section XV(4).
2. The certification shall be filed annually for the duration of these Injunctive Terms with a Settling State's appropriate licensing and/or regulatory agency and its Attorney General.
3. The certification shall state:

“I understand the compliance requirements and responsibilities as they relate to [insert name of department], an area under my supervision. My job responsibilities include attempting to achieve compliance with regard to the [insert name of department] with all applicable statutory requirements, obligations of the Injunctive Terms, and applicable policies, and I have taken steps to promote such compliance. To the best of my knowledge, the [insert name of department] is in compliance with the obligations of these Injunctive Terms. I understand that this certification is being provided to and relied upon by the State of [Settling State].”

4. If the Chief Pharmacy Controlled Substances Officer is unable to provide such a certification, the Chief Pharmacy Controlled Substances Officer shall provide a written explanation of the reasons why he or she is unable to provide the certification outlined above.

## **XVI. DATA SHARING**

1. Each Settling Pharmacy shall consent to the provision by their distributors of the Settling Pharmacy’s unblinded “867 Data” (data sent from the distributor to the manufacturer concerning the sale of its products to Settling Pharmacy) to opioid manufacturers on any particular Designated Controlled Substances manufactured by them as soon as commercially reasonable and at no cost to the manufacturers, provided that, pursuant to a prior written agreement with Settling Pharmacy, the opioid manufacturers agree (a) to ensure the confidentiality of the 867 Data, except as required by law; (b) to implement safeguards and procedures to limit access to and use of the 867 Data, except as required by law; (c) that the 867 Data shall be used solely for compliance purposes as part of their Suspicious Order Monitoring programs; and (d) that the 867 Data shall be shared only with specified personnel and shall not be shared with business or sales personnel.
2. To the extent that Settling Pharmacy provides McKesson Corporation, Cardinal Health, Inc., or AmerisourceBergen Corporation (the "Settling Distributors") with Pharmacy Customer Data (as defined in the Distributor Injunctive Terms) for use in their Controlled Substance Monitoring Programs, Settling Pharmacy agree that the Settling Distributor(s) may share such Pharmacy Customer Data with the Monitor appointed pursuant to the Distributor Injunctive Terms, provided that the Monitor agrees, pursuant to a prior written agreement with Settling Pharmacy, (a) to ensure the confidentiality of the Pharmacy Customer Data; (b) to implement safeguards and procedures to limit access to and use of the Pharmacy Customer Data; (c) that the Pharmacy Customer Data is used solely for the purpose of ensuring the Settling Distributors’ compliance with the Distributor Injunctive Terms; and (d) that the Pharmacy Customer Data shall be shared only with specified personnel.

## **XVII. CLEARINGHOUSE**

1. The Settling Pharmacy will confer with any Settling Distributor that distributes Designated Controlled Substances to its retail pharmacies and the States Injunctive Relief Committee for a period not to exceed six months from the Injunctive Terms Implementation Date to determine: what additional deidentified information, if any, is needed from the Settling Pharmacy for a Settling Distributor to perform suspicious order monitoring,; if additional deidentified information is needed, how the Settling Pharmacy shall provide it to a Settling Distributor; and what information provided by the Settling Pharmacy to a Settling Distributor may be deposited by the Settling Distributor into the Clearinghouse. For the avoidance of doubt “deidentified” does not refer to omission of information about Prescribers. If agreements are not reached, the matters in dispute shall be submitted to arbitration. Due to patient privacy and legal restrictions and other confidentiality and commercial concerns, in connection with any meet and confer described above, the Settling Pharmacy may not be compelled to provide individual patient-level or prescription-level data, de-identified or otherwise, to the Settling Distributors.
2. The Settling Pharmacy and Settling Distributors will also determine whether and in what amount each Settling Pharmacy will contribute to the cost of the operation of the Clearinghouse. When a Settling Pharmacy contributes to the costs of the Clearinghouse, Settling Pharmacy, Settling Distributors and all other participants in the Clearinghouse shall determine an equitable amount of the Settling Pharmacy’s contribution. If agreements are not reached, the matters in dispute shall be submitted to arbitration.
3. Any data provided by a Settling Pharmacy to a Settling Distributor and/or the Clearinghouse pursuant to these Injunctive Terms shall be treated in compliance with state and federal law, including but not limited to the Health Insurance Portability and Accountability Act of 1996 (“HIPAA”) and all applicable state and federal privacy laws.

#### **XVIII. CHANGES & MODIFICATIONS**

1. These Injunctive Terms may be amended or modified with the written consent of Settling Pharmacy and a majority of the States Injunctive Relief Committee.

**EXHIBIT Q**

**[Intentionally Omitted]**

## **EXHIBIT R**

### **Agreement on Attorneys' Fees, Costs, and Expenses**

This Agreement on Attorneys' Fees, Costs, and Expenses ("Fee Agreement") is entered between CVS and the Plaintiffs' Executive Committee appointed in the multidistrict litigation in the Northern District of Ohio, *In re National Prescription Opiate Litigation*, No. 1:17-MD-2804 ("MDL PEC"), in connection with the CVS Global Opioid Settlement Agreement ("CVS Agreement"). This Fee Agreement becomes effective on the Effective Date of the CVS Agreement or the date that the Consent Judgments anticipated under the CVS Agreement become final in 25 Settling States (whichever is later).

#### **I. Definitions**

- A. This Fee Agreement incorporates all defined terms in the CVS Agreement, unless otherwise defined herein, and shall be interpreted in a manner consistent with the CVS Agreement.
- B. "*Applicant.*" Any Attorney or MDL Participating Counsel who seeks an award of attorneys' fees from the Attorney Fee Fund pursuant to the procedures established by the MDL Court and the Fee Panel.
- C. "*Attorney.*" Any of the following retained through a legal contingency fee or hourly fee contract: a solo practitioner, multi-attorney law firm, or other legal representative of a Participating Subdivision or MDL Participating Counsel. This does not include Subdivision in-house attorneys.
- D. "*Attorney Fee Fund.*" An account consisting of \$500,615,944 allocated to pay attorneys' fees approved pursuant to Section II.B. of this Fee Agreement, established by Order of and under the ongoing jurisdiction of the MDL Court, as provided below.
- E. "*Common Benefit.*" Work performed for the benefit of all Participating Subdivisions and Tribal Nations, including, but not limited to, pretrial matters, discovery, trial preparation, trial, settlement negotiations, and all other work that advances the interests of the Participating Subdivisions.
- F. "*Common Benefit Fund.*" The sub fund of the Attorney Fee Fund described in Section II.C.
- G. "*Common Benefit Order.*" The Ongoing Common Benefit Order (Dkt. #4428) in *In re National Prescription Opiate Litigation*, Case No. 1:17-md-2804, any subsequent amendments or modifications to that order, and any successor orders on Common Benefit.
- H. "*Contingency Fee Fund.*" The sub fund of the Attorney Fee Fund described in Section II.D.

- I. “*Cost and Expense Fund Administrator.*” The administrator appointed by the MDL Court on August 12, 2021 (MDL Docket No. 3828), to administer the Cost Fund and its sub funds as provided in the Fee Agreement.
- J. “*Cost Fund.*” An account consisting of \$30,000,000, composed of the MDL Direct Cost Fund and the Subdivision Cost and Expense Fund, as provided below.
- K. “*Court Common Benefit Fund.*” The Common Benefit Fund established by the MDL Court in its orders of July 22, 2021, MDL Docket No. 3794, and May 9, 2022, MDL Docket No. 4428.
- L. “*Fee Entitlement.*” Any right, entitlement, or expectation, including but not limited to a fee contract, contingent fee contract, agreement, referral arrangement, co-counsel arrangement, State Back-Stop Agreement, or any other arrangement by which counsel could receive compensation or other consideration. For the avoidance of doubt, the scope of Fee Entitlement under paragraph II.G.3.a. does not include any Attorneys’ fees associated with representation of a State.
- M. “*Fee Panel.*” The three-person panel appointed by the MDL Court on August 12, 2021 (MDL Docket No. 3828), to administer and make recommendations for the allocation and distribution of the Attorney Fee Fund and its sub funds as provided in the Fee Agreement.
- N. “*Later Litigating State.*” A State that first files a lawsuit bringing a Released Claim against a Released Entity after December 9, 2022.
- O. “*MDL Court.*” United States District Court for the Northern District of Ohio Eastern Division, Case No. 1:17-md-2804, Judge Dan Aaron Polster.
- P. “*MDL Direct Cost Fund.*” The cost fund described in Section II.F below.
- Q. “*MDL Participating Counsel.*” MDL Participating Counsel includes an attorney or firm authorized by MDL 2804 Lead Counsel to perform work for the Common Benefit of Participating Subdivisions. By way of example, it would include insurance counsel and appellant counsel.
- R. “*MDL PEC.*” The Plaintiffs’ Executive Committee appointed by the MDL Court.
- S. “*Non-Participating Litigating Subdivision.*” A Litigating Subdivision that is not a Participating Subdivision.
- T. “*Non-Participating State.*” A State that is not a Participating State.
- U. “*Participating Litigating Subdivision.*” A Litigating Subdivision that is also a Participating Subdivision.

- V. “*Participation Agreement.*” An agreement executed by an Attorney that acknowledges the obligation to pay an appropriate MDL Common Benefit Assessment.
- W. “*Qualified Tribal Representation.*” Representation by an attorney of a Participating Tribal Government regarding Released Claims against Released Entities. Such counsel are eligible for Common Benefit Fee consideration. The CVS Tribal Global Settlement will provide for the contribution to the Common Benefit Fund as shall be determined by the MDL Court.
- X. “*Qualifying Representation.*” Legal services provided for representation of the MDL PEC or Participating Litigating Subdivision regarding Released Claims against Released Entities.
- Y. “*State Back-Stop Agreement.*” Any agreement by a Settling State and private counsel for Participating Subdivisions in that State (or legislation enacted in that State) to provide, adjust, or guarantee attorneys’ fees and costs, whether from the Attorney Fee Fund or any other source recognized in the agreement or legislation.<sup>1</sup>
- Z. “*Subdivision Cost and Expense Fund.*” The fund created to pay approved Subdivision and Tribal Nations costs and expenses as set forth in Section II.E.
- AA. “CVS” means (i) CVS Health Corporation and CVS Pharmacy Inc. and (ii) all of their respective past and present direct or indirect parents, subsidiaries, divisions, affiliates, joint ventures, predecessors, successors, and assigns.

## II. Fees and Costs

### A. Total Attorneys’ Fees and Costs

1. Total attorneys’ fees and costs to be paid by CVS to Attorneys under this Fee Agreement shall be up to, but in no event more than, \$530,615,944, subject to the reductions and provisions set forth below. The total attorneys’ fees and costs consists of up to \$500,615,944 for the Attorney Fee Fund, as set forth in Section II, and \$30,000,000 in total for the Cost Fund, divided between the Subdivision Cost and Expense Fund and MDL Direct Cost Fund as set forth in Sections II.E and II.F, respectively. Additionally, CVS shall also pay \$8,841,180 into the Court Common Benefit Fund as a common benefit fund assessment on the Credit set forth in Ex. M-3, and such amount shall be paid on the schedule set forth in Ex. M-3. The maximum attorney fees and costs allowed under this Fee Agreement, subject to the reductions set forth herein, are set forth in Ex. M-3 and shall be paid on the schedule in Ex. M-3.
2. If an Eligible State does not join the Agreement by the State Participation Date and is accordingly not a Settling State, the total attorneys’ fees and costs to be

---

<sup>1</sup> Nothing herein shall be understood to indicate approval for additional State Back-Stop Agreements or modifications of existing State Back-Stop Agreements.



paid under this Fee Agreement by CVS shall be reduced by twelve point four percent (12.4%) times the Remediation Payment amount that would have been allocated to that Non-Settling State as set forth in Section IV.B of the CVS Agreement.

3. The total attorneys' fees and costs to be paid under this Fee Agreement by CVS shall also be reduced by the amount of the Contingency Fee Fund for Attorneys representing Litigating Subdivisions in any Settling State that continue to pursue Released Claims ("*Non-Participating Litigating Subdivisions*"), as set forth in Section II.D.4 and II.H.7 below.

4. If CVS settles with any Non-Settling State after December 9, 2022, and such settlement allows for the Subdivision(s) in such Non-Settling State to join the settlement, CVS agrees to withhold from the attorney fee portion of such settlement a Common Benefit Fund assessment, to be deposited in the Court Common Benefit Fund, of 7.5% times the portion of the Remediation Payment that would have been due to such State if it had participated in the CVS Settlement and been awarded its full portion of the Remediation Payment (the "*CVS State Settlement CBF Assessment*"). If CVS settles with any Subdivision(s) in a Non-Settling State other than in connection with a statewide settlement that includes the relevant State after December 9, 2022, then CVS agrees to withhold from the attorney fee portion of such settlement a Common Benefit Fund assessment, to be deposited in the Court Common Benefit Fund, of 7.5% times the portion of the Remediation Payment that would have been due to such Subdivision under this Agreement (the "*CVS Subdivision CBF Assessment*," and, along with the CVS State Settlement CBF Assessment, each a "*CVS CBF Assessment*"). If (a) CVS settles with a Non-Settling State after December 9, 2022, (b) such settlement does not allow for the Subdivision(s) in such Non-Settling State to join the settlement, and (c) CVS later prevails in asserting that Released Claims of Primary Subdivisions in such Non-Settling State were released as a result of such settlement, CVS agrees to deposit the CVS State Settlement CBF Assessment in the Common Benefit Fund. Any CVS CBF Assessment is inclusive of any assessment related to such settlement that would be required by the Common Benefit Order. To the extent that CVS is required to pay any additional and/or separate assessment on such settlement as a result of the Common Benefit Order, the CVS CBF Assessment shall be reduced by the amount required to be paid pursuant to the Common Benefit Order.

**B. Attorney Fee Fund and Sub Funds**

1. The Attorney Fee Fund shall consist of the Contingency Fee Fund and the Common Benefit Fee Fund. There shall be a split of the Attorney Fee Fund into the Contingency Fee Fund and the Common Benefit Fund. The split shall be 40% to the Contingency Fee Fund and 60% to the Common Benefit Fund.

2. The Cost Fund shall include the MDL Direct Cost Fund and the Subdivision Cost and Expense Fund. The State Counsel Fee Fund and the State Cost Fund shall

be separate funds under the control of the Settling States and are not part of this Fee Agreement.

3. It is the intention of the Parties that the Contingency Fee Fund and the Common Benefit Fund shall be administered by the Fee Panel appointed under MDL Docket No. 3828, which will be governed by the provisions of this Fee Agreement and shall design the process and procedures for the allocation of fees pursuant to this Fee Agreement and the MDL Court's Order. The Cost Funds shall be administered by the Cost and Expense Fund Administrator appointed under MDL Docket No. 3828, who will be governed by the provisions of this Agreement and shall design the process and procedures for the allocation of costs pursuant to this Agreement and the MDL Court's Order.

4. The fees to be paid under this Fee Agreement are available for Attorneys engaged in Qualifying Representations and Qualified Trial Representations only. Fees to be paid under this Fee Agreement are not available prior to the Effective Date of the CVS Agreement, or if the CVS Agreement does not proceed. Fees to be paid under this Fee Agreement are not available for representation of States, Non-Participating Subdivisions, or Non-Litigating Subdivisions and are not available for representation of private hospitals, third-party payors, NAS claimants, personal injury/wrongful death claimants, or any entity other than Participating Litigating Subdivisions. In addition, fees under this Fee Agreement are not available for representation of any individual or entity in matters other than those claims against Released Entities, but may include a reasonable share of representations that involve development of facts for pursuit of opioid-related claims against multiple defendants in the pharmacy, manufacturing, and distribution chain.

5. In no event shall CVS be required to pay more into the Attorney Fee Fund in any Payment Year than the maximum amount specified in paragraph II.A.1., which amounts are reflected in Exhibit M to the CVS Agreement. The amounts allocated to the Contingency Fee Fund and the Common Benefit Fund set by the Fee Panel shall be subject to the reductions set forth in Section II.A.2 and the reductions and refunds set forth below.

6. Awards of fees from the Contingency Fee Fund shall be available to Attorneys with Qualifying Representations of Participating Litigating Subdivisions eligible to receive an allocation under the CVS Agreement, as set forth in Exhibit G to the CVS Agreement, and shall be made by applying the Mathematical Model attached as Exhibit "A" to this Fee Agreement. The collection of the data and calculations for the Mathematical Model has been a cooperative effort among private counsel for a large number of Litigating Subdivisions. The analysis has been spearheaded by Joseph Tann and Andrew Arnold. The Fee Panel is encouraged to continue working with those counsel in application of the Model. The Fee Panel shall oversee the application of the Model and resolve any questions or disputes concerning the eligibility of a Counsel to participate as required in

Section II.G. The Panel is empowered to hear disputes concerning and ensure the accuracy of the mathematical calculation.

7. As to awards from the Contingency Fee Fund, there shall be no right of appeal.

8. Any appeal of an award of the Fee Panel from the Common Benefit Fund will be made to the MDL Court and be reviewed under an abuse of discretion standard.

*C. Common Benefit Fund (60% of the Attorney Fee Fund)*

1. The maximum potential total Common Benefit Fund payment to be made by CVS into the Attorney Fee Fund is \$300,369,566.40, and in no event shall it exceed that amount. CVS's maximum potential Common Benefit Fund payments are subject to the reductions set forth in Section II.A.2. for Non-Settling States and to the adjustments set forth below and, subject to those reductions, shall be paid on the following yearly schedule:

	<b>CVS Maximum Common Benefit</b>
Payment Year 1	\$54,779,142.60
Payment Year 2	\$48,406,953.60
Payment Year 3	\$65,727,823.80
Payment Year 4	\$65,727,823.20
Payment Year 5	\$65,727,823.20
Total	\$300,369,566.40

Additionally, CVS shall also pay \$8,841,180 into the Court Common Benefit Fund as a common benefit fund assessment on the Credit set forth in Ex. M-3, which shall be paid on the schedule set forth in Ex. M-3.<sup>2</sup>

---

<sup>2</sup> For the avoidance of doubt, CVS is not required to pay any sums under this Agreement for matters settled prior to December 6, 2022, other than the \$8,841,180 credit referenced above.

2. The Common Benefit Fund shall be available to compensate Attorneys engaged in Qualifying Representations of Participating Litigating Subdivisions and Qualified Tribal Representation of Tribal Participating Governments who:
  - a. have performed work for the Common Benefit of all Participating Subdivisions and/or Tribal Nations consistent with the provisions to the guidelines established by Judge Polster set forth in MDL 2804 and the Order dated May 1, 2018, under docket number 358, which is included herein by reference; and
  - b. satisfy the eligibility criteria set forth in Section II.G.

For purposes of Common Benefit Fund distribution, Attorneys representing Tribal Nations litigating against CVS have also reached a settlement for Released Claims with CVS. These settlements are the subject of agreements with CVS. Attorneys representing Tribal Nations are eligible for Common Benefit consideration provided such agreements with CVS became effective under their terms. Such Attorneys must meet the eligibility criteria in Section II.G.

For purposes of Common Benefit Fund distribution, MDL Participating Counsel not engaged in Qualifying Representations of Participating Litigating Subdivisions but who performed work for the Common Benefit pursuant to authorization from the MDL Co-Leads and meet the eligibility criteria in Section II.G. shall be eligible.

3. CVS's Common Benefit Fund payments under this Fee Agreement satisfy, at a minimum, any assessments or withholdings for the CVS Agreement that are or could be required under the Common Benefit Order for Settling States and their Participating Subdivisions. The Common Benefit Fund shall be overseen by the Fee Panel, which shall determine the allocation of funds to eligible Attorneys consistent with this Fee Agreement and the Common Benefit Order.
4. In assessing the benefits that an Applicant has conferred to Participating Subdivisions (including non-Litigating Subdivisions) and/or Tribes for purposes of any compensation decision, the Fee Panel shall give significant weight to the extent to which (i) the Applicant and his or her clients have contributed to increasing (or reducing) Initial Participation in the CVS Agreement, and (ii) the Applicant and his or her clients have contributed to increasing (or reducing) the amounts achieved under Incentive Payments A-D through participation in the CVS Agreement, including the CVS Tribal Agreement. The Fee Panel shall also consider additional fee recoveries the Applicant may potentially obtain, including, but not limited to, from attorney fee funds under other settlement agreements, State Back-Stop Agreements, representations of States or Tribal Nations, representations of other clients in opioids-related matters, or through the representation of Subdivision clients,

whether they participated in the CVS Agreement or not. It is the intent of this provision to recognize that the goal of the CVS Agreement is to provide for maximum participation by the Subdivisions, maximum abatement funding for all Subdivisions nationally, and the maximum peace for Released Entities. Therefore, representing one or more Non-Participating States or Non-Participating Subdivisions does not further the goal of the CVS Agreement, and should not be considered Common Benefit because it does not increase funds available to Participating Subdivisions' abatement programs. Representing one or more Later Litigating Subdivisions or Later Litigating States is antithetical to the CVS Settlement and detracts from Common Benefit. The Fee Panel shall consider this concept of "common detriment" set forth in this paragraph in all of its decision making with respect to the allocation of the Attorney Fee Fund among Applicants, as well as, in its discretion, any reductions provided to CVS as set forth in Section II.H.<sup>3</sup> The Fee Panel shall consider the totality of the Applicant's Participating Litigating Subdivisions as compared to the Applicant's Non-Participating Litigating Subdivisions; the Parties recognize that, although the goal is for 100% participation, Applicants with a greater number of clients have a greater probability of having one or more Non-Participating Litigating Subdivisions. As used in this paragraph II.C.4, "client" or "representing" a Subdivision shall include any Litigating Subdivision as to which the Applicant has a Fee Entitlement.

5. As set forth in Section II.H, the Fee Panel must consider the factors described in paragraph II.C.4 to determine how and whether to reduce the amounts to be paid by CVS under this Fee Agreement and to determine how to allocate funds among Applicants. They may also, at their discretion, consider other factors not inconsistent with the factors set forth in paragraph II.C.4. and Section II.H. Any reduction in payment obligation or credit to be given CVS in this Fee Agreement shall be applied against Payment Year 5 and then working backwards. Any reduction to an Applicant not credited to CVS shall be allocated to attorneys whose Litigating Subdivision clients participated in the settlement by the Initial Subdivision Participation Date.

*D. Contingency Fee Fund (40% of the Attorney Fee Fund)*

1. The maximum potential total Contingency Fee Fund payment to be made by CVS into the Attorney Fee Fund is \$200,246,378.60, and in no event shall it exceed that amount. CVS's maximum potential Contingency Fee Fund payment shall be subject to the reductions set forth in Section II.A.2. for Non-

---

<sup>3</sup> Regardless of the status of the CT-3 bellwether counties under the CVS Agreement and this Fee Agreement, and notwithstanding any provisions in those agreements to the contrary, it is expressly agreed that the attorneys who represent or worked on behalf of the CT-3 bellwether counties in the CT-3 litigation are eligible to apply to the Fee Panel for attorneys' fees from the Common Benefit Fund for the CT-3 representation and that the Fee Panel has discretion to determine that such representation has achieved common benefit.

Settling States and to the adjustments set forth below and, subject to those reductions, shall be paid on the following yearly schedule:

	<b>CVS Maximum Contingency Fee</b>
Payment Year 1	\$36,519,428.40
Payment Year 2	\$32,271,302.40
Payment Year 3	\$43,818,549.20
Payment Year 4	\$43,818,548.80
Payment Year 5	\$43,818,548.80
Total	\$200,246,377.60

2. The Contingency Fee Fund shall be available to compensate Attorneys engaged in Qualifying Representations of Participating Litigating Subdivisions that meet the criteria set forth in Section II.G.
  - a. The Contingency Fee Fund shall be available to Attorneys who represent Litigating Subdivisions that are Participating Subdivisions, whether their actions are filed in state or federal court, and meet the eligibility criteria of Section II.G.
  - b. Participation in the Contingency Fee Fund by counsel that have a case that is not subject to the jurisdiction of the MDL Court shall not create, provide, or waive jurisdiction of the MDL Court over that Litigating Subdivision, that case or Attorneys, other than to oversee the fairness of the distribution process, and enforcement of this Fee Agreement.
3. The amount owed by CVS to the Contingency Fee Fund shall be reduced to reflect the non-joinder of Litigating Subdivisions in Settling States by subtracting the amounts identified by the Fee Panel, pursuant to paragraph II.H.7, that would have been owed to counsel for Non-Participating Litigating Subdivisions in Settling States had such Litigating Subdivisions been Participating Subdivisions.
4. In the event that after the date of the CVS Agreement, CVS, prior to the Effective Date of the CVS Agreement, settles with any Litigating Subdivision

that would have been eligible to participate in the CVS Agreement, and, under such settlement agreement pays attorneys' fees, the Fee Panel shall treat those Litigating Subdivisions as Participating Litigating Subdivisions and, applying the same criteria applicable to all Attorneys for Participating Litigating Subdivisions, determine what amount they would have been paid from the Contingency Fee Fund if they had become Participating Subdivisions under the CVS Agreement without such prior settlement. That sum, rather than being paid to the Attorney for the previously settling Litigating Subdivision, shall be returned to CVS, except that such refund shall not be greater than the amount paid to the Attorneys under the Litigating Subdivision's prior settlement agreement.

E. *Subdivision Cost and Expense Fund*

1. CVS shall pay \$22,500,000 into the Subdivision Cost and Expense Fund on the schedule set forth below.

	Cost Fund
Payment Year 1	\$11,250,000.00
Payment Year 2	\$11,250,000.00
Total	\$22,500,000.00

2. The Subdivision Cost and Expense Fund shall be available to compensate Attorneys for costs and expenses arising out of representation of Participating Litigating Subdivisions. No funds in the Subdivision Cost and Expense Fund may be used to compensate the costs incurred by Non-Participating Subdivisions or Non-Litigating Subdivisions or costs and expenses arising out of representation of any such Subdivision. In allocating the Subdivision Cost and Expense Fund, the Administrator shall not allocate any funds for costs incurred after December 9, 2022.

3. During the period between December 9, 2022 and the Effective Date of the CVS Agreement, the MDL PEC, as well as Litigating Subdivisions' Attorneys, shall make best efforts to cease litigation activity against CVS, including by jointly seeking stays or severance of claims against CVS, where feasible, or postponements if a motion to stay or sever is not feasible or is denied, so long as such actions are not otherwise detrimental to the Litigating Subdivision.

4. In the event that CVS, prior to the Effective Date of the CVS Agreement, settles with any Litigating Subdivision and, under such settlement agreement, pays costs to the Litigating Subdivision or its Attorney, the MDL Cost and Expense Fund Administrator shall treat those Litigating Subdivisions as Participating Litigating Subdivisions and, using the same criteria applicable to all applicants to the Subdivision Cost and Expense Fund, determine what amount in costs the Litigating

Subdivision or its Attorney would have been paid from the Subdivision Cost and Expense Fund if they had settled under the CVS Agreement. That sum, rather than being paid to the Attorney or the previously settling Litigating Subdivision, shall be credited and/or returned to CVS, except that such sum shall not be greater than the amount paid under the previously settled Litigating Subdivision's settlement agreement.

5. The Cost Fund shall be administered by the Cost Fund and Expense Fund Administrator (MDL Docket No. 3828), who will be governed by the provisions of this Agreement and shall design the process and procedures for the allocation of costs pursuant to this Agreement and the MDL Court's Order.

6. The costs of the Cost and Expense Fund Administrator shall be paid from the Cost Fund and allocated by the Cost and Expense Fund Administrator between the MDL Direct Cost Fund and the Subdivision Cost and Expense Fund to fairly charge each fund the cost incurred in implementing and supervising the specific fund.

7. The Cost and Expense Fund Administrator shall set the process and procedures for submission of and criteria for applications for payment of Subdivisions' and Tribal Nations' costs and expenses. The Cost and Expense Fund Administrator shall receive and evaluate applications from Participating Litigating Subdivisions and litigating Tribal Nations, whether filed in Federal Court or State Court, to seek reimbursement for eligible costs under Section II.E.2 in pursuit of claims against CVS. The process shall require a showing that the costs or expenses sought were reasonably incurred in furtherance of active litigation of a designated state or federal bellwether trial-set case, or Common Benefit. The Cost and Expense Fund Administrator shall require transparency from all applicants as to any other sources for compensating Attorneys for Subdivisions and Tribal Nations for costs incurred. If funds remain after the reimbursement of approved out-of-pocket costs, the Cost and Expense Fund Administrator may consider reasonable and appropriate payment for client time, costs, or expenses incurred by recognized trial bellwether plaintiffs. At the conclusion of the process, any funds not allocated by the Cost and Expense Fund Administrator shall be transferred to the Common Benefit Fund established in this Exhibit R.



8. In the event that States and Subdivisions enter into an additional global settlement with a party or parties other than CVS that is (a) under the jurisdiction of the MDL Court in MDL No. 2804, (b) creates a separate cost fund, and (c) unless the parties agree to another date, such agreement has an effective date prior to June 30, 2023, the Cost and Expense Fund Administrator shall have the authority to aggregate the Cost Fund with the cost fund created under that separate global settlement agreement. The Cost and Expense Fund Administrator shall have the authority to address the appropriate procedures and required information to allow the costs to be funded from the appropriate cost fund or shared by two or more cost funds; *provided, however*, that the Subdivision Cost and Expense Fund shall remain subject to the requirements set forth in Section II.E.2. For the avoidance of doubt, the Subdivision Cost and Expense Fund is available only to compensate Attorneys for costs and expenses arising out of representation of Participating Litigating Subdivisions, and no funds in the Subdivision Cost and Expense Fund may be used to compensate the costs incurred by Non-Participating Subdivisions or Non-Litigating Subdivisions or costs and expenses arising out of representation of any such Subdivision.

F. *MDL Direct Cost Fund*

1. CVS shall pay \$7,500,000 into the MDL Direct Cost Fund on the schedule set forth below.

	MDL Direct Cost Fund
Payment Year 1	\$3,750,000.00
Payment Year 2	\$3,750,000.00
Total	\$7,500,000.00

2. The MDL Direct Cost Fund shall be released following the Effective Date of this Fee Agreement without any delay to reimburse the MDL Counsel for an agreed-to portion of the expenses incurred, as approved by the Cost and Expense Fund Administrator. The sum deposited into the MDL Direct Cost Fund will be paid directly to the MDL Opiate Capital Account. The Cost and Expense Fund Administrator may include costs incurred by the MDL PEC in furtherance of litigation, mediation, implementation, and management of the Settlement.

3. In allocating the MDL Direct Cost Fund, the Administrator shall not allocate any funds for costs incurred after December 9, 2022, unless the Administrator determines that there are sufficient funds to cover all Subdivision costs incurred prior to December 9, 2022 and that special circumstances exist to justify costs incurred following the public announcement of the CVS Agreement, including reasonable costs related to the implementation of the CVS Agreement.

*G. Eligibility*

1. It is the intention of all parties participating in the Fee Panel process that there should be total transparency to the Fee Panel and to all fund participants. In connection with the process to be developed by the Fee Panel, any and all monies in attorney's fees received or awarded, including prior or future Contingency Fees, Common Benefit Fees, referral fees, expenses paid, promises for payment, or any other Fee Entitlement, to any Applicant in any opioid litigation shall be disclosed to the Fee Panel as a condition of participating in the Attorney Fee Fund and prior to an award from the Fee Panel. Any payment, expectation of payment or perceived entitlement to participate in a State Back-Stop Agreement or any other agreement reached with a Settling State or any Subdivision or any other source regarding payment of fees must be disclosed to the Fee Panel. Similarly, any right to payment from any other fund, for example a fund for payment to lawyers representing Settling States or Tribal Nations or Subdivisions shall be disclosed to the Fee Panel. Because it is anticipated that there will be multiple firms listed on contingent fee agreements with Litigating Subdivisions, the Fee Panel shall establish procedures, with input from Attorneys for Participating Litigating Subdivisions, for which party or parties should petition for fees from such groups and to whom the fee shall be paid and thereafter distributed to co-counsel in accordance with applicable agreements. For the avoidance of doubt, all Attorneys that are part of such groups must meet the eligibility criteria in paragraph II.G.3, must be subject to the criteria set forth in paragraph II.C.4, and must be disclosed to the Fee Panel.
2. An Applicant may apply for and recover attorneys' fees from the Common Benefit Fund, the Contingency Fee Fund, and any fund created by a past or future State Back-Stop Agreement, provided the Applicant satisfies the requirements relevant to each such fund and requirements for disclosure to the Fee Panel.
3. An Attorney may not receive any payment from the Attorney Fee Fund (which includes both the Contingency Fee Fund and the Common Benefit Fund) unless the following eligibility criteria are met and annually certified by the Attorney:
  - a. The Attorney must expressly waive the enforcement against the Litigating Subdivision client of all Fee Entitlements (other than under State Back-Stop Agreements) arising out of or related to any or all Qualifying Representations of any Participating Litigating Subdivision prior to applying for attorneys' fees from the Attorney Fee Fund. All applications

for attorneys' fees under this Fee Agreement shall include an affirmation by the Attorney of such waiver and notice to the client(s) of such waiver. Such waiver shall not preclude the Attorney from submitting such Fee Entitlements to the Fee Panel as a factor for consideration in allocating payments from the Attorney Fee Fund or in connection with a State Back-Stop Agreement. For the avoidance of doubt, no Attorney may recover fees under this Fee Agreement unless the Attorney expressly agrees not to enforce Fee Entitlements as to each and every Participating Litigating Subdivision represented by that Attorney, but such Attorneys may participate in and receive funds from a State Back-Stop Agreement.

- b. The Attorney must represent that s/he has no present intent to represent or participate in the representation of any Later Litigating Subdivision or Later Litigating State with respect to Released Claims against Released Entities.
- c. The Attorney must represent that s/he has not and will not engage in any advertising or solicitation related to Released Claims against Released Entities where such advertising or solicitation relates to a representation of a Subdivision eligible to be a Participating Subdivision after the Reference Date except that the Attorney may recommend participation in the Agreement.
- d. The Attorney must represent s/he will not charge or accept any referral fees for any Released Claims brought against Released Entities by Later Litigating Subdivisions or Later Litigating States. This representation shall not prohibit Attorneys from receiving allocated shares of any future common benefit assessments arising out of settlements or judgments with Later Litigating Subdivisions or Later Litigating States that are the result of the MDL Court's Common Benefit Order.
- e. The Attorney may not have and must represent that s/he does not have a Fee Entitlement related to a Later Litigating Subdivision or Later Litigating State, other than a potential Common Benefit Fee.
- f. The Attorney must fully disclose the participation, or the anticipation of participation, in any agreement with a Settling State or Participating Subdivision concerning fees arising out of or related to the CVS Agreement, including any fees paid or anticipated to be paid or any State Back-Stop Agreement.
- g. The Attorney must identify for the Fee Panel whether s/he utilized state litigation work product or MDL work product, including but not limited to ARCOS data, document repositories, experts developed in the MDL, trial transcripts, or deposition transcripts. The Attorney must identify whether s/he signed the MDL Participation Agreement.

- h. Any Attorney who applies for fees from one or both Funds must represent that, having exercised his/her independent judgment, s/he believes the CVS Agreement to be fair and will make or has made best efforts to recommend the Agreement to his or her Subdivision clients in Settling States. For avoidance of doubt, each Attorney is expected to exercise his or her independent judgment in the best interest of each client individually before determining whether to recommend joining the settlement. All applications for attorneys' fees or costs under this Section shall include an affirmation by the Attorney in compliance with this Subsection.
4. No Attorney receiving fees under this Fee Agreement may apply for or recover from the Attorney Fee Fund fees arising from representing a Non-Settling State or a Non-Participating Subdivision, provided, however, that this provision is not intended to prohibit Attorneys who do not represent or otherwise have a contractual agreement with such Non-Settling State or Non-Participating Subdivision from receiving allocated shares of any future common benefit assessments that arise out of settlements or judgments involving such Non-Settling State or Non-Participating Subdivision. All applications for attorneys' fees under this Section shall include an affirmation by the Attorney of compliance with this Section.
5. An Attorney who has filed an application under this section and received an award of attorneys' fees shall provide a certification of compliance with the requirements of this Fee Agreement annually during the years upon which they are still entitled to receive attorneys' fee payments under this Agreement. This certification will be done as directed by the Panel.
6. If, at any time, the Attorney is unable to make the representations set forth in this Section, such representations become untrue, or the Attorney falsely represents compliance with the eligibility criteria, the Attorney shall cease to be eligible to receive funds from the Attorney Fee Fund until further review by the Fee Panel of the Attorney's eligibility under and compliance with this Section II.
7. If an Attorney has a Fee Entitlement with a Later Litigating Subdivision or Later Litigating State or otherwise becomes unable to reaffirm compliance with the eligibility criteria set forth above, the Attorney shall notify the Fee Panel. For the avoidance of doubt, any Attorney who undertakes any new representation of, or has a Fee Entitlement with, a Later Litigating Subdivision or Later Litigating State shall be prohibited from receiving any future funds from the Attorney Fee Fund. If an Attorney fails to notify the Fee Panel of such Fee Entitlement with a Later Litigating Subdivision or Later Litigating State, the Attorney shall be required to refund amounts previously paid. The Fee Panel shall notify CVS when it receives notification.

8. To the extent an Attorney who has received compensation from the Attorney Fee Fund based on Qualifying Representations of Participating Litigating Subdivisions under the CVS Agreement represents a Later Litigating Subdivision or Later Litigating State, such Attorney shall be obligated to refund such amounts received as compensation from the Attorney Fee Fund to CVS. CVS or such Attorney may bring any dispute as to whether such Attorney shall be obligated to refund such amounts received from the Attorney Fee Fund to CVS, to the Fee Panel. Nothing herein shall require a multi-attorney law firm that has received compensation from the Attorney Fee Fund to refund such amounts if an attorney of the firm that is no longer affiliated with such law firm, after such departure, represents a Later Litigating Subdivision or Later Litigating State, provided that (a) neither the law firm nor any of its other attorneys have any contractual or financial arrangement regarding, stand to benefit directly or indirectly from, or directly or indirectly provide financial or other support of any kind to, the former attorney's representation of the Later Litigating Subdivision or Later Litigating State and (b) if the former attorney was a partner or owner of the multi-attorney law firm at the time that the law firm received compensation from the Attorney Fee Fund, the former attorney shall be obligated to refund such amounts as the former attorney earned as a result of the compensation that the law firm received from the Attorney Fee Fund.
9. In the event that an Attorney is deemed ineligible by the Fee Panel (whether based on its initial application or subsequent recertification), the Fee Panel shall provide notice to the Attorney and give the Attorney 30 days to provide additional information such that the Fee Panel could re-consider the Attorney's eligibility.
10. To the extent that an Attorney has a Fee Entitlement with a Participating Subdivision and is authorized to bring Released Claims against Released Entities, but such authorization is, in scope, less broad than the category of Released Claims set forth in the CVS Agreement, such Attorney may participate fully in both the Contingency Fee Fund and the Common Benefit Fund, without any reduction imposed by the Fee Panel due to the scope of the authorization, so long as the Participating Subdivision fully releases all Released Claims against Released Entities.
11. Attorneys applying to the Attorney Fee Fund knowingly and expressly agree to be bound by the decisions of the Fee Panel, subject to the limited appeal rights set forth in this Fee Agreement, and waive the ability to assert the lack of enforceability of the allocation reached through the procedures outlined herein.
12. Applicants are under an ongoing obligation to inform the Fee Panel in writing of any additional fees earned, expected, or received related to any Opioid litigation throughout the period of the Fee Panel's operation.

*H. Calculation of Amounts Due*

1. The Fee Panel shall be solely responsible for determining the amount of fees to be paid to each Applicant. None of the Released Entities shall have any responsibility, obligation, or liability of any kind whatsoever with respect to how attorneys' fees are calculated under this Section, except that the Fee Panel may receive information from CVS as to (a) the identity of Participating, Non-Participating, Litigating, Later Litigating, and Non-Litigating Subdivisions; (b) the impact of non-participation by a Litigating Subdivision as is relevant to the Fee Panel's determination in paragraph II.C.4; and (c) such other information as CVS may voluntarily elect to provide.
2. The Fee Panel shall establish procedures for making determinations under this Fee Agreement consistent with this Fee Agreement and orders of the MDL Court. Such procedures may include submission of documentary and/or other evidence, interviews with Applicants and/or other counsel (including counsel for CVS) that the Fee Panel deems appropriate, and/or other means of creating a record upon which fee awards will be based.
3. In making determinations under this Fee Agreement, the Fee Panel must apply the eligibility criteria set forth in Section II.G of this Fee Agreement and the criteria set forth in Section II. The Fee Panel shall ensure that payments are only made for Qualifying Representations of Participating Litigating Subdivisions. In addition, the Fee Panel will give consideration in regard to Common Benefit Fund awards to the *Johnson* factors, as well as the following factors (which factors may be applied and given relative weight in the Fee Panel's discretion):
  - a. The Applicant's contemporaneously recorded time and labor dedicated to Qualifying Representations along with the Applicant's financial commitment to such Qualifying Representations. Claimed "time" will not be automatically accepted by the Fee Panel but will be critically reviewed and given substantially more weight and consideration if such time was subject to the audit process described in any Pretrial Order(s) governing the collection of common benefit time;
  - b. The novelty, time, and complexity of the Qualifying Representations;
  - c. The skill requisite to perform legal services properly and undesirability of the case;
  - d. The preclusion of other employment by the Applicant due to time dedicated to Qualifying Representations;
  - e. The Common Benefit, if any, alleged to have been conferred by the Applicant and whether such Common Benefit work product by that Applicant was used by others in parallel litigations against Released Entities

whether within or outside the MDL, provided that any Applicant claiming that s/he substantially benefited cases other than those in which s/he entered an appearance as counsel must substantiate such claims by proffering factual support, such as proper supporting affidavits or other documents as determined by the Fee Panel with input from Attorneys for Participating Litigating Subdivisions;

- f. Any “common detriment,” as set forth in paragraph II.C.4;
- g. Any contingent fee agreement or other Fee Entitlement with Participating Subdivisions, enforcement of which, except for State Back-Stop Agreements, are waived in conjunction with the application, the nature and extent of any work for those Participating Subdivisions, whether such Participating Subdivisions actively litigated and, if so, the nature and procedural history of such case(s);
- h. The experience, reputation, and ability of the Applicant;
- i. Whether the Applicant’s clients brought Released Claims against Released Entities;
- j. The status of discovery in cases primarily handled by the Applicant;
- k. The nature of any work by the Applicant on “bellwether” cases or cases that were similarly active in litigation;
- l. Any pressure points successfully asserted by the Applicant in cases against CVS or any risk for CVS created by the Applicant in cases against CVS;
- m. Any risk for defendants created by Applicants in cases against CVS;
- n. Successful and unsuccessful motion practice in cases worked on by the Applicant;
- o. The date of filing of any cases filed by the Applicant;
- p. Obtaining consolidation of the litigation in the Applicant’s jurisdiction;
- q. The number and population of entities represented by the Applicant and the fees that would have been awarded under extinguished contingent fee arrangements;
- r. Whether the Applicant’s clients brought claims against CVS prior to the announcement of this settlement on December 9, 2022;

- s. Whether the Applicant has had a leadership role in the litigation, whether in state or federal court;
  - t. Whether the Applicant has had a leadership role in any negotiations aimed at resolving the litigation;
  - u. Whether the Applicant's cases have survived motions to dismiss;
  - v. The extent to which the Applicant contributed to the work product used for the common benefit of opioids litigants, including, without limitation, work on ARCOS data, Prescription Data Monitoring Programs, IQVIA data, depositions, document production and analysis experts, motions, briefs and pleadings, trial preparations, and trials;
  - w. The extent to which litigation occurred prior to and contributed to completion of settlement negotiations, as distinct from litigation that occurred after the announcement of the CVS Agreement on December 9, 2022, such latter litigation both being of less value and, the case of litigation filed after the announcement of the CVS Agreement on December 9, 2022, resulting in a common detriment to the settlement process, which in both cases should be viewed less favorably; and
  - x. Any other factors that the Fee Panel finds to be appropriate to consider after input from Applicants to the Attorney Fee Fund.
4. It is possible that the States and Subdivisions that are litigating Opioid cases will enter additional settlements in close proximity of the time for processing the CVS Agreement. If there are additional settlements and these settlements create a Common Benefit Attorney Fee Fund to be administered by the Fee Panel, the Fee Panel may:
- a. Consolidate the Common Benefit approval process to include evaluation of all Common Benefit Applications for all settlements entered after November 1, 2022;
  - b. Determine the fair and equitable allocation of the Aggregate Common Benefit Fees that come after December 9, 2022, including consideration of beneficial or detrimental actions taken with respect to any Settling Defendant contributing to the Common Benefit Attorney Fee Fund;
  - c. Give consideration to the amount and timing of each settlement, including the amount and timing of Common Benefit Fees;
  - d. The Fee Panel shall abide by the applicable Attorney Fee Agreement in each of the Settlements in Allocating the Common Benefit Fees provided for in the Settlement; and



- e. Be guided in their work by the Orders of the Court related to Fees and Costs.
5. The Fee Panel shall develop procedures for receiving a single application, which may be updated or amended based on new information (such as participation by additional Litigating Subdivisions) from each Applicant seeking compensation from each sub fund of the Attorney Fee Fund pursuant to processes and procedures developed by the Fee Panel, which shall not be inconsistent with this Fee Agreement. Any request for attorneys' fees not included on the single application or through the updating/amendment process designed by the Fee Panel shall be deemed waived. For purposes of transparency and to permit the Fee Panel to conduct its work, the application from each Applicant shall, at a minimum, require each Applicant to:
- a. Identify all Litigating Subdivisions for which s/he is seeking payment from the Attorney Fee Fund;
  - b. Identify all Subdivisions in both Settling and Non-Settling States (and, where applicable, Tribal Nations) with respect to which s/he has a Fee Entitlement with respect to Relevant Claims against Released Entities, and identify all co-counsel in such cases;
  - c. Identify which of those Subdivisions are Participating Subdivisions and which are not (with similar information for Tribal Nations, where applicable);
  - d. Specify the specific fund or funds within the Attorney Fee Fund from which the Attorney is seeking compensation;
  - e. Demonstrate his or her eligibility for compensation from the relevant sub funds within the Attorney Fee Fund pursuant to the criteria set forth for the relevant sub fund;
  - f. Identify any and all Fee Entitlements from representations of States, Tribal Nations, or other plaintiffs related to Released Claims against Released Entities or in opioids-related matters;
  - g. Notwithstanding "a-f" above, the Panel may consider a supplemental application if the Applicant shows good cause why circumstances exist that will lead to consideration for additional Common Benefit award. Examples would include, but are not limited to, an Applicant having Non-Participating Litigating Subdivision clients that subsequently become Participating Subdivisions, a Bar Date passes that increases participation or an Allocation Agreement is reached.

6. With respect to the Common Benefit Fund, the Fee Panel shall (subject to any applicable MDL Court Order):
  - a. Review the applications of all Applicants seeking compensation from the Common Benefit Fund, including determining eligibility for each Applicant as set forth in Section II.G.
  - b. Using criteria set forth in Sections II.C and II.G, allocate amounts from the Common Benefit Fund to eligible Applicants, including payment amounts for each Payment Year. In making such allocations, the Panel shall apply the principles set forth in paragraph II.C.5 to the amounts paid to Applicants with a Common Benefit Fee Entitlement.
7. With respect to the Contingency Fee Fund, the Fee Panel shall:
  - a. Review the applications of all Attorneys seeking compensation from the Litigating Subdivision Fee Fund, including determining eligibility for each Attorney as set forth in Section II.G.
  - b. Apply the Mathematical Model in Exhibit A.
  - c. Use such allocations to determine refund amounts owed to CVS from the Attorney Fee Fund, and inform CVS and the MDL PEC of all such adjustments.
8. To the extent that there is a dispute about the calculations of the Fee Panel related to the amount that CVS is required to pay (including application of any reductions or refunds under this Fee Agreement), such disputes shall be presented to the Fee Panel and any disputed funds be paid into/held in escrow. The Fee Panel shall resolve such disputes expeditiously, with either Party having the right to seek review from the MDL Court.
9. For purposes of determination of fee or cost awards, allocations, reductions, and possible reversions under this Fee Agreement, unless specified otherwise a Subdivision will be considered a Non-Participating Subdivision if it is not a Participating Subdivision as of the deadline for the application for the fee at issue (or, if the determination does not involve a specific application, the date on which the record for such determination closes).
10. In the event that the Fee Panel, through the use of the Mathematical Model set forth in Exhibit A, allocates funds from the Contingency Fee Fund for an Attorney based on a Qualifying Representation of a Participating Litigating Subdivision and that Subdivision is in a Settling State in which the Consent Judgment has not been approved, such funds shall be placed into escrow until the Consent Judgment is approved, after which time they shall be released.

*I. Miscellaneous*

1. The Fee Panel shall charge an hourly rate approved by the Court. The Pre-Effective Date costs associated with the Cost and Expense Fund Administrator shall be paid from funds in the Cost Fund. Post-Effective Date, the cost of the Fee Panel shall be charged against the applicable Fee Fund based on allocation by the Fee Panel and shall not be otherwise funded by CVS.
2. The MDL PEC will seek, and the Attorneys General for Settling States and the CVS will not oppose, a Common Benefit Fee Order requiring an assessment of 7.5% on the gross recovery (by judgment or settlement) of any Non-Participating Subdivision in a non-Settling State that is subject to the federal court jurisdiction, represented by a MDL PEC firm, represented by any Attorney receiving fees from the Common Benefit Fund, represented by any Attorney that signed a Participation Agreement or had been paid in a case otherwise under the jurisdiction of the MDL Court.
3. The MDL PEC shall provide to CVS information they have that identifies Attorneys who represent Litigating Subdivisions who are not Participating Subdivisions and who have an obligation to pay a common benefit assessment, either due to the MDL Court's orders or pursuant to a Participation Agreement.
4. The MDL PEC and CVS agree that it is a conflict of interest for an Attorney that had represented a Participating Subdivision to represent a Later Litigating Subdivision or Later Litigating State. This Subsection shall be enforceable to the extent permitted by the equivalent to Rules 1.16 and 5.6 of the ABA Model Rules of Professional Conduct in the relevant jurisdictions. The MDL PEC represents that it will comply with this provision in the case of the CVS Agreement until the Effective Date of the CVS Agreement, as well as thereafter, if the CVS Agreement proceeds.
5. Participating Subdivisions agree to instruct their counsel to treat information, work product and expert materials as confidential under Rule 1.6 of the ABA Model Rules of Professional Conduct. Accordingly, an Attorney shall not share information or work product with, or experts or materials to, non-participants (other than the Attorney's own current clients or their lawyers, consultants, experts or other representatives or agents). However, nothing herein shall prevent MDL Leadership or PEC Counsel from fulfilling their obligations in any MDL and the MDL Court Order.

**III. Miscellaneous**

- A. *Termination.* If the CVS Agreement does not proceed past the Reference Date, whether because CVS does not determine to proceed or for any other reason, this Fee Agreement shall be null and void, CVS shall have no obligation to make any payments under this Fee Agreement, and CVS and the MDL PEC shall take such steps as are necessary to restore the *status quo ante*.
1. *MDL Court Consideration.* This Fee Agreement shall be attached as an exhibit to the CVS Agreement. This Fee Agreement shall also be submitted by CVS and the MDL PEC to the MDL Court for approval pursuant to the motion and order that shall be attached. The MDL Court shall have no authority to increase the payments made by CVS under this Fee Agreement beyond the amounts described in this Fee Agreement.
  2. In the event that the MDL Court, through an order, makes any change to the Fee Panel's consideration of the factors set forth in paragraph II.C.4, or any other material change to the draft Order attached as part of Exhibit B or the terms of this Fee Agreement, CVS and the MDL PEC shall meet and confer concerning such changes.
  3. If CVS and the MDL PEC are unable to reach agreement and revisions to this Fee Agreement, this Fee Agreement shall be null and void, CVS shall have no obligation to make any payments under this Fee Agreement, and CVS and the MDL PEC shall take such further steps as are necessary to restore the *status quo ante*.
- B. *Amendment.* Once the MDL Court has entered an order implementing this Fee Agreement, this Fee Agreement can only be amended by (1) written agreement of CVS and the MDL PEC and (2) approval by the MDL Court.
- C. *Jurisdiction and Enforcement.* The MDL Court shall have exclusive and ongoing jurisdiction over the enforcement and implementation of this Fee Agreement as set forth herein. The MDL PEC shall be the Authorized Party to enforce this Fee Agreement, as to the payment obligations of CVS as set forth in this Fee Agreement and as to Attorneys making application to the Funds under this Fee Agreement. Solely for purposes of assessing or allocating common benefit fees, the MDL Court will continue to have jurisdiction over the work product developed in the MDL Court by and under the direction of the MDL PEC with respect to claims against CVS, including data and documents, depositions, expert reports, briefs and pleadings; and the MDL Court's protective orders, management orders, and other decisions regarding such discovery and other work product, including but not limited to, conditions on its use, will continue in full force and effect. Nothing in this paragraph authorizes the MDL Court to act contrary to this Agreement, or provides the MDL Court with jurisdiction over the CVS Agreement.

## Description of Mathematical Model for the Allocation of the Contingency Fee Funds

### CVS Settlement Agreement

This document describes the Mathematical Model for allocation of the Contingency Fee Fund described in Exhibit R (Agreement of Attorneys' Fees, Costs, and Expenses) to the CVS Settlement Agreement.<sup>4</sup> Awards of fees from the Contingency Fee Funds shall be available to Attorneys with Qualifying Representations of Participating Litigating Subdivisions eligible to receive an allocation under the CVS Settlement Agreement.<sup>5</sup> A Fee Panel shall oversee the application of the Model and resolve any questions or disputes concerning the eligibility of a counsel to participate. The Panel is empowered to hear disputes concerning and ensure the accuracy of the mathematical calculations.

In general terms, allocation of the Contingency Fee Fund shall be made by (1) determining the amount of the Settlement Fund that is attributable to each Participating Litigating Subdivision; (2) making certain adjustments to these amounts based on when the Subdivision filed suit and the terms of the applicable fee contract; and (3) dividing the Contingency Fee Fund proportionately among counsel for each Participating Litigating Subdivision based on the amounts calculated in subpart 2.

To collect a fee award from the Contingency Fee Fund, a Participating Litigating Subdivision must have named CVS (or any Released Entity) in its lawsuit. The total maximum amount of the Contingency Fee Fund in the CVS Settlement Agreement is \$200,246,377.60.<sup>6</sup>

Allocation of the Contingency Fee Fund shall be made according to the following steps. These calculations are made only for purpose of determining the percentage share of the Contingency Fee Fund that Attorneys for each Participating Litigating Subdivision should receive, *not* for determining the dollar amount each Subdivision will receive.

- (1) For each Settling State, attribute 50% of the settlement funds for that State to its Subdivisions according to the Subdivision Allocation Percentage in Exhibit G to the CVS Settlement Agreement.

#### Illustrative example:

- Assume that State A is allocated 1.00000% of the \$4,279,160,837 Remediation amount [see Exhibit M of the CVS Settlement Agreement].
- 50% of the 1% share allocated to State A is \$21,395,804.19.
- Assume that, per Exhibit G of the Agreement, the Subdivision Allocation

---

<sup>4</sup> See CVS Settlement Agreement, Exhibit R § II.D.2.

<sup>5</sup> CVS Settlement Agreement, Exhibit R § II.D.2.

<sup>6</sup> CVS Settlement Agreement, Exhibit R § II.A.1 & II.D.1.

Percentage for City B in State A is 1.000000000%.

- For purposes of determining its counsel's share of the Contingency Fee Fund, City B is attributed 1.000000000% of \$21,395,804.19, or \$213,958.04.

(2) Adjust the amounts in paragraph 1 as follows:

- a. *Upward Adjustment for Early Filers.* Increase the amount calculated in paragraph 1 above by 10% for any Litigating Subdivision that named CVS in a suit before December 5, 2017, the date the National Prescription Opiate Litigation MDL was formed. If the Litigating Subdivision did not name CVS in a suit before December 2, 2022, then fees from the Contingency Fee Fund will not be awarded to Attorneys with otherwise Qualifying Representations of that Participating Litigating Subdivision.

Illustrative Example:

- Assume City C is attributed \$1,000,000 under paragraph 1 above.
- If City C named CVS before 12/5/2017, the attributed amount would be adjusted to \$1,100,000.

- b. *Determine Amount Due under Contingency Fee Contract.* Determine the amount that would be due to Attorneys with Qualifying Representations of each Participating Litigating Subdivision under the terms of the applicable fee contract if the Participating Litigating Subdivision were to receive the amount calculated in paragraph 2.a. This amount can be referred to as the Contingency Fee Assumption.

Illustrative Example:

- Continuing the example given in paragraph 2.a, if Attorneys have a 20% contingency fee contract with City C for the relevant litigation, the amount calculated in this step would be 20% of \$1,100,000, or \$220,000.

In the next step, the Contingency Fee Assumption is used to determine the percentage share of the Contingency Fee Fund due to Attorneys for each Participating Litigating Subdivision.

(3) Divide the Contingency Fee Fund proportionately among Attorneys for each Participating Litigating Subdivision in two ways:

- a. *National Fee Pool Calculation.* Determine each Litigating Subdivision's

percentage share of all amounts due under contingency fee contracts nationwide by dividing the Contingency Fee Assumption calculated for each Subdivision in paragraph 2.b by the sum of all Contingency Fee Assumptions. Then multiply that percentage by the Contingency Fee Fund to figure each Subdivision's dollar share of the Contingency Fee Fund (but only if the Subdivision timely named CVS in a lawsuit).

Illustrative example:

- $\$220,000$  [from para. 2.b]  $\div$   $\$220,000,000$  [total amount owed under contingency fee contracts nationwide] =  $0.1\%$ <sup>7</sup>
- $0.1\% * \$200,246,377.60$  [Contingency Fee Fund] =  $\$200,246.38$

- b. *Separate State Fee Pools Calculation.* Determine each Litigating Subdivision's percentage share of all amounts due under contingency fee contracts statewide by dividing the Contingency Fee Assumption calculated for each Subdivision in paragraph 2.b by the sum of all Contingency Fee Assumptions in the same State. Then multiply that percentage by the portion of the Contingency Fee Fund that corresponds to that State's Overall Allocation Percentage, shown in Exhibit F of the CVS Settlement Agreement, to figure each Subdivision's dollar share of the Contingency Fee Fund (but only if the Subdivision timely named CVS in a lawsuit).

Illustrative example:

- $1\% * \$200,246,377.60 = \$2,002,463.78$  [amount of the Contingency Fee Fund corresponding to State A]
- Assume a total of  $\$2,500,000$  is owed under contingency fee contracts for State A.
- $\$220,000$  [from para. 2.b]  $\div$   $\$2,500,000 = 8.8\%$
- $8.8\% * \$2,002,463.78 = \$176,216.81$

The award of fees to Attorneys with Qualifying Representations of Participating Litigating Subdivisions will be the average of the final amounts calculated in paragraphs 3.a and 3.b above, less any amounts the Fee Panel is authorized to, and does, withhold.<sup>8</sup>

Paragraph 3.a represents allocation based on a proportional share of a National Fee Pool,

---

<sup>7</sup> In this example, \$220 million is the amount theoretically owed under all contingency fee contracts for litigation against CVS as calculated in paragraph 2.b. This amount is illustrative only; the actual amount will not be known until all litigating subdivisions are identified and the terms of their contingency fee contracts are collected.

<sup>8</sup> The model also enforces a maximum fee award of 20% of the amount calculated in paragraph 2.b. The description in this document of the Mathematical Model is by necessity an abstraction; the precise contours of the calculations are defined in the model itself.

while paragraph 3.b represents allocation based on a proportional share of the Separate State Fee Pools. In other words, for the National Fee Pool described above in paragraph 3.a, the contingency fee contract rate is compared to all other contingency fee contract rates in the nation. For the Separate State Fee Pools described above in paragraph 3.b, the contingency fee contract terms are compared to the other contingency fee contract terms in that same State. The National Fee Pool and the Separate State Fee Pools are given equal weighting.

Using the first methodology, Attorneys for two Subdivisions in different States with the same amount calculated under paragraph 2.b would be assigned the same amount under paragraph 3.a. Using the second methodology, Attorneys for the same two Subdivisions would be assigned different amounts under paragraph 3.b because they are in different States. Specifically, the Subdivision in the State with a smaller proportion of Participating Litigating Subdivisions would be allocated more than the Subdivision in the State with a greater proportion of Participating Litigating Subdivisions.



By: 

Name: Thomas Moffatt  
Vice President, Assistant Secretary, and Senior  
Legal Counsel

Date: March 3, 2023

*On behalf of CVS*

By: Paul T. Farrell, Jr.

Name: Paul T. Farrell, Jr.

Date: MAY 6 2023

By: \_\_\_\_\_

Name: Jayne Conroy

Date: \_\_\_\_\_

By: \_\_\_\_\_

Name: Joseph F. Rice


Date: \_\_\_\_\_

*On behalf of Plaintiffs' Executive Committee*

By: \_\_\_\_\_

Name: Paul T. Farrell, Jr.

Date: \_\_\_\_\_

By:  \_\_\_\_\_

Name: Jayne Conroy

6.7.2023

Date: \_\_\_\_\_

By: \_\_\_\_\_

Name: Joseph F. Rice

Date: \_\_\_\_\_

*On behalf of Plaintiffs' Executive Committee*

By: \_\_\_\_\_

Name: Paul T. Farrell, Jr.

Date: \_\_\_\_\_

By: \_\_\_\_\_

Name: Jayne Conroy

Date: \_\_\_\_\_

By: Joseph F. Rice \_\_\_\_\_

Name: Joseph F. Rice

6/7/2023  
Date: \_\_\_\_\_

*On behalf of Plaintiffs' Executive Committee*

## **EXHIBIT S**

### **Agreement on the State Outside Counsel Fee Fund for Chain Pharmacy Settlements**

**1. Definitions.**

- a. “Chain Pharmacy” means any of CVS, Walgreens, and Walmart, and “Chain Pharmacies” means all of the foregoing.
- b. “Multistate Chain Pharmacy Settlement Agreement” means This Settlement Agreement along with any other settlement of opioids-related claims among 30 or more states and a Chain Pharmacy.
- c. “This Settlement Agreement” means the settlement agreement between the Settling States and the Chain Pharmacy to which this Agreement is attached as an Exhibit.
- d. “Settling Chain Pharmacy” means the Chain Pharmacy that is a party to This Settlement Agreement.
- e. “Settling States” has the meaning given such term in the relevant Multistate Chain Pharmacy Settlement Agreement.

**2. Creation of a State Outside Counsel Chain Pharmacies Fee Fund.** The Settling States have agreed to the creation of a state outside counsel fee fund to pay reasonable attorneys’ fees of Settling States which have retained outside counsel in connection with litigation against one or more Chain Pharmacies (such fund, the “State Outside Counsel Chain Pharmacies Fee Fund”).

**3. State Outside Counsel Chain Pharmacies Fee Fund Administration.** The State Outside Counsel Chain Pharmacies Fee Fund shall be administered separately from any other funds for the payment of attorneys fees or costs in connection with This Settlement Agreement, including any common benefit fund, contingency fee fund for subdivision counsel, state cost fund, or MDL expense fund. If necessary, a committee of Attorneys General shall be convened to oversee the State Outside Counsel Chain Pharmacies Fee Fund (the “Chain Pharmacies Fee Fund Committee”). The Chain Pharmacies Fee Fund Committee shall be appointed by the Settling State Members of the Enforcement Committee and shall be comprised solely of Attorneys General of Settling States that engaged outside counsel to pursue litigation against one or more Chain Pharmacies. The Settlement Fund Administrator (the “Fee Fund Administrator”) shall administer the State Outside Counsel Chain Pharmacies Fee Fund according to this Exhibit and, if convened, the guidelines and directives of the Chain Pharmacies Fee Fund Committee.

**4. State Outside Counsel Chain Pharmacies Fee Eligibility.**

- a. To receive any amount from the State Outside Counsel Chain Pharmacies Fee Fund, an outside counsel to a Settling State must have filed and maintained an

action in the name of a Settling State or its Attorney General against a Chain Pharmacy in a state or federal court as of November 1, 2022. No Settling State (or its outside counsel) shall receive funds from both the State Outside Counsel Chain Pharmacies Fee Fund and any “Additional Remediation Amount” as may be provided for in This Settlement Agreement.

- b. In addition to the eligibility criteria set forth in Paragraph 4.a, above, and for the avoidance of doubt, only Settling States under This Settlement Agreement are eligible to receive any funds paid into the State Outside Counsel Chain Pharmacies Fee Fund as a result of This Settlement Agreement.

5. **State Outside Counsel Chain Pharmacies Fee Fund Amount.** The Settling Chain Pharmacy shall pay funds into the State Outside Counsel Chain Pharmacies Fee Fund in an amount equal to, and on the schedule identified in, Exhibit M (the “Contribution”). The Settling Chain Pharmacy’s Contribution shall subject to a reduction as described in Paragraph 8, below.

6. **State Outside Counsel Chain Pharmacies Fee Fund Availability and Calculation of Amount.**

- a. The State Outside Counsel Chain Pharmacies Fee Fund shall be available to compensate private outside counsel for Settling State Attorneys General for approved fees arising out of representation of the Settling State pursuant to the schedule attached to this agreement as Schedule I (the “Fee Schedule”).
- b. The Fee Schedule is intended to reflect the fee calculation in subparagraph 6.c, below (the “Fee Calculation”). Subject to adjustments required by Paragraph 8, below, in the event of any discrepancy between the Fee Schedule and the Fee Calculation, the Fee Schedule shall control. Each Settling State, by becoming a Participating State in This Settlement Agreement, agrees that the Fee Schedule reflects the Fee Calculation and waives any right to contest the accuracy of the Fee Schedule, absent manifest error, the exclusion of a Settling State, or the inclusion of a Non-Settling State. The version of the Fee Schedule reflecting any necessary adjustments shall be the “Final Fee Schedule.”
- c. Fees shall be aggregated across the Multistate Chain Pharmacy Settlement Agreements and be calculated by adding two components: (a) a fixed amount consisting of fifty percent (50%) of the amount of remediation funds allocated to a Settling State and its Subdivisions pursuant to the Multistate Chain Pharmacy Settlement Agreements multiplied by 4.5% (or, if lower, the applicable contingency fee percentage in the Settling State’s outside counsel contract); and (b) a proportional percentage of the remaining fee due under that Settling State’s contract with its outside counsel assuming that fifty percent (50%) of the Settling State’s recovery is allocable to a Settling State (rather than allocable to the Settling State’s Participating Subdivisions) so that the fees of all eligible Settling States (minus the fixed amount that would have

been allocated to any Non-Settling States had they become Settling States) exhausts the State Outside Counsel Chain Pharmacies Fee Fund. The proportional share percentage will be the same for each Settling State included in the State Outside Counsel Chain Pharmacies Fee Fund. Fees shall be split proportionally among each Multistate Chain Pharmacy Settlement Agreement, as set forth on the Fee Schedule.

- d. All amounts paid will be less any costs or fees of the Fee Fund Administrator. The Fee Schedule reflects a holdback amount of \$50,000 for such administrative expenses of the Fee Fund Administrator. The remainder of any unused administrative expenses shall be disbursed pro rata to States receiving monies from the State Outside Counsel Chain Pharmacies Fee Fund at the conclusion of such administration.

7. **Payment by the Fee Fund Administrator.**

- a. The Fee Fund Administrator shall hold the Contribution in escrow until the earlier of (1) the last of the three Multistate Chain Pharmacy Settlement Agreements becomes effective or (2) when instructed by the Settling State Members of the Enforcement Committee.
- b. Subject to eligibility pursuant to Paragraph 4, above, a Settling State's outside counsel may receive funds from the State Outside Counsel Chain Pharmacies Fee Fund in the following scenarios ("Payment Scenarios"):
  1. The Settling State's outside counsel agrees that the amount listed for such state on the Final Fee Schedule either satisfies in full or exceeds the amounts owed to all such Settling State's outside counsel and such counsel has provided written notice waiving all entitlement to additional fee in respect of any Multistate Chain Pharmacy Settlement Agreement.
  2. The Settling State and its outside counsel enter into a signed writing establishing the amount owed to the counsel, which includes an agreement on the payment of the amount listed for such state on the Final Fee Schedule and waives any right of the State or its outside counsel to additional amounts from the State Outside Counsel Chain Pharmacies Fee Fund.
  3. A final judgment is entered that is no longer appealable, which judgement adjudicates the amount owed to the Settling State's counsel in respect of This Settlement Agreement and directs the Chain Pharmacies Fee Fund Committee how to pay the amount listed on the Final Fee Schedule for such State.

If no Payment Scenario is applicable with respect to a Settling State, then the Settling State's share shall be placed in an interest-bearing escrow account (less reasonable expenses of the Fee Fund Administrator) and held unless and until a Payment Scenario is applicable.

- c. Upon the applicability of a Payment Scenario 1 with respect to a Settling State, the Fee Fund Administrator shall pay that Settling State's outside

counsel the amount identified on the Final Fee Schedule for such state or such lesser amount that satisfies the Settling State's obligation to its outside counsel in full. Any remaining allocation to such State shall be paid to the Settling State.

- d. Upon the applicability of a Payment Scenario 2 or 3 with respect to a Settling State, the Fee Fund Administrator shall release monies from the State Outside Counsel Chain Pharmacies Fee Fund in either the amount held by the Fee Fund Administrator, if the amount of the agreement or judgment is equal to or more than the amount held, or the amount indicated in the agreement or in the final judgment, if the amount in the agreement or judgment is less than the amount held.
- e. Nothing herein, including the amounts listed in Paragraph 6 above or on any Fee Schedule, shall prevent a Settling State from arguing in any proceeding with its outside counsel that (i) its recovery was less than fifty percent (50%) of the recovery in the settlement agreement down to and including fifteen percent (15%) of the total recovery; (ii) any payment should be discounted by an appropriate discount rate commensurate to the risk of the settlement agreement and the timeline that the Settling State is receiving its payments; (iii) the settlement amount should be lower because the amount a Settling State receives was reduced because such Settling State's outside counsel failed to obtain joinder from a Settling State's Subdivision(s) that the outside counsel also represented; or (iv) any limitation placed by the Settling Chain Pharmacy bars payment of a higher fee to outside counsel.
- f. In the event the amount due to the Settling State's outside counsel from an escrow account is less than the total amount of funds escrowed on the account of the Settling State, the balance shall be paid to the Settling State. In no event, other than a State becoming a Non-Settling State, shall funds revert to a Chain Pharmacy.

8. **Reduction of Amounts owed**

- a. **Non-Settling States; Reversion and Redistribution.** Amounts owed by the Settling Chain Pharmacy to the State Outside Counsel Chain Pharmacies Fee Fund shall be reduced by amounts allocated to the fixed amount for such State under This Settlement Agreement in the event that a listed State becomes a Non-Settling State. Specifically, the reduction in the amount owed by the Settling Chain Pharmacy shall be calculated as 2.25% times the total Remediation Payments that would have been allocated to the Non-Settling State had it been a Settling State. The payments for the other Settling States reflected in the Fee Schedule shall be adjusted by the Fee Fund Administrator to reflect a recalculated proportional percentage under the Fee Calculation.
- b. **Settling States; Redistribution.** If a Settling State under This Settlement Agreement (i) would otherwise be entitled to a payment from the State Outside Counsel Chain Pharmacies Fee Fund and (ii) is eligible to be a



“Settling State” under either of the two other Multistate Chain Pharmacy Settlement Agreements but does not become such a “Settling State”, then that Settling State’s payment from the State Outside Counsel Chain Pharmacies Fee Fund shall be reduced to an amount equal to the Contribution times the Settling State’s allocation percentage on Exhibit F, which shall be treated as an additional remediation payment in lieu of a fee payment. The payments for the other Settling States reflected in the Fee Schedule shall be adjusted by the Fee Fund Administrator to reflect a recalculated proportional percentage under the Fee Calculation.

- c. If either or both of the other Chain Pharmacies fail to enter into a Multistate Chain Pharmacy Settlement Agreement, or if such Multistate Chain Pharmacy Settlement Agreements fail to take effect by December 15, 2023, then the Settling Chain Pharmacy and the Enforcement Committee shall renegotiate the terms of Paragraph 8.b in order to permit prompt payment to Settling States that terminated contested litigation with the Settling Chain Pharmacy, and permitting additional time if necessary to finalize payments to the other Settling States. In no event will such renegotiation result in additional reversion of monies in the State Outside Counsel Chain Pharmacies Fee Fund to the Settling Chain Pharmacy.

9. **Interpretation.**

- a. This Agreement shall be an Exhibit to each Multistate Chain Pharmacy Settlement Agreement and shall include the Fee Schedule setting forth the presumptive payment calculations for each eligible Settling State. By joining This Settlement Agreement, each State agrees on the presumptive accuracy of the Fee Schedule, absent manifest error, the inclusion of a Non-Settling State, or the exclusion of a Settling State.
- b. It is the intent of all parties that the State Outside Counsel Chain Pharmacies Fee Fund function in a similar manner, with similar calculations and mechanics, as the “State Outside Counsel Fee Fund” established in Exhibit S of that certain settlement agreement dated as of July 21, 2021 setting forth the terms of settlement between and among McKesson Corporation, Cardinal Health, Inc., and AmerisourceBergen Corporation, on the one hand, and certain settling states and certain participating subdivisions, on the other hand.

**Schedule I to Exhibit S (Chain Pharmacies)**

**Final Fee Schedule**

[This Fee Schedule has been adjusted pursuant to Paragraph 6.b of Exhibit S) as of June 16, 2023 to reflect final settlement amounts and allocations]

State	Total Fee	Walgreens Share	Walmart Share	CVS Share
Alaska	\$2,258,683.18	\$897,519.37	\$499,420.08	\$861,743.73
Arkansas	\$5,386,729.10	\$2,140,492.18	\$1,191,065.98	\$2,055,170.94
Delaware	\$4,574,442.97	\$1,817,718.92	\$1,011,460.44	\$1,745,263.61
Kentucky	\$7,734,353.14	\$3,073,353.44	\$1,710,151.88	\$2,950,847.82
Michigan	\$25,904,785.15	\$10,293,628.84	\$5,727,837.39	\$9,883,318.92
Mississippi	\$5,173,370.80	\$2,055,711.27	\$1,143,890.08	\$1,973,769.45
Nevada	\$215,517.78	\$-	\$215,517.78	\$-
New Hampshire	\$7,568,287.46	\$3,007,364.92	\$1,673,432.91	\$2,887,489.64
New Mexico	\$-	\$-	\$-	\$-
Puerto Rico	\$8,643,270.36	\$3,434,524.42	\$1,911,123.63	\$3,297,622.31
South Dakota	\$1,238,281.03	\$492,048.29	\$273,797.77	\$472,434.97
Utah	\$2,884,152.67	\$1,146,058.42	\$637,718.38	\$1,100,375.88
West Virginia	\$-	\$-	\$-	\$-
	<b>Admin Expense Holdback</b>	\$19,868.20	\$11,055.56	\$19,076.24
	<b>Total</b>	\$28,378,288.26	\$16,006,471.88	\$27,247,113.51

Non-Settling States:

- Walgreens: NV, NM, WV
  - Para 8(a) 2.25% Reduction: **\$3,542,814.80**
- Walmart: none
- CVS: NV
  - Para 8(a) 2.25% Reduction: **\$1,280,625.41**

Excluded States:

- Florida (Walgreens; Walmart; CVS)
- New Mexico (Walmart; CVS)
- West Virginia (Walmart; CVS)

**EXHIBIT T**

**Agreement on the Joint State Cost Fund**

**1. Definitions.**

- a. “Opioids Defendant” means Walmart, or such other defendant in opioids-related litigation that enters into a Multistate Settlement after November 1, 2022, and “Opioids Defendants” means all of the foregoing.
- b. “Multistate Settlement” means this Settlement Agreement along with any other settlement of opioids-related claims among 30 or more states and an Opioids Defendant.
- c. “Settlement Agreement” means the settlement agreement between the Settling States and the Opioids Defendant to which this Agreement is attached as an Exhibit.
- d. “Settling Opioids Defendant” means the Opioids Defendant that is a party to the Settlement Agreement.
- e. “Settling States” has the meaning given such term in the Settlement Agreement.

2. **Creation of a State Cost Fund.** The Settling Opioids Defendant and the Settling States agree to the creation of a fund to pay costs and expenses associated with litigation and investigations related to the opioids litigation (such fund, the “State Cost Fund”). The State Cost Fund shall be administered separately from any other funds for the payment of attorneys fees or costs in connection with the Settlement Agreement, including any common benefit fund, contingency fee fund for subdivision counsel, subdivision cost fund, or MDL expense fund. However, the State Cost Fund shall be administered jointly with similar “State Cost Funds” created in other Multistate Settlements after November 1, 2022; any state cost funds jointly administered in this manner shall be referred to as the “Joint State Cost Fund.” To the extent permissible and feasible, the Joint State Cost Fund may also be jointly administered with any fund for reimbursement of states’ litigation and investigation costs established by a bankruptcy plan, including the Mallinckrodt bankruptcy plan, any plans that may emerge from the bankruptcies of Purdue and Endo, and any similar bankruptcies of opioids defendants. To the extent feasible, the Joint State Cost Fund may also be jointly administered with the State Cost Funds established pursuant to the Distributors Multistate Settlement and the Janssen Multistate Settlement.
3. **State Cost Fund Amount.** The Settling Opioids Defendant shall pay into the State Cost Fund in the amount listed on, and on the schedule set forth in, Exhibit M (the “Settling Opioids Defendant’s Contribution”) for the purpose paying States’ costs and expenses associated with to the opioid litigation.
4. **Joint State Cost Fund Committee.** A committee of Attorneys General or their designated

representatives (such committee, the “Joint State Cost Fund Committee”) shall oversee the Joint State Cost Fund. The committee shall be appointed by the Settling State Members of the Enforcement Committee, who shall aim to (i) have equal representation between states that retained contingency fee outside counsel and states that did not retain contingency fee outside counsel with respect to opioids-related litigation, and (ii) maintain consistency of committee membership across state cost funds that compose the Joint State Cost Fund. The Settling State Members of the Enforcement Committee may by majority vote add to or change the composition of the Joint State Cost Fund Committee.

**5. Joint State Cost Fund Administrator.**

- a. The Joint State Cost Fund Committee may select an administrator (the “Joint State Cost Fund Administrator”), who shall administer the Joint State Cost Fund and direct payments to Settling States according to the guidelines and directives of the Joint State Cost Fund Committee. While the expenses of the Joint State Cost Fund Administrator shall be reimbursable pursuant to the principles and guidelines listed below, the Joint State Cost Fund Administrator shall first rely on any separate funds that may be set aside for such purpose in any Multistate Settlement.
- b. The Joint State Cost Fund Administrator shall be responsible, under the direction and supervision of the Joint State Cost Fund Committee, for receiving and reviewing applications for reimbursement from the Joint State Cost Fund. This may include the creation of an audit process to ensure the integrity of submissions, as well as reimbursement rules to incentivize accurate submissions.

**6. State Cost Fund Guidelines and Principles.**

- a. Monies in the State Cost Fund shall be released without any delay to reimburse Settling States for documented costs incurred or paid in connection with litigation and investigation related to the opioid litigation.
- b. In allocating the Joint State Cost Fund, the Joint State Cost Fund Committee shall seek to comply with the following principles:
  1. Each State Cost Fund should be used to reimburse costs incurred by States that are Settling States in the Multistate Settlement from which funds are paid. (However, the foregoing sentence does not preclude a Non-Settling State that joins a separate Multistate Settlement from participating in the Joint State Cost Fund with respect to contributions made by other Opioids Defendants.)
  2. Funds in any State Cost Fund shall be primarily used to reimburse costs incurred prior to the date on which the relevant Multistate Settlement was first made available for participation to eligible States. Regardless of other factors considered in prioritizing payments, all costs incurred prior to January 1, 2023, shall be paid

before any costs incurred after that date are paid.

3. The Joint State Cost Fund shall prioritize the reimbursement of the following over reimbursement of any State's litigation or investigation costs:
  - the reasonable costs of the Joint State Cost Fund Administrator;
  - repayment of National Association of Attorneys General grants made in connection with opioid litigation, without regard to when the grants were made;
  - repayment of state-attributable costs of any mediator in connection with negotiations of a Multistate Settlement;
4. The Joint State Cost Fund shall seek to prioritize costs in the following order:
  - litigation-related costs; then
  - investigation-related costs; then
  - settlement and negotiation related costs; then
  - cost shares.
5. Costs incurred by a State's outside counsel that the State is contractually obligated to reimburse shall be treated as costs incurred by a State.
6. As between similar categories of costs (e.g., defendant-specific litigation-related costs), the Joint State Cost Fund shall first reimburse costs incurred by a State's outside counsel that the State is contractually obligated to reimburse out of its recovery, and then reimburse costs directly incurred by States.
7. The Joint State Cost Fund shall be available to reimburse only those costs which have not yet been reimbursed to a State from any other source, including any other fund set aside in a Multistate Settlement or bankruptcy plan for the reimbursement of costs or any individual state settlements.
8. The Joint State Cost Fund should not reimburse expenses that are expected to be reimbursed from another source, such as a bankruptcy debtor, unless such expected reimbursements do not come to fruition within a reasonable amount of time. This includes cost shares paid by states.

9. When coordinating among different state cost funds that each could be used to reimburse a given expense, the Joint State Cost Fund Committee may set guidelines to equitably distribute reimbursements across all state cost funds in a manner that prioritizes costs unlikely to be otherwise reimbursed to a similarly situated State.
  10. The Joint State Cost Fund may deny reimbursement of costs, on either an individual basis or a categorical basis, that a supermajority (75%+) of the Joint State Cost Fund Committee determines to be unreasonable.
  11. After all costs identified in the foregoing have been reimbursed, the remaining funds in the Joint State Cost Fund shall be distributed to states in proportion to their allocation of remediation payments in the Mallinckrodt bankruptcy plan. Such distribution shall be treated as a reimbursement for States' unenumerated costs of administering the Multistate Settlements and no subdivision shares shall be carved out of such disbursement, nor shall any attorney's fees be assessed against such distribution (unless individually agreed to by a State).
- c. In applying the foregoing principles, the Joint State Cost Fund Committee shall have the discretion to vary their application in order to ensure equity among similarly situated states and to facilitate the ease and speed of administering the Joint State Cost Fund. The Joint State Cost Fund Committee may also apply percentages to approximate costs attributable to a particular Opioids Defendant (or categories of Opioids Defendants) in a manner that seeks to treat similarly situated states equitably.
  - d. The Joint State Cost Fund Committee shall establish guidelines for the submission and approval of expenses eligible for reimbursement from the Joint State Cost Fund, which guidelines may be coordinated and consolidated with any similar cost funds in other state opioid settlements for purposes of joint administration and efficiency.
  - e. Unless waived by the Joint State Cost Fund Committee, the Joint State Cost Fund Administrator shall, in accordance with such guidelines, receive from Settling States records sufficient to demonstrate the incurrence and payment of each expense.
  - f. Where the Joint State Cost Fund Committee determines by a supermajority vote (75%+) that outside counsel for a Settling State has failed to exercise reasonable diligence in reviewing submitted costs for allowability, and such failure has resulted in the reimbursement of unallowed costs to such outside counsel, the Committee shall have the discretion to reduce or recover payments made to such outside counsel in an amount calculated to

incentivize the exercise of reasonable diligence.

7. **State Undertakings.** Each State submitting for reimbursement of costs from the Joint State Cost Fund agrees:
- a. to only submit costs allowable under this Joint State Cost Fund Agreement;
  - b. to provide all back-up documentation that may be requested with respect to any submitted cost and to make itself available for any questions related to such costs;
  - c. to exercise reasonable diligence to ensure that all submitted costs are allowable under (i) this Joint State Cost Fund Agreement, (ii) the State's contract with its outside counsel, if relevant, (iii) state law, and (iv) the policies and procedures applicable to the State's retention of outside counsel, if relevant; and
  - d. to promptly return any excess payments made to the State or its outside counsel from the Joint State Cost Fund, including payments made for costs that were reimbursed from another source or are not allowable hereunder.

**EXHIBIT U****IRS Form 1098-F**

0303

☐ VOID☐ CORRECTED

FILER'S name, street address, city or town, state or province, country, ZIP or foreign postal code, and telephone no. <b>[Appropriate Official]</b> <b>[Designated State]</b> <b>[Address]</b>		1 Total amount required to be paid \$ *	OMB No. 1545-2284 <b>Form 1098-F</b> (Rev. January 2022) For calendar year 20 <u>23</u>	<b>Fines, Penalties, and Other Amounts</b>  <b>Copy A</b> <b>For Internal Revenue Service Center</b> <b>File with Form 1096.</b> For Privacy Act and Paperwork Reduction Act Notice, see the <b>current General Instructions for Certain Information Returns.</b>
		2 Amount to be paid for violation or potential violation \$ <b>0.00</b>		
		3 Restitution/remediation amount \$ *		
FILER'S TIN <b>XX-XXXXXXX</b>	PAYER'S TIN <b>05-0494040</b>	4 Compliance amount \$ <b>0.00</b>	5 Date of order/agreement <b>XX/XX/2023</b>	
PAYER'S name <b>CVS Health Corporation</b>		6 Court or entity U.S. District Court for the Northern District of Ohio and jurisdictions of other cases settled under the Settlement Agreement entered into by CVS and the Settling States (as defined in such agreement), dated as of ____.		
Street address (including apt. no.) <b>One CVS Drive</b>		7 Case number No. 1:17-md-2804 and other cases settled under the Settlement Agreement entered into by CVS and the Settling States (as defined in such agreement), dated as of ____.		
City or town, state or province, country, and ZIP or foreign postal code <b>Woonsocket, RI, USA, 02895</b>		8 Case name or names of parties to suit, order, or agreement <b>National Prescription Opiate Litigation</b>		
		9 Code <b>A,B</b>		

Form **1098-F** (Rev. 1-2022)      Cat. No. 71382B      [www.irs.gov/Form1098F](http://www.irs.gov/Form1098F)      Department of the Treasury - Internal Revenue Service

**Do Not Cut or Separate Forms on This Page — Do Not Cut or Separate Forms on This Page**

\* Amounts to be completed following confirmation of settlement participation.



**EXHIBIT V**

**CVS Settlement Agreement Sign-On Form**

**This form indicates whether an Eligible State has determined to become a Settling State under the CVS Settlement Agreement. Each Settling State's Attorney General represents that he or she has obtained (or will obtain no later than the Initial Subdivision Participation Date) the authority set forth in Section XI.G of the CVS Settlement Agreement. Attorneys General of Eligible States that determine to become Settling States are committing to obtaining any necessary additional State releases prior to the Effective Date.**

The State/Commonwealth/Territory of \_\_\_\_\_ has determined:

- ☐ **to become** or  
☐ **not to become**

a Settling State under the CVS Settlement Agreement

\_\_\_\_\_  
Signature

\_\_\_\_\_  
Date

\_\_\_\_\_  
Printed Name

\_\_\_\_\_  
Title

**(1) Primary Contact for Your Office**

Name:

Title:

Email:

Direct Phone Number:

**(2) Secondary Contact for Your Office**

Name:

Title:

Email:

Direct Phone Number:

**(3) DEADLINE: SATURDAY, DECEMBER 31, 2022 AT 5:00 PM ET**

Please email your completed form to the following:

For CVS:

Alexandra W. Miller  
Paul B. Hynes, Jr.  
Zuckerman Spaeder LLP  
1800 M Street, N.W., Suite 1000  
Washington, D.C. 20003  
smiller@zuckerman.com  
phynes@zuckerman.com

For the Attorneys General:

Josh Stein, Attorney General  
North Carolina Department of Justice  
Attn: Daniel Mosteller, Deputy General Counsel  
PO Box 629  
Raleigh, NC 27602  
Dmosteller@ncdoj.gov

**EXHIBIT W**

**Non-Litigating Threshold Subdivisions<sup>1</sup>**

- |                                 |   |
|---------------------------------|---|
| 1. Alexander City City, Alabama | 38. Russell County, Alabama*              |
| 2. Anniston City, Alabama       | 39. Shelby County, Alabama*               |
| 3. Autauga County, Alabama*     | 40. St. Clair County, Alabama*            |
| 4. Barbour County, Alabama      | 41. Sumter County, Alabama                |
| 5. Blount County, Alabama*      | 42. Tallapoosa County, Alabama*           |
| 6. Butler County, Alabama       | 43. Washington County, Alabama            |
| 7. Center Point City, Alabama   | 44. Anchorage municipality, Alaska*       |
| 8. Chambers County, Alabama*    | 45. Fairbanks City, Alaska*               |
| 9. Choctaw County, Alabama      | 46. Fairbanks North Star Borough, Alaska* |
| 10. Clarke County, Alabama      | 47. Juneau City and borough, Alaska*      |
| 11. Clay County, Alabama        | 48. Kenai Peninsula Borough, Alaska*      |
| 12. Cleburne County, Alabama    | 49. Matanuska-Susitna Borough, Alaska*    |
| 13. Coosa County, Alabama       | 50. Apache County, Arizona*               |
| 14. Covington County, Alabama*  | 51. Apache Junction City, Arizona*        |
| 15. Crenshaw County, Alabama    | 52. Avondale City, Arizona*               |
| 16. Dale County, Alabama*       | 53. Buckeye City, Arizona*                |
| 17. DeKalb County, Alabama*     | 54. Bullhead City City, Arizona*          |
| 18. Dothan City, Alabama*       | 55. Casa Grande City, Arizona*            |
| 19. Escambia County, Alabama*   | 56. Chandler City, Arizona*               |
| 20. Eufaula City, Alabama       | 57. Coconino County, Arizona*             |
| 21. Fairfield City, Alabama     | 58. El Mirage City, Arizona*              |
| 22. Fort Payne City, Alabama    | 59. Flagstaff City, Arizona*              |
| 23. Geneva County, Alabama      | 60. Fountain Hills town, Arizona          |
| 24. Hale County, Alabama        | 61. Gila County, Arizona*                 |
| 25. Henry County, Alabama       | 62. Gilbert town, Arizona*                |
| 26. Houston County, Alabama*    | 63. Glendale City, Arizona*               |
| 27. Lee County, Alabama*        | 64. Goodyear City, Arizona*               |
| 28. Leeds City, Alabama         | 65. Graham County, Arizona*               |
| 29. Limestone County, Alabama*  | 66. La Paz County, Arizona                |
| 30. Macon County, Alabama       | 67. Lake Havasu City City, Arizona*       |
| 31. Madison City, Alabama*      | 68. Marana town, Arizona*                 |
| 32. Monroe County, Alabama      | 69. Maricopa City, Arizona*               |
| 33. Montgomery City, Alabama*   | 70. Mesa City, Arizona*                   |
| 34. Montgomery County, Alabama* | 71. Oro Valley town, Arizona*             |
| 35. Muscle Shoals City, Alabama | 72. Peoria City, Arizona*                 |
| 36. Oxford City, Alabama        |   |
| 37. Pell City City, Alabama     |   |

<sup>1</sup> Entities denoted with an asterisk (\*) indicate a population of greater than 30,000.

- |      |                                |      |                                   |
|------|--------------------------------|------|-----------------------------------|
| 73.  | Pima County, Arizona*          | 116. | Desha County, Arkansas            |
| 74.  | Pinal County, Arizona*         | 117. | Drew County, Arkansas             |
| 75.  | Prescott City, Arizona*        | 118. | El Dorado City, Arkansas          |
| 76.  | Prescott Valley town, Arizona* | 119. | Faulkner County, Arkansas*        |
| 77.  | Queen Creek town, Arizona*     | 120. | Fayetteville City, Arkansas*      |
| 78.  | Sahuarita town, Arizona*       | 121. | Forrest City City, Arkansas       |
| 79.  | San Luis City, Arizona*        | 122. | Fort Smith City, Arkansas*        |
| 80.  | Santa Cruz County, Arizona*    | 123. | Franklin County, Arkansas         |
| 81.  | Scottsdale City, Arizona*      | 124. | Fulton County, Arkansas           |
| 82.  | Sierra Vista City, Arizona*    | 125. | Garland County, Arkansas*         |
| 83.  | Surprise City, Arizona*        | 126. | Grant County, Arkansas            |
| 84.  | Tempe City, Arizona*           | 127. | Greene County, Arkansas*          |
| 85.  | Tucson City, Arizona*          | 128. | Harrison City, Arkansas           |
| 86.  | Yavapai County, Arizona*       | 129. | Helena-West Helena City, Arkansas |
| 87.  | Yuma City, Arizona*            | 130. | Hempstead County, Arkansas        |
| 88.  | Arkadelphia City, Arkansas     | 131. | Hot Spring County, Arkansas*      |
| 89.  | Arkansas County, Arkansas      | 132. | Hot Springs City, Arkansas*       |
| 90.  | Ashley County, Arkansas        | 133. | Howard County, Arkansas           |
| 91.  | Batesville City, Arkansas      | 134. | Independence County, Arkansas*    |
| 92.  | Baxter County, Arkansas*       | 135. | Izard County, Arkansas            |
| 93.  | Bella Vista City, Arkansas     | 136. | Jackson County, Arkansas          |
| 94.  | Benton City, Arkansas*         | 137. | Jacksonville City, Arkansas       |
| 95.  | Benton County, Arkansas*       | 138. | Jefferson County, Arkansas*       |
| 96.  | Bentonville City, Arkansas*    | 139. | Johnson County, Arkansas          |
| 97.  | Blytheville City, Arkansas     | 140. | Jonesboro City, Arkansas*         |
| 98.  | Boone County, Arkansas*        | 141. | Lawrence County, Arkansas         |
| 99.  | Bradley County, Arkansas       | 142. | Lincoln County, Arkansas          |
| 100. | Bryant City, Arkansas          | 143. | Little River County, Arkansas     |
| 101. | Cabot City, Arkansas           | 144. | Little Rock City, Arkansas*       |
| 102. | Camden City, Arkansas          | 145. | Logan County, Arkansas            |
| 103. | Carroll County, Arkansas       | 146. | Lonoke County, Arkansas*          |
| 104. | Centerton City, Arkansas       | 147. | Madison County, Arkansas          |
| 105. | Chicot County, Arkansas        | 148. | Magnolia City, Arkansas           |
| 106. | Clark County, Arkansas         | 149. | Malvern City, Arkansas            |
| 107. | Clay County, Arkansas          | 150. | Marion City, Arkansas             |
| 108. | Cleburne County, Arkansas      | 151. | Marion County, Arkansas           |
| 109. | Columbia County, Arkansas      | 152. | Maumelle City, Arkansas           |
| 110. | Conway City, Arkansas*         | 153. | Miller County, Arkansas*          |
| 111. | Conway County, Arkansas        | 154. | Mississippi County, Arkansas*     |
| 112. | Craighead County, Arkansas*    | 155. | Mountain Home City, Arkansas      |
| 113. | Crawford County, Arkansas*     | 156. | North Little Rock City, Arkansas* |
| 114. | Crittenden County, Arkansas*   | 157. | Ouachita County, Arkansas         |
| 115. | Cross County, Arkansas         | 158. | Paragould City, Arkansas          |

- |                                     |                                       |
|-------------------------------------|---------------------------------------|
| 159. Perry County, Arkansas         | 202. Bell City, California*           |
| 160. Phillips County, Arkansas      | 203. Bell Gardens City, California*   |
| 161. Pike County, Arkansas          | 204. Bellflower City, California*     |
| 162. Pine Bluff City, Arkansas*     | 205. Berkeley City, California*       |
| 163. Poinsett County, Arkansas      | 206. Beverly Hills City, California*  |
| 164. Polk County, Arkansas          | 207. Brea City, California*           |
| 165. Pope County, Arkansas*         | 208. Brentwood City, California*      |
| 166. Pulaski County, Arkansas*      | 209. Buena Park City, California*     |
| 167. Randolph County, Arkansas      | 210. Burbank City, California*        |
| 168. Rogers City, Arkansas*         | 211. Burlingame City, California*     |
| 169. Russellville City, Arkansas    | 212. Calexico City, California*       |
| 170. Saline County, Arkansas*       | 213. Camarillo City, California*      |
| 171. Scott County, Arkansas         | 214. Campbell City, California*       |
| 172. Searcy City, Arkansas          | 215. Carlsbad City, California*       |
| 173. Sebastian County, Arkansas*    | 216. Carson City, California*         |
| 174. Sevier County, Arkansas        | 217. Cathedral City City, California* |
| 175. Sharp County, Arkansas         | 218. Ceres City, California*          |
| 176. Sherwood City, Arkansas*       | 219. Cerritos City, California*       |
| 177. Siloam Springs City, Arkansas  | 220. Chino City, California*          |
| 178. Springdale City, Arkansas*     | 221. Chino Hills City, California*    |
| 179. St. Francis County, Arkansas   | 222. Citrus Heights City, California* |
| 180. Stone County, Arkansas         | 223. Claremont City, California*      |
| 181. Texarkana City, Arkansas       | 224. Clovis City, California*         |
| 182. Union County, Arkansas*        | 225. Coachella City, California*      |
| 183. Van Buren City, Arkansas       | 226. Colton City, California*         |
| 184. Van Buren County, Arkansas     | 227. Compton City, California*        |
| 185. Washington County, Arkansas*   | 228. Concord City, California*        |
| 186. West Memphis City, Arkansas    | 229. Contra Costa County, California* |
| 187. White County, Arkansas*        | 230. Corona City, California*         |
| 188. Yell County, Arkansas          | 231. Covina City, California*         |
| 189. Adelanto City, California*     | 232. Culver City City, California*    |
| 190. Alameda City, California*      | 233. Cupertino City, California*      |
| 191. Alhambra City, California*     | 234. Cypress City, California*        |
| 192. Aliso Viejo City, California*  | 235. Daly City City, California*      |
| 193. Antioch City, California*      | 236. Dana Point City, California*     |
| 194. Apple Valley town, California* | 237. Danville town, California*       |
| 195. Arcadia City, California*      | 238. Davis City, California*          |
| 196. Atascadero City, California*   | 239. Delano City, California*         |
| 197. Azusa City, California*        | 240. Diamond Bar City, California*    |
| 198. Bakersfield City, California*  | 241. Downey City, California*         |
| 199. Baldwin Park City, California* | 242. Eastvale City, California*       |
| 200. Banning City, California*      | 243. El Cajon City, California*       |
| 201. Beaumont City, California*     | 244. El Centro City, California*      |

245.	El Monte City, California*	287.	Lancaster City, California*
246.	El Paso de Robles (Paso Robles) City, California*	288.	Lawndale City, California*
247.	Elk Grove City, California*	289.	Lincoln City, California*
248.	Escondido City, California*	290.	Livermore City, California*
249.	Fairfield City, California*	291.	Lodi City, California*
250.	Folsom City, California*	292.	Lompoc City, California*
251.	Fontana City, California*	293.	Long Beach City, California*
252.	Foster City City, California*	294.	Los Altos City, California*
253.	Fountain Valley City, California*	295.	Los Banos City, California*
254.	Fremont City, California*	296.	Los Gatos town, California*
255.	Fresno City, California*	297.	Lynwood City, California*
256.	Garden Grove City, California*	298.	Madera City, California*
257.	Gardena City, California*	299.	Manhattan Beach City, California*
258.	Gilroy City, California*	300.	Manteca City, California*
259.	Glendale City, California*	301.	Martinez City, California*
260.	Glendora City, California*	302.	Menifee City, California*
261.	Glenn County, California	303.	Menlo Park City, California*
262.	Goleta City, California*	304.	Merced City, California*
263.	Hanford City, California*	305.	Milpitas City, California*
264.	Hawthorne City, California*	306.	Mission Viejo City, California*
265.	Hayward City, California*	307.	Modesto City, California*
266.	Hemet City, California*	308.	Monrovia City, California*
267.	Hesperia City, California*	309.	Montclair City, California*
268.	Highland City, California*	310.	Montebello City, California*
269.	Hollister City, California*	311.	Monterey Park City, California*
270.	Huntington Park City, California*	312.	Moorpark City, California*
271.	Indio City, California*	313.	Moreno Valley City, California*
272.	Inglewood City, California*	314.	Morgan Hill City, California*
273.	Irvine City, California*	315.	Mountain View City, California*
274.	Jurupa Valley City, California*	316.	Napa City, California*
275.	Kern County, California*	317.	National City City, California*
276.	Kings County, California*	318.	Newark City, California*
277.	La Mirada City, California*	319.	Newport Beach City, California*
278.	La Puente City, California*	320.	Norwalk City, California*
279.	La Quinta City, California*	321.	Novato City, California*
280.	La Verne City, California*	322.	Oakland City, California*
281.	Laguna Hills City, California*	323.	Oakley City, California*
282.	Laguna Niguel City, California*	324.	Oceanside City, California*
283.	Lake County, California*	325.	Ontario City, California*
284.	Lake Elsinore City, California*	326.	Orange City, California*
285.	Lake Forest City, California*	327.	Orange County, California*
286.	Lakewood City, California*	328.	Pacifica City, California*
		329.	Palm Desert City, California*

- |  |   |
|--|---|
| 330. Palm Springs City, California*                            | 368. San Gabriel City, California*            |
| 331. Palmdale City, California*                                | 369. San Jacinto City, California*            |
| 332. Palo Alto City, California*                               | 370. San Joaquin County, California*          |
| 333. Paramount City, California*                               | 371. San Juan Capistrano City,<br>California* |
| 334. Pasadena City, California*                                | 372. San Leandro City, California*            |
| 335. Perris City, California*                                  | 373. San Luis Obispo City, California*        |
| 336. Petaluma City, California*                                | 374. San Marcos City, California*             |
| 337. Pico Rivera City, California*                             | 375. San Mateo City, California*              |
| 338. Pittsburg City, California*                               | 376. San Mateo County, California*            |
| 339. Pleasant Hill City, California*                           | 377. San Pablo City, California*              |
| 340. Pleasanton City, California*                              | 378. San Rafael City, California*             |
| 341. Pomona City, California*                                  | 379. San Ramon City, California*              |
| 342. Porterville City, California*                             | 380. Santa Barbara City, California*          |
| 343. Poway City, California*                                   | 381. Santa Clara City, California*            |
| 344. Rancho Cordova City, California*                          | 382. Santa Clarita City, California*          |
| 345. Rancho Cucamonga City,<br>California*                     | 383. Santa Cruz City, California*             |
| 346. Rancho Palos Verdes City,<br>California*                  | 384. Santa Maria City, California*            |
| 347. Rancho Santa Margarita City,<br>California*               | 385. Santa Monica City, California*           |
| 348. Redding City, California*                                 | 386. Santa Rosa City, California*             |
| 349. Redlands City, California*                                | 387. Santee City, California*                 |
| 350. Redondo Beach City, California*                           | 388. Saratoga City, California*               |
| 351. Redwood City City, California*                            | 389. Seaside City, California*                |
| 352. Rialto City, California*                                  | 390. Simi Valley City, California*            |
| 353. Richmond City, California*                                | 391. Siskiyou County, California*             |
| 354. Riverside City, California*                               | 392. Solano County, California*               |
| 355. Rocklin City, California*                                 | 393. South Gate City, California*             |
| 356. Rohnert Park City, California*                            | 394. South San Francisco City,<br>California* |
| 357. Rosemead City, California*                                | 395. Stanislaus County, California*           |
| 358. Roseville City, California*                               | 396. Stanton City, California*                |
| 359. Salinas City, California*                                 | 397. Stockton City, California*               |
| 360. San Benito County, California*                            | 398. Sunnyvale City, California*              |
| 361. San Bernardino City, California*                          | 399. Temecula City, California*               |
| 362. San Bruno City, California*                               | 400. Temple City City, California*            |
| 363. San Buenaventura (Ventura) City,<br>California*           | 401. Thousand Oaks City, California*          |
| 364. San Carlos City, California*                              | 402. Torrance City, California*               |
| 365. San Diego City, California*                               | 403. Tracy City, California*                  |
| 366. San Dimas City, California*                               | 404. Tulare City, California*                 |
| 367. San Francisco City / San Francisco<br>County, California* | 405. Turlock City, California*                |
|  | 406. Tustin City, California*                 |
|  | 407. Union City City, California*             |
|  | 408. Upland City, California*                 |

409.	Vacaville City, California*	452.	Summit County, Colorado*
410.	Vallejo City, California*	453.	Weld County, Colorado*
411.	Victorville City, California*	454.	Wheat Ridge City, Colorado*
412.	Visalia City, California*	455.	Windsor town, Colorado*
413.	Vista City, California*	456.	Ansonia town / Ansonia City, Connecticut
414.	Walnut Creek City, California*	457.	Danbury City / Danbury town, Connecticut*
415.	Watsonville City, California*	458.	Derby City / Derby town, Connecticut
416.	West Covina City, California*	459.	Glastonbury town, Connecticut*
417.	West Hollywood City, California*	460.	Greenwich town, Connecticut*
418.	West Sacramento City, California*	461.	Groton town, Connecticut*
419.	Whittier City, California*	462.	Hamden town, Connecticut*
420.	Wildomar City, California*	463.	Hartford City / Hartford town, Connecticut*
421.	Woodland City, California*	464.	Manchester town, Connecticut*
422.	Yorba Linda City, California*	465.	Meriden City / Meriden town, Connecticut*
423.	Yuba City City, California*	466.	New Britain town / New Britain City, Connecticut*
424.	Yucaipa City, California*	467.	New Haven town / New Haven City, Connecticut*
425.	Alamosa County, Colorado	468.	New London City / New London town, Connecticut
426.	Arvada City, Colorado*	469.	Newington town, Connecticut*
427.	Boulder City, Colorado*	470.	Norwalk City / Norwalk town, Connecticut*
428.	Castle Rock town, Colorado*	471.	Stamford City / Stamford town, Connecticut*
429.	Centennial City, Colorado*	472.	Trumbull town, Connecticut*
430.	Chaffee County, Colorado	473.	Wallingford town, Connecticut*
431.	Colorado Springs City, Colorado*	474.	West Hartford town, Connecticut*
432.	Delta County, Colorado*	475.	New Castle County, Delaware*
433.	Douglas County, Colorado*	476.	Newark City, Delaware*
434.	Eagle County, Colorado*	477.	Wilmington City, Delaware*
435.	El Paso County, Colorado*	478.	Alpharetta City, Georgia*
436.	Englewood City, Colorado*	479.	Bacon County, Georgia
437.	Fort Collins City, Colorado*	480.	Baldwin County, Georgia*
438.	Fountain City, Colorado*	481.	Barrow County, Georgia*
439.	Garfield County, Colorado*	482.	Berrien County, Georgia
440.	Grand Junction City, Colorado*	483.	Brookhaven City, Georgia*
441.	La Plata County, Colorado*	484.	Brooks County, Georgia
442.	Lafayette City, Colorado*		
443.	Lakewood City, Colorado*		
444.	Las Animas County, Colorado		
445.	Littleton City, Colorado*		
446.	Longmont City, Colorado*		
447.	Loveland City, Colorado*		
448.	Montrose County, Colorado*		
449.	Otero County, Colorado		
450.	Parker town, Colorado*		
451.	Pueblo City, Colorado*		



485.	Brunswick City, Georgia	528.	Walker County, Georgia*
486.	Bryan County, Georgia*	529.	Ware County, Georgia*
487.	Canton City, Georgia*	530.	Warner Robins City, Georgia*
488.	Chamblee City, Georgia*	531.	White County, Georgia*
489.	Chatham County, Georgia*	532.	Hawaii County, Hawaii*
490.	Coffee County, Georgia*	533.	Honolulu County, Hawaii*
491.	Coweta County, Georgia*	534.	Maui County, Hawaii*
492.	Crawford County, Georgia	535.	Bonner County, Idaho*
493.	Dalton City, Georgia*	536.	Caldwell City, Idaho*
494.	Doraville City, Georgia	537.	Coeur d'Alene City, Idaho*
495.	Douglas County, Georgia*	538.	Idaho Falls City, Idaho*
496.	Douglasville City, Georgia*	539.	Kootenai County, Idaho*
497.	Dunwoody City, Georgia*	540.	Lewiston City, Idaho*
498.	East Point City, Georgia*	541.	Madison County, Idaho*
499.	Fannin County, Georgia	542.	Meridian City, Idaho*
500.	Gilmer County, Georgia*	543.	Nampa City, Idaho*
501.	Grady County, Georgia	544.	Nez Perce County, Idaho*
502.	Harris County, Georgia*	545.	Post Falls City, Idaho*
503.	Heard County, Georgia	546.	Adams County, Illinois*
504.	Hinesville City, Georgia*	547.	Addison Township, Illinois*
505.	Johns Creek City, Georgia*	548.	Addison village, Illinois*
506.	Kennesaw City, Georgia*	549.	Algonquin Township, Illinois*
507.	LaGrange City, Georgia*	550.	Algonquin village, Illinois*
508.	Lanier County, Georgia	551.	Arlington Heights village, Illinois*
509.	Lawrenceville City, Georgia*	552.	Aurora City, Illinois*
510.	Meriwether County, Georgia	553.	Aurora Township, Illinois*
511.	Milton City, Georgia*	554.	Avon Township, Illinois*
512.	Newnan City, Georgia*	555.	Bartlett village, Illinois*
513.	Paulding County, Georgia*	556.	Batavia Township, Illinois*
514.	Peachtree City City, Georgia*	557.	Belleville City, Illinois*
515.	Peachtree Corners City, Georgia*	558.	Bellwood village, Illinois
516.	Pickens County, Georgia*	559.	Bensenville village, Illinois
517.	Pierce County, Georgia	560.	Berwyn City, Illinois*
518.	Pooler City, Georgia	561.	Berwyn Township, Illinois*
519.	Richmond Hill City, Georgia	562.	Bloom Township, Illinois*
520.	Roswell City, Georgia*	563.	Bloomington Township, Illinois*
521.	Smyrna City, Georgia*	564.	Bloomington City Township, Illinois*
522.	South Fulton City, Georgia*	565.	Bloomington City, Illinois*
523.	Statesboro City, Georgia*	566.	Bolingbrook village, Illinois*
524.	Stonecrest City, Georgia*	567.	Bourbonnais Township, Illinois*
525.	Thomas County, Georgia*	568.	Bremen Township, Illinois*
526.	Tift County, Georgia*	569.	Bridgeview village, Illinois
527.	Tucker City, Georgia*		

- |  |  |
|--|--|
| 570. Bristol Township, Illinois*                 | 611. Franklin Park village, Illinois     |
| 571. Buffalo Grove village, Illinois*            | 612. Fremont Township, Illinois*         |
| 572. Burbank City, Illinois                      | 613. Fulton County, Illinois*            |
| 573. Calumet City City, Illinois*                | 614. Galesburg City Township, Illinois*  |
| 574. Capital Township, Illinois*                 | 615. Galesburg City, Illinois*           |
| 575. Carbondale City, Illinois                   | 616. Glendale Heights village, Illinois* |
| 576. Carol Stream village, Illinois*             | 617. Glenview village, Illinois*         |
| 577. Carpentersville village, Illinois*          | 618. Grafton Township, Illinois*         |
| 578. Caseyville Township, Illinois*              | 619. Granite City City, Illinois         |
| 579. Champaign City Township,<br>Illinois*       | 620. Grundy County, Illinois*            |
| 580. Champaign City, Illinois*                   | 621. Gurnee village, Illinois*           |
| 581. Chicago Heights City, Illinois              | 622. Hanover Park village, Illinois*     |
| 582. Chicago Ridge village, Illinois             | 623. Hanover Township, Illinois*         |
| 583. Cicero town / Cicero Township,<br>Illinois* | 624. Harlem Township, Illinois*          |
| 584. Clinton County, Illinois*                   | 625. Harvey City, Illinois               |
| 585. Collinsville Township, Illinois*            | 626. Hoffman Estates village, Illinois*  |
| 586. Crystal Lake City, Illinois*                | 627. Homer Township, Illinois*           |
| 587. Cunningham Township, Illinois*              | 628. Jackson County, Illinois*           |
| 588. Danville City, Illinois*                    | 629. Jersey County, Illinois             |
| 589. Decatur City, Illinois*                     | 630. Joliet City, Illinois*              |
| 590. Decatur Township, Illinois*                 | 631. Joliet Township, Illinois*          |
| 591. DeKalb City, Illinois*                      | 632. Kankakee City, Illinois             |
| 592. DeKalb Township, Illinois*                  | 633. Knox County, Illinois*              |
| 593. Des Plaines City, Illinois*                 | 634. La Grange Park village, Illinois    |
| 594. Dolton village, Illinois                    | 635. Lake County, Illinois*              |
| 595. Downers Grove Township, Illinois*           | 636. Lake Villa Township, Illinois*      |
| 596. Downers Grove village, Illinois*            | 637. LaSalle County, Illinois*           |
| 597. Du Page Township, Illinois*                 | 638. Lee County, Illinois*               |
| 598. Dundee Township, Illinois*                  | 639. Leyden Township, Illinois*          |
| 599. Edwardsville Township, Illinois*            | 640. Libertyville Township, Illinois*    |
| 600. Effingham County, Illinois*                 | 641. Lisle Township, Illinois*           |
| 601. Ela Township, Illinois*                     | 642. Livingston County, Illinois*        |
| 602. Elgin City, Illinois*                       | 643. Lockport Township, Illinois*        |
| 603. Elgin Township, Illinois*                   | 644. Lombard village, Illinois*          |
| 604. Elk Grove Township, Illinois*               | 645. Lyons Township, Illinois*           |
| 605. Elk Grove Village village, Illinois*        | 646. Lyons village, Illinois             |
| 606. Elmhurst City, Illinois*                    | 647. Madison County, Illinois*           |
| 607. Evanston City, Illinois*                    | 648. Maine Township, Illinois*           |
| 608. Evergreen Park village, Illinois            | 649. Massac County, Illinois             |
| 609. Forest Park village, Illinois               | 650. Maywood village, Illinois           |
| 610. Frankfort Township, Illinois*               | 651. McHenry Township, Illinois*         |
|  | 652. McLean County, Illinois*            |
|  | 653. Melrose Park village, Illinois      |

654.	Milton Township, Illinois*	697.	River Forest village, Illinois
655.	Moline City, Illinois*	698.	Rock Island City, Illinois*
656.	Monroe County, Illinois*	699.	Rockford Township, Illinois*
657.	Moraine Township, Illinois*	700.	Romeoville village, Illinois*
658.	Morgan County, Illinois*	701.	Schaumburg Township, Illinois*
659.	Mount Prospect village, Illinois*	702.	Schaumburg village, Illinois*
660.	Mundelein village, Illinois*	703.	Schiller Park village, Illinois
661.	Naperville City, Illinois*	704.	Shields Township, Illinois*
662.	Naperville Township, Illinois*	705.	Skokie village, Illinois*
663.	New Lenox Township, Illinois*	706.	South Moline Township, Illinois*
664.	New Trier Township, Illinois*	707.	Springfield City, Illinois*
665.	Niles Township, Illinois*	708.	St. Charles City, Illinois*
666.	Normal town, Illinois*	709.	St. Charles Township, Illinois*
667.	Normal Township, Illinois*	710.	St. Clair County, Illinois*
668.	Northbrook village, Illinois*	711.	St. Clair Township, Illinois*
669.	Northfield Township, Illinois*	712.	Stickney Township, Illinois*
670.	Northlake City, Illinois	713.	Streamwood village, Illinois*
671.	Nunda Township, Illinois*	714.	Streator City, Illinois
672.	Oak Lawn village, Illinois*	715.	Summit village, Illinois
673.	Oak Park Township, Illinois*	716.	Tazewell County, Illinois*
674.	Oak Park village, Illinois*	717.	Thornton Township, Illinois*
675.	Ogle County, Illinois*	718.	Tinley Park village, Illinois*
676.	Orland Park village, Illinois*	719.	Troy Township, Illinois*
677.	Orland Township, Illinois*	720.	Urbana City, Illinois*
678.	Oswego Township, Illinois*	721.	Vermilion County, Illinois*
679.	Oswego village, Illinois*	722.	Vernon Township, Illinois*
680.	Palatine Township, Illinois*	723.	Warren Township, Illinois*
681.	Palatine village, Illinois*	724.	Washington County, Illinois
682.	Palos Heights City, Illinois	725.	Waukegan City, Illinois*
683.	Palos Hills City, Illinois	726.	Waukegan Township, Illinois*
684.	Palos Township, Illinois*	727.	Wayne Township, Illinois*
685.	Park Ridge City, Illinois*	728.	West Deerfield Township, Illinois*
686.	Pekin City, Illinois*	729.	Wheatland Township, Illinois*
687.	Peoria City Township, Illinois*	730.	Wheaton City, Illinois*
688.	Peoria City, Illinois*	731.	Wheeling Township, Illinois*
689.	Peoria County, Illinois*	732.	Wheeling village, Illinois*
690.	Plainfield Township, Illinois*	733.	Whiteside County, Illinois*
691.	Plainfield village, Illinois*	734.	Williamson County, Illinois*
692.	Proviso Township, Illinois*	735.	Winfield Township, Illinois*
693.	Quincy City, Illinois*	736.	Wood River Township, Illinois*
694.	Quincy Township, Illinois*	737.	Woodford County, Illinois*
695.	Randolph County, Illinois*	738.	Woodridge village, Illinois*
696.	Rich Township, Illinois*	739.	Worth Township, Illinois*

740.	York Township, Illinois*	775.	Fairfield Township, Indiana*
741.	Aboite Township, Indiana*	776.	Fall Creek Township, Hamilton County, Indiana*
742.	Adams County, Indiana*	777.	Floyd County, Indiana*
743.	Adams Township, Indiana*	778.	Franklin Township, Marion County, Indiana*
744.	Anderson City, Indiana*	779.	Gibson County, Indiana*
745.	Anderson Township, Indiana*	780.	Goshen City, Indiana*
746.	Bartholomew County, Indiana*	781.	Grant County, Indiana*
747.	Bloomington Township, Indiana*	782.	Greene County, Indiana*
748.	Boone County, Indiana*	783.	Guilford Township, Indiana*
749.	Calumet Township, Indiana*	784.	Hamilton County, Indiana*
750.	Carmel City, Indiana*	785.	Hancock County, Indiana*
751.	Cass County, Indiana*	786.	Harrison Township, Vigo County, Indiana*
752.	Center Township, Delaware County, Indiana*	787.	Hendricks County, Indiana*
753.	Center Township, Howard County, Indiana*	788.	Henry County, Indiana*
754.	Center Township, Lake County, Indiana*	789.	Hobart Township, Indiana*
755.	Center Township, Marion County, Indiana*	790.	Huntington County, Indiana*
756.	Center Township, Porter County, Indiana*	791.	Jasper County, Indiana*
757.	Center Township, Vanderburgh County, Indiana*	792.	Jefferson County, Indiana*
758.	Clark County, Indiana*	793.	Jeffersonville Township, Indiana*
759.	Clay Township, Hamilton County, Indiana*	794.	Johnson County, Indiana*
760.	Clay Township, St. Joseph County, Indiana*	795.	Knight Township, Indiana*
761.	Clinton County, Indiana*	796.	Knox County, Indiana*
762.	Columbus City, Indiana*	797.	Kokomo City, Indiana*
763.	Columbus Township, Indiana*	798.	Kosciusko County, Indiana*
764.	Concord Township, Indiana*	799.	LaGrange County, Indiana*
765.	Crown Point City, Indiana*	800.	Lawrence Township, Indiana*
766.	Daviess County, Indiana*	801.	Lincoln Township, Indiana*
767.	Dearborn County, Indiana*	802.	Merrillville town, Indiana*
768.	Decatur Township, Indiana*	803.	Miami County, Indiana*
769.	DeKalb County, Indiana*	804.	Michigan City City, Indiana*
770.	Delaware Township, Indiana*	805.	Mishawaka City, Indiana*
771.	Dubois County, Indiana*	806.	Montgomery County, Indiana*
772.	Elkhart City, Indiana*	807.	New Albany City, Indiana*
773.	Elkhart County, Indiana*	808.	New Albany Township, Indiana*
774.	Elkhart Township, Indiana*	809.	Noble County, Indiana*
		810.	Noblesville Township, Indiana*
		811.	North Township, Indiana*
		812.	Ohio Township, Indiana*
		813.	Orange County, Indiana
		814.	Penn Township, Indiana*

- |  |                                  |
|--|----------------------------------|
| 815. Perry Township, Allen County, Indiana*          | 845. Whitley County, Indiana*    |
| 816. Perry Township, Marion County, Indiana*         | 846. Ames City, Iowa*            |
| 817. Perry Township, Monroe County, Indiana*         | 847. Ankeny City, Iowa*          |
| 818. Pike Township, Indiana*                         | 848. Bettendorf City, Iowa*      |
| 819. Pleasant Township, Johnson County, Indiana*     | 849. Cedar Falls City, Iowa*     |
| 820. Portage City, Indiana*                          | 850. Cedar Rapids City, Iowa*    |
| 821. Portage Township, St. Joseph County, Indiana*   | 851. Council Bluffs City, Iowa*  |
| 822. Portage Township, Porter County, Indiana*       | 852. Davenport City, Iowa*       |
| 823. Putnam County, Indiana*                         | 853. Des Moines City, Iowa*      |
| 824. Ross Township, Indiana*                         | 854. Dubuque City, Iowa*         |
| 825. Shelby County, Indiana*                         | 855. Dubuque County, Iowa*       |
| 826. Shelbyville City, Indiana                       | 856. Iowa City City, Iowa*       |
| 827. St. John Township, Indiana*                     | 857. Linn County, Iowa*          |
| 828. St. Joseph Township, Indiana*                   | 858. Marion City, Iowa*          |
| 829. Steuben County, Indiana*                        | 859. Marshall County, Iowa*      |
| 830. Valparaiso City, Indiana*                       | 860. Sioux City City, Iowa*      |
| 831. Wabash County, Indiana*                         | 861. Story County, Iowa*         |
| 832. Wabash Township, Indiana*                       | 862. Urbandale City, Iowa*       |
| 833. Warren Township, Indiana*                       | 863. Wapello County, Iowa*       |
| 834. Warrick County, Indiana*                        | 864. Warren County, Iowa*        |
| 835. Washington Township, Allen County, Indiana*     | 865. Waterloo City, Iowa*        |
| 836. Washington Township, Hamilton County, Indiana*  | 866. West Des Moines City, Iowa* |
| 837. Washington Township, Hendricks County, Indiana* | 867. Woodbury County, Iowa*      |
| 838. Washington Township, Marion County, Indiana*    | 868. Bourbon County, Kansas      |
| 839. Wayne County, Indiana*                          | 869. Butler County, Kansas*      |
| 840. Wayne Township, Allen County, Indiana*          | 870. Cherokee County, Kansas     |
| 841. Wayne Township, Marion County, Indiana*         | 871. Crawford County, Kansas*    |
| 842. Wayne Township, Wayne County, Indiana*          | 872. Douglas County, Kansas*     |
| 843. Wea Township, Indiana*                          | 873. Ford County, Kansas*        |
| 844. White River Township, Indiana*                  | 874. Geary County, Kansas*       |
|  | 875. Harvey County, Kansas*      |
|  | 876. Hutchinson City, Kansas*    |
|  | 877. Lawrence City, Kansas*      |
|  | 878. Leavenworth City, Kansas*   |
|  | 879. Leawood City, Kansas*       |
|  | 880. Lenexa City, Kansas*        |
|  | 881. Lyon County, Kansas*        |
|  | 882. Manhattan City, Kansas*     |
|  | 883. Miami County, Kansas*       |
|  | 884. Montgomery County, Kansas*  |
|  | 885. Neosho County, Kansas       |
|  | 886. Olathe City, Kansas*        |
|  | 887. Riley County, Kansas*       |

888.	Salina City, Kansas*	931.	Monroe County, Kentucky
889.	Saline County, Kansas*	932.	Morgan County, Kentucky
890.	Shawnee City, Kansas*	933.	Mount Washington City, Kentucky
891.	Shawnee County, Kansas*	934.	Muhlenberg County, Kentucky*
892.	Topeka City, Kansas*	935.	Murray City, Kentucky
893.	Allen County, Kentucky	936.	Nelson County, Kentucky*
894.	Anderson County, Kentucky	937.	Nicholasville City, Kentucky*
895.	Barren County, Kentucky*	938.	Owen County, Kentucky
896.	Bath County, Kentucky	939.	Owensboro City, Kentucky*
897.	Bell County, Kentucky	940.	Powell County, Kentucky
898.	Bowling Green City, Kentucky*	941.	Richmond City, Kentucky*
899.	Breathitt County, Kentucky	942.	Rowan County, Kentucky
900.	Bullitt County, Kentucky*	943.	Russell County, Kentucky
901.	Caldwell County, Kentucky	944.	Shepherdsville City, Kentucky
902.	Calloway County, Kentucky*	945.	Spencer County, Kentucky
903.	Campbell County, Kentucky*	946.	Taylor County, Kentucky
904.	Campbellsville City, Kentucky	947.	Todd County, Kentucky
905.	Carter County, Kentucky	948.	Union County, Kentucky
906.	Casey County, Kentucky	949.	Wayne County, Kentucky
907.	Christian County, Kentucky*	950.	Webster County, Kentucky
908.	Clay County, Kentucky	951.	Whitley County, Kentucky*
909.	Clinton County, Kentucky	952.	Winchester City, Kentucky
910.	Daviess County, Kentucky*	953.	Acadia Parish, Louisiana*
911.	Elizabethtown City, Kentucky*	954.	Bienville Parish, Louisiana
912.	Fleming County, Kentucky	955.	Covington City, Louisiana
913.	Florence City, Kentucky*	956.	De Soto Parish, Louisiana
914.	Garrard County, Kentucky	957.	Gretna City, Louisiana
915.	Georgetown City, Kentucky*	958.	Hartsville City / Terrebonne Parish (Terrebonne Parish Consolidated Government), Louisiana*
916.	Grant County, Kentucky	959.	Iberville Parish, Louisiana*
917.	Graves County, Kentucky*	960.	Lafayette City / Lafayette Parish, Louisiana*
918.	Harrison County, Kentucky	961.	Lincoln Parish, Louisiana*
919.	Hart County, Kentucky	962.	Livingston Parish, Louisiana*
920.	Hopkinsville City, Kentucky*	963.	Morgan City City, Louisiana
921.	Knox County, Kentucky*	964.	Natchitoches City, Louisiana
922.	Larue County, Kentucky	965.	New Orleans City / Orleans Parish (Orleans Parish-New Orleans City), Louisiana*
923.	Laurel County, Kentucky*	966.	Pointe Coupee Parish, Louisiana
924.	Letcher County, Kentucky	967.	St. Bernard Parish, Louisiana*
925.	Lewis County, Kentucky	968.	Tangipahoa Parish, Louisiana*
926.	Lincoln County, Kentucky		
927.	Logan County, Kentucky		
928.	Martin County, Kentucky		
929.	Mason County, Kentucky		
930.	Mercer County, Kentucky		

- |  |   |
|--|---|
| 969. Franklin County, Maine*               | 1010. Bloomfield charter Township,<br>Michigan*   |
| 970. Hancock County, Maine*                | 1011. Brownstown charter Township,<br>Michigan*   |
| 971. Oxford County, Maine*                 | 1012. Cheboygan County, Michigan                  |
| 972. Annapolis City, Maryland*             | 1013. Chesterfield Township, Michigan*            |
| 973. Anne Arundel County, Maryland*        | 1014. Clare County, Michigan*                     |
| 974. Baltimore County, Maryland*           | 1015. Commerce charter Township,<br>Michigan*     |
| 975. Cecil County, Maryland*               | 1016. Dearborn City, Michigan*                    |
| 976. College Park City, Maryland*          | 1017. Dearborn Heights City, Michigan*            |
| 977. Gaithersburg City, Maryland*          | 1018. Delta charter Township, Michigan*           |
| 978. Queen Anne's County, Maryland*        | 1019. Eastpointe City, Michigan*                  |
| 979. Salisbury City, Maryland*             | 1020. Emmet County, Michigan*                     |
| 980. Worcester County, Maryland*           | 1021. Farmington Hills City, Michigan*            |
| 981. Amherst town, Massachusetts*          | 1022. Flint charter Township, Michigan*           |
| 982. Andover town, Massachusetts*          | 1023. Flint City, Michigan*                       |
| 983. Arlington town, Massachusetts*        | 1024. Georgetown charter Township,<br>Michigan*   |
| 984. Attleboro City, Massachusetts*        | 1025. Grand Blanc charter Township,<br>Michigan*  |
| 985. Barnstable County, Massachusetts*     | 1026. Harrison charter Township,<br>Michigan      |
| 986. Boston City, Massachusetts*           | 1027. Holland charter Township,<br>Michigan*      |
| 987. Bristol County, Massachusetts*        | 1028. Holland City, Michigan*                     |
| 988. Dartmouth town, Massachusetts*        | 1029. Huron County, Michigan*                     |
| 989. Dracut town, Massachusetts*           | 1030. Independence charter Township,<br>Michigan* |
| 990. Franklin Town City,<br>Massachusetts* | 1031. Jackson County, Michigan*                   |
| 991. Lawrence City, Massachusetts*         | 1032. Kalamazoo City, Michigan*                   |
| 992. Lexington town, Massachusetts*        | 1033. Kentwood City, Michigan*                    |
| 993. Marlborough City, Massachusetts*      | 1034. Lapeer County, Michigan*                    |
| 994. Nantucket town, Massachusetts         | 1035. Lincoln Park City, Michigan*                |
| 995. Needham town, Massachusetts*          | 1036. Macomb Township, Michigan*                  |
| 996. Newton City, Massachusetts*           | 1037. Mecosta County, Michigan*                   |
| 997. Norfolk County, Massachusetts*        | 1038. Meridian charter Township,<br>Michigan*     |
| 998. Plymouth County, Massachusetts*       | 1039. Midland City, Michigan*                     |
| 999. Shrewsbury town, Massachusetts*       | 1040. Midland County, Michigan*                   |
| 1000. Taunton City, Massachusetts*         | 1041. Muskegon City, Michigan*                    |
| 1001. Waltham City, Massachusetts*         | 1042. Novi City, Michigan*                        |
| 1002. Westfield City, Massachusetts*       | 1043. Orion charter Township, Michigan*           |
| 1003. Allegan County, Michigan*            |   |
| 1004. Ann Arbor City, Michigan*            |   |
| 1005. Barry County, Michigan*              |   |
| 1006. Battle Creek City, Michigan*         |   |
| 1007. Bay City City, Michigan*             |   |
| 1008. Bay County, Michigan*                |   |
| 1009. Bedford Township, Michigan*          |   |

- |  |   |
|--|---|
| 1044. Ottawa County, Michigan*                       | 1079. Carver County, Minnesota*               |
| 1045. Plainfield charter Township,<br>Michigan*      | 1080. Chisago County, Minnesota*              |
| 1046. Portage City, Michigan*                        | 1081. Clay County, Minnesota*                 |
| 1047. Redford charter Township,<br>Michigan*         | 1082. Cottage Grove City, Minnesota*          |
| 1048. Rochester Hills City, Michigan*                | 1083. Crow Wing County, Minnesota*            |
| 1049. Roseville City, Michigan*                      | 1084. Dakota County, Minnesota*               |
| 1050. Royal Oak City, Michigan*                      | 1085. Douglas County, Minnesota*              |
| 1051. Saginaw charter Township,<br>Michigan*         | 1086. Eagan City, Minnesota*                  |
| 1052. Saginaw City, Michigan*                        | 1087. Eden Prairie City, Minnesota*           |
| 1053. Shelby charter Township,<br>Michigan*          | 1088. Edina City, Minnesota*                  |
| 1054. Southfield City, Michigan*                     | 1089. Freeborn County, Minnesota*             |
| 1055. St. Clair Shores City, Michigan*               | 1090. Goodhue County, Minnesota*              |
| 1056. St. Joseph County, Michigan*                   | 1091. Hennepin County, Minnesota*             |
| 1057. Sterling Heights City, Michigan*               | 1092. Inver Grove Heights City,<br>Minnesota* |
| 1058. Taylor City, Michigan*                         | 1093. Isanti County, Minnesota*               |
| 1059. Troy City, Michigan*                           | 1094. Itasca County, Minnesota*               |
| 1060. Van Buren County, Michigan*                    | 1095. Kandiyohi County, Minnesota*            |
| 1061. Warren City, Michigan*                         | 1096. Lakeville City, Minnesota*              |
| 1062. Waterford charter Township,<br>Michigan*       | 1097. Mankato City, Minnesota*                |
| 1063. West Bloomfield charter Township,<br>Michigan* | 1098. Maple Grove City, Minnesota*            |
| 1064. White Lake charter Township,<br>Michigan*      | 1099. Maplewood City, Minnesota*              |
| 1065. Wyoming City, Michigan*                        | 1100. McLeod County, Minnesota*               |
| 1066. Ypsilanti charter Township,<br>Michigan*       | 1101. Meeker County, Minnesota                |
| 1067. Andover City, Minnesota*                       | 1102. Minneapolis City, Minnesota*            |
| 1068. Apple Valley City, Minnesota*                  | 1103. Minnetonka City, Minnesota*             |
| 1069. Becker County, Minnesota*                      | 1104. Moorhead City, Minnesota*               |
| 1070. Beltrami County, Minnesota*                    | 1105. Morrison County, Minnesota*             |
| 1071. Benton County, Minnesota*                      | 1106. Mower County, Minnesota*                |
| 1072. Blaine City, Minnesota*                        | 1107. Nicollet County, Minnesota*             |
| 1073. Bloomington City, Minnesota*                   | 1108. Olmsted County, Minnesota*              |
| 1074. Blue Earth County, Minnesota*                  | 1109. Otter Tail County, Minnesota*           |
| 1075. Brooklyn Center City, Minnesota*               | 1110. Plymouth City, Minnesota*               |
| 1076. Brooklyn Park City, Minnesota*                 | 1111. Polk County, Minnesota*                 |
| 1077. Burnsville City, Minnesota*                    | 1112. Ramsey County, Minnesota*               |
| 1078. Carlton County, Minnesota*                     | 1113. Rice County, Minnesota*                 |
|  | 1114. Richfield City, Minnesota*              |
|  | 1115. Roseau County, Minnesota                |
|  | 1116. Roseville City, Minnesota*              |
|  | 1117. Savage City, Minnesota*                 |
|  | 1118. Scott County, Minnesota*                |
|  | 1119. Shakopee City, Minnesota*               |
|  | 1120. Sherburne County, Minnesota*            |



- |   |  |
|---|--|
| 1121. Sibley County, Minnesota            | 1164. Olive Branch City, Mississippi*  |
| 1122. St. Cloud City, Minnesota*          | 1165. Panola County, Mississippi*      |
| 1123. St. Louis County, Minnesota*        | 1166. Perry County, Mississippi        |
| 1124. St. Louis Park City, Minnesota*     | 1167. Pike County, Mississippi*        |
| 1125. Stearns County, Minnesota*          | 1168. Pontotoc County, Mississippi*    |
| 1126. Steele County, Minnesota*           | 1169. Rankin County, Mississippi*      |
| 1127. Waseca County, Minnesota            | 1170. Southaven City, Mississippi*     |
| 1128. Washington County, Minnesota*       | 1171. Starkville City, Mississippi     |
| 1129. Winona County, Minnesota*           | 1172. Sunflower County, Mississippi    |
| 1130. Woodbury City, Minnesota*           | 1173. Tallahatchie County, Mississippi |
| 1131. Wright County, Minnesota*           | 1174. Tishomingo County, Mississippi   |
| 1132. Alcorn County, Mississippi*         | 1175. Tupelo City, Mississippi*        |
| 1133. Attala County, Mississippi          | 1176. Union County, Mississippi        |
| 1134. Biloxi City, Mississippi*           | 1177. Vicksburg City, Mississippi      |
| 1135. Brookhaven City, Mississippi        | 1178. Walthall County, Mississippi     |
| 1136. Chickasaw County, Mississippi       | 1179. Warren County, Mississippi*      |
| 1137. Clarke County, Mississippi          | 1180. Wayne County, Mississippi        |
| 1138. Cleveland City, Mississippi         | 1181. Yalobusha County, Mississippi    |
| 1139. Columbus City, Mississippi          | 1182. Adair County, Missouri           |
| 1140. Copiah County, Mississippi          | 1183. Andrew County, Missouri          |
| 1141. Gautier City, Mississippi           | 1184. Ballwin City, Missouri*          |
| 1142. George County, Mississippi          | 1185. Barry County, Missouri*          |
| 1143. Greene County, Mississippi          | 1186. Barton County, Missouri          |
| 1144. Hancock County, Mississippi*        | 1187. Blue Springs City, Missouri*     |
| 1145. Holmes County, Mississippi          | 1188. Cape Girardeau City, Missouri*   |
| 1146. Itawamba County, Mississippi        | 1189. Chesterfield City, Missouri*     |
| 1147. Jackson County, Mississippi*        | 1190. Clay County, Missouri*           |
| 1148. Jefferson Davis County, Mississippi | 1191. Clinton County, Missouri         |
| 1149. Jones County, Mississippi*          | 1192. Columbia City, Missouri*         |
| 1150. Lafayette County, Mississippi*      | 1193. DeKalb County, Missouri          |
| 1151. Lamar County, Mississippi*          | 1194. Florissant City, Missouri*       |
| 1152. Lauderdale County, Mississippi*     | 1195. Henry County, Missouri           |
| 1153. Lawrence County, Mississippi        | 1196. Jefferson City City, Missouri*   |
| 1154. Lee County, Mississippi*            | 1197. Laclede County, Missouri*        |
| 1155. Lincoln County, Mississippi*        | 1198. Lafayette County, Missouri*      |
| 1156. Lowndes County, Mississippi*        | 1199. Lawrence County, Missouri*       |
| 1157. Marion County, Mississippi          | 1200. Lee's Summit City, Missouri*     |
| 1158. Marshall County, Mississippi*       | 1201. Liberty City, Missouri*          |
| 1159. Monroe County, Mississippi*         | 1202. Livingston County, Missouri      |
| 1160. Moss Point City, Mississippi        | 1203. McDonald County, Missouri        |
| 1161. Neshoba County, Mississippi         | 1204. New Madrid County, Missouri      |
| 1162. Ocean Springs City, Mississippi     | 1205. Newton County, Missouri*         |
| 1163. Oktibbeha County, Mississippi*      | 1206. Nodaway County, Missouri         |

- |   |   |
|---|---|
| 1207. O'Fallon City, Missouri*  | 1248. Reno City, Nevada*                              |
| 1208. Pike County, Missouri   | 1249. Dover City, New Hampshire*                      |
| 1209. Platte County, Missouri*  | 1250. Merrimack County, New Hampshire*                |
| 1210. Polk County, Missouri*  | 1251. Rochester City, New Hampshire*                  |
| 1211. Ralls County, Missouri  | 1252. Atlantic City City, New Jersey*                 |
| 1212. Ray County, Missouri  | 1253. Belleville Township, New Jersey*                |
| 1213. Scott County, Missouri*   | 1254. Berkeley Township, New Jersey*                  |
| 1214. St. Charles City, Missouri*   | 1255. Bloomfield Township, New Jersey*                |
| 1215. St. Louis City, Missouri*   | 1256. Brick Township, New Jersey*                     |
| 1216. St. Peters City, Missouri*  | 1257. Bridgewater Township, New Jersey*               |
| 1217. University City City, Missouri*   | 1258. Camden City, New Jersey*                        |
| 1218. Vernon County, Missouri   | 1259. Cape May County, New Jersey*                    |
| 1219. Wentzville City, Missouri*  | 1260. Cherry Hill Township, New Jersey*               |
| 1220. Wildwood City, Missouri*  | 1261. City of Orange Township, New Jersey*            |
| 1221. Billings City, Montana*   | 1262. Cumberland County, New Jersey*                  |
| 1222. Bozeman City, Montana*  | 1263. Deptford Township, New Jersey*                  |
| 1223. Butte City / Silver Bow County<br>(City and County of Butte-Silver Bow), Montana* | 1264. East Brunswick Township, New Jersey*            |
| 1224. Flathead County, Montana*   | 1265. East Orange City, New Jersey*                   |
| 1225. Helena City, Montana*   | 1266. Edison Township, New Jersey*                    |
| 1226. Lewis and Clark County, Montana*  | 1267. Egg Harbor Township, New Jersey*                |
| 1227. Ravalli County, Montana*  | 1268. Evesham Township, New Jersey*                   |
| 1228. Yellowstone County, Montana*  | 1269. Ewing Township, New Jersey*                     |
| 1229. Adams County, Nebraska*   | 1270. Fair Lawn borough, New Jersey*                  |
| 1230. Bellevue City, Nebraska*  | 1271. Fort Lee borough, New Jersey*                   |
| 1231. Buffalo County, Nebraska*   | 1272. Franklin Township, Somerset County, New Jersey* |
| 1232. Dodge County, Nebraska*   | 1273. Freehold Township, New Jersey*                  |
| 1233. Grand Island City, Nebraska*  | 1274. Galloway Township, New Jersey*                  |
| 1234. Hall County, Nebraska*  | 1275. Garfield City, New Jersey*                      |
| 1235. Kearney City, Nebraska*   | 1276. Gloucester County, New Jersey*                  |
| 1236. Lancaster County, Nebraska*   | 1277. Gloucester Township, New Jersey*                |
| 1237. Lincoln City, Nebraska*   | 1278. Hackensack City, New Jersey*                    |
| 1238. Madison County, Nebraska*   | 1279. Hamilton Township, Mercer County, New Jersey*   |
| 1239. Omaha City, Nebraska*   | 1280. Hillsborough Township, New Jersey*              |
| 1240. Platte County, Nebraska*  | 1281. Hoboken City, New Jersey*                       |
| 1241. Scotts Bluff County, Nebraska*  | 1282. Howell Township, New Jersey*                    |
| 1242. South Sioux City City, Nebraska   | 1283. Irvington Township, New Jersey*                 |
| 1243. Douglas County, Nevada*   |   |
| 1244. Elko County, Nevada*  |   |
| 1245. Fernley City, Nevada  |   |
| 1246. Humboldt County, Nevada   |   |
| 1247. Lyon County, Nevada*  |   |

- |   |   |
|---|---|
| 1284. Jackson Township, New Jersey*                   | 1318. South Brunswick Township, New Jersey*               |
| 1285. Kearny town, New Jersey*                        | 1319. Teaneck Township, New Jersey*                       |
| 1286. Lakewood Township, New Jersey*                  | 1320. Toms River Township, New Jersey*                    |
| 1287. Lawrence Township, New Jersey*                  | 1321. Union City City, New Jersey*                        |
| 1288. Linden City, New Jersey*                        | 1322. Union County, New Jersey*                           |
| 1289. Livingston Township, New Jersey*                | 1323. Union Township, New Jersey*                         |
| 1290. Long Branch City, New Jersey*                   | 1324. Warren County, New Jersey*                          |
| 1291. Manalapan Township, New Jersey*                 | 1325. Washington Township, Gloucester County, New Jersey* |
| 1292. Manchester Township, New Jersey*                | 1326. Wayne Township, New Jersey*                         |
| 1293. Marlboro Township, New Jersey*                  | 1327. West New York town, New Jersey*                     |
| 1294. Mercer County, New Jersey*                      | 1328. West Orange Township, New Jersey*                   |
| 1295. Middlesex County, New Jersey*                   | 1329. Willingboro Township, New Jersey*                   |
| 1296. Middletown Township, New Jersey*                | 1330. Winslow Township, New Jersey*                       |
| 1297. Monmouth County, New Jersey*                    | 1331. Woodbridge Township, New Jersey*                    |
| 1298. Monroe Township, Gloucester County, New Jersey* | 1332. Amherst town, New York*                             |
| 1299. Monroe Township, Middlesex County, New Jersey*  | 1333. Bethlehem town, New York*                           |
| 1300. Montclair Township, New Jersey*                 | 1334. Binghamton City, New York*                          |
| 1301. Morris County, New Jersey*                      | 1335. Brighton town, New York*                            |
| 1302. Mount Laurel Township, New Jersey*              | 1336. Carmel town, New York*                              |
| 1303. New Brunswick City, New Jersey*                 | 1337. Cattaraugus County, New York*                       |
| 1304. Newark City, New Jersey*                        | 1338. Cayuga County, New York*                            |
| 1305. North Bergen Township, New Jersey*              | 1339. Chautauqua County, New York*                        |
| 1306. North Brunswick Township, New Jersey*           | 1340. Cheektowaga town, New York*                         |
| 1307. Old Bridge Township, New Jersey*                | 1341. Chemung County, New York*                           |
| 1308. Parsippany-Troy Hills Township, New Jersey*     | 1342. Chenango County, New York*                          |
| 1309. Passaic City, New Jersey*                       | 1343. Cicero town, New York*                              |
| 1310. Pennsauken Township, New Jersey*                | 1344. Clarence town, New York*                            |
| 1311. Perth Amboy City, New Jersey*                   | 1345. Clay town, New York*                                |
| 1312. Piscataway Township, New Jersey*                | 1346. Clifton Park town, New York*                        |
| 1313. Plainfield City, New Jersey*                    | 1347. Colonie town, New York*                             |
| 1314. Princeton, New Jersey*                          | 1348. Cortlandt town, New York*                           |
| 1315. Salem County, New Jersey*                       | 1349. Delaware County, New York*                          |
| 1316. Sayreville borough, New Jersey*                 | 1350. Eastchester town, New York*                         |
| 1317. Somerset County, New Jersey*                    | 1351. Essex County, New York*                             |
|   | 1352. Freeport village, New York*                         |
|   | 1353. Greece town, New York*                              |
|   | 1354. Greenburgh town, New York*                          |

- |   |  |
|---|--|
| 1355. Guilderland town, New York*       | 1398. Chapel Hill town, North Carolina*    |
| 1356. Hamburg town, New York*           | 1399. Charlotte City, North Carolina*      |
| 1357. Henrietta town, New York*         | 1400. Cherokee County, North Carolina      |
| 1358. Irondequoit town, New York*       | 1401. Chowan County, North Carolina        |
| 1359. Lancaster town, New York*         | 1402. Concord City, North Carolina*        |
| 1360. Livingston County, New York*      | 1403. Cornelius town, North Carolina*      |
| 1361. Madison County, New York*         | 1404. Currituck County, North Carolina     |
| 1362. Manlius town, New York*           | 1405. Durham City, North Carolina*         |
| 1363. Mount Pleasant town, New York*    | 1406. Edgecombe County, North Carolina*    |
| 1364. Mount Vernon City, New York*      | 1407. Fuquay-Varina town, North Carolina*  |
| 1365. New Rochelle City, New York*      | 1408. Garner town, North Carolina*         |
| 1366. Newburgh town, New York*          | 1409. Gastonia City, North Carolina*       |
| 1367. Niagara Falls City, New York*     | 1410. Goldsboro City, North Carolina*      |
| 1368. North Tonawanda City, New York*   | 1411. Greene County, North Carolina        |
| 1369. Orleans County, New York*         | 1412. Greenville City, North Carolina*     |
| 1370. Ossining town, New York*          | 1413. Harnett County, North Carolina*      |
| 1371. Otsego County, New York*          | 1414. Henderson County, North Carolina*    |
| 1372. Penfield town, New York*          | 1415. High Point City, North Carolina*     |
| 1373. Perinton town, New York*          | 1416. Hoke County, North Carolina*         |
| 1374. Putnam County, New York*          | 1417. Holly Springs town, North Carolina*  |
| 1375. Rye town, New York*               | 1418. Huntersville town, North Carolina*   |
| 1376. Salina town, New York*            | 1419. Indian Trail town, North Carolina*   |
| 1377. Spring Valley village, New York*  | 1420. Jackson County, North Carolina*      |
| 1378. Tioga County, New York*           | 1421. Johnston County, North Carolina*     |
| 1379. Tonawanda town, New York*         | 1422. Kannapolis City, North Carolina*     |
| 1380. Union town, New York*             | 1423. Lenoir County, North Carolina*       |
| 1381. Wappinger town, New York          | 1424. Macon County, North Carolina*        |
| 1382. Warren County, New York*          | 1425. Matthews town, North Carolina*       |
| 1383. Warwick town, New York*           | 1426. Monroe City, North Carolina*         |
| 1384. Wayne County, New York*           | 1427. Mooresville town, North Carolina*    |
| 1385. Webster town, New York*           | 1428. Nash County, North Carolina*         |
| 1386. West Seneca town, New York*       | 1429. Pender County, North Carolina*       |
| 1387. White Plains City, New York*      | 1430. Raleigh City, North Carolina*        |
| 1388. Yates County, New York            | 1431. Rocky Mount City, North Carolina*    |
| 1389. Yorktown town, New York*          | 1432. Salisbury City, North Carolina*      |
| 1390. Alexander County, North Carolina* | 1433. Sanford City, North Carolina*        |
| 1391. Alleghany County, North Carolina  | 1434. Stanly County, North Carolina*       |
| 1392. Apex town, North Carolina*        | 1435. Transylvania County, North Carolina* |
| 1393. Asheville City, North Carolina*   | 1436. Union County, North Carolina*        |
| 1394. Bertie County, North Carolina     |  |
| 1395. Burlington City, North Carolina*  |  |
| 1396. Cary town, North Carolina*        |  |
| 1397. Caswell County, North Carolina    |  |

- |   |  |
|---|--|
| 1437. Wake County, North Carolina*              | 1475. Fostoria City, Ohio                      |
| 1438. Wake Forest town, North Carolina*         | 1476. Franklin Township, Warren County, Ohio*  |
| 1439. Warren County, North Carolina             | 1477. Gahanna City, Ohio*                      |
| 1440. Washington County, North Carolina         | 1478. Green Township, Hamilton County, Ohio*   |
| 1441. Wilson City, North Carolina*              | 1479. Greene County, Ohio*                     |
| 1442. Wilson County, North Carolina*            | 1480. Grove City City, Ohio*                   |
| 1443. Cass County, North Dakota*                | 1481. Hancock County, Ohio*                    |
| 1444. Fargo City, North Dakota*                 | 1482. Hardin County, Ohio*                     |
| 1445. Grand Forks City, North Dakota*           | 1483. Harrison County, Ohio                    |
| 1446. Minot City, North Dakota*                 | 1484. Highland County, Ohio*                   |
| 1447. Morton County, North Dakota*              | 1485. Hilliard City, Ohio*                     |
| 1448. West Fargo City, North Dakota*            | 1486. Holmes County, Ohio*                     |
| 1449. Adams County, Ohio                        | 1487. Huber Heights City, Ohio*                |
| 1450. Allen County, Ohio*                       | 1488. Jackson Township, Franklin County, Ohio* |
| 1451. Alliance City, Ohio                       | 1489. Jackson Township, Stark County, Ohio*    |
| 1452. Anderson Township, Ohio*                  | 1490. Kettering City, Ohio*                    |
| 1453. Athens Township, Athens County, Ohio*     | 1491. Lancaster City, Ohio*                    |
| 1454. Austintown Township, Ohio*                | 1492. Liberty Township, Butler County, Ohio*   |
| 1455. Bath Township, Greene County, Ohio*       | 1493. Liberty Township, Delaware County, Ohio* |
| 1456. Beavercreek City, Ohio*                   | 1494. Lima City, Ohio*                         |
| 1457. Beavercreek Township, Ohio*               | 1495. Madison County, Ohio*                    |
| 1458. Boardman Township, Ohio*                  | 1496. Mahoning County, Ohio*                   |
| 1459. Bowling Green City, Ohio*                 | 1497. Mansfield City, Ohio*                    |
| 1460. Brunswick City, Ohio*                     | 1498. Marion City, Ohio*                       |
| 1461. Canton City, Ohio*                        | 1499. Marion Township, Marion County, Ohio*    |
| 1462. Carroll County, Ohio                      | 1500. Mason City, Ohio*                        |
| 1463. Clark County, Ohio*                       | 1501. Massillon City, Ohio*                    |
| 1464. Clear Creek Township, Ohio*               | 1502. Medina County, Ohio*                     |
| 1465. Cleveland Heights City, Ohio*             | 1503. Mentor City, Ohio*                       |
| 1466. Colerain Township, Hamilton County, Ohio* | 1504. Miami County, Ohio*                      |
| 1467. Columbiana County, Ohio*                  | 1505. Miami Township, Clermont County, Ohio*   |
| 1468. Columbus City, Ohio*                      | 1506. Miami Township, Montgomery County, Ohio* |
| 1469. Concord Township, Miami County, Ohio*     | 1507. Mifflin Township, Franklin County, Ohio* |
| 1470. Deerfield Township, Warren County, Ohio*  |  |
| 1471. Defiance County, Ohio*                    |  |
| 1472. Delaware City, Ohio*                      |  |
| 1473. Dublin City, Ohio*                        |  |
| 1474. Fairborn City, Ohio*                      |  |

- |   |                                  |
|---|----------------------------------|
| 1508. Monroe County, Ohio                           | 1544. Cherokee County, Oklahoma* |
| 1509. Morrow County, Ohio*                          | 1545. Garfield County, Oklahoma* |
| 1510. Newark City, Ohio*                            | 1546. Moore City, Oklahoma*      |
| 1511. Norwalk City, Ohio                            | 1547. Norman City, Oklahoma*     |
| 1512. Norwich Township, Franklin County, Ohio*      | 1548. Pontotoc County, Oklahoma* |
| 1513. Orange Township, Delaware County, Ohio*       | 1549. Sequoyah County, Oklahoma* |
| 1514. Ottawa County, Ohio*                          | 1550. Wagoner County, Oklahoma*  |
| 1515. Pickaway County, Ohio*                        | 1551. Albany City, Oregon*       |
| 1516. Pike County, Ohio                             | 1552. Beaverton City, Oregon*    |
| 1517. Plain Township, Stark County, Ohio*           | 1553. Bend City, Oregon*         |
| 1518. Preble County, Ohio*                          | 1554. Benton County, Oregon*     |
| 1519. Putnam County, Ohio*                          | 1555. Clackamas County, Oregon*  |
| 1520. Reynoldsburg City, Ohio*                      | 1556. Clatsop County, Oregon*    |
| 1521. Richland County, Ohio*                        | 1557. Columbia County, Oregon*   |
| 1522. Sandusky City, Ohio                           | 1558. Corvallis City, Oregon*    |
| 1523. Springfield City, Ohio*                       | 1559. Curry County, Oregon       |
| 1524. Springfield Township, Hamilton County, Ohio*  | 1560. Deschutes County, Oregon*  |
| 1525. Sylvania Township, Ohio*                      | 1561. Douglas County, Oregon*    |
| 1526. Union County, Ohio*                           | 1562. Eugene City, Oregon*       |
| 1527. Union Township, Clermont County, Ohio*        | 1563. Grants Pass City, Oregon*  |
| 1528. Upper Arlington City, Ohio*                   | 1564. Gresham City, Oregon*      |
| 1529. Vinton County, Ohio                           | 1565. Hillsboro City, Oregon*    |
| 1530. Violet Township, Ohio*                        | 1566. Jackson County, Oregon*    |
| 1531. Warren County, Ohio*                          | 1567. Josephine County, Oregon*  |
| 1532. Washington Township, Franklin County, Ohio*   | 1568. Keizer City, Oregon*       |
| 1533. Washington Township, Montgomery County, Ohio* | 1569. Klamath County, Oregon*    |
| 1534. West Chester Township, Ohio*                  | 1570. Lake Oswego City, Oregon*  |
| 1535. Westerville City, Ohio*                       | 1571. Lane County, Oregon*       |
| 1536. Westlake City, Ohio*                          | 1572. Lincoln County, Oregon*    |
| 1537. Wood County, Ohio*                            | 1573. Linn County, Oregon*       |
| 1538. Wyandot County, Ohio                          | 1574. Malheur County, Oregon*    |
| 1539. Youngstown City, Ohio*                        | 1575. Marion County, Oregon*     |
| 1540. Bartlesville City, Oklahoma*                  | 1576. McMinnville City, Oregon*  |
| 1541. Bryan County, Oklahoma*                       | 1577. Medford City, Oregon*      |
| 1542. Canadian County, Oklahoma*                    | 1578. Oregon City City, Oregon*  |
| 1543. Carter County, Oklahoma*                      | 1579. Polk County, Oregon*       |
|   | 1580. Redmond City, Oregon*      |
|   | 1581. Salem City, Oregon*        |
|   | 1582. Springfield City, Oregon*  |
|   | 1583. Tigard City, Oregon*       |
|   | 1584. Umatilla County, Oregon*   |
|   | 1585. Washington County, Oregon* |
|   | 1586. Yamhill County, Oregon*    |

- |  |  |
|--|--|
| 1587. Abington Township, Pennsylvania*         | 1621. Montgomery County, Pennsylvania*         |
| 1588. Allentown City, Pennsylvania*            | 1622. Mount Lebanon Township, Pennsylvania*    |
| 1589. Altoona City, Pennsylvania*              | 1623. New Castle City, Pennsylvania            |
| 1590. Berks County, Pennsylvania*              | 1624. North Huntingdon Township, Pennsylvania* |
| 1591. Bethel Park municipality, Pennsylvania*  | 1625. Northampton Township, Pennsylvania*      |
| 1592. Bethlehem City, Pennsylvania*            | 1626. Penn Hills Township, Pennsylvania*       |
| 1593. Blair County, Pennsylvania*              | 1627. Perry County, Pennsylvania*              |
| 1594. Butler County, Pennsylvania*             | 1628. Radnor Township, Pennsylvania*           |
| 1595. Centre County, Pennsylvania*             | 1629. Reading City, Pennsylvania*              |
| 1596. Cheltenham Township, Pennsylvania*       | 1630. Ridley Township, Pennsylvania*           |
| 1597. Chester City, Pennsylvania*              | 1631. Ross Township, Pennsylvania*             |
| 1598. Chester County, Pennsylvania*            | 1632. Scranton City, Pennsylvania*             |
| 1599. Clearfield County, Pennsylvania*         | 1633. Snyder County, Pennsylvania*             |
| 1600. Cranberry Township, Pennsylvania*        | 1634. Somerset County, Pennsylvania*           |
| 1601. Crawford County, Pennsylvania*           | 1635. State College borough, Pennsylvania*     |
| 1602. Cumberland County, Pennsylvania*         | 1636. Susquehanna County, Pennsylvania*        |
| 1603. Erie City, Pennsylvania*                 | 1637. Union County, Pennsylvania*              |
| 1604. Falls Township, Pennsylvania*            | 1638. Upper Darby Township, Pennsylvania*      |
| 1605. Hampden Township, Pennsylvania*          | 1639. Upper Merion Township, Pennsylvania*     |
| 1606. Harrisburg City, Pennsylvania*           | 1640. Venango County, Pennsylvania*            |
| 1607. Haverford Township, Pennsylvania*        | 1641. Warren County, Pennsylvania*             |
| 1608. Hempfield Township, Pennsylvania*        | 1642. Wayne County, Pennsylvania*              |
| 1609. Jefferson County, Pennsylvania*          | 1643. York City, Pennsylvania*                 |
| 1610. Lancaster City, Pennsylvania*            | 1644. York County, Pennsylvania*               |
| 1611. Lancaster County, Pennsylvania*          | 1645. Adjuntas Municipio, Puerto Rico          |
| 1612. Lebanon County, Pennsylvania*            | 1646. Arroyo Municipio, Puerto Rico            |
| 1613. Lower Macungie Township, Pennsylvania*   | 1647. Barceloneta Municipio, Puerto Rico       |
| 1614. Lower Merion Township, Pennsylvania*     | 1648. Bayamón Municipio, Puerto Rico*          |
| 1615. Lower Paxton Township, Pennsylvania*     | 1649. Caguas Municipio, Puerto Rico*           |
| 1616. Lower Southampton Township, Pennsylvania | 1650. Carolina Municipio, Puerto Rico*         |
| 1617. Manheim Township, Pennsylvania*          | 1651. Cataño Municipio, Puerto Rico            |
| 1618. McKean County, Pennsylvania*             | 1652. Ceiba Municipio, Puerto Rico             |
| 1619. Mifflin County, Pennsylvania*            | 1653. Cidra Municipio, Puerto Rico*            |
| 1620. Millcreek Township, Pennsylvania*        | 1654. Coamo Municipio, Puerto Rico*            |

- |  |  |
|--|--|
| 1655. Corozal Municipio, Puerto Rico*          | 1695. Crockett County, Tennessee   |
| 1656. Guayama Municipio, Puerto Rico*          | 1696. Decatur County, Tennessee  |
| 1657. Guaynabo Municipio, Puerto Rico*         | 1697. Dickson County, Tennessee*   |
| 1658. Gurabo Municipio, Puerto Rico*           | 1698. Dyer County, Tennessee*  |
| 1659. Humacao Municipio, Puerto Rico*          | 1699. Fayette County, Tennessee*   |
| 1660. Las Piedras Municipio, Puerto Rico*      | 1700. Fentress County, Tennessee   |
| 1661. Mayagüez Municipio, Puerto Rico*         | 1701. Franklin City, Tennessee*  |
| 1662. San Sebastián Municipio, Puerto Rico*    | 1702. Gallatin City, Tennessee*  |
| 1663. Toa Baja Municipio, Puerto Rico*         | 1703. Germantown City, Tennessee*  |
| 1664. Villalba Municipio, Puerto Rico          | 1704. Gibson County, Tennessee*  |
| 1665. Yauco Municipio, Puerto Rico*            | 1705. Hamblen County, Tennessee*   |
| 1666. Providence City, Rhode Island*           | 1706. Haywood County, Tennessee  |
| 1667. Aiken City, South Carolina*              | 1707. Henderson County, Tennessee  |
| 1668. Columbia City, South Carolina*           | 1708. Hendersonville City, Tennessee*  |
| 1669. Darlington County, South Carolina*       | 1709. Henry County, Tennessee*   |
| 1670. Florence City, South Carolina*           | 1710. Jackson City, Tennessee*   |
| 1671. Goose Creek City, South Carolina*        | 1711. Johnson City City, Tennessee*  |
| 1672. Greenville City, South Carolina*         | 1712. Johnson County, Tennessee  |
| 1673. Greer City, South Carolina*              | 1713. Kingsport City, Tennessee*   |
| 1674. Hilton Head Island town, South Carolina* | 1714. Lauderdale County, Tennessee   |
| 1675. Rock Hill City, South Carolina*          | 1715. Lawrence County, Tennessee*  |
| 1676. Spartanburg City, South Carolina*        | 1716. Lawrenceburg City, Tennessee   |
| 1677. Sumter City, South Carolina*             | 1717. Lebanon City, Tennessee*   |
| 1678. Brookings County, South Dakota*          | 1718. Lincoln County, Tennessee*   |
| 1679. Brown County, South Dakota*              | 1719. Maryville City, Tennessee  |
| 1680. Lincoln County, South Dakota*            | 1720. Maury County, Tennessee*   |
| 1681. Minnehaha County, South Dakota*          | 1721. McMinnville City, Tennessee  |
| 1682. Pennington County, South Dakota*         | 1722. Montgomery County, Tennessee*  |
| 1683. Rapid City City, South Dakota*           | 1723. Morgan County, Tennessee   |
| 1684. Sioux Falls City, South Dakota*          | 1724. Morristown City, Tennessee*  |
| 1685. Bartlett City, Tennessee*                | 1725. Mount Juliet City, Tennessee*  |
| 1686. Brentwood City, Tennessee*               | 1726. Nashville City / Davidson County<br>(Metropolitan Government of<br>Nashville and Davidson County),<br>Tennessee* |
| 1687. Cannon County, Tennessee                 | 1727. Obion County, Tennessee*   |
| 1688. Carter County, Tennessee*                | 1728. Overton County, Tennessee  |
| 1689. Chattanooga City, Tennessee*             | 1729. Robertson County, Tennessee*   |
| 1690. Cheatham County, Tennessee*              | 1730. Scott County, Tennessee  |
| 1691. Clarksville City, Tennessee*             | 1731. Smith County, Tennessee  |
| 1692. Cleveland City, Tennessee*               | 1732. Smyrna town, Tennessee*  |
| 1693. Coffee County, Tennessee*                | 1733. Sullivan County, Tennessee*  |
| 1694. Collierville town, Tennessee*            | 1734. Sumner County, Tennessee*  |



1735. Tipton County, Tennessee*	1778. Corpus Christi City, Texas*
1736. Weakley County, Tennessee*	1779. Dallas City, Texas*
1737. Wilson County, Tennessee*	1780. Deer Park City, Texas*
1738. Abilene City, Texas*	1781. Del Rio City, Texas*
1739. Allen City, Texas*	1782. Denton City, Texas*
1740. Amarillo City, Texas*	1783. Denton County, Texas*
1741. Anderson County, Texas*	1784. DeSoto City, Texas*
1742. Arlington City, Texas*	1785. Dimmit County, Texas
1743. Atascosa County, Texas*	1786. Duncanville City, Texas*
1744. Austin City, Texas*	1787. Ector County, Texas*
1745. Austin County, Texas*	1788. Edinburg City, Texas*
1746. Bastrop County, Texas*	1789. El Paso City, Texas*
1747. Baytown City, Texas*	1790. El Paso County, Texas*
1748. Beaumont City, Texas*	1791. Erath County, Texas*
1749. Bedford City, Texas*	1792. Euless City, Texas*
1750. Bee County, Texas*	1793. Falls County, Texas
1751. Bell County, Texas*	1794. Fannin County, Texas*
1752. Blanco County, Texas	1795. Farmers Branch City, Texas*
1753. Brazoria County, Texas*	1796. Flower Mound town, Texas*
1754. Brown County, Texas*	1797. Fort Bend County, Texas*
1755. Brownsville City, Texas*	1798. Fort Worth City, Texas*
1756. Bryan City, Texas*	1799. Franklin County, Texas
1757. Burleson City, Texas*	1800. Friendswood City, Texas*
1758. Burleson County, Texas	1801. Frisco City, Texas*
1759. Burnet County, Texas*	1802. Galveston City, Texas*
1760. Caldwell County, Texas*	1803. Galveston County, Texas*
1761. Calhoun County, Texas	1804. Garland City, Texas*
1762. Cameron County, Texas*	1805. Georgetown City, Texas*
1763. Carrollton City, Texas*	1806. Grand Prairie City, Texas*
1764. Cass County, Texas*	1807. Grapevine City, Texas*
1765. Cedar Hill City, Texas*	1808. Grayson County, Texas*
1766. Cedar Park City, Texas*	1809. Gregg County, Texas*
1767. Chambers County, Texas*	1810. Guadalupe County, Texas*
1768. Cibolo City, Texas*	1811. Hale County, Texas*
1769. Cleburne City, Texas*	1812. Haltom City City, Texas*
1770. College Station City, Texas*	1813. Hardin County, Texas*
1771. Collin County, Texas*	1814. Harker Heights City, Texas*
1772. Colorado County, Texas	1815. Harlingen City, Texas*
1773. Comal County, Texas*	1816. Harris County, Texas*
1774. Conroe City, Texas*	1817. Harrison County, Texas*
1775. Cooke County, Texas*	1818. Hays County, Texas*
1776. Coppell City, Texas*	1819. Hidalgo County, Texas*
1777. Copperas Cove City, Texas*	1820. Hill County, Texas*

1821. Hood County, Texas*	1864. Missouri City City, Texas*
1822. Hopkins County, Texas*	1865. Morris County, Texas
1823. Houston City, Texas*	1866. Nacogdoches City, Texas*
1824. Houston County, Texas	1867. Nacogdoches County, Texas*
1825. Howard County, Texas*	1868. Navarro County, Texas*
1826. Hunt County, Texas*	1869. New Braunfels City, Texas*
1827. Huntsville City, Texas*	1870. Newton County, Texas
1828. Hurst City, Texas*	1871. Nolan County, Texas
1829. Irving City, Texas*	1872. North Richland Hills City, Texas*
1830. Jasper County, Texas*	1873. Nueces County, Texas*
1831. Jefferson County, Texas*	1874. Odessa City, Texas*
1832. Jones County, Texas	1875. Orange County, Texas*
1833. Keller City, Texas*	1876. Panola County, Texas
1834. Kendall County, Texas*	1877. Parker County, Texas*
1835. Kerr County, Texas*	1878. Pasadena City, Texas*
1836. Killeen City, Texas*	1879. Pearland City, Texas*
1837. Kyle City, Texas*	1880. Pflugerville City, Texas*
1838. La Porte City, Texas*	1881. Pharr City, Texas*
1839. Lancaster City, Texas*	1882. Plano City, Texas*
1840. League City City, Texas*	1883. Port Arthur City, Texas*
1841. Leander City, Texas*	1884. Potter County, Texas*
1842. Leon County, Texas	1885. Randall County, Texas*
1843. Leon Valley City, Texas	1886. Red River County, Texas
1844. Lewisville City, Texas*	1887. Richardson City, Texas*
1845. Liberty County, Texas*	1888. Robertson County, Texas
1846. Limestone County, Texas	1889. Rockwall City, Texas*
1847. Little Elm City, Texas*	1890. Rosenberg City, Texas*
1848. Longview City, Texas*	1891. Round Rock City, Texas*
1849. Lubbock City, Texas*	1892. Rowlett City, Texas*
1850. Lubbock County, Texas*	1893. San Angelo City, Texas*
1851. Lufkin City, Texas*	1894. San Juan City, Texas*
1852. Madison County, Texas	1895. San Marcos City, Texas*
1853. Mansfield City, Texas*	1896. San Patricio County, Texas*
1854. Matagorda County, Texas*	1897. Schertz City, Texas*
1855. McAllen City, Texas*	1898. Shelby County, Texas
1856. McKinney City, Texas*	1899. Sherman City, Texas*
1857. Medina County, Texas*	1900. Socorro City, Texas*
1858. Mesquite City, Texas*	1901. Southlake City, Texas*
1859. Midland City, Texas*	1902. Starr County, Texas*
1860. Midland County, Texas*	1903. Sugar Land City, Texas*
1861. Midlothian City, Texas*	1904. Taylor County, Texas*
1862. Milam County, Texas	1905. Temple City, Texas*
1863. Mission City, Texas*	1906. Texarkana City, Texas*

- |                                      |                                       |
|--------------------------------------|---------------------------------------|
| 1907. Texas City City, Texas*        | 1950. Ogden City, Utah*               |
| 1908. The Colony City, Texas*        | 1951. Orem City, Utah*                |
| 1909. Tom Green County, Texas*       | 1952. Pleasant Grove City, Utah*      |
| 1910. Travis County, Texas*          | 1953. Provo City, Utah*               |
| 1911. Trinity County, Texas          | 1954. Riverton City, Utah*            |
| 1912. Tyler City, Texas*             | 1955. Roy City, Utah*                 |
| 1913. Upshur County, Texas*          | 1956. Salt Lake City City, Utah*      |
| 1914. Uvalde County, Texas           | 1957. Sandy City, Utah*               |
| 1915. Val Verde County, Texas*       | 1958. Saratoga Springs City, Utah*    |
| 1916. Van Zandt County, Texas*       | 1959. South Jordan City, Utah*        |
| 1917. Victoria City, Texas*          | 1960. Spanish Fork City, Utah*        |
| 1918. Victoria County, Texas*        | 1961. Springville City, Utah*         |
| 1919. Waco City, Texas*              | 1962. St. George City, Utah*          |
| 1920. Waller County, Texas*          | 1963. Syracuse City, Utah*            |
| 1921. Washington County, Texas*      | 1964. Taylorsville City, Utah*        |
| 1922. Waxahachie City, Texas*        | 1965. Tooele City, Utah*              |
| 1923. Weatherford City, Texas*       | 1966. West Jordan City, Utah*         |
| 1924. Weslaco City, Texas*           | 1967. West Valley City City, Utah*    |
| 1925. Wharton County, Texas*         | 1968. Addison County, Vermont*        |
| 1926. Wichita Falls City, Texas*     | 1969. Bennington County, Vermont*     |
| 1927. Wilson County, Texas*          | 1970. Burlington City, Vermont*       |
| 1928. Wise County, Texas*            | 1971. Chittenden County, Vermont*     |
| 1929. Wood County, Texas*            | 1972. Franklin County, Vermont*       |
| 1930. Wylie City, Texas*             | 1973. Rutland County, Vermont*        |
| 1931. American Fork City, Utah*      | 1974. Washington County, Vermont*     |
| 1932. Bountiful City, Utah*          | 1975. Windham County, Vermont*        |
| 1933. Box Elder County, Utah*        | 1976. Windsor County, Vermont*        |
| 1934. Carbon County, Utah            | 1977. Albemarle County, Virginia*     |
| 1935. Cedar City City, Utah*         | 1978. Augusta County, Virginia*       |
| 1936. Clearfield City, Utah*         | 1979. Bedford County, Virginia*       |
| 1937. Cottonwood Heights City, Utah* | 1980. Blacksburg town, Virginia*      |
| 1938. Draper City, Utah*             | 1981. Campbell County, Virginia*      |
| 1939. Eagle Mountain City, Utah*     | 1982. Caroline County, Virginia*      |
| 1940. Herriman City, Utah*           | 1983. Charlottesville City, Virginia* |
| 1941. Holladay City, Utah*           | 1984. Gloucester County, Virginia*    |
| 1942. Kaysville City, Utah*          | 1985. Grayson County, Virginia        |
| 1943. Kearns metro Township, Utah*   | 1986. Hampton City, Virginia*         |
| 1944. Layton City, Utah*             | 1987. Hanover County, Virginia*       |
| 1945. Lehi City, Utah*               | 1988. Harrisonburg City, Virginia*    |
| 1946. Logan City, Utah*              | 1989. James City County, Virginia*    |
| 1947. Midvale City, Utah*            | 1990. Leesburg town, Virginia*        |
| 1948. Millcreek City, Utah*          | 1991. Lynchburg City, Virginia*       |
| 1949. Murray City, Utah*             | 1992. Manassas City, Virginia*        |

- |  |  |
|--|--|
| 1993. Newport News City, Virginia*     | 2036. Shoreline City, Washington*            |
| 1994. Orange County, Virginia*         | 2037. Snohomish County, Washington*          |
| 1995. Petersburg City, Virginia*       | 2038. Spokane Valley City, Washington*       |
| 1996. Rockingham County, Virginia*     | 2039. Stevens County, Washington*            |
| 1997. Russell County, Virginia         | 2040. University Place City, Washington*     |
| 1998. Spotsylvania County, Virginia*   | 2041. Walla Walla City, Washington*          |
| 1999. Suffolk City, Virginia*          | 2042. Wenatchee City, Washington*            |
| 2000. York County, Virginia*           | 2043. Whitman County, Washington*            |
| 2001. Anacortes City, Washington       | 2044. Yakima City, Washington*               |
| 2002. Auburn City, Washington*         | 2045. Yakima County, Washington*             |
| 2003. Bellevue City, Washington*       | 2046. Appleton City, Wisconsin*              |
| 2004. Bellingham City, Washington*     | 2047. Beloit City, Wisconsin*                |
| 2005. Benton County, Washington*       | 2048. Brookfield City, Wisconsin*            |
| 2006. Bothell City, Washington*        | 2049. Eau Claire City, Wisconsin*            |
| 2007. Bremerton City, Washington*      | 2050. Fitchburg City, Wisconsin*             |
| 2008. Burien City, Washington*         | 2051. Fond du Lac City, Wisconsin*           |
| 2009. Cowlitz County, Washington*      | 2052. Green Bay City, Wisconsin*             |
| 2010. Des Moines City, Washington*     | 2053. Janesville City, Wisconsin*            |
| 2011. Douglas County, Washington*      | 2054. La Crosse City, Wisconsin*             |
| 2012. Edmonds City, Washington*        | 2055. Madison City, Wisconsin*               |
| 2013. Everett City, Washington*        | 2056. Manitowoc City, Wisconsin*             |
| 2014. Federal Way City, Washington*    | 2057. Menomonee Falls village,<br>Wisconsin* |
| 2015. Grant County, Washington*        | 2058. Mount Pleasant village, Wisconsin      |
| 2016. Grays Harbor County, Washington* | 2059. New Berlin City, Wisconsin*            |
| 2017. Issaquah City, Washington*       | 2060. Oshkosh City, Wisconsin*               |
| 2018. Kennewick City, Washington*      | 2061. Polk County, Wisconsin*                |
| 2019. Lacey City, Washington*          | 2062. Racine City, Wisconsin*                |
| 2020. Lake Stevens City, Washington*   | 2063. Sheboygan City, Wisconsin*             |
| 2021. Lakewood City, Washington*       | 2064. Sun Prairie City, Wisconsin*           |
| 2022. Longview City, Washington*       | 2065. Waukesha City, Wisconsin*              |
| 2023. Lynnwood City, Washington*       | 2066. Wausau City, Wisconsin*                |
| 2024. Marysville City, Washington*     | 2067. West Bend City, Wisconsin*             |
| 2025. Mason County, Washington*        | 2068. Albany County, Wyoming*                |
| 2026. Okanogan County, Washington*     | 2069. Campbell County, Wyoming*              |
| 2027. Pasco City, Washington*          | 2070. Carbon County, Wyoming                 |
| 2028. Pullman City, Washington*        | 2071. Casper City, Wyoming*                  |
| 2029. Puyallup City, Washington*       | 2072. Cheyenne City, Wyoming*                |
| 2030. Redmond City, Washington*        | 2073. Fremont County, Wyoming*               |
| 2031. Renton City, Washington*         | 2074. Gillette City, Wyoming*                |
| 2032. Richland City, Washington*       | 2075. Green River City, Wyoming              |
| 2033. Sammamish City, Washington*      | 2076. Laramie City, Wyoming*                 |
| 2034. San Juan County, Washington      | 2077. Laramie County, Wyoming*               |
| 2035. Seattle City, Washington*        |  |

- 2078. Natrona County, Wyoming\*
- 2079. Riverton City, Wyoming
- 2080. Rock Springs City, Wyoming
- 2081. Sheridan County, Wyoming\*
- 2082. Sweetwater County, Wyoming\*

**EXHIBIT X**

**Governor's Release of Opioid-Related Claims Pursuant to  
the CVS Settlement Agreement**

I, [NAME], Governor of the [Commonwealth]/[State]/[Territory] of [Commonwealth]/[State]/[Territory], hereby authorize Attorney General [NAME] to settle and release, to the maximum extent of my power as Governor, all Released Claims of (1) all of [Commonwealth]/[State]/[Territory]'s past and present executive departments, agencies, divisions, boards, commissions and instrumentalities with regulatory authority to enforce state and federal controlled substances acts and (2) all of [Commonwealth]/[State]/[Territory]'s past and present executive departments, agencies, divisions, boards, commissions and instrumentalities that have the authority to bring Claims related to Alleged Harms and/or Covered Conduct seeking money (including abatement and/or remediation) or revocation of a pharmaceutical distribution or dispensing license. The foregoing authorization is given in connection with Section XI.G of the CVS Settlement Agreement dated as of December [●], 2022 setting forth the terms of settlement between and among CVS, on the one hand, and the Settling States and Participating Subdivisions, on the other hand. This release is intended to be a "release from a State's Governor" as contemplated in such section. Capitalized terms used herein and defined in the Settlement Agreement have the meanings given to them in such settlement agreement.

\_\_\_\_\_  
[Name]


Governor of the [Commonwealth]/[State]/[Territory] of [Commonwealth]/[State]/[Territory]

Date: \_\_\_\_\_

# Exhibit B

**Governor's Release of Opioid-Related Claims Pursuant to  
the CVS Settlement Agreement**

I, Brad Little, Governor of the State of Idaho, hereby authorize Attorney General Raúl R. Labrador to settle and release, to the maximum extent of my power as Governor, all Released Claims of (1) all of Idaho's past and present executive departments, agencies, divisions, boards, commissions and instrumentalities with regulatory authority to enforce state and federal controlled substances acts and (2) all of Idaho's past and present executive departments, agencies, divisions, boards, commissions and instrumentalities that have the authority to bring Claims related to Alleged Harms and/or Covered Conduct seeking money (including abatement and/or remediation) or revocation of a pharmaceutical distribution or dispensing license. The foregoing authorization is given in connection with Section XI.G of the CVS Settlement Agreement dated as of December 9, 2022 setting forth the terms of settlement between and among CVS, on the one hand, and the Settling States and Participating Subdivisions, on the other hand. This release is intended to be a "release from a State's Governor" as contemplated in such section. Capitalized terms used herein and defined in the Settlement Agreement have the meanings given to them in such settlement agreement.

  
BRAD LITTLE  
Governor  
State of Idaho

4-14-2023  
DATE



## **Attorney General's Release of Opioid-Related Claims Pursuant to the CVS Settlement Agreement**

WHEREAS the CVS Settlement Agreement dated December 9, 2022 (the "Agreement") provides in Section XI.A that, as of the Effective Date of the Agreement, CVS and the Released Entities will be released and forever discharged from all of the Releasers' Released Claims;<sup>1</sup> and

WHEREAS the Agreement provides in Section I.LLL that Releasers (as defined in the Agreement) who are releasing Claims under Section XI.A include without limitation, and to the maximum extent of the power of each Settling State's Attorney General to release Claims, (a) each Settling State's and each Participating Subdivision's departments, agencies, divisions, boards, commissions, Subdivisions, districts, instrumentalities of any kind and attorneys, including its Attorney General, and any person in his or her official capacity whether elected or appointed to serve any of the foregoing and any agency, person, or other entity claiming by or through any of the foregoing, (b) any public entities, public instrumentalities, public educational institutions, unincorporated districts, fire districts, irrigation districts, water districts, law enforcement districts, emergency services districts, school districts, hospital districts and other Special Districts in a Settling State, and (c) any person or entity acting in a *parens patriae*, sovereign, quasi-sovereign, private attorney general, qui tam, taxpayer, or other capacity seeking relief on behalf of or generally applicable to the general public with respect to a Settling State or Subdivision in a Settling State, whether or not any of them participate in the Agreement; and

WHEREAS the Agreement provides in Section XI.G that each Settling State's Attorney General expressly represents and warrants that he or she has, or has obtained, the authority to settle and release, to the maximum extent of the State's power, all Released Claims of (1) his or her respective Settling State, (2) all past and present executive departments, state agencies, divisions, boards, commissions and instrumentalities with the regulatory authority to enforce state and federal controlled substances acts, and (3) any of his or her respective Settling State's past and present executive departments, agencies, divisions, boards, commissions and instrumentalities that have the authority to bring Claims related to Alleged Harms and/or Covered Conduct seeking money (including abatement and/or remediation) or revocation of a pharmaceutical distribution or dispensing license. For the purposes of clause (3) above, executive departments, agencies, divisions, boards, commissions, and instrumentalities are those that are under the executive authority or direct control of the State's Governor;[ and

*WHEREAS the Agreement provides in Section XI.G that a release from a Settling State's Governor is sufficient to demonstrate that the appropriate releases have been obtained for the purposes of clause (3) of Section XI.G, and the Governor of the State of Idaho has provided a release;]*

THEREFORE, pursuant to the foregoing provisions of the Agreement and without limitation and to the maximum extent of the power of the Attorney General, the Released Entities are, as of the Effective Date, hereby released and forever discharged from any and all Released Claims of (a)

---

<sup>1</sup> Capitalized terms used herein and defined in the Agreement have the meanings given to them in the Agreement.

the State of Idaho and its Participating Subdivision's departments, agencies, divisions, boards, commissions, Subdivisions, districts, instrumentalities of any kind and attorneys, including its Attorney General, and any person in his or her official capacity whether elected or appointed to serve any of the foregoing and any agency, person, or other entity claiming by or through any of the foregoing, (b) any public entities, public instrumentalities, public educational institutions, unincorporated districts, fire districts, irrigation districts, water districts, law enforcement districts, emergency services districts, school districts, hospital districts and other Special Districts in the State of Idaho and (c) any person or entity acting in a *parens patriae*, sovereign, quasi-sovereign, private attorney general, *qui tam*, taxpayer, or other capacity seeking relief on behalf of or generally applicable to the general public with respect to the State of Idaho or Subdivision in the State of Idaho, whether or not any of them participate in the Agreement; and

THEREFORE, pursuant to the foregoing provisions of the Agreement and to the maximum extent of the State of Idaho's power, the Released Entities are, as of the Effective Date, hereby released and forever discharged from any and all Released Claims of (1) the State of Idaho, (2) all past and present executive departments, state agencies, divisions, boards, commissions and instrumentalities with the regulatory authority to enforce state and federal controlled substances acts, and (3) any of the State of Idaho's past and present executive departments, agencies, divisions, boards, commissions and instrumentalities that have the authority to bring Claims related to Alleged Harms and/or Covered Conduct seeking money (including abatement and/or remediation) or revocation of a pharmaceutical distribution or dispensing license. For the purposes of clause (3) above, executive departments, agencies, divisions, boards, commissions, and instrumentalities are those that are under the executive authority or direct control of the State of Idaho's Governor.



RAÚL R. LABRADOR  
Attorney General  
State of Idaho

4/6/2023  
DATE

# Exhibit C

# **IDAHO OPIOID SETTLEMENT INTRASTATE ALLOCATION AGREEMENT BETWEEN THE STATE OF IDAHO, HEALTH DISTRICTS, AND ELIGIBLE LOCAL GOVERNMENTS**

The State, by and through the Attorney General, and the undersigned Participating Local Governments and Participating Health Districts, in consideration of the promises and the mutual covenants set forth herein and for other good and valuable consideration, the receipt and sufficiency of which are hereby acknowledged, enter into this Idaho Opioid Settlement Intrastate Allocation Agreement (“Agreement”) and covenant and agree as follows:

## **General Principles**

Capitalized terms not defined below have the meanings set forth in the Definitions section of this Agreement.

- The people of the State of Idaho and Idaho communities have been harmed by the opioid epidemic, which was caused by misconduct committed by certain entities within the Pharmaceutical Supply Chain.
- The State of Idaho, *ex rel.* Lawrence Wasden, Attorney General (the “State”), and certain Participating Local Governments are separately engaged in litigation seeking to hold the Pharmaceutical Supply Chain Participants accountable for the damage they caused.
- The State, Health Districts, and the Participating Local Governments share a common desire to abate and alleviate the impacts of the Pharmaceutical Supply Chain Participants’ misconduct throughout the State of Idaho.
- Settlements resulting from the investigations and litigation with Johnson & Johnson, AmerisourceBergen, Cardinal Health, and McKesson have taken the form of National Settlement Agreements.
- This Agreement is intended to facilitate compliance by the State and by the Participating Local Governments with the terms of the National Settlement Agreements and, to the extent appropriate, with other settlements related to the opioid epidemic reached by both the State and Participating Local Governments.
- Idaho’s share of settlement funds from the National Settlement Agreements will be maximized only if all Idaho Local Governments of a certain size participate in the settlements.
- The National Settlement Agreements will set a default allocation between each State and its political subdivisions unless they enter into a state-specific agreement regarding the distribution and use of settlement amounts (a “State-Subdivision Agreement”), and this Agreement is intended to serve as such a State-Subdivision Agreement under the National Settlement Agreements.
- The State and certain Participating Local Governments are also involved in ongoing litigation with other Pharmaceutical Supply Chain Participants and the aforementioned investigations and litigation have caused some Pharmaceutical Supply Chain Participants

to declare bankruptcy, and they may cause additional entities to declare bankruptcy in the future.

- This Agreement is also intended to serve as a State-Subdivision Agreement for future resolutions of claims through settlement or in bankruptcy court where both the State and Participating Local Governments have filed suit concerning alleged misconduct in the manufacture, marketing, promotion, distribution, or dispensing of an opioid analgesic and the resolution of such claims provide for payments (including payments through a trust) to both the State and Participating Local Governments and allow for the allocation between a state and its political subdivisions to be set through a state-specific agreement (“Future Resolutions”). This includes but is not limited to serving as a Statewide Abatement Agreement under the bankruptcy resolutions in *In re Purdue Pharma L.P., et al.*, Case No. 19-23649 (RDD) (Bankr. S.D.N.Y.) and *In re Mallinckrodt PLC, et al.*, Case No. 20-12522 (JTD) (Bankr. D. Del.).
- The State is participating in litigation and investigations of certain other Pharmaceutical Supply Chain Participants for which Participating Local Governments are not involved and resolution of such claims are not subject to this Agreement.

## **A. Definitions**

As used in this Agreement

1. The terms “Future Resolutions,” “State,” and “State-Subdivision Agreement” are defined under General Principles in this Agreement.
2. “Approved Purpose(s)” shall mean those uses identified in the agreed Opioid Abatement Strategies attached as Exhibit A.
3. “Governing Body” means (1) for a county, the board of county commissioners; (2) for a municipality, the city council; and (3) for a health district, the district board of health.
4. “Health Districts” shall mean the seven regional public health districts created pursuant to Title 39, Chapter 4, Idaho Code.
5. “Litigating Participating Local Governments” means the Participating Local Governments that filed an initial complaint in the Opioid Litigation by September 1, 2020.
6. “MDL Litigation” means the matter captioned *In re: National Prescription Opiate Litigation*, MDL 2804 (N.D. Ohio).
7. “National Settlement Agreements” means the national opioid settlement agreements dated July 21, 2021, with Settling Defendants Johnson & Johnson and Distributors AmerisourceBergen, Cardinal Health and McKesson as well as their subsidiaries, affiliates, officers, and directors named in the National Settlement Agreements, including all amendments thereto.

8. “Non-Litigating Participating Local Governments” means the Participating Local Governments who are not Litigating Participating Local Governments.
9. “Non-Participating Health District” means a Health District who is not a Participating Health District.
10. “Non-Participating Local Government” means a city or county who is not a Participating Local Government.
11. “Opioid Funds” shall mean monetary amounts obtained through the National Settlement Agreements and Future Resolutions as defined in this Agreement. Not included are funds paid to the State to resolve State claims against Pharmaceutical Supply Chain Participants for which Participating Local Governments were not a party or did not otherwise participate. Also not included are funds paid to Participating Local Governments solely to resolve Participating Local Governments’ claims against Pharmaceutical Supply Chain Participants, not claims by the State.
12. “Opioid Litigation” means existing or potential legal claims against Pharmaceutical Supply Chain Participants seeking to hold them accountable for the damage caused by their misfeasance, nonfeasance, and malfeasance relating to the unlawful manufacture, marketing, promotion, distribution, or dispensing of prescription opioids.
13. “Participating Local Government” shall mean a county or city within the geographic boundaries of the State who participates in this Agreement and who participates in the National Settlement Agreements and/or Future Resolutions. A Local Government may be a Participating Local Government under the National Settlement Agreements and not for some or all Future Resolutions or vice versa if it does not choose to participate in the National Settlement Agreements or some or all Future Resolutions. Eligible local governments include: (1) all counties within the State of Idaho; and (2) cities within the State of Idaho who are either involved in Opioid Litigation or who have a population of over 10,000.<sup>1</sup> For the avoidance of doubt, a county or city must sign this Agreement to become a “Participating Local Government.”
14. “Participating Health District” shall mean a Health District who agrees to participate in this Agreement and in the National Settlement Agreements and/or Future Resolutions. A Health District may be a Participating Health District under the National Settlement Agreements and not for some or all Future Resolutions or vice versa if it does not choose to participate in the National Settlement Agreements or some or all Future Resolutions. For the avoidance of doubt, a Health District must sign this Agreement to become a “Participating Health District.”
15. “Parties” shall mean the State, Participating Health Districts, and Participating Local Governments.
16. “Pharmaceutical Supply Chain” shall mean the process and channels through which licit opioids are manufactured, marketed, promoted, distributed, or dispensed.

---

<sup>1</sup> All references to population in this Agreement shall refer to published U. S. Census Bureau population estimates as of July 1, 2019, released March 2020, and shall remain unchanged during the term of this Agreement. These estimates can currently be found at <https://www.census.gov/data/datasets/time-series/demo/popest/2010s-counties-total.html>.

17. “Pharmaceutical Supply Chain Participant” shall mean any entity that engages in or has engaged in the manufacture, marketing, promotion, distribution, or dispensing of licit opioids.
18. “Public Health District Fund” means the fund established under Idaho Code § 39-422.
19. “State-Directed Opioid Settlement Fund” means the fund established under Idaho Code § 57-825.

## **B. Allocation of Settlement Proceeds**

1. All Opioid Funds shall be divided with forty percent (40%) to the State (“State Share”); forty percent (40%) to the Participating Local Governments (“LG Share”); and twenty percent (20%) to the Participating Health Districts (“HD Share”).<sup>2</sup>
2. All Opioid Funds, regardless of allocation, shall only be utilized for Approved Purposes included in Exhibit A. Compliance with this requirement shall be verified through reporting, as set out in Section D of this Agreement. The parties acknowledge that under the terms of the National Settlement Agreements there are certain allowed non-Opioid Remediation expenditures which require additional reporting under those agreements. Additionally, the parties acknowledge that under the National Settlement Agreements no less than eighty-five percent (85%) of the funds must be used for Opioid Remediation with at least seventy percent (70%) of funds used solely for future Opioid Remediation.
3. **Receipt and Distribution of the State Share:** Funds will be deposited into the State-Directed Opioid Settlement Fund after payment of attorney’s fees and costs to the State’s outside counsel as provided in Section C.
4. **Receipt and Distribution of the LG Share:** The LG Share shall be paid by check or wire transfer directly to the Participating Local Governments after payment of funds into the Idaho Attorney Fee Back-Stop Fund as provided in Section C.5. Each Participating Local Government will be allocated the percentage of the remaining LG Share as set forth in Exhibit B. Payments will be made directly to each Participating Local Government, and subject to the mechanisms for auditing and reporting set forth below to provide accountability and transparency to the public to verify appropriate use of the funds. Each Participating Local Government may elect to have its share reallocated to the Participating Health District within which it is located. Any funds allocated to a Non-Participating Local Government or to Participating Local Government that cannot be paid under the terms of this Agreement, the National Settlement Agreements, or a Future Resolution shall be allocated to the Participating Health District in which the Local Government is located. A county and some or all of its incorporated cities, in so far as all are Participating Local Governments, may enter into a separate intracounty allocation agreement to modify how the total funds available to said county and cities under Exhibit B are allocated amongst themselves. For the avoidance of doubt, a county or city must agree in writing in order to have its share reallocated under an intracounty allocation agreement. Such an agreement shall not modify any of the other terms or requirements of the National Settlements, Future Resolutions, or this Agreement.

---

<sup>2</sup> This Agreement assumes that any opioid settlement for Native American Tribes will be dealt with separately.

5. **Receipt and Distribution of the HD Share:** The HD Share shall be paid directly to the Public Health District Fund after payment of attorney's fees and costs to the State's outside counsel as provided in Section C. Funds would be allocated among each Participating Health District based on the aggregate of the percentages allocated to the Local Governments within each such Health District as determined pursuant to paragraph 4 above, and as set forth specifically in Exhibit C. These funds would also be subject to the mechanism for auditing and reporting set forth below to provide accountability and transparency to the public to verify appropriate use of the funds. Any funds allocated under Exhibit C to a Non-Participating Health District shall be allocated to the Participating Health Districts in proportion to the allocation set forth in Exhibit C. If any Participating Health District ceases to exist, the funds shall be allocated between the remaining Participating Health Districts as provided for in this paragraph. If all Participating Health Districts cease to exist, the HD Share will be split equally between the State Share and the LG Share.
6. The State, Participating Health Districts, and Participating Local Governments may coordinate for implementation of opioid remediation strategies. The Parties agree that collaboration promotes the effective use of Opioid Funds and that they will coordinate with trusted partners to collect and share information about successful regional and other high-impact strategies and opioid treatment programs.

### **C. Payment of Counsel and Opioid Litigation Expenses**

1. The Parties recognize that the funds being shared under this agreement were obtained through significant effort by outside counsel retained by the State and Litigating Participating Local Governments in the Opioid Litigation.
2. The National Settlement Agreements provide for the payment of all or a portion of the attorney's fees and legal expenses owed by the State and Litigating Participating Local Governments to outside counsel retained for Opioid Litigation. To effectuate this the court in the MDL Litigation has established a common benefit fund to compensate attorneys for services rendered and expenses incurred that have benefitted plaintiffs generally in the litigation (the "Common Benefit Fund"). The Parties anticipate that Future Resolutions may also provide for the payment of all or a portion of attorney's fees and legal expenses.
3. If funds for attorney's fees and expenses under the National Settlement Agreements, Future Resolutions, and the Common Benefit Fund are insufficient to cover the attorney fee obligations of the State and Litigating Participating Local Governments (as modified by Judge Polster's August 6, 2021 Order in the MDL Litigation), the deficiencies will be covered as set forth in further detail below.
4. Deficiencies for outside counsel for the State shall be paid as follows:
  - a. As a means of covering any deficiencies in payment for outside counsel retained by the State specifically for Opioid Litigation, five percent (5%) of the State Share and five percent (5%) of the HD Share from the National Settlements and Future Resolutions not exempt under Section C.7 shall be sent to outside counsel prior to payment to the State-Directed Opioid Settlement Fund and the Public Health



District Fund. No funds from the LG Share shall be used to pay attorney's fees for outside counsel for the State.

- b. Outside counsel for the State shall maintain the funds in a separate trust account, not comingled with other funds. Outside counsel for the State shall make application to the Idaho Attorney General's Office for payments out of the trust account for a deficiency, meaning the difference between what their fee agreements would entitle them to (as limited by this Section) minus what they have already collected from attorney fee funds established under the National Settlement Agreements and Future Resolutions and the Common Benefit Fund.
  - c. Any remaining funds in the account in excess of the amounts needed to cover the deficiency in attorney's fees as provided in this Section shall revert back to the State Share and HD Share and shall be allocated as provided in Section B.
  - d. Outside counsel for the State shall make a report to the Idaho Attorney General's Office every two (2) years setting forth the balance of the trust account and any outstanding potential deficiencies in order for the Idaho Attorney General's Office to assess whether the trust fund is overfunded and funds should be reverted or underfunded and more funding should be provided.
5. Deficiencies for outside counsel for Litigating Participating Local Governments shall be paid as follows:
- a. As a means of covering any deficiencies in payment for outside counsel retained by Participating Local Governments specifically for the Opioid Litigation, a supplemental Idaho Attorney Fee Back-Stop Fund shall be established.
  - b. The Idaho Attorney Fee Back-Stop Fund shall be funded by ten percent (10%) of the LG Share from the National Settlement Agreements and Future Resolutions not exempt under Section C.7. No funds from the State Share and HD Share shall be used to pay attorney's fees to counsel for the Litigating Participating Local Governments. If some or all of the Participating Local Governments believe that ten percent (10%) will not be sufficient to cover a deficiency in attorney's fees those Participating Local Governments can enter into an agreement to hold back an additional amount of up to two and one-half percent (2.5%) of the LG Share allocated to those Participating Local Governments under Exhibit B to be put into the Idaho Attorney Fee Back-Stop Fund. For the avoidance of doubt, no funds above the original ten percent (10%) shall be held back to fund the Idaho Attorney Fee Back-Stop Fund from the share allocated to a Participating Local Government under Exhibit B without their express written agreement, and in no circumstance may the overall amount withheld exceed twelve and one-half percent (12.5%).
  - c. Payments out of the Idaho Attorney Fee Back-Stop Fund shall be determined by majority vote of a committee ("Idaho Attorney Fee Back-Stop Fund Committee") consisting of three members:
    - i. One (1) member appointed by the Litigating Participating Local Governments;

- ii. One (1) member appointed by the Non-Litigating Participating Local Governments; and
  - iii. One (1) member jointly appointed by all of the other members listed above.
- d. Outside counsel retained by Litigating Participating Local Governments may apply to the Idaho Attorney Fee Back-Stop Fund only for a deficiency, meaning the difference between what their fee agreements would entitle them to (as limited by this Section) minus what they have already collected from attorney fee funds established under the National Settlement Agreements and Future Resolutions and the Common Benefit Fund. For the avoidance of doubt, collectively, outside counsel for Litigating Participating Local Governments are limited to being paid, at most, and assuming adequate funds are available under the National Settlement Agreements, Future Resolutions, the Common Benefit Fund and the Idaho Attorney Fee Back-Stop Fund, attorney's fees totaling fifteen percent (15%) of the LG Share.
  - e. Any funds remaining in the Idaho Attorney Fee Back-Stop Fund in excess of the amounts needed to cover the deficiency in attorney's fees as provided in this Section shall revert back to the LG Share and shall be allocated as provided in Section B.
  - f. Applications for funds from the Idaho Attorney Fee Back-Stop Fund must be supported by an affidavit of the attorney setting forth the basis and method of computation for the attorney's fees request. The Idaho Attorney Fee Back-Stop Fund Committee may also request additional documentation to support an application.
  - g. The Idaho Attorney Fee Back-Stop Fund Committee shall meet at least once annually to review applications and determine whether to release and/or revert funds. Every two (2) years, the Idaho Attorney Fee Back-Stop Fund Committee shall assess the amount remaining in the fund to determine if it is overfunded or underfunded.
6. The Parties agree that should a Future Resolution not provide for any payment of attorney's fees, the parties will confer and in good faith consider an amendment to this Section to provide for additional funds.
  7. This Section (Section C) shall not apply to settlements involving McKinsey or the bankruptcy proceedings *In re Purdue Pharma L.P., et. al.*, Case No. 19-23649 (RDD) (Bankr. S.D.N.Y.) and *In re Mallinckrodt PLC, et al.*, Case No. 20-12522 (JTD) (Bankr. D. Del) or other Future Resolutions in so far as the express terms limit the payment of attorney's fees and would not allow for the payment of attorney's fees from the State Share, LG Share, and HD Share.

#### **D. Compliance Reporting and Accountability**

1. Participating Health Districts, Participating Local Governments, and the State shall maintain, for a period of at least five (5) years, records of Opioid Fund expenditures and documents underlying those expenditures, so that it can be verified that funds are being or have been utilized in a manner consistent with the National Settlement Agreements, Future Resolutions, and this Agreement. During and after the term of this Agreement, the Attorney General shall have access to persons and records related to this Agreement and expenditures of Opioid Funds.
2. Opioid Funds can only be used for an Approved Purpose when the Governing Body of a Participating Local Government or Participating Health District includes in its budget or passes a separate resolution authorizing the expenditure of a stated amount of Opioid Funds for that Approved Purpose during a specified period of time. The budget or resolution should: (1) indicate that it is an authorization for expenditure of Opioid Funds, (2) state the specific Approved Purpose the governing body intends to fund as identified in Exhibit A, and (3) state the amount dedicated to each Approved Purpose for a stated period of time.
3. Opioid Funds are subject to the financial audit requirements for Participating Local Governments and Participating Health Districts as provided under Idaho Law, and shall be separately accounted for in any such audit. If any such audit reveals an expenditure inconsistent with the terms of this Agreement, the Participating Local Government or Participating Health District shall immediately report the finding to the Idaho Attorney General.
4. For every fiscal year in which a Participating Local Government or Participating Health District receives, holds, or spends Opioid Funds, the Local Government or Health District must submit an annual financial report specifying the activities and amounts it has funded. The annual financial report shall be provided to the Idaho Attorney General by emailing the report to [opioidsettlement@ag.idaho.gov](mailto:opioidsettlement@ag.idaho.gov) within ninety (90) days of the last day of the state fiscal year covered by the report. Each annual financial report must include the following information: (1) the amount of Opioid Funds available at the beginning of the fiscal year; (2) the amount of Opioid Funds received during the fiscal year; (3) the amount of Opioid Funds disbursed or applied during the fiscal year, broken down by Approved Purposes set forth in Exhibit A; (4) the amount of Opioid Funds available at the end of the fiscal year. The annual financial reports provided to the Idaho Attorney General will be made publically available by publication on the Idaho Attorney General's website <https://www.ag.idaho.gov/consumer-protection/opioid-settlement/> and be maintained on that webpage for a period not less than five (5) years. The Attorney General will also post annual reports of State expenditures of Opioid Funds on the Idaho Attorney General's website and maintain said reports on the webpage for a period not less than five (5) years.
5. If the National Settlement Agreements or any Future Resolutions require that a Participating Local Government or Participating Health District file, post, or provide a report or other document beyond those described in this Agreement, or if any Participating Local Government or Participating Health District communicates in writing

with any national administrator or other entity created or authorized by the National Settlement Agreements or any Future Resolutions regarding compliance with the National Settlement Agreement or Future Resolutions, the Participating Local Government or Participating Health District shall email a copy of any such report, document, or communication to the Idaho Attorney General at [opioidsettlement@ag.idaho.gov](mailto:opioidsettlement@ag.idaho.gov).

6. Every Participating Local Government and Participating Health District shall make a good faith effort to comply with all of its reporting obligations under this Agreement. A Participating Local Government or Participating Health District that engages in a good faith effort to comply with its reporting obligations under Section D.7 and D.8 but fails in some way to report information in an accurate, timely, or complete manner shall be given an opportunity to remedy this failure within a reasonable time. A Participating Local Government or Participating Health District that does not engage in a good faith effort to comply with its reporting obligations under this Agreement, or that fails to remedy reporting issues within a reasonable time, may be subject to action for breach of contract. Notwithstanding anything to the contrary herein, a Participating Local Government or Participating Health District that is in substantial compliance with the reporting obligations in this Agreement shall not be considered in breach of this Agreement.
7. If it appears to the State that a Participating Local Government or Participating Health District is using or has used Opioid Funds for non-Approved Purposes, the State may on written request seek and obtain the documentation underlying the report(s) described in this Section (Section D), as applicable. The Participating Local Government or Participating Health District receiving such request shall have fourteen (14) days to provide the requested information. The State and the Participating Local Government or Participating Health District receiving such request may extend the time period for compliance with the request only upon mutual agreement.
8. Following a request made pursuant to D.7, if the State determines that a Participating Local Government or Health District spent any Opioid Funds on an expenditure inconsistent with the terms of this Agreement, the State shall send notice to the Participating Local Government or Participating Health District of such determination and allow sixty (60) days to cure the inconsistent expenditure through budget amendment or repayment. If a Participating Local Government or Participating Health District does not make the cure within sixty (60) days, the State may (i) reduce future Opioid Fund payments to that Participating Local Government or Participating Health District by an amount equal to the inconsistent expenditure; and (ii) to the extent the inconsistent expenditure is greater than the expected future stream of payments, initiate a process up to and including litigation to recover the overage. The State may recover any litigation expenses incurred to recover the funds. Any recovery or redistribution shall be distributed consistent with Section B.4 above.

## **E. Other Terms**

1. This Agreement shall become effective at the time a sufficient number of local governments have joined the Agreement to qualify this Agreement as a State-Subdivision

Agreement under the National Settlement Agreements or any Future Resolutions. If this Agreement does not thereby qualify as a State-Subdivision Agreement, this Agreement will have no effect. Once effective, this Agreement will remain in effect until at least one (1) year after the last date on which any Opioid Funds are spent by Participating Local Governments and Participating Health Districts pursuant to the National Settlement Agreements and any Future Resolutions.

2. The Parties agree to make such amendments as necessary to implement the intent of this agreement. After this Agreement becomes effective, amendments may only be made to this Agreement if approved in writing by the Attorney General and at least two-thirds of the Participating Local Governments and Participating Health Districts.
3. This Agreement shall be governed by and construed under the laws of the State of Idaho using Idaho law. Any action related to the provisions of this Agreement, except as otherwise provided in the National Settlement Agreements or Future Resolutions, must be adjudicated by the Idaho state courts of Ada County in the State of Idaho.
4. This Agreement does not supersede or alter the terms of the National Settlement Agreements or any Future Resolutions except to the extent those terms allow for a State-Subdivision Agreement to do so.
5. If any part of this Agreement is declared invalid or becomes inoperative for any reason, such invalidity or failure shall not affect the validity and enforceability of any other provision.
6. This Agreement may be executed in counterparts, each of which shall be deemed an original and all of which together shall be considered one and the same agreement. A signature transmitted by facsimile or electronic image shall be deemed an original signature for purposes of executing this Agreement.
7. Each person signing this Agreement represents that he or she is fully authorized to enter into the terms and conditions of, and to execute, this Agreement on behalf of the named governmental entity, and that all necessary approvals and conditions precedent to his or her execution have been satisfied.

**FOR THE STATE OF IDAHO**



LAWRENCE G WASDEN  
ATTORNEY GENERAL  
STATE OF IDAHO

DATE: October 25, 2021


*[Other Signature Pages to Follow]*

**IDAHO OPIOID SETTLEMENT INTRASTATE ALLOCATION AGREEMENT  
BETWEEN THE STATE OF IDAHO, HEALTH DISTRICTS, AND ELIGIBLE LOCAL  
GOVERNMENTS**

**SIGN-ON**

By signing below I represent that I am fully authorized to enter into the Idaho Opioid Settlement Allocation Agreement on behalf on the named governmental entity, and that all necessary approvals and conditions precedent to my execution have been satisfied.

Signature:



Name:

Derek W. Loeser

Title:

Outside Counsel for Ada County

Governmental Entity:

Ada County, Idaho

Date:

11/3/2021

**VOLUNTARY REALLOCATION**

**[DO NOT FILL OUT UNLESS YOUR GOVERNMENT HAS SIGNED ON ABOVE AND  
WISHES TO VOLUNTARILY REALLOCATE ITS SHARE OF FUNDS TO ITS REGIONAL  
PUBLIC HEALTH DISTRICT]**

By signing below I represent that the named governmental entity does not wish to receive the funds allocated to it under the Idaho Opioid Settlement Allocation Agreement and has authorized that its share of funds instead be allocated to the following regional public health district established under Title 39, Chapter 4, Idaho Code.

Name of Public Health District: \_\_\_\_\_

Signature: \_\_\_\_\_

Name: \_\_\_\_\_

Title: \_\_\_\_\_

Governmental Entity: \_\_\_\_\_

Date: \_\_\_\_\_

**IDAHO OPIOID SETTLEMENT INTRASTATE ALLOCATION AGREEMENT  
BETWEEN THE STATE OF IDAHO, HEALTH DISTRICTS, AND ELIGIBLE LOCAL  
GOVERNMENTS**

**SIGN-ON**

By signing below I represent that I am fully authorized to enter into the Idaho Opioid Settlement Allocation Agreement on behalf of the named governmental entity, and that all necessary approvals and conditions precedent to my execution have been satisfied.

Signature: \_\_\_\_\_



Name: \_\_\_\_\_

CHRISTOPHER BOYD

Title: \_\_\_\_\_

PROSECUTING ATTORNEY

Governmental Entity: \_\_\_\_\_

ADAMS COUNTY

Date: \_\_\_\_\_

11/22/2021

**VOLUNTARY REALLOCATION**

**[DO NOT FILL OUT UNLESS YOUR GOVERNMENT HAS SIGNED ON ABOVE AND  
WISHES TO VOLUNTARILY REALLOCATE ITS SHARE OF FUNDS TO ITS REGIONAL  
PUBLIC HEALTH DISTRICT]**

By signing below I represent that the named governmental entity does not wish to receive the funds allocated to it under the Idaho Opioid Settlement Allocation Agreement and has authorized that its share of funds instead be allocated to the following regional public health district established under Title 39, Chapter 4, Idaho Code.

Name of Public Health District: \_\_\_\_\_

Signature: \_\_\_\_\_

Name: \_\_\_\_\_

Title: \_\_\_\_\_

Governmental Entity: \_\_\_\_\_

Date: \_\_\_\_\_

**IDAHO OPIOID SETTLEMENT INTRASTATE ALLOCATION AGREEMENT  
BETWEEN THE STATE OF IDAHO, HEALTH DISTRICTS, AND ELIGIBLE LOCAL  
GOVERNMENTS**

**SIGN-ON**

By signing below I represent that I am fully authorized to enter into the Idaho Opioid Settlement Allocation Agreement on behalf of the named governmental entity, and that all necessary approvals and conditions precedent to my execution have been satisfied.

Signature: \_\_\_\_\_



Name: \_\_\_\_\_

Sean Coletti

Title: \_\_\_\_\_

Mayor

Governmental Entity: \_\_\_\_\_

City of Ammon

Date: \_\_\_\_\_

Oct. 29, 2021

**VOLUNTARY REALLOCATION**

[DO NOT FILL OUT UNLESS YOUR GOVERNMENT HAS SIGNED ON ABOVE AND  
WISHES TO VOLUNTARILY REALLOCATE ITS SHARE OF FUNDS TO ITS REGIONAL  
PUBLIC HEALTH DISTRICT]

By signing below I represent that the named governmental entity does not wish to receive the funds allocated to it under the Idaho Opioid Settlement Allocation Agreement and has authorized that its share of funds instead be allocated to the following regional public health district established under Title 39, Chapter 4, Idaho Code.

Name of Public Health District: \_\_\_\_\_

Signature: \_\_\_\_\_

Name: \_\_\_\_\_

Title: \_\_\_\_\_

Governmental Entity: \_\_\_\_\_

Date: \_\_\_\_\_



**IDAHO OPIOID SETTLEMENT INTRASTATE ALLOCATION AGREEMENT  
BETWEEN THE STATE OF IDAHO, HEALTH DISTRICTS, AND ELIGIBLE LOCAL  
GOVERNMENTS**

**SIGN-ON**

By signing below I represent that I am fully authorized to enter into the Idaho Opioid Settlement Allocation Agreement on behalf on the named governmental entity, and that all necessary approvals and conditions precedent to my execution have been satisfied.

Signature: \_\_\_\_\_

Name: \_\_\_\_\_

Title: \_\_\_\_\_

Governmental Entity: \_\_\_\_\_

Date: \_\_\_\_\_

**VOLUNTARY REALLOCATION**

**[DO NOT FILL OUT UNLESS YOUR GOVERNMENT HAS SIGNED ON ABOVE AND  
WISHES TO VOLUNTARILY REALLOCATE ITS SHARE OF FUNDS TO ITS REGIONAL  
PUBLIC HEALTH DISTRICT]**

By signing below I represent that the named governmental entity does not wish to receive the funds allocated to it under the Idaho Opioid Settlement Allocation Agreement and has authorized that its share of funds instead be allocated to the following regional public health district established under Title 39, Chapter 4, Idaho Code.

Name of Public Health District: \_\_\_\_\_

Signature: \_\_\_\_\_

Name: \_\_\_\_\_

Title: \_\_\_\_\_

Governmental Entity: \_\_\_\_\_

Date: \_\_\_\_\_

**IDAHO OPIOID SETTLEMENT INTRASTATE ALLOCATION AGREEMENT  
BETWEEN THE STATE OF IDAHO, HEALTH DISTRICTS, AND ELIGIBLE LOCAL  
GOVERNMENTS**

**SIGN-ON**

By signing below I represent that I am fully authorized to enter into the Idaho Opioid Settlement Allocation Agreement on behalf of the named governmental entity, and that all necessary approvals and conditions precedent to my execution have been satisfied.

Signature:

Vaughn N. Rasmussen

Name:

Vaughn N. Rasmussen

Title:

Commissioner - Chair

Governmental Entity:

Bear Lake County

Date:

November 8, 2021

**VOLUNTARY REALLOCATION**

**[DO NOT FILL OUT UNLESS YOUR GOVERNMENT HAS SIGNED ON ABOVE AND  
WISHES TO VOLUNTARILY REALLOCATE ITS SHARE OF FUNDS TO ITS REGIONAL  
PUBLIC HEALTH DISTRICT]**

By signing below I represent that the named governmental entity does not wish to receive the funds allocated to it under the Idaho Opioid Settlement Allocation Agreement and has authorized that its share of funds instead be allocated to the following regional public health district established under Title 39, Chapter 4, Idaho Code.

Name of Public Health District: \_\_\_\_\_

Signature: \_\_\_\_\_

Name: \_\_\_\_\_

Title: \_\_\_\_\_

Governmental Entity: \_\_\_\_\_

Date: \_\_\_\_\_

**IDAHO OPIOID SETTLEMENT INTRASTATE ALLOCATION AGREEMENT  
BETWEEN THE STATE OF IDAHO, HEALTH DISTRICTS, AND ELIGIBLE LOCAL  
GOVERNMENTS**

**SIGN-ON**

By signing below I represent that I am fully authorized to enter into the Idaho Opioid Settlement Allocation Agreement on behalf of the named governmental entity, and that all necessary approvals and conditions precedent to my execution have been satisfied.

Signature:

Deanna Bramblett

**Deanna Bramblett  
Clerk of the District Court  
Auditor and Recorder  
Benewah County  
701 W. College Ave, Suite 101  
St. Maries, Idaho 83861**

Name:

Deanna Bramblett

Title:

County Clerk

Governmental Entity:

Benewah County, Idaho

Date:

10-25-2021

**VOLUNTARY REALLOCATION**

**[DO NOT FILL OUT UNLESS YOUR GOVERNMENT HAS SIGNED ON ABOVE AND  
WISHES TO VOLUNTARILY REALLOCATE ITS SHARE OF FUNDS TO ITS REGIONAL  
PUBLIC HEALTH DISTRICT]**

By signing below I represent that the named governmental entity does not wish to receive the funds allocated to it under the Idaho Opioid Settlement Allocation Agreement and has authorized that its share of funds instead be allocated to the following regional public health district established under Title 39, Chapter 4, Idaho Code.

Name of Public Health District: \_\_\_\_\_

Signature: \_\_\_\_\_

Name: \_\_\_\_\_

Title: \_\_\_\_\_

Governmental Entity: \_\_\_\_\_

Date: \_\_\_\_\_

**IDAHO OPIOID SETTLEMENT INTRASTATE ALLOCATION AGREEMENT  
BETWEEN THE STATE OF IDAHO, HEALTH DISTRICTS, AND ELIGIBLE LOCAL  
GOVERNMENTS**

**SIGN-ON**

By signing below I represent that I am fully authorized to enter into the Idaho Opioid Settlement Allocation Agreement on behalf on the named governmental entity, and that all necessary approvals and conditions precedent to my execution have been satisfied.

Signature: \_\_\_\_\_

Name: \_\_\_\_\_

Title: \_\_\_\_\_

Governmental Entity: \_\_\_\_\_

Date: \_\_\_\_\_

*Whitney Manwaring*  
*Whitney Manwaring*  
*Commissioner*  
*Brigham County*  
*Dec 8, 2021*

**VOLUNTARY REALLOCATION**

**[DO NOT FILL OUT UNLESS YOUR GOVERNMENT HAS SIGNED ON ABOVE AND  
WISHES TO VOLUNTARILY REALLOCATE ITS SHARE OF FUNDS TO ITS REGIONAL  
PUBLIC HEALTH DISTRICT]**

By signing below I represent that the named governmental entity does not wish to receive the funds allocated to it under the Idaho Opioid Settlement Allocation Agreement and has authorized that its share of funds instead be allocated to the following regional public health district established under Title 39, Chapter 4, Idaho Code.

Name of Public Health District: \_\_\_\_\_

Signature: \_\_\_\_\_

Name: \_\_\_\_\_

Title: \_\_\_\_\_

Governmental Entity: \_\_\_\_\_


Date: \_\_\_\_\_

**IDAHO OPIOID SETTLEMENT INTRASTATE ALLOCATION AGREEMENT  
BETWEEN THE STATE OF IDAHO, HEALTH DISTRICTS, AND ELIGIBLE LOCAL  
GOVERNMENTS**

**SIGN-ON**

By signing below I represent that I am fully authorized to enter into the Idaho Opioid Settlement Allocation Agreement on behalf on the named governmental entity, and that all necessary approvals and conditions precedent to my execution have been satisfied.

Signature: \_\_\_\_\_



Name: \_\_\_\_\_

Marc Carroll

Title: \_\_\_\_\_

Mayor

Governmental Entity: \_\_\_\_\_

City of Blackfoot

Date: \_\_\_\_\_

11/04/2021

**VOLUNTARY REALLOCATION**

**[DO NOT FILL OUT UNLESS YOUR GOVERNMENT HAS SIGNED ON ABOVE AND  
WISHES TO VOLUNTARILY REALLOCATE ITS SHARE OF FUNDS TO ITS REGIONAL  
PUBLIC HEALTH DISTRICT]**

By signing below I represent that the named governmental entity does not wish to receive the funds allocated to it under the Idaho Opioid Settlement Allocation Agreement and has authorized that its share of funds instead be allocated to the following regional public health district established under Title 39, Chapter 4, Idaho Code.

Name of Public Health District: \_\_\_\_\_

Signature: \_\_\_\_\_

Name: \_\_\_\_\_

Title: \_\_\_\_\_

Governmental Entity: \_\_\_\_\_

Date: \_\_\_\_\_

**IDAHO OPIOID SETTLEMENT INTRASTATE ALLOCATION AGREEMENT  
BETWEEN THE STATE OF IDAHO, HEALTH DISTRICTS, AND ELIGIBLE LOCAL  
GOVERNMENTS**

**SIGN-ON**

By signing below I represent that I am fully authorized to enter into the Idaho Opioid Settlement Allocation Agreement on behalf of the named governmental entity, and that all necessary approvals and conditions precedent to my execution have been satisfied.

Signature: \_\_\_\_\_

Name: \_\_\_\_\_

Title: \_\_\_\_\_

Governmental Entity: \_\_\_\_\_

Date: \_\_\_\_\_

**VOLUNTARY REALLOCATION**

**[DO NOT FILL OUT UNLESS YOUR GOVERNMENT HAS SIGNED ON ABOVE AND  
WISHES TO VOLUNTARILY REALLOCATE ITS SHARE OF FUNDS TO ITS REGIONAL  
PUBLIC HEALTH DISTRICT]**

By signing below I represent that the named governmental entity does not wish to receive the funds allocated to it under the Idaho Opioid Settlement Allocation Agreement and has authorized that its share of funds instead be allocated to the following regional public health district established under Title 39, Chapter 4, Idaho Code.

Name of Public Health District: \_\_\_\_\_

Signature: \_\_\_\_\_

Name: \_\_\_\_\_

Title: \_\_\_\_\_

Governmental Entity: \_\_\_\_\_

Date: \_\_\_\_\_

**IDAHO OPIOID SETTLEMENT INTRASTATE ALLOCATION AGREEMENT  
BETWEEN THE STATE OF IDAHO, HEALTH DISTRICTS, AND ELIGIBLE LOCAL  
GOVERNMENTS**

**SIGN-ON**

By signing below I represent that I am fully authorized to enter into the Idaho Opioid Settlement Allocation Agreement on behalf on the named governmental entity, and that all necessary approvals and conditions precedent to my execution have been satisfied.

Signature:



Name:

Jayme B. Sullivan

Title:

City Attorney

Governmental Entity:

City of Boise

Date:

11/29/2021

**VOLUNTARY REALLOCATION**

**[DO NOT FILL OUT UNLESS YOUR GOVERNMENT HAS SIGNED ON ABOVE AND  
WISHES TO VOLUNTARILY REALLOCATE ITS SHARE OF FUNDS TO ITS REGIONAL  
PUBLIC HEALTH DISTRICT]**

By signing below I represent that the named governmental entity does not wish to receive the funds allocated to it under the Idaho Opioid Settlement Allocation Agreement and has authorized that its share of funds instead be allocated to the following regional public health district established under Title 39, Chapter 4, Idaho Code.

Name of Public Health District:

Signature:

Name:

Title:

Governmental Entity:

Date:

**IDAHO OPIOID SETTLEMENT INTRASTATE ALLOCATION AGREEMENT  
BETWEEN THE STATE OF IDAHO, HEALTH DISTRICTS, AND ELIGIBLE LOCAL  
GOVERNMENTS**

**SIGN-ON**

By signing below I represent that I am fully authorized to enter into the Idaho Opioid Settlement Allocation Agreement on behalf of the named governmental entity, and that all necessary approvals and conditions precedent to my execution have been satisfied.

Signature: \_\_\_\_\_

Name: \_\_\_\_\_

Title: \_\_\_\_\_

Governmental Entity: \_\_\_\_\_

Date: \_\_\_\_\_

**VOLUNTARY REALLOCATION**

**[DO NOT FILL OUT UNLESS YOUR GOVERNMENT HAS SIGNED ON ABOVE AND  
WISHES TO VOLUNTARILY REALLOCATE ITS SHARE OF FUNDS TO ITS REGIONAL  
PUBLIC HEALTH DISTRICT]**

By signing below I represent that the named governmental entity does not wish to receive the funds allocated to it under the Idaho Opioid Settlement Allocation Agreement and has authorized that its share of funds instead be allocated to the following regional public health district established under Title 39, Chapter 4, Idaho Code.

Name of Public Health District: \_\_\_\_\_

Signature: \_\_\_\_\_

Name: \_\_\_\_\_

Title: \_\_\_\_\_

Governmental Entity: \_\_\_\_\_


Date: \_\_\_\_\_



**IDAHO OPIOID SETTLEMENT INTRASTATE ALLOCATION AGREEMENT  
BETWEEN THE STATE OF IDAHO, HEALTH DISTRICTS, AND ELIGIBLE LOCAL  
GOVERNMENTS**

**SIGN-ON**

By signing below I represent that I am fully authorized to enter into the Idaho Opioid Settlement Allocation Agreement on behalf of the named governmental entity, and that all necessary approvals and conditions precedent to my execution have been satisfied.

Signature:   
Name: Daniel McDonald  
Title: Chairman - BOCC  
Governmental Entity: Bonawille County  
Date: 11/16/21

**VOLUNTARY REALLOCATION**

**[DO NOT FILL OUT UNLESS YOUR GOVERNMENT HAS SIGNED ON ABOVE AND  
WISHES TO VOLUNTARILY REALLOCATE ITS SHARE OF FUNDS TO ITS REGIONAL  
PUBLIC HEALTH DISTRICT]**

By signing below I represent that the named governmental entity does not wish to receive the funds allocated to it under the Idaho Opioid Settlement Allocation Agreement and has authorized that its share of funds instead be allocated to the following regional public health district established under Title 39, Chapter 4, Idaho Code.

Name of Public Health District: \_\_\_\_\_

Signature: \_\_\_\_\_

Name: \_\_\_\_\_

Title: \_\_\_\_\_

Governmental Entity: \_\_\_\_\_

Date: \_\_\_\_\_

**IDAHO OPIOID SETTLEMENT INTRASTATE ALLOCATION AGREEMENT  
BETWEEN THE STATE OF IDAHO, HEALTH DISTRICTS, AND ELIGIBLE LOCAL  
GOVERNMENTS**

**SIGN-ON**

By signing below I represent that I am fully authorized to enter into the Idaho Opioid Settlement Allocation Agreement on behalf on the named governmental entity, and that all necessary approvals and conditions precedent to my execution have been satisfied.

Signature:



Name:

Daniel R. Clark

Title:

Bonneville County Prosecuting Attorney

Governmental Entity:

Bonneville County, Idaho

Date:

November 22, 2021

**VOLUNTARY REALLOCATION**

**[DO NOT FILL OUT UNLESS YOUR GOVERNMENT HAS SIGNED ON ABOVE AND  
WISHES TO VOLUNTARILY REALLOCATE ITS SHARE OF FUNDS TO ITS REGIONAL  
PUBLIC HEALTH DISTRICT]**

By signing below I represent that the named governmental entity does not wish to receive the funds allocated to it under the Idaho Opioid Settlement Allocation Agreement and has authorized that its share of funds instead be allocated to the following regional public health district established under Title 39, Chapter 4, Idaho Code.

Name of Public Health District: \_\_\_\_\_

Signature: \_\_\_\_\_

Name: \_\_\_\_\_

Title: \_\_\_\_\_

Governmental Entity: \_\_\_\_\_

Date: \_\_\_\_\_

**IDAHO OPIOID SETTLEMENT INTRASTATE ALLOCATION AGREEMENT  
BETWEEN THE STATE OF IDAHO, HEALTH DISTRICTS, AND ELIGIBLE LOCAL  
GOVERNMENTS**

**SIGN-ON**

By signing below I represent that I am fully authorized to enter into the Idaho Opioid Settlement Allocation Agreement on behalf on the named governmental entity, and that all necessary approvals and conditions precedent to my execution have been satisfied.

Signature: Walter Cossairt  
Name: Walter Cossairt  
Title: Boundary County Commissioner  
Governmental Entity: Boundary County  
Date: 11/23/21

**VOLUNTARY REALLOCATION**

**[DO NOT FILL OUT UNLESS YOUR GOVERNMENT HAS SIGNED ON ABOVE AND  
WISHES TO VOLUNTARILY REALLOCATE ITS SHARE OF FUNDS TO ITS REGIONAL  
PUBLIC HEALTH DISTRICT]**

By signing below I represent that the named governmental entity does not wish to receive the funds allocated to it under the Idaho Opioid Settlement Allocation Agreement and has authorized that its share of funds instead be allocated to the following regional public health district established under Title 39, Chapter 4, Idaho Code.

Name of Public Health District: \_\_\_\_\_

Signature: \_\_\_\_\_

Name: \_\_\_\_\_

Title: \_\_\_\_\_

Governmental Entity: \_\_\_\_\_

Date: \_\_\_\_\_

**IDAHO OPIOID SETTLEMENT INTRASTATE ALLOCATION AGREEMENT  
BETWEEN THE STATE OF IDAHO, HEALTH DISTRICTS, AND ELIGIBLE LOCAL  
GOVERNMENTS**

**SIGN-ON**

By signing below I represent that I am fully authorized to enter into the Idaho Opioid Settlement Allocation Agreement on behalf of the named governmental entity, and that all necessary approvals and conditions precedent to my execution have been satisfied.

Signature:



Name:

Steve Ormond

Title:

Mayor

Governmental Entity:

City of Burley

Date:

November 4, 2021


**VOLUNTARY REALLOCATION**

**[DO NOT FILL OUT UNLESS YOUR GOVERNMENT HAS SIGNED ON ABOVE AND  
WISHES TO VOLUNTARILY REALLOCATE ITS SHARE OF FUNDS TO ITS REGIONAL  
PUBLIC HEALTH DISTRICT]**

By signing below I represent that the named governmental entity does not wish to receive the funds allocated to it under the Idaho Opioid Settlement Allocation Agreement and has authorized that its share of funds instead be allocated to the following regional public health district established under Title 39, Chapter 4, Idaho Code.

Name of Public Health District: South Central Public Health District

Signature:



Name:

Steve Ormond

Title:

Mayor

Governmental Entity:

City of Burley

Date:

November 4, 2021

**IDAHO OPIOID SETTLEMENT INTRASTATE ALLOCATION AGREEMENT  
BETWEEN THE STATE OF IDAHO, HEALTH DISTRICTS, AND ELIGIBLE LOCAL  
GOVERNMENTS**

**SIGN-ON**

By signing below I represent that I am fully authorized to enter into the Idaho Opioid Settlement Allocation Agreement on behalf on the named governmental entity, and that all necessary approvals and conditions precedent to my execution have been satisfied.

Signature:

Brian Harrell

Name:

Brian Harrell

Title:

Commissioner Chairman

Governmental Entity:

Butte County Idaho

Date:

11-22-2021

**VOLUNTARY REALLOCATION**

**[DO NOT FILL OUT UNLESS YOUR GOVERNMENT HAS SIGNED ON ABOVE AND  
WISHES TO VOLUNTARILY REALLOCATE ITS SHARE OF FUNDS TO ITS REGIONAL  
PUBLIC HEALTH DISTRICT]**

By signing below I represent that the named governmental entity does not wish to receive the funds allocated to it under the Idaho Opioid Settlement Allocation Agreement and has authorized that its share of funds instead be allocated to the following regional public health district established under Title 39, Chapter 4, Idaho Code.

Name of Public Health District: \_\_\_\_\_

Signature: \_\_\_\_\_

Name: \_\_\_\_\_

Title: \_\_\_\_\_

Governmental Entity: \_\_\_\_\_

Date: \_\_\_\_\_

**IDAHO OPIOID SETTLEMENT INTRASTATE ALLOCATION AGREEMENT  
BETWEEN THE STATE OF IDAHO, HEALTH DISTRICTS, AND ELIGIBLE LOCAL  
GOVERNMENTS**

**SIGN-ON**

By signing below I represent that I am fully authorized to enter into the Idaho Opioid Settlement Allocation Agreement on behalf of the named governmental entity, and that all necessary approvals and conditions precedent to my execution have been satisfied.

Signature:



Name:

Garret L. Nancolas, Mayor

Title:

Mayor

Governmental Entity:

City of Caldwell

Date:

November 15, 2021

**VOLUNTARY REALLOCATION**

**[DO NOT FILL OUT UNLESS YOUR GOVERNMENT HAS SIGNED ON ABOVE AND  
WISHES TO VOLUNTARILY REALLOCATE ITS SHARE OF FUNDS TO ITS REGIONAL  
PUBLIC HEALTH DISTRICT]**

By signing below I represent that the named governmental entity does not wish to receive the funds allocated to it under the Idaho Opioid Settlement Allocation Agreement and has authorized that its share of funds instead be allocated to the following regional public health district established under Title 39, Chapter 4, Idaho Code.

Name of Public Health District: \_\_\_\_\_

Signature: \_\_\_\_\_

Name: \_\_\_\_\_

Title: \_\_\_\_\_

Governmental Entity: \_\_\_\_\_


Date: \_\_\_\_\_

**IDAHO OPIOID SETTLEMENT INTRASTATE ALLOCATION AGREEMENT  
BETWEEN THE STATE OF IDAHO, HEALTH DISTRICTS, AND ELIGIBLE LOCAL  
GOVERNMENTS**

**SIGN-ON**

By signing below I represent that I am fully authorized to enter into the Idaho Opioid Settlement Allocation Agreement on behalf of the named governmental entity, and that all necessary approvals and conditions precedent to my execution have been satisfied.

Signature:



Name:

Travis Kramer

Title:

County Commissioner Chair

Governmental Entity:

Camas County, Idaho

Date:

2-14-2022

**VOLUNTARY REALLOCATION**

**[DO NOT FILL OUT UNLESS YOUR GOVERNMENT HAS SIGNED ON ABOVE AND  
WISHES TO VOLUNTARILY REALLOCATE ITS SHARE OF FUNDS TO ITS REGIONAL  
PUBLIC HEALTH DISTRICT]**

By signing below I represent that the named governmental entity does not wish to receive the funds allocated to it under the Idaho Opioid Settlement Allocation Agreement and has authorized that its share of funds instead be allocated to the following regional public health district established under Title 39, Chapter 4, Idaho Code.

Name of Public Health District: \_\_\_\_\_

Signature: \_\_\_\_\_

Name: \_\_\_\_\_

Title: \_\_\_\_\_

Governmental Entity: \_\_\_\_\_

Date: \_\_\_\_\_

**IDAHO OPIOID SETTLEMENT INTRASTATE ALLOCATION AGREEMENT  
BETWEEN THE STATE OF IDAHO, HEALTH DISTRICTS, AND ELIGIBLE LOCAL  
GOVERNMENTS**

**SIGN-ON**

By signing below I represent that I am fully authorized to enter into the Idaho Opioid Settlement Allocation Agreement on behalf of the named governmental entity, and that all necessary approvals and conditions precedent to my execution have been satisfied.

Signature: \_\_\_\_\_

Name: \_\_\_\_\_

Title: \_\_\_\_\_

Governmental Entity: \_\_\_\_\_

Date: \_\_\_\_\_

**VOLUNTARY REALLOCATION**

**[DO NOT FILL OUT UNLESS YOUR GOVERNMENT HAS SIGNED ON ABOVE AND  
WISHES TO VOLUNTARILY REALLOCATE ITS SHARE OF FUNDS TO ITS REGIONAL  
PUBLIC HEALTH DISTRICT]**

By signing below I represent that the named governmental entity does not wish to receive the funds allocated to it under the Idaho Opioid Settlement Allocation Agreement and has authorized that its share of funds instead be allocated to the following regional public health district established under Title 39, Chapter 4, Idaho Code:

Name of Public Health District: \_\_\_\_\_

Signature: \_\_\_\_\_

Name: \_\_\_\_\_

Title: \_\_\_\_\_

Governmental Entity: \_\_\_\_\_

Date: \_\_\_\_\_



**IDAHO OPIOID SETTLEMENT INTRASTATE ALLOCATION AGREEMENT  
BETWEEN THE STATE OF IDAHO, HEALTH DISTRICTS, AND ELIGIBLE LOCAL  
GOVERNMENTS**

**SIGN-ON**

By signing below I represent that I am fully authorized to enter into the Idaho Opioid Settlement Allocation Agreement on behalf on the named governmental entity, and that all necessary approvals and conditions precedent to my execution have been satisfied.

Signature: \_\_\_\_\_

Name: \_\_\_\_\_

Title: \_\_\_\_\_

Governmental Entity: \_\_\_\_\_

Date: \_\_\_\_\_

**VOLUNTARY REALLOCATION**

**[DO NOT FILL OUT UNLESS YOUR GOVERNMENT HAS SIGNED ON ABOVE AND  
WISHES TO VOLUNTARILY REALLOCATE ITS SHARE OF FUNDS TO ITS REGIONAL  
PUBLIC HEALTH DISTRICT]**

By signing below I represent that the named governmental entity does not wish to receive the funds allocated to it under the Idaho Opioid Settlement Allocation Agreement and has authorized that its share of funds instead be allocated to the following regional public health district established under Title 39, Chapter 4, Idaho Code.

Name of Public Health District: \_\_\_\_\_

Signature: \_\_\_\_\_

Name: \_\_\_\_\_

Title: \_\_\_\_\_

Governmental Entity: \_\_\_\_\_

Date: \_\_\_\_\_

**IDAHO OPIOID SETTLEMENT INTRASTATE ALLOCATION AGREEMENT  
BETWEEN THE STATE OF IDAHO, HEALTH DISTRICTS, AND ELIGIBLE LOCAL  
GOVERNMENTS**

**SIGN-ON**

By signing below I represent that I am fully authorized to enter into the Idaho Opioid Settlement Allocation Agreement on behalf of the named governmental entity, and that all necessary approvals and conditions precedent to my execution have been satisfied.

Signature: \_\_\_\_\_

Name: \_\_\_\_\_

Title: \_\_\_\_\_

Governmental Entity: \_\_\_\_\_

Date: \_\_\_\_\_

**VOLUNTARY REALLOCATION**

**[DO NOT FILL OUT UNLESS YOUR GOVERNMENT HAS SIGNED ON ABOVE AND  
WISHES TO VOLUNTARILY REALLOCATE ITS SHARE OF FUNDS TO ITS REGIONAL  
PUBLIC HEALTH DISTRICT]**

By signing below I represent that the named governmental entity does not wish to receive the funds allocated to it under the Idaho Opioid Settlement Allocation Agreement and has authorized that its share of funds instead be allocated to the following regional public health district established under Title 39, Chapter 4, Idaho Code.

Name of Public Health District: \_\_\_\_\_

Signature: \_\_\_\_\_

Name: \_\_\_\_\_

Title: \_\_\_\_\_

Governmental Entity: \_\_\_\_\_

Date: \_\_\_\_\_

**IDAHO OPIOID SETTLEMENT INTRASTATE ALLOCATION AGREEMENT  
BETWEEN THE STATE OF IDAHO, HEALTH DISTRICTS, AND ELIGIBLE LOCAL  
GOVERNMENTS**

**SIGN-ON**

By signing below I represent that I am fully authorized to enter into the Idaho Opioid Settlement Allocation Agreement on behalf on the named governmental entity, and that all necessary approvals and conditions precedent to my execution have been satisfied.

Signature:



Name:

Betty Ann Nettleton

Title:

Board Chair

Governmental Entity:

Central District Health

Date:

November 17, 2021

**VOLUNTARY REALLOCATION**

**[DO NOT FILL OUT UNLESS YOUR GOVERNMENT HAS SIGNED ON ABOVE AND  
WISHES TO VOLUNTARILY REALLOCATE ITS SHARE OF FUNDS TO ITS REGIONAL  
PUBLIC HEALTH DISTRICT]**

By signing below I represent that the named governmental entity does not wish to receive the funds allocated to it under the Idaho Opioid Settlement Allocation Agreement and has authorized that its share of funds instead be allocated to the following regional public health district established under Title 39, Chapter 4, Idaho Code.

Name of Public Health District: \_\_\_\_\_

Signature: \_\_\_\_\_

Name: \_\_\_\_\_

Title: \_\_\_\_\_

Governmental Entity: \_\_\_\_\_

Date: \_\_\_\_\_

**IDAHO OPIOID SETTLEMENT INTRASTATE ALLOCATION AGREEMENT  
BETWEEN THE STATE OF IDAHO, HEALTH DISTRICTS, AND ELIGIBLE LOCAL  
GOVERNMENTS**

**SIGN-ON**

By signing below I represent that I am fully authorized to enter into the Idaho Opioid Settlement Allocation Agreement on behalf on the named governmental entity, and that all necessary approvals and conditions precedent to my execution have been satisfied.

Signature: \_\_\_\_\_

Name: \_\_\_\_\_

Title: \_\_\_\_\_

Governmental Entity: \_\_\_\_\_

Date: \_\_\_\_\_

*Kevin B. England*  
\_\_\_\_\_  
*Kevin B. England*  
\_\_\_\_\_  
*Mayor*  
\_\_\_\_\_  
*City of Chubbuck*  
\_\_\_\_\_  
*2 Dec. 2021*  
\_\_\_\_\_

**VOLUNTARY REALLOCATION**

[DO NOT FILL OUT UNLESS YOUR GOVERNMENT HAS SIGNED ON ABOVE AND  
WISHES TO VOLUNTARILY REALLOCATE ITS SHARE OF FUNDS TO ITS REGIONAL  
PUBLIC HEALTH DISTRICT]

By signing below I represent that the named governmental entity does not wish to receive the funds allocated to it under the Idaho Opioid Settlement Allocation Agreement and has authorized that its share of funds instead be allocated to the following regional public health district established under Title 39, Chapter 4, Idaho Code.

Name of Public Health District: \_\_\_\_\_

Signature: \_\_\_\_\_

Name: \_\_\_\_\_

Title: \_\_\_\_\_

Governmental Entity: \_\_\_\_\_


Date: \_\_\_\_\_

**IDAHO OPIOID SETTLEMENT INTRASTATE ALLOCATION AGREEMENT  
BETWEEN THE STATE OF IDAHO, HEALTH DISTRICTS, AND ELIGIBLE LOCAL  
GOVERNMENTS**

**SIGN-ON**

By signing below I represent that I am fully authorized to enter into the Idaho Opioid Settlement Allocation Agreement on behalf of the named governmental entity, and that all necessary approvals and conditions precedent to my execution have been satisfied.

Signature: \_\_\_\_\_



Name: \_\_\_\_\_

Gregory Shenton

Title: \_\_\_\_\_

Commissioner Chairman

Governmental Entity: \_\_\_\_\_

Clark County

Date: \_\_\_\_\_

11/22/2021

**VOLUNTARY REALLOCATION**

**[DO NOT FILL OUT UNLESS YOUR GOVERNMENT HAS SIGNED ON ABOVE AND  
WISHES TO VOLUNTARILY REALLOCATE ITS SHARE OF FUNDS TO ITS REGIONAL  
PUBLIC HEALTH DISTRICT]**

By signing below I represent that the named governmental entity does not wish to receive the funds allocated to it under the Idaho Opioid Settlement Allocation Agreement and has authorized that its share of funds instead be allocated to the following regional public health district established under Title 39, Chapter 4, Idaho Code.

Name of Public Health District: \_\_\_\_\_

Signature: \_\_\_\_\_

Name: \_\_\_\_\_

Title: \_\_\_\_\_

Governmental Entity: \_\_\_\_\_

Date: \_\_\_\_\_

**IDAHO OPIOID SETTLEMENT INTRASTATE ALLOCATION AGREEMENT  
BETWEEN THE STATE OF IDAHO, HEALTH DISTRICTS, AND ELIGIBLE LOCAL  
GOVERNMENTS**

**SIGN-ON**

By signing below I represent that I am fully authorized to enter into the Idaho Opioid Settlement Allocation Agreement on behalf on the named governmental entity, and that all necessary approvals and conditions precedent to my execution have been satisfied.

Signature: \_\_\_\_\_

*R. J. Winkel*

Name: \_\_\_\_\_

*Rick Winkel*

Title: \_\_\_\_\_

*Chairman BOCC*

Governmental Entity: \_\_\_\_\_

*Clearwater County*

Date: \_\_\_\_\_

*1/10/21*

**VOLUNTARY REALLOCATION**

[DO NOT FILL OUT UNLESS YOUR GOVERNMENT HAS SIGNED ON ABOVE AND  
WISHES TO VOLUNTARILY REALLOCATE ITS SHARE OF FUNDS TO ITS REGIONAL  
PUBLIC HEALTH DISTRICT]

By signing below I represent that the named governmental entity does not wish to receive the funds allocated to it under the Idaho Opioid Settlement Allocation Agreement and has authorized that its share of funds instead be allocated to the following regional public health district established under Title 39, Chapter 4, Idaho Code.

Name of Public Health District: \_\_\_\_\_

Signature: \_\_\_\_\_

Name: \_\_\_\_\_

Title: \_\_\_\_\_

Governmental Entity: \_\_\_\_\_

Date: \_\_\_\_\_

**IDAHO OPIOID SETTLEMENT INTRASTATE ALLOCATION AGREEMENT  
BETWEEN THE STATE OF IDAHO, HEALTH DISTRICTS, AND ELIGIBLE LOCAL  
GOVERNMENTS**

**SIGN-ON**

By signing below I represent that I am fully authorized to enter into the Idaho Opioid Settlement Allocation Agreement on behalf of the named governmental entity, and that all necessary approvals and conditions precedent to my execution have been satisfied.

Signature: \_\_\_\_\_

Name: \_\_\_\_\_

Title: \_\_\_\_\_

Governmental Entity: \_\_\_\_\_

Date: \_\_\_\_\_

**VOLUNTARY REALLOCATION**

**[DO NOT FILL OUT UNLESS YOUR GOVERNMENT HAS SIGNED ON ABOVE AND  
WISHES TO VOLUNTARILY REALLOCATE ITS SHARE OF FUNDS TO ITS REGIONAL  
PUBLIC HEALTH DISTRICT]**

By signing below I represent that the named governmental entity does not wish to receive the funds allocated to it under the Idaho Opioid Settlement Allocation Agreement and has authorized that its share of funds instead be allocated to the following regional public health district established under Title 39, Chapter 4, Idaho Code.

Name of Public Health District: \_\_\_\_\_

Signature: \_\_\_\_\_

Name: \_\_\_\_\_

Title: \_\_\_\_\_

Governmental Entity: \_\_\_\_\_

Date: \_\_\_\_\_

**IDAHO OPIOID SETTLEMENT INTRASTATE ALLOCATION AGREEMENT  
BETWEEN THE STATE OF IDAHO, HEALTH DISTRICTS, AND ELIGIBLE LOCAL  
GOVERNMENTS**

**SIGN-ON**

By signing below I represent that I am fully authorized to enter into the Idaho Opioid Settlement Allocation Agreement on behalf of the named governmental entity, and that all necessary approvals and conditions precedent to my execution have been satisfied.

Signature: \_\_\_\_\_

Name: \_\_\_\_\_

Title: \_\_\_\_\_

Governmental Entity: \_\_\_\_\_

Date: \_\_\_\_\_

**VOLUNTARY REALLOCATION**

[DO NOT FILL OUT UNLESS YOUR GOVERNMENT HAS SIGNED ON ABOVE AND  
WISHES TO VOLUNTARILY REALLOCATE ITS SHARE OF FUNDS TO ITS REGIONAL  
PUBLIC HEALTH DISTRICT]

By signing below I represent that the named governmental entity does not wish to receive the funds allocated to it under the Idaho Opioid Settlement Allocation Agreement and has authorized that its share of funds instead be allocated to the following regional public health district established under Title 39, Chapter 4, Idaho Code.

Name of Public Health District: Panhandle Health District

Signature: Jim Hammond

Name: Jim Hammond

Title: Mayor

Governmental Entity: City of Coeur d'Alene

Date: 04/05/22



**IDAHO OPIOID SETTLEMENT INTRASTATE ALLOCATION AGREEMENT  
BETWEEN THE STATE OF IDAHO, HEALTH DISTRICTS, AND ELIGIBLE LOCAL  
GOVERNMENTS**

**SIGN-ON**

By signing below I represent that I am fully authorized to enter into the Idaho Opioid Settlement Allocation Agreement on behalf on the named governmental entity, and that all necessary approvals and conditions precedent to my execution have been satisfied.

Signature:

Wayne F. Butts or Lura Baker

Name:

Wayne F Butts Lura Baker

Title:

County  
Commissioner Chairman County Clerk

Governmental Entity:

Custer County

Date:

11-22-2021

**VOLUNTARY REALLOCATION**

**[DO NOT FILL OUT UNLESS YOUR GOVERNMENT HAS SIGNED ON ABOVE AND  
WISHES TO VOLUNTARILY REALLOCATE ITS SHARE OF FUNDS TO ITS REGIONAL  
PUBLIC HEALTH DISTRICT]**

By signing below I represent that the named governmental entity does not wish to receive the funds allocated to it under the Idaho Opioid Settlement Allocation Agreement and has authorized that its share of funds instead be allocated to the following regional public health district established under Title 39, Chapter 4, Idaho Code.

Name of Public Health District: District Seven Health Dept Idaho Falls

Signature:

Wayne F Butts

Name:

Wayne F Butts.

Title:

Commissioner Chairman

Governmental Entity:

Custer County

Date:

11-22-2021

**IDAHO OPIOID SETTLEMENT INTRASTATE ALLOCATION AGREEMENT  
BETWEEN THE STATE OF IDAHO, HEALTH DISTRICTS, AND ELIGIBLE LOCAL  
GOVERNMENTS**

**SIGN-ON**

By signing below I represent that I am fully authorized to enter into the Idaho Opioid Settlement Allocation Agreement on behalf on the named governmental entity, and that all necessary approvals and conditions precedent to my execution have been satisfied.

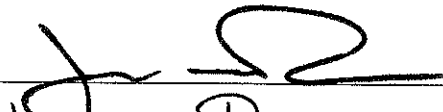
Signature: \_\_\_\_\_

Name: \_\_\_\_\_

Title: \_\_\_\_\_

Governmental Entity: \_\_\_\_\_

Date: \_\_\_\_\_

  
Jason Pierce  
Mayor  
City of Eagle, Idaho  
11/9/2021

**VOLUNTARY REALLOCATION**

**[DO NOT FILL OUT UNLESS YOUR GOVERNMENT HAS SIGNED ON ABOVE AND  
WISHES TO VOLUNTARILY REALLOCATE ITS SHARE OF FUNDS TO ITS REGIONAL  
PUBLIC HEALTH DISTRICT]**

By signing below I represent that the named governmental entity does not wish to receive the funds allocated to it under the Idaho Opioid Settlement Allocation Agreement and has authorized that its share of funds instead be allocated to the following regional public health district established under Title 39, Chapter 4, Idaho Code.

Name of Public Health District: \_\_\_\_\_

Signature: \_\_\_\_\_

Name: \_\_\_\_\_

Title: \_\_\_\_\_

Governmental Entity: \_\_\_\_\_

Date: \_\_\_\_\_

**IDAHO OPIOID SETTLEMENT INTRASTATE ALLOCATION AGREEMENT  
BETWEEN THE STATE OF IDAHO, HEALTH DISTRICTS, AND ELIGIBLE LOCAL  
GOVERNMENTS**

**SIGN-ON**

By signing below I represent that I am fully authorized to enter into the Idaho Opioid Settlement Allocation Agreement on behalf on the named governmental entity, and that all necessary approvals and conditions precedent to my execution have been satisfied.

Signature:



Name:

\_\_\_\_\_  
Geri L. Rackow

Title:

\_\_\_\_\_  
Director

Governmental Entity:

\_\_\_\_\_  
Eastern Idaho Public Health (Health District 7)

Date:

\_\_\_\_\_  
November 18, 2021

**VOLUNTARY REALLOCATION**

**[DO NOT FILL OUT UNLESS YOUR GOVERNMENT HAS SIGNED ON ABOVE AND  
WISHES TO VOLUNTARILY REALLOCATE ITS SHARE OF FUNDS TO ITS REGIONAL  
PUBLIC HEALTH DISTRICT]**

By signing below I represent that the named governmental entity does not wish to receive the funds allocated to it under the Idaho Opioid Settlement Allocation Agreement and has authorized that its share of funds instead be allocated to the following regional public health district established under Title 39, Chapter 4, Idaho Code.

Name of Public Health District: \_\_\_\_\_

Signature: \_\_\_\_\_

Name: \_\_\_\_\_

Title: \_\_\_\_\_

Governmental Entity: \_\_\_\_\_


Date: \_\_\_\_\_

**IDAHO OPIOID SETTLEMENT INTRASTATE ALLOCATION AGREEMENT  
BETWEEN THE STATE OF IDAHO, HEALTH DISTRICTS, AND ELIGIBLE LOCAL  
GOVERNMENTS**

**SIGN-ON**

By signing below I represent that I am fully authorized to enter into the Idaho Opioid Settlement Allocation Agreement on behalf of the named governmental entity, and that all necessary approvals and conditions precedent to my execution have been satisfied.

Signature: \_\_\_\_\_



Name: \_\_\_\_\_

Daniel R. Page

Title: \_\_\_\_\_

Prosecuting Attorney

Governmental Entity: \_\_\_\_\_

Elmore County Prosecutor's Office

Date: \_\_\_\_\_

11/17/21

**VOLUNTARY REALLOCATION**

**[DO NOT FILL OUT UNLESS YOUR GOVERNMENT HAS SIGNED ON ABOVE AND  
WISHES TO VOLUNTARILY REALLOCATE ITS SHARE OF FUNDS TO ITS REGIONAL  
PUBLIC HEALTH DISTRICT]**

By signing below I represent that the named governmental entity does not wish to receive the funds allocated to it under the Idaho Opioid Settlement Allocation Agreement and has authorized that its share of funds instead be allocated to the following regional public health district established under Title 39, Chapter 4, Idaho Code.

Name of Public Health District: \_\_\_\_\_

Signature: \_\_\_\_\_

Name: \_\_\_\_\_

Title: \_\_\_\_\_

Governmental Entity: \_\_\_\_\_


Date: \_\_\_\_\_

**IDAHO OPIOID SETTLEMENT INTRASTATE ALLOCATION AGREEMENT  
BETWEEN THE STATE OF IDAHO, HEALTH DISTRICTS, AND ELIGIBLE LOCAL  
GOVERNMENTS**

**SIGN-ON**

By signing below I represent that I am fully authorized to enter into the Idaho Opioid Settlement Allocation Agreement on behalf of the named governmental entity, and that all necessary approvals and conditions precedent to my execution have been satisfied.

Signature: \_\_\_\_\_



Name: \_\_\_\_\_

Boyd Burbank

Title: \_\_\_\_\_

Chair, County Commissioner

Governmental Entity: \_\_\_\_\_

Franklin County

Date: \_\_\_\_\_

11/8/2021

**VOLUNTARY REALLOCATION**

**[DO NOT FILL OUT UNLESS YOUR GOVERNMENT HAS SIGNED ON ABOVE AND  
WISHES TO VOLUNTARILY REALLOCATE ITS SHARE OF FUNDS TO ITS REGIONAL  
PUBLIC HEALTH DISTRICT]**

By signing below I represent that the named governmental entity does not wish to receive the funds allocated to it under the Idaho Opioid Settlement Allocation Agreement and has authorized that its share of funds instead be allocated to the following regional public health district established under Title 39, Chapter 4, Idaho Code.

Name of Public Health District: \_\_\_\_\_

Signature: \_\_\_\_\_

Name: \_\_\_\_\_

Title: \_\_\_\_\_

Governmental Entity: \_\_\_\_\_

Date: \_\_\_\_\_

**IDAHO OPIOID SETTLEMENT INTRASTATE ALLOCATION AGREEMENT  
BETWEEN THE STATE OF IDAHO, HEALTH DISTRICTS, AND ELIGIBLE LOCAL  
GOVERNMENTS**

**SIGN-ON**

By signing below I represent that I am fully authorized to enter into the Idaho Opioid Settlement Allocation Agreement on behalf of the named governmental entity, and that all necessary approvals and conditions precedent to my execution have been satisfied.

Signature:

Jordan Stoddard

Name:

Jordan Stoddard

Title:

Commission Chairman

Governmental Entity:

Fremont County

Date:

11-22-2021

**VOLUNTARY REALLOCATION**

**[DO NOT FILL OUT UNLESS YOUR GOVERNMENT HAS SIGNED ON ABOVE AND  
WISHES TO VOLUNTARILY REALLOCATE ITS SHARE OF FUNDS TO ITS REGIONAL  
PUBLIC HEALTH DISTRICT]**

By signing below I represent that the named governmental entity does not wish to receive the funds allocated to it under the Idaho Opioid Settlement Allocation Agreement and has authorized that its share of funds instead be allocated to the following regional public health district established under Title 39, Chapter 4, Idaho Code.

Name of Public Health District:

Eastern Idaho Public Health District

Signature:

Jordan Stoddard

Name:

Jordan Stoddard

Title:

Commissioner Chairman

Governmental Entity:

Fremont County

Date:


11-22-2021

**IDAHO OPIOID SETTLEMENT INTRASTATE ALLOCATION AGREEMENT  
BETWEEN THE STATE OF IDAHO, HEALTH DISTRICTS, AND ELIGIBLE LOCAL  
GOVERNMENTS**

**SIGN-ON**

By signing below I represent that I am fully authorized to enter into the Idaho Opioid Settlement Allocation Agreement on behalf on the named governmental entity, and that all necessary approvals and conditions precedent to my execution have been satisfied.

Signature:



Name:

John G. Evans

Title:

Mayor

Governmental Entity:

City of Garden City

Date:

12/01/2021

**VOLUNTARY REALLOCATION**

**[DO NOT FILL OUT UNLESS YOUR GOVERNMENT HAS SIGNED ON ABOVE AND  
WISHES TO VOLUNTARILY REALLOCATE ITS SHARE OF FUNDS TO ITS REGIONAL  
PUBLIC HEALTH DISTRICT]**

By signing below I represent that the named governmental entity does not wish to receive the funds allocated to it under the Idaho Opioid Settlement Allocation Agreement and has authorized that its share of funds instead be allocated to the following regional public health district established under Title 39, Chapter 4, Idaho Code.

Name of Public Health District: \_\_\_\_\_

Signature: \_\_\_\_\_

Name: \_\_\_\_\_

Title: \_\_\_\_\_

Governmental Entity: \_\_\_\_\_

Date: \_\_\_\_\_

**IDAHO OPIOID SETTLEMENT INTRASTATE ALLOCATION AGREEMENT  
BETWEEN THE STATE OF IDAHO, HEALTH DISTRICTS, AND ELIGIBLE LOCAL  
GOVERNMENTS**

**SIGN-ON**

By signing below I represent that I am fully authorized to enter into the Idaho Opioid Settlement Allocation Agreement on behalf on the named governmental entity, and that all necessary approvals and conditions precedent to my execution have been satisfied.

Signature: \_\_\_\_\_

Name: \_\_\_\_\_

Title: \_\_\_\_\_

Governmental Entity: \_\_\_\_\_

Date: \_\_\_\_\_



Mark H. Rekow

Commission Chair

Gem County

11/22/2021

**VOLUNTARY REALLOCATION**

**[DO NOT FILL OUT UNLESS YOUR GOVERNMENT HAS SIGNED ON ABOVE AND  
WISHES TO VOLUNTARILY REALLOCATE ITS SHARE OF FUNDS TO ITS REGIONAL  
PUBLIC HEALTH DISTRICT]**

By signing below I represent that the named governmental entity does not wish to receive the funds allocated to it under the Idaho Opioid Settlement Allocation Agreement and has authorized that its share of funds instead be allocated to the following regional public health district established under Title 39, Chapter 4, Idaho Code.

Name of Public Health District: \_\_\_\_\_

Signature: \_\_\_\_\_

Name: \_\_\_\_\_

Title: \_\_\_\_\_

Governmental Entity: \_\_\_\_\_

Date: \_\_\_\_\_



**IDAHO OPIOID SETTLEMENT INTRASTATE ALLOCATION AGREEMENT  
BETWEEN THE STATE OF IDAHO, HEALTH DISTRICTS, AND ELIGIBLE LOCAL  
GOVERNMENTS**

**SIGN-ON**

By signing below I represent that I am fully authorized to enter into the Idaho Opioid Settlement Allocation Agreement on behalf on the named governmental entity, and that all necessary approvals and conditions precedent to my execution have been satisfied.

Signature: Mark E Bolduc

Name: MARK E BOLDUC

Title: Chairman of the Board

Governmental Entity: Gooding County

Date: Feb. 14, 2022

**VOLUNTARY REALLOCATION**

**[DO NOT FILL OUT UNLESS YOUR GOVERNMENT HAS SIGNED ON ABOVE AND  
WISHES TO VOLUNTARILY REALLOCATE ITS SHARE OF FUNDS TO ITS REGIONAL  
PUBLIC HEALTH DISTRICT]**

By signing below I represent that the named governmental entity does not wish to receive the funds allocated to it under the Idaho Opioid Settlement Allocation Agreement and has authorized that its share of funds instead be allocated to the following regional public health district established under Title 39, Chapter 4, Idaho Code.

Name of Public Health District: \_\_\_\_\_

Signature: \_\_\_\_\_

Name: \_\_\_\_\_

Title: \_\_\_\_\_

Governmental Entity: \_\_\_\_\_

Date: \_\_\_\_\_

**IDAHO OPIOID SETTLEMENT INTRASTATE ALLOCATION AGREEMENT  
BETWEEN THE STATE OF IDAHO, HEALTH DISTRICTS, AND ELIGIBLE LOCAL  
GOVERNMENTS**

**SIGN-ON**

By signing below I represent that I am fully authorized to enter into the Idaho Opioid Settlement Allocation Agreement on behalf of the named governmental entity, and that all necessary approvals and conditions precedent to my execution have been satisfied.


Signature: \_\_\_\_\_

Name: \_\_\_\_\_

Title: \_\_\_\_\_

Governmental Entity: \_\_\_\_\_

Date: \_\_\_\_\_



Steven J. Griffiths

Mayor

City of Hayden

11-15-2021

**VOLUNTARY REALLOCATION**

**[DO NOT FILL OUT UNLESS YOUR GOVERNMENT HAS SIGNED ON ABOVE AND  
WISHES TO VOLUNTARILY REALLOCATE ITS SHARE OF FUNDS TO ITS REGIONAL  
PUBLIC HEALTH DISTRICT]**

By signing below I represent that the named governmental entity does not wish to receive the funds allocated to it under the Idaho Opioid Settlement Allocation Agreement and has authorized that its share of funds instead be allocated to the following regional public health district established under Title 39, Chapter 4, Idaho Code.

Name of Public Health District: \_\_\_\_\_

Signature: \_\_\_\_\_


Name: \_\_\_\_\_

Title: \_\_\_\_\_

Governmental Entity: \_\_\_\_\_

Date: \_\_\_\_\_

Panhandle Health District



Steven J. Griffiths

Mayor

City of Hayden

11-15-2021

**IDAHO OPIOID SETTLEMENT INTRASTATE ALLOCATION AGREEMENT  
BETWEEN THE STATE OF IDAHO, HEALTH DISTRICTS, AND ELIGIBLE LOCAL  
GOVERNMENTS**

**SIGN-ON**

By signing below I represent that I am fully authorized to enter into the Idaho Opioid Settlement Allocation Agreement on behalf on the named governmental entity, and that all necessary approvals and conditions precedent to my execution have been satisfied.

Signature: \_\_\_\_\_



Name: \_\_\_\_\_

R. Skipper Brandt

Title: \_\_\_\_\_

Idaho County Commission Chair

Governmental Entity: \_\_\_\_\_

Idaho County

Date: \_\_\_\_\_

11-09-2021

**VOLUNTARY REALLOCATION**

[DO NOT FILL OUT UNLESS YOUR GOVERNMENT HAS SIGNED ON ABOVE AND  
WISHES TO VOLUNTARILY REALLOCATE ITS SHARE OF FUNDS TO ITS REGIONAL  
PUBLIC HEALTH DISTRICT]

By signing below I represent that the named governmental entity does not wish to receive the funds allocated to it under the Idaho Opioid Settlement Allocation Agreement and has authorized that its share of funds instead be allocated to the following regional public health district established under Title 39, Chapter 4, Idaho Code.

Name of Public Health District: \_\_\_\_\_

Signature: \_\_\_\_\_

Name: \_\_\_\_\_

Title: \_\_\_\_\_

Governmental Entity: \_\_\_\_\_

Date: \_\_\_\_\_

**IDAHO OPIOID SETTLEMENT INTRASTATE ALLOCATION AGREEMENT  
BETWEEN THE STATE OF IDAHO, HEALTH DISTRICTS, AND ELIGIBLE LOCAL  
GOVERNMENTS**

**SIGN-ON**

By signing below I represent that I am fully authorized to enter into the Idaho Opioid Settlement Allocation Agreement on behalf of the named governmental entity, and that all necessary approvals and conditions precedent to my execution have been satisfied.

Signature: \_\_\_\_\_



Name: \_\_\_\_\_

Rebecca L. Noah Casper

Title: \_\_\_\_\_

Mayor

Governmental Entity: \_\_\_\_\_

City of Idaho Falls

Date: \_\_\_\_\_

11-10-21

**VOLUNTARY REALLOCATION**

[DO NOT FILL OUT UNLESS YOUR GOVERNMENT HAS SIGNED ON ABOVE AND  
WISHES TO VOLUNTARILY REALLOCATE ITS SHARE OF FUNDS TO ITS REGIONAL  
PUBLIC HEALTH DISTRICT]

By signing below I represent that the named governmental entity does not wish to receive the funds allocated to it under the Idaho Opioid Settlement Allocation Agreement and has authorized that its share of funds instead be allocated to the following regional public health district established under Title 39, Chapter 4, Idaho Code.

Name of Public Health District: \_\_\_\_\_

Signature: \_\_\_\_\_

Name: \_\_\_\_\_

Title: \_\_\_\_\_

Governmental Entity: \_\_\_\_\_

Date: \_\_\_\_\_

**IDAHO OPIOID SETTLEMENT INTRASTATE ALLOCATION AGREEMENT  
BETWEEN THE STATE OF IDAHO, HEALTH DISTRICTS, AND ELIGIBLE LOCAL  
GOVERNMENTS**

**SIGN-ON**

By signing below I represent that I am fully authorized to enter into the Idaho Opioid Settlement Allocation Agreement on behalf of the named governmental entity, and that all necessary approvals and conditions precedent to my execution have been satisfied.

Signature: \_\_\_\_\_

*Scott Hancock*

Name: \_\_\_\_\_

*Scott Hancock*

Title: \_\_\_\_\_

*Commissioner Chair*

Governmental Entity: \_\_\_\_\_

*Jefferson County Idaho*

Date: \_\_\_\_\_

*11/22/21*

**VOLUNTARY REALLOCATION**

**[DO NOT FILL OUT UNLESS YOUR GOVERNMENT HAS SIGNED ON ABOVE AND  
WISHES TO VOLUNTARILY REALLOCATE ITS SHARE OF FUNDS TO ITS REGIONAL  
PUBLIC HEALTH DISTRICT]**

By signing below I represent that the named governmental entity does not wish to receive the funds allocated to it under the Idaho Opioid Settlement Allocation Agreement and has authorized that its share of funds instead be allocated to the following regional public health district established under Title 39, Chapter 4, Idaho Code.

Name of Public Health District: \_\_\_\_\_

Signature: \_\_\_\_\_

Name: \_\_\_\_\_

Title: \_\_\_\_\_

Governmental Entity: \_\_\_\_\_

Date: \_\_\_\_\_

**IDAHO OPIOID SETTLEMENT INTRASTATE ALLOCATION AGREEMENT  
BETWEEN THE STATE OF IDAHO, HEALTH DISTRICTS, AND ELIGIBLE LOCAL  
GOVERNMENTS**

**SIGN-ON**

By signing below I represent that I am fully authorized to enter into the Idaho Opioid Settlement Allocation Agreement on behalf on the named governmental entity, and that all necessary approvals and conditions precedent to my execution have been satisfied.

Signature: \_\_\_\_\_

*David M. Davis*

Name: \_\_\_\_\_

*David M. Davis*

Title: \_\_\_\_\_

*Mayor*

Governmental Entity: \_\_\_\_\_

*City of Jerome*

Date: \_\_\_\_\_

*12/22/21*

**VOLUNTARY REALLOCATION**

**[DO NOT FILL OUT UNLESS YOUR GOVERNMENT HAS SIGNED ON ABOVE AND  
WISHES TO VOLUNTARILY REALLOCATE ITS SHARE OF FUNDS TO ITS REGIONAL  
PUBLIC HEALTH DISTRICT]**

By signing below I represent that the named governmental entity does not wish to receive the funds allocated to it under the Idaho Opioid Settlement Allocation Agreement and has authorized that its share of funds instead be allocated to the following regional public health district established under Title 39, Chapter 4, Idaho Code.

Name of Public Health District: \_\_\_\_\_

Signature: \_\_\_\_\_

Name: \_\_\_\_\_

Title: \_\_\_\_\_

Governmental Entity: \_\_\_\_\_

Date: \_\_\_\_\_

**IDAHO OPIOID SETTLEMENT INTRASTATE ALLOCATION AGREEMENT  
BETWEEN THE STATE OF IDAHO, HEALTH DISTRICTS, AND ELIGIBLE LOCAL  
GOVERNMENTS**

**SIGN-ON**

By signing below I represent that I am fully authorized to enter into the Idaho Opioid Settlement Allocation Agreement on behalf of the named governmental entity, and that all necessary approvals and conditions precedent to my execution have been satisfied.

Signature: \_\_\_\_\_

*A. Ben Crouch*

Name: \_\_\_\_\_

*A. BEN CROUCH*

Title: \_\_\_\_\_

*CHAIRMAN, COUNTY COMMISSIONER*

Governmental Entity: \_\_\_\_\_

*JEROME COUNTY*

Date: \_\_\_\_\_

*11/1/21*

**VOLUNTARY REALLOCATION**

**[DO NOT FILL OUT UNLESS YOUR GOVERNMENT HAS SIGNED ON ABOVE AND  
WISHES TO VOLUNTARILY REALLOCATE ITS SHARE OF FUNDS TO ITS REGIONAL  
PUBLIC HEALTH DISTRICT]**

By signing below I represent that the named governmental entity does not wish to receive the funds allocated to it under the Idaho Opioid Settlement Allocation Agreement and has authorized that its share of funds instead be allocated to the following regional public health district established under Title 39, Chapter 4, Idaho Code.

Name of Public Health District: \_\_\_\_\_

Signature: \_\_\_\_\_

Name: \_\_\_\_\_

Title: \_\_\_\_\_

Governmental Entity: \_\_\_\_\_

Date: \_\_\_\_\_

**IDAHO OPIOID SETTLEMENT INTRASTATE ALLOCATION AGREEMENT  
BETWEEN THE STATE OF IDAHO, HEALTH DISTRICTS, AND ELIGIBLE LOCAL  
GOVERNMENTS**

**SIGN-ON**

By signing below I represent that I am fully authorized to enter into the Idaho Opioid Settlement Allocation Agreement on behalf of the named governmental entity, and that all necessary approvals and conditions precedent to my execution have been satisfied.

Signature: \_\_\_\_\_

*Chris Fillios*

Name: \_\_\_\_\_

*Chris Fillios*

Title: \_\_\_\_\_

*Chairman*

Governmental Entity: \_\_\_\_\_

*Kootenai County*

Date: \_\_\_\_\_

*12/7/21*

**VOLUNTARY REALLOCATION**

**[DO NOT FILL OUT UNLESS YOUR GOVERNMENT HAS SIGNED ON ABOVE AND  
WISHES TO VOLUNTARILY REALLOCATE ITS SHARE OF FUNDS TO ITS REGIONAL  
PUBLIC HEALTH DISTRICT]**

By signing below I represent that the named governmental entity does not wish to receive the funds allocated to it under the Idaho Opioid Settlement Allocation Agreement and has authorized that its share of funds instead be allocated to the following regional public health district established under Title 39, Chapter 4, Idaho Code.

Name of Public Health District: \_\_\_\_\_

Signature: \_\_\_\_\_

Name: \_\_\_\_\_

Title: \_\_\_\_\_

Governmental Entity: \_\_\_\_\_

Date: \_\_\_\_\_



**IDAHO OPIOID SETTLEMENT INTRASTATE ALLOCATION AGREEMENT  
BETWEEN THE STATE OF IDAHO, HEALTH DISTRICTS, AND ELIGIBLE LOCAL  
GOVERNMENTS**

**SIGN-ON**

By signing below I represent that I am fully authorized to enter into the Idaho Opioid Settlement Allocation Agreement on behalf on the named governmental entity, and that all necessary approvals and conditions precedent to my execution have been satisfied.

Signature: \_\_\_\_\_



Name: \_\_\_\_\_

Joe Stear

Title: \_\_\_\_\_

Mayor

Governmental Entity: \_\_\_\_\_

City of Kuna

Date: \_\_\_\_\_

11-16-2021

**VOLUNTARY REALLOCATION**

[DO NOT FILL OUT UNLESS YOUR GOVERNMENT HAS SIGNED ON ABOVE AND  
WISHES TO VOLUNTARILY REALLOCATE ITS SHARE OF FUNDS TO ITS REGIONAL  
PUBLIC HEALTH DISTRICT]

By signing below I represent that the named governmental entity does not wish to receive the funds allocated to it under the Idaho Opioid Settlement Allocation Agreement and has authorized that its share of funds instead be allocated to the following regional public health district established under Title 39, Chapter 4, Idaho Code.

Name of Public Health District: \_\_\_\_\_

Signature: \_\_\_\_\_

Name: \_\_\_\_\_

Title: \_\_\_\_\_

Governmental Entity: \_\_\_\_\_

Date: \_\_\_\_\_

**IDAHO OPIOID SETTLEMENT INTRASTATE ALLOCATION AGREEMENT  
BETWEEN THE STATE OF IDAHO, HEALTH DISTRICTS, AND ELIGIBLE LOCAL  
GOVERNMENTS**

**SIGN-ON**

By signing below I represent that I am fully authorized to enter into the Idaho Opioid Settlement Allocation Agreement on behalf on the named governmental entity, and that all necessary approvals and conditions precedent to my execution have been satisfied.

Signature: Kathie LaFortune  
Name: Kathie LaFortune  
Title: Commissioner  
Governmental Entity: Latah County  
Date: 12/1/21

**VOLUNTARY REALLOCATION**

**[DO NOT FILL OUT UNLESS YOUR GOVERNMENT HAS SIGNED ON ABOVE AND  
WISHES TO VOLUNTARILY REALLOCATE ITS SHARE OF FUNDS TO ITS REGIONAL  
PUBLIC HEALTH DISTRICT]**

By signing below I represent that the named governmental entity does not wish to receive the funds allocated to it under the Idaho Opioid Settlement Allocation Agreement and has authorized that its share of funds instead be allocated to the following regional public health district established under Title 39, Chapter 4, Idaho Code.

Name of Public Health District: \_\_\_\_\_

Signature: \_\_\_\_\_  
Name: \_\_\_\_\_  
Title: \_\_\_\_\_  
Governmental Entity: \_\_\_\_\_  
Date: \_\_\_\_\_

**IDAHO OPIOID SETTLEMENT INTRASTATE ALLOCATION AGREEMENT  
BETWEEN THE STATE OF IDAHO, HEALTH DISTRICTS, AND ELIGIBLE LOCAL  
GOVERNMENTS**

**SIGN-ON**

By signing below I represent that I am fully authorized to enter into the Idaho Opioid Settlement Allocation Agreement on behalf on the named governmental entity, and that all necessary approvals and conditions precedent to my execution have been satisfied.

Signature: \_\_\_\_\_

Name: \_\_\_\_\_

Title: \_\_\_\_\_

Governmental Entity: \_\_\_\_\_

Date: \_\_\_\_\_

**VOLUNTARY REALLOCATION**

**[DO NOT FILL OUT UNLESS YOUR GOVERNMENT HAS SIGNED ON ABOVE AND  
WISHES TO VOLUNTARILY REALLOCATE ITS SHARE OF FUNDS TO ITS REGIONAL  
PUBLIC HEALTH DISTRICT]**

By signing below I represent that the named governmental entity does not wish to receive the funds allocated to it under the Idaho Opioid Settlement Allocation Agreement and has authorized that its share of funds instead be allocated to the following regional public health district established under Title 39, Chapter 4, Idaho Code.

Name of Public Health District: \_\_\_\_\_

Signature: \_\_\_\_\_

Name: \_\_\_\_\_

Title: \_\_\_\_\_

Governmental Entity: \_\_\_\_\_


Date: \_\_\_\_\_

**IDAHO OPIOID SETTLEMENT INTRASTATE ALLOCATION AGREEMENT  
BETWEEN THE STATE OF IDAHO, HEALTH DISTRICTS, AND ELIGIBLE LOCAL  
GOVERNMENTS**

**SIGN-ON**

By signing below I represent that I am fully authorized to enter into the Idaho Opioid Settlement Allocation Agreement on behalf on the named governmental entity, and that all necessary approvals and conditions precedent to my execution have been satisfied.

Signature:



Name:

GREG Johnson

Title:

Chairman, Lewis County Commission

Governmental Entity:

Lewis County

Date:

November 8, 2021

**VOLUNTARY REALLOCATION**

**[DO NOT FILL OUT UNLESS YOUR GOVERNMENT HAS SIGNED ON ABOVE AND  
WISHES TO VOLUNTARILY REALLOCATE ITS SHARE OF FUNDS TO ITS REGIONAL  
PUBLIC HEALTH DISTRICT]**

By signing below I represent that the named governmental entity does not wish to receive the funds allocated to it under the Idaho Opioid Settlement Allocation Agreement and has authorized that its share of funds instead be allocated to the following regional public health district established under Title 39, Chapter 4, Idaho Code.

Name of Public Health District: \_\_\_\_\_

Signature: \_\_\_\_\_

Name: \_\_\_\_\_

Title: \_\_\_\_\_

Governmental Entity: \_\_\_\_\_

Date: \_\_\_\_\_

**IDAHO OPIOID SETTLEMENT INTRASTATE ALLOCATION AGREEMENT  
BETWEEN THE STATE OF IDAHO, HEALTH DISTRICTS, AND ELIGIBLE LOCAL  
GOVERNMENTS**

**SIGN-ON**

By signing below I represent that I am fully authorized to enter into the Idaho Opioid Settlement Allocation Agreement on behalf of the named governmental entity, and that all necessary approvals and conditions precedent to my execution have been satisfied.

Signature: \_\_\_\_\_

Name: \_\_\_\_\_

Title: \_\_\_\_\_

Governmental Entity: \_\_\_\_\_

Date: \_\_\_\_\_

**VOLUNTARY REALLOCATION**

**[DO NOT FILL OUT UNLESS YOUR GOVERNMENT HAS SIGNED ON ABOVE AND  
WISHES TO VOLUNTARILY REALLOCATE ITS SHARE OF FUNDS TO ITS REGIONAL  
PUBLIC HEALTH DISTRICT]**

By signing below I represent that the named governmental entity does not wish to receive the funds allocated to it under the Idaho Opioid Settlement Allocation Agreement and has authorized that its share of funds instead be allocated to the following regional public health district established under Title 39, Chapter 4, Idaho Code.

Name of Public Health District: \_\_\_\_\_

Signature: \_\_\_\_\_

Name: \_\_\_\_\_

Title: \_\_\_\_\_

Governmental Entity: \_\_\_\_\_

Date: \_\_\_\_\_

**IDAHO OPIOID SETTLEMENT INTRASTATE ALLOCATION AGREEMENT  
BETWEEN THE STATE OF IDAHO, HEALTH DISTRICTS, AND ELIGIBLE LOCAL  
GOVERNMENTS**

**SIGN-ON**

By signing below I represent that I am fully authorized to enter into the Idaho Opioid Settlement Allocation Agreement on behalf on the named governmental entity, and that all necessary approvals and conditions precedent to my execution have been satisfied.

Signature: \_\_\_\_\_

Name: \_\_\_\_\_

Title: \_\_\_\_\_

Governmental Entity: \_\_\_\_\_

Date: \_\_\_\_\_

Rebecca Wood  
Rebecca Wood  
Chairman  
Lincoln County Commissioner  
Lincoln County, Idaho  
12/6/2021

**VOLUNTARY REALLOCATION**

**[DO NOT FILL OUT UNLESS YOUR GOVERNMENT HAS SIGNED ON ABOVE AND  
WISHES TO VOLUNTARILY REALLOCATE ITS SHARE OF FUNDS TO ITS REGIONAL  
PUBLIC HEALTH DISTRICT]**

By signing below I represent that the named governmental entity does not wish to receive the funds allocated to it under the Idaho Opioid Settlement Allocation Agreement and has authorized that its share of funds instead be allocated to the following regional public health district established under Title 39, Chapter 4, Idaho Code.

Name of Public Health District: \_\_\_\_\_

Signature: \_\_\_\_\_

Name: \_\_\_\_\_

Title: \_\_\_\_\_

Governmental Entity: \_\_\_\_\_

Date: \_\_\_\_\_

**IDAHO OPIOID SETTLEMENT INTRASTATE ALLOCATION AGREEMENT  
BETWEEN THE STATE OF IDAHO, HEALTH DISTRICTS, AND ELIGIBLE LOCAL  
GOVERNMENTS**

**SIGN-ON**

By signing below I represent that I am fully authorized to enter into the Idaho Opioid Settlement Allocation Agreement on behalf on the named governmental entity, and that all necessary approvals and conditions precedent to my execution have been satisfied.

Signature:

Todd Smith

Name:

TODD Smith

Title:

Commission Chair

Governmental Entity:

MANISON County

Date:

11-8-2021

**VOLUNTARY REALLOCATION**

**[DO NOT FILL OUT UNLESS YOUR GOVERNMENT HAS SIGNED ON ABOVE AND  
WISHES TO VOLUNTARILY REALLOCATE ITS SHARE OF FUNDS TO ITS REGIONAL  
PUBLIC HEALTH DISTRICT]**

By signing below I represent that the named governmental entity does not wish to receive the funds allocated to it under the Idaho Opioid Settlement Allocation Agreement and has authorized that its share of funds instead be allocated to the following regional public health district established under Title 39, Chapter 4, Idaho Code.

Name of Public Health District: \_\_\_\_\_

Signature: \_\_\_\_\_

Name: \_\_\_\_\_

Title: \_\_\_\_\_

Governmental Entity: \_\_\_\_\_


Date: \_\_\_\_\_

**IDAHO OPIOID SETTLEMENT INTRASTATE ALLOCATION AGREEMENT  
BETWEEN THE STATE OF IDAHO, HEALTH DISTRICTS, AND ELIGIBLE LOCAL  
GOVERNMENTS**

**SIGN-ON**

By signing below I represent that I am fully authorized to enter into the Idaho Opioid Settlement Allocation Agreement on behalf of the named governmental entity, and that all necessary approvals and conditions precedent to my execution have been satisfied.

Signature: \_\_\_\_\_



Name: \_\_\_\_\_

Robert E. Simison

Title: \_\_\_\_\_

Mayor

Governmental Entity: \_\_\_\_\_

City of Meridian

Date: \_\_\_\_\_

11-30-2021

**VOLUNTARY REALLOCATION**

**[DO NOT FILL OUT UNLESS YOUR GOVERNMENT HAS SIGNED ON ABOVE AND  
WISHES TO VOLUNTARILY REALLOCATE ITS SHARE OF FUNDS TO ITS REGIONAL  
PUBLIC HEALTH DISTRICT]**

By signing below I represent that the named governmental entity does not wish to receive the funds allocated to it under the Idaho Opioid Settlement Allocation Agreement and has authorized that its share of funds instead be allocated to the following regional public health district established under Title 39, Chapter 4, Idaho Code.

Name of Public Health District: \_\_\_\_\_

Signature: \_\_\_\_\_

Name: \_\_\_\_\_

Title: \_\_\_\_\_

Governmental Entity: \_\_\_\_\_

Date: \_\_\_\_\_



**IDAHO OPIOID SETTLEMENT INTRASTATE ALLOCATION AGREEMENT  
BETWEEN THE STATE OF IDAHO, HEALTH DISTRICTS, AND ELIGIBLE LOCAL  
GOVERNMENTS**

**SIGN-ON**

By signing below I represent that I am fully authorized to enter into the Idaho Opioid Settlement Allocation Agreement on behalf on the named governmental entity, and that all necessary approvals and conditions precedent to my execution have been satisfied.

Signature: \_\_\_\_\_

Name: \_\_\_\_\_

Title: \_\_\_\_\_

Governmental Entity: \_\_\_\_\_

Date: \_\_\_\_\_

**VOLUNTARY REALLOCATION**

**[DO NOT FILL OUT UNLESS YOUR GOVERNMENT HAS SIGNED ON ABOVE AND  
WISHES TO VOLUNTARILY REALLOCATE ITS SHARE OF FUNDS TO ITS REGIONAL  
PUBLIC HEALTH DISTRICT]**

By signing below I represent that the named governmental entity does not wish to receive the funds allocated to it under the Idaho Opioid Settlement Allocation Agreement and has authorized that its share of funds instead be allocated to the following regional public health district established under Title 39, Chapter 4, Idaho Code.

Name of Public Health District: \_\_\_\_\_

Signature: \_\_\_\_\_

Name: \_\_\_\_\_

Title: \_\_\_\_\_

Governmental Entity: \_\_\_\_\_


Date: \_\_\_\_\_

**IDAHO OPIOID SETTLEMENT INTRASTATE ALLOCATION AGREEMENT  
BETWEEN THE STATE OF IDAHO, HEALTH DISTRICTS, AND ELIGIBLE LOCAL  
GOVERNMENTS**

**SIGN-ON**

By signing below I represent that I am fully authorized to enter into the Idaho Opioid Settlement Allocation Agreement on behalf on the named governmental entity, and that all necessary approvals and conditions precedent to my execution have been satisfied.

Signature: \_\_\_\_\_



Name: \_\_\_\_\_

Mia Bautista

Title: \_\_\_\_\_

City Attorney

Governmental Entity: \_\_\_\_\_

City of Moscow

Date: \_\_\_\_\_

12/8/21

**VOLUNTARY REALLOCATION**

**[DO NOT FILL OUT UNLESS YOUR GOVERNMENT HAS SIGNED ON ABOVE AND  
WISHES TO VOLUNTARILY REALLOCATE ITS SHARE OF FUNDS TO ITS REGIONAL  
PUBLIC HEALTH DISTRICT]**

By signing below I represent that the named governmental entity does not wish to receive the funds allocated to it under the Idaho Opioid Settlement Allocation Agreement and has authorized that its share of funds instead be allocated to the following regional public health district established under Title 39, Chapter 4, Idaho Code.

Name of Public Health District: \_\_\_\_\_

Signature: \_\_\_\_\_

Name: \_\_\_\_\_

Title: \_\_\_\_\_

Governmental Entity: \_\_\_\_\_


Date: \_\_\_\_\_

**IDAHO OPIOID SETTLEMENT INTRASTATE ALLOCATION AGREEMENT  
BETWEEN THE STATE OF IDAHO, HEALTH DISTRICTS, AND ELIGIBLE LOCAL  
GOVERNMENTS**

**SIGN-ON**

By signing below I represent that I am fully authorized to enter into the Idaho Opioid Settlement Allocation Agreement on behalf of the named governmental entity, and that all necessary approvals and conditions precedent to my execution have been satisfied.

Signature:

  
\_\_\_\_\_

Name:

Rich Sykes  
\_\_\_\_\_

Title:

Mayer  
\_\_\_\_\_

Governmental Entity:

City of Mountain Home  
\_\_\_\_\_

Date:

12/3/21  
\_\_\_\_\_

**VOLUNTARY REALLOCATION**

**[DO NOT FILL OUT UNLESS YOUR GOVERNMENT HAS SIGNED ON ABOVE AND  
WISHES TO VOLUNTARILY REALLOCATE ITS SHARE OF FUNDS TO ITS REGIONAL  
PUBLIC HEALTH DISTRICT]**

By signing below I represent that the named governmental entity does not wish to receive the funds allocated to it under the Idaho Opioid Settlement Allocation Agreement and has authorized that its share of funds instead be allocated to the following regional public health district established under Title 39, Chapter 4, Idaho Code.

Name of Public Health District: \_\_\_\_\_

Signature: \_\_\_\_\_

Name: \_\_\_\_\_

Title: \_\_\_\_\_

Governmental Entity: \_\_\_\_\_


Date: \_\_\_\_\_

**IDAHO OPIOID SETTLEMENT INTRASTATE ALLOCATION AGREEMENT  
BETWEEN THE STATE OF IDAHO, HEALTH DISTRICTS, AND ELIGIBLE LOCAL  
GOVERNMENTS**

**SIGN-ON**

By signing below I represent that I am fully authorized to enter into the Idaho Opioid Settlement Allocation Agreement on behalf on the named governmental entity, and that all necessary approvals and conditions precedent to my execution have been satisfied.

Signature:



Name:

Debbie Kling

Title:

Mayor

Governmental Entity:

City of Nampa

Date:

12/15/21

**VOLUNTARY REALLOCATION**

**[DO NOT FILL OUT UNLESS YOUR GOVERNMENT HAS SIGNED ON ABOVE AND  
WISHES TO VOLUNTARILY REALLOCATE ITS SHARE OF FUNDS TO ITS REGIONAL  
PUBLIC HEALTH DISTRICT]**

By signing below I represent that the named governmental entity does not wish to receive the funds allocated to it under the Idaho Opioid Settlement Allocation Agreement and has authorized that its share of funds instead be allocated to the following regional public health district established under Title 39, Chapter 4, Idaho Code.

Name of Public Health District: \_\_\_\_\_

Signature: \_\_\_\_\_

Name: \_\_\_\_\_

Title: \_\_\_\_\_

Governmental Entity: \_\_\_\_\_

Date: \_\_\_\_\_

**IDAHO OPIOID SETTLEMENT INTRASTATE ALLOCATION AGREEMENT  
BETWEEN THE STATE OF IDAHO, HEALTH DISTRICTS, AND ELIGIBLE LOCAL  
GOVERNMENTS**

**SIGN-ON**

By signing below I represent that I am fully authorized to enter into the Idaho Opioid Settlement Allocation Agreement on behalf on the named governmental entity, and that all necessary approvals and conditions precedent to my execution have been satisfied.

Signature: \_\_\_\_\_

Name: \_\_\_\_\_

Title: \_\_\_\_\_

Governmental Entity: \_\_\_\_\_

Date: \_\_\_\_\_

*J. Coleman*  
Justin Coleman  
Nez Perce County Prosecutor  
Nez Perce County  
11-17-21

**VOLUNTARY REALLOCATION**

[DO NOT FILL OUT UNLESS YOUR GOVERNMENT HAS SIGNED ON ABOVE AND  
WISHES TO VOLUNTARILY REALLOCATE ITS SHARE OF FUNDS TO ITS REGIONAL  
PUBLIC HEALTH DISTRICT]

By signing below I represent that the named governmental entity does not wish to receive the funds allocated to it under the Idaho Opioid Settlement Allocation Agreement and has authorized that its share of funds instead be allocated to the following regional public health district established under Title 39, Chapter 4, Idaho Code.

Name of Public Health District: \_\_\_\_\_

Signature: \_\_\_\_\_

Name: \_\_\_\_\_

Title: \_\_\_\_\_

Governmental Entity: \_\_\_\_\_

Date: \_\_\_\_\_

**IDAHO OPIOID SETTLEMENT INTRASTATE ALLOCATION AGREEMENT  
BETWEEN THE STATE OF IDAHO, HEALTH DISTRICTS, AND ELIGIBLE LOCAL  
GOVERNMENTS**

**SIGN-ON**

By signing below I represent that I am fully authorized to enter into the Idaho Opioid Settlement Allocation Agreement on behalf on the named governmental entity, and that all necessary approvals and conditions precedent to my execution have been satisfied.

Signature:



Name:

Title:

Governmental Entity:

Date:

**VOLUNTARY REALLOCATION**

**[DO NOT FILL OUT UNLESS YOUR GOVERNMENT HAS SIGNED ON ABOVE AND  
WISHES TO VOLUNTARILY REALLOCATE ITS SHARE OF FUNDS TO ITS REGIONAL  
PUBLIC HEALTH DISTRICT]**

By signing below I represent that the named governmental entity does not wish to receive the funds allocated to it under the Idaho Opioid Settlement Allocation Agreement and has authorized that its share of funds instead be allocated to the following regional public health district established under Title 39, Chapter 4, Idaho Code.

Name of Public Health District:

Signature:



Name:

Title:

Governmental Entity:

Date:

**IDAHO OPIOID SETTLEMENT INTRASTATE ALLOCATION AGREEMENT  
BETWEEN THE STATE OF IDAHO, HEALTH DISTRICTS, AND ELIGIBLE LOCAL  
GOVERNMENTS**

**SIGN-ON**

By signing below I represent that I am fully authorized to enter into the Idaho Opioid Settlement Allocation Agreement on behalf on the named governmental entity, and that all necessary approvals and conditions precedent to my execution have been satisfied.

Signature: \_\_\_\_\_

Name: \_\_\_\_\_

Title: \_\_\_\_\_

Governmental Entity: \_\_\_\_\_

Date: \_\_\_\_\_

**VOLUNTARY REALLOCATION**

**[DO NOT FILL OUT UNLESS YOUR GOVERNMENT HAS SIGNED ON ABOVE AND  
WISHES TO VOLUNTARILY REALLOCATE ITS SHARE OF FUNDS TO ITS REGIONAL  
PUBLIC HEALTH DISTRICT]**

By signing below I represent that the named governmental entity does not wish to receive the funds allocated to it under the Idaho Opioid Settlement Allocation Agreement and has authorized that its share of funds instead be allocated to the following regional public health district established under Title 39, Chapter 4, Idaho Code.

Name of Public Health District: \_\_\_\_\_

Signature: \_\_\_\_\_

Name: \_\_\_\_\_

Title: \_\_\_\_\_

Governmental Entity: \_\_\_\_\_

Date: \_\_\_\_\_



**IDAHO OPIOID SETTLEMENT INTRASTATE ALLOCATION AGREEMENT  
BETWEEN THE STATE OF IDAHO, HEALTH DISTRICTS, AND ELIGIBLE LOCAL  
GOVERNMENTS**

**SIGN-ON**

By signing below I represent that I am fully authorized to enter into the Idaho Opioid Settlement Allocation Agreement on behalf of the named governmental entity, and that all necessary approvals and conditions precedent to my execution have been satisfied.

Signature: \_\_\_\_\_

Name: \_\_\_\_\_

Title: \_\_\_\_\_

Governmental Entity: \_\_\_\_\_

Date: \_\_\_\_\_

**VOLUNTARY REALLOCATION**

**[DO NOT FILL OUT UNLESS YOUR GOVERNMENT HAS SIGNED ON ABOVE AND  
WISHES TO VOLUNTARILY REALLOCATE ITS SHARE OF FUNDS TO ITS REGIONAL  
PUBLIC HEALTH DISTRICT]**

By signing below I represent that the named governmental entity does not wish to receive the funds allocated to it under the Idaho Opioid Settlement Allocation Agreement and has authorized that its share of funds instead be allocated to the following regional public health district established under Title 39, Chapter 4, Idaho Code.

Name of Public Health District: \_\_\_\_\_

Signature: \_\_\_\_\_

Name: \_\_\_\_\_

Title: \_\_\_\_\_

Governmental Entity: \_\_\_\_\_

Date: \_\_\_\_\_



**IDAHO OPIOID SETTLEMENT INTRASTATE ALLOCATION AGREEMENT  
BETWEEN THE STATE OF IDAHO, HEALTH DISTRICTS, AND ELIGIBLE LOCAL  
GOVERNMENTS**

**SIGN-ON**

By signing below I represent that I am fully authorized to enter into the Idaho Opioid Settlement Allocation Agreement on behalf on the named governmental entity, and that all necessary approvals and conditions precedent to my execution have been satisfied.

Signature: Marlow Thompson  
Name: Marlow Thompson.  
Title: Chairman  
Governmental Entity: Board of Health - Panhandle Health District  
Date: 11/18/2021

**VOLUNTARY REALLOCATION**

**[DO NOT FILL OUT UNLESS YOUR GOVERNMENT HAS SIGNED ON ABOVE AND  
WISHES TO VOLUNTARILY REALLOCATE ITS SHARE OF FUNDS TO ITS REGIONAL  
PUBLIC HEALTH DISTRICT]**

By signing below I represent that the named governmental entity does not wish to receive the funds allocated to it under the Idaho Opioid Settlement Allocation Agreement and has authorized that its share of funds instead be allocated to the following regional public health district established under Title 39, Chapter 4, Idaho Code.

Name of Public Health District: \_\_\_\_\_

Signature: \_\_\_\_\_

Name: \_\_\_\_\_

Title: \_\_\_\_\_

Governmental Entity: \_\_\_\_\_

Date: \_\_\_\_\_

**IDAHO OPIOID SETTLEMENT INTRASTATE ALLOCATION AGREEMENT  
BETWEEN THE STATE OF IDAHO, HEALTH DISTRICTS, AND ELIGIBLE LOCAL  
GOVERNMENTS**

**SIGN-ON**

By signing below I represent that I am fully authorized to enter into the Idaho Opioid Settlement Allocation Agreement on behalf of the named governmental entity, and that all necessary approvals and conditions precedent to my execution have been satisfied.

Signature: \_\_\_\_\_

Name: \_\_\_\_\_

Title: \_\_\_\_\_

Governmental Entity: \_\_\_\_\_

Date: \_\_\_\_\_

**VOLUNTARY REALLOCATION**

**[DO NOT FILL OUT UNLESS YOUR GOVERNMENT HAS SIGNED ON ABOVE AND  
WISHES TO VOLUNTARILY REALLOCATE ITS SHARE OF FUNDS TO ITS REGIONAL  
PUBLIC HEALTH DISTRICT]**

By signing below I represent that the named governmental entity does not wish to receive the funds allocated to it under the Idaho Opioid Settlement Allocation Agreement and has authorized that its share of funds instead be allocated to the following regional public health district established under Title 39, Chapter 4, Idaho Code.

Name of Public Health District: \_\_\_\_\_

Signature: \_\_\_\_\_

Name: \_\_\_\_\_

Title: \_\_\_\_\_

Governmental Entity: \_\_\_\_\_

Date: \_\_\_\_\_

**IDAHO OPIOID SETTLEMENT INTRASTATE ALLOCATION AGREEMENT  
BETWEEN THE STATE OF IDAHO, HEALTH DISTRICTS, AND ELIGIBLE LOCAL  
GOVERNMENTS**

**SIGN-ON**

By signing below I represent that I am fully authorized to enter into the Idaho Opioid Settlement Allocation Agreement on behalf of the named governmental entity, and that all necessary approvals and conditions precedent to my execution have been satisfied.


Signature: \_\_\_\_\_

Name: \_\_\_\_\_

Title: \_\_\_\_\_

Governmental Entity: \_\_\_\_\_

Date: \_\_\_\_\_

  
Jared Johnson  
City Attorney  
City of Pocatello  
11-30-2021

**VOLUNTARY REALLOCATION**

**[DO NOT FILL OUT UNLESS YOUR GOVERNMENT HAS SIGNED ON ABOVE AND  
WISHES TO VOLUNTARILY REALLOCATE ITS SHARE OF FUNDS TO ITS REGIONAL  
PUBLIC HEALTH DISTRICT]**

By signing below I represent that the named governmental entity does not wish to receive the funds allocated to it under the Idaho Opioid Settlement Allocation Agreement and has authorized that its share of funds instead be allocated to the following regional public health district established under Title 39, Chapter 4, Idaho Code.

Name of Public Health District: \_\_\_\_\_

Signature: \_\_\_\_\_

Name: \_\_\_\_\_

Title: \_\_\_\_\_

Governmental Entity: \_\_\_\_\_

Date: \_\_\_\_\_

**IDAHO OPIOID SETTLEMENT INTRASTATE ALLOCATION AGREEMENT  
BETWEEN THE STATE OF IDAHO, HEALTH DISTRICTS, AND ELIGIBLE LOCAL  
GOVERNMENTS**

**SIGN-ON**

By signing below I represent that I am fully authorized to enter into the Idaho Opioid Settlement Allocation Agreement on behalf on the named governmental entity, and that all necessary approvals and conditions precedent to my execution have been satisfied.

Signature:



Name:

Ron Jacobson

Title:

Mayor

Governmental Entity:

City of Post Falls

Date:

November 16th, 2021

**VOLUNTARY REALLOCATION**

**[DO NOT FILL OUT UNLESS YOUR GOVERNMENT HAS SIGNED ON ABOVE AND  
WISHES TO VOLUNTARILY REALLOCATE ITS SHARE OF FUNDS TO ITS REGIONAL  
PUBLIC HEALTH DISTRICT]**

By signing below I represent that the named governmental entity does not wish to receive the funds allocated to it under the Idaho Opioid Settlement Allocation Agreement and has authorized that its share of funds instead be allocated to the following regional public health district established under Title 39, Chapter 4, Idaho Code.

Name of Public Health District: \_\_\_\_\_

Signature: \_\_\_\_\_

Name: \_\_\_\_\_

Title: \_\_\_\_\_

Governmental Entity: \_\_\_\_\_

Date: \_\_\_\_\_

**IDAHO OPIOID SETTLEMENT INTRASTATE ALLOCATION AGREEMENT  
BETWEEN THE STATE OF IDAHO, HEALTH DISTRICTS, AND ELIGIBLE LOCAL  
GOVERNMENTS**

**SIGN-ON**

By signing below I represent that I am fully authorized to enter into the Idaho Opioid Settlement Allocation Agreement on behalf on the named governmental entity, and that all necessary approvals and conditions precedent to my execution have been satisfied.

Signature:

Ron Funk

Name:

Ron Funk

Title:

Commissioner

Governmental Entity:

Power

Date:

12-6-21

**VOLUNTARY REALLOCATION**

[DO NOT FILL OUT UNLESS YOUR GOVERNMENT HAS SIGNED ON ABOVE AND  
WISHES TO VOLUNTARILY REALLOCATE ITS SHARE OF FUNDS TO ITS REGIONAL  
PUBLIC HEALTH DISTRICT]

By signing below I represent that the named governmental entity does not wish to receive the funds allocated to it under the Idaho Opioid Settlement Allocation Agreement and has authorized that its share of funds instead be allocated to the following regional public health district established under Title 39, Chapter 4, Idaho Code.

Name of Public Health District: \_\_\_\_\_

Signature:

\_\_\_\_\_

Name:

\_\_\_\_\_

Title:

\_\_\_\_\_

Governmental Entity:

\_\_\_\_\_

Date:

\_\_\_\_\_

**IDAHO OPIOID SETTLEMENT INTRASTATE ALLOCATION AGREEMENT  
BETWEEN THE STATE OF IDAHO, HEALTH DISTRICTS, AND ELIGIBLE LOCAL  
GOVERNMENTS**

**SIGN-ON**

By signing below I represent that I am fully authorized to enter into the Idaho Opioid Settlement Allocation Agreement on behalf on the named governmental entity, and that all necessary approvals and conditions precedent to my execution have been satisfied.

Signature: \_\_\_\_\_



Name: \_\_\_\_\_

Daniel M. Keller

Title: \_\_\_\_\_

Mayor

Governmental Entity: \_\_\_\_\_

City of Preston

Date: \_\_\_\_\_

November 8, 2021

**VOLUNTARY REALLOCATION**

**[DO NOT FILL OUT UNLESS YOUR GOVERNMENT HAS SIGNED ON ABOVE AND  
WISHES TO VOLUNTARILY REALLOCATE ITS SHARE OF FUNDS TO ITS REGIONAL  
PUBLIC HEALTH DISTRICT]**

By signing below I represent that the named governmental entity does not wish to receive the funds allocated to it under the Idaho Opioid Settlement Allocation Agreement and has authorized that its share of funds instead be allocated to the following regional public health district established under Title 39, Chapter 4, Idaho Code.

Name of Public Health District: \_\_\_\_\_

Signature: \_\_\_\_\_

Name: \_\_\_\_\_

Title: \_\_\_\_\_

Governmental Entity: \_\_\_\_\_

Date: \_\_\_\_\_

**IDAHO OPIOID SETTLEMENT INTRASTATE ALLOCATION AGREEMENT  
BETWEEN THE STATE OF IDAHO, HEALTH DISTRICTS, AND ELIGIBLE LOCAL  
GOVERNMENTS**

**SIGN-ON**

By signing below I represent that I am fully authorized to enter into the Idaho Opioid Settlement Allocation Agreement on behalf on the named governmental entity, and that all necessary approvals and conditions precedent to my execution have been satisfied.

Signature: \_\_\_\_\_

Name: \_\_\_\_\_

Title: \_\_\_\_\_

Governmental Entity: \_\_\_\_\_

Date: \_\_\_\_\_

*Jerry L. Merrill*  
\_\_\_\_\_  
*Jerry L. Merrill*  
\_\_\_\_\_  
*Mayor*  
\_\_\_\_\_  
*City of Rexburg*  
\_\_\_\_\_  
*11/4/21*  
\_\_\_\_\_

**VOLUNTARY REALLOCATION**

**[DO NOT FILL OUT UNLESS YOUR GOVERNMENT HAS SIGNED ON ABOVE AND  
WISHES TO VOLUNTARILY REALLOCATE ITS SHARE OF FUNDS TO ITS REGIONAL  
PUBLIC HEALTH DISTRICT]**

By signing below I represent that the named governmental entity does not wish to receive the funds allocated to it under the Idaho Opioid Settlement Allocation Agreement and has authorized that its share of funds instead be allocated to the following regional public health district established under Title 39, Chapter 4, Idaho Code.

Name of Public Health District: \_\_\_\_\_

Signature: \_\_\_\_\_

Name: \_\_\_\_\_

Title: \_\_\_\_\_

Governmental Entity: \_\_\_\_\_

Date: \_\_\_\_\_

**IDAHO OPIOID SETTLEMENT INTRASTATE ALLOCATION AGREEMENT  
BETWEEN THE STATE OF IDAHO, HEALTH DISTRICTS, AND ELIGIBLE LOCAL  
GOVERNMENTS**

**SIGN-ON**

By signing below I represent that I am fully authorized to enter into the Idaho Opioid Settlement Allocation Agreement on behalf of the named governmental entity, and that all necessary approvals and conditions precedent to my execution have been satisfied.


Signature: \_\_\_\_\_

Name: \_\_\_\_\_

Title: \_\_\_\_\_

Governmental Entity: \_\_\_\_\_

Date: \_\_\_\_\_

  
Mike Fitzgerald  
Chairman  
Commission Shoshone County  
11/3/21

**VOLUNTARY REALLOCATION**

[DO NOT FILL OUT UNLESS YOUR GOVERNMENT HAS SIGNED ON ABOVE AND  
WISHES TO VOLUNTARILY REALLOCATE ITS SHARE OF FUNDS TO ITS REGIONAL  
PUBLIC HEALTH DISTRICT]

By signing below I represent that the named governmental entity does not wish to receive the funds allocated to it under the Idaho Opioid Settlement Allocation Agreement and has authorized that its share of funds instead be allocated to the following regional public health district established under Title 39, Chapter 4, Idaho Code.

Name of Public Health District: \_\_\_\_\_

Signature: \_\_\_\_\_

Name: \_\_\_\_\_

Title: \_\_\_\_\_

Governmental Entity: \_\_\_\_\_

Date: \_\_\_\_\_

\_\_\_\_\_  
\_\_\_\_\_  
\_\_\_\_\_  
\_\_\_\_\_  
\_\_\_\_\_



**IDAHO OPIOID SETTLEMENT INTRASTATE ALLOCATION AGREEMENT  
BETWEEN THE STATE OF IDAHO, HEALTH DISTRICTS, AND ELIGIBLE LOCAL  
GOVERNMENTS**

**SIGN-ON**

By signing below I represent that I am fully authorized to enter into the Idaho Opioid Settlement Allocation Agreement on behalf of the named governmental entity, and that all necessary approvals and conditions precedent to my execution have been satisfied.

Signature: \_\_\_\_\_

*Linda F. Montgomery*

Name: \_\_\_\_\_

*Linda Montgomery*

Title: \_\_\_\_\_

*Board chair of SCPHD Board of Health*

Governmental Entity: \_\_\_\_\_

*South Central Public Health Dist (PHD5)*

Date: \_\_\_\_\_

*Nov 17, 2021*

**VOLUNTARY REALLOCATION**

**[DO NOT FILL OUT UNLESS YOUR GOVERNMENT HAS SIGNED ON ABOVE AND  
WISHES TO VOLUNTARILY REALLOCATE ITS SHARE OF FUNDS TO ITS REGIONAL  
PUBLIC HEALTH DISTRICT]**

By signing below I represent that the named governmental entity does not wish to receive the funds allocated to it under the Idaho Opioid Settlement Allocation Agreement and has authorized that its share of funds instead be allocated to the following regional public health district established under Title 39, Chapter 4, Idaho Code.

Name of Public Health District: \_\_\_\_\_

Signature: \_\_\_\_\_

Name: \_\_\_\_\_

Title: \_\_\_\_\_

Governmental Entity: \_\_\_\_\_

Date: \_\_\_\_\_

**IDAHO OPIOID SETTLEMENT INTRASTATE ALLOCATION AGREEMENT  
BETWEEN THE STATE OF IDAHO, HEALTH DISTRICTS, AND ELIGIBLE LOCAL  
GOVERNMENTS**

**SIGN-ON**

By signing below I represent that I am fully authorized to enter into the Idaho Opioid Settlement Allocation Agreement on behalf on the named governmental entity, and that all necessary approvals and conditions precedent to my execution have been satisfied.

Signature:

D. L. Rasmussen

Name:

Vaughn Rasmussen

Title:

Chairman of the Board

Governmental Entity:

SE Idaho Public Health (PH06)

Date:

10.28.2021

**VOLUNTARY REALLOCATION**

**[DO NOT FILL OUT UNLESS YOUR GOVERNMENT HAS SIGNED ON ABOVE AND  
WISHES TO VOLUNTARILY REALLOCATE ITS SHARE OF FUNDS TO ITS REGIONAL  
PUBLIC HEALTH DISTRICT]**

By signing below I represent that the named governmental entity does not wish to receive the funds allocated to it under the Idaho Opioid Settlement Allocation Agreement and has authorized that its share of funds instead be allocated to the following regional public health district established under Title 39, Chapter 4, Idaho Code.

Name of Public Health District: \_\_\_\_\_

Signature: \_\_\_\_\_

Name: \_\_\_\_\_

Title: \_\_\_\_\_

Governmental Entity: \_\_\_\_\_

Date: \_\_\_\_\_

**IDAHO OPIOID SETTLEMENT INTRASTATE ALLOCATION AGREEMENT  
BETWEEN THE STATE OF IDAHO, HEALTH DISTRICTS, AND ELIGIBLE LOCAL  
GOVERNMENTS**

**SIGN-ON**

By signing below I represent that I am fully authorized to enter into the Idaho Opioid Settlement Allocation Agreement on behalf of the named governmental entity, and that all necessary approvals and conditions precedent to my execution have been satisfied.

Signature: N. Bryan Elliott

Name: N. Bryan Elliott

Title: Chairman, Board of Health

Governmental Entity: Public Health District 3

Date: 11/16/2021

**VOLUNTARY REALLOCATION**

[DO NOT FILL OUT UNLESS YOUR GOVERNMENT HAS SIGNED ON ABOVE AND  
WISHES TO VOLUNTARILY REALLOCATE ITS SHARE OF FUNDS TO ITS REGIONAL  
PUBLIC HEALTH DISTRICT]

By signing below I represent that the named governmental entity does not wish to receive the funds allocated to it under the Idaho Opioid Settlement Allocation Agreement and has authorized that its share of funds instead be allocated to the following regional public health district established under Title 39, Chapter 4, Idaho Code.

Name of Public Health District: \_\_\_\_\_

Signature: \_\_\_\_\_

Name: \_\_\_\_\_

Title: \_\_\_\_\_

Governmental Entity: \_\_\_\_\_

Date: \_\_\_\_\_

**IDAHO OPIOID SETTLEMENT INTRASTATE ALLOCATION AGREEMENT  
BETWEEN THE STATE OF IDAHO, HEALTH DISTRICTS, AND ELIGIBLE LOCAL  
GOVERNMENTS**

**SIGN-ON**

By signing below I represent that I am fully authorized to enter into the Idaho Opioid Settlement Allocation Agreement on behalf of the named governmental entity, and that all necessary approvals and conditions precedent to my execution have been satisfied.

Signature:



Name:

TREVOR A CHADWICK

Title:

MAYOR

Governmental Entity:

CITY OF STAR

Date:

**November 22, 2021**

**VOLUNTARY REALLOCATION**

**[DO NOT FILL OUT UNLESS YOUR GOVERNMENT HAS SIGNED ON ABOVE AND  
WISHES TO VOLUNTARILY REALLOCATE ITS SHARE OF FUNDS TO ITS REGIONAL  
PUBLIC HEALTH DISTRICT]**

By signing below I represent that the named governmental entity does not wish to receive the funds allocated to it under the Idaho Opioid Settlement Allocation Agreement and has authorized that its share of funds instead be allocated to the following regional public health district established under Title 39, Chapter 4, Idaho Code.

Name of Public Health District: CENTRAL HEALTH DISTRICT

Signature:



Name:

TREVOR A CHADWICK

Title:

MAYOR

Governmental Entity:

CITY OF STAR

Date:

**November 22, 2021**

**IDAHO OPIOID SETTLEMENT INTRASTATE ALLOCATION AGREEMENT  
BETWEEN THE STATE OF IDAHO, HEALTH DISTRICTS, AND ELIGIBLE LOCAL  
GOVERNMENTS**

**SIGN-ON**

By signing below I represent that I am fully authorized to enter into the Idaho Opioid Settlement Allocation Agreement on behalf on the named governmental entity, and that all necessary approvals and conditions precedent to my execution have been satisfied.

Signature:

Cynthia J. Riegel

Name:

Cindy Riegel

Title:

Board of County Commissioners Chair

Governmental Entity:

Teton County, Idaho

Date:

11/9/2021

**VOLUNTARY REALLOCATION**

**[DO NOT FILL OUT UNLESS YOUR GOVERNMENT HAS SIGNED ON ABOVE AND  
WISHES TO VOLUNTARILY REALLOCATE ITS SHARE OF FUNDS TO ITS REGIONAL  
PUBLIC HEALTH DISTRICT]**

By signing below I represent that the named governmental entity does not wish to receive the funds allocated to it under the Idaho Opioid Settlement Allocation Agreement and has authorized that its share of funds instead be allocated to the following regional public health district established under Title 39, Chapter 4, Idaho Code.

Name of Public Health District: \_\_\_\_\_

Signature: \_\_\_\_\_

Name: \_\_\_\_\_

Title: \_\_\_\_\_

Governmental Entity: \_\_\_\_\_

Date: \_\_\_\_\_

**IDAHO OPIOID SETTLEMENT INTRASTATE ALLOCATION AGREEMENT  
BETWEEN THE STATE OF IDAHO, HEALTH DISTRICTS, AND ELIGIBLE LOCAL  
GOVERNMENTS**

**SIGN-ON**

By signing below I represent that I am fully authorized to enter into the Idaho Opioid Settlement Allocation Agreement on behalf on the named governmental entity, and that all necessary approvals and conditions precedent to my execution have been satisfied.

Signature: \_\_\_\_\_

Name: \_\_\_\_\_

Title: \_\_\_\_\_

Governmental Entity: \_\_\_\_\_

Date: \_\_\_\_\_

**VOLUNTARY REALLOCATION**

**[DO NOT FILL OUT UNLESS YOUR GOVERNMENT HAS SIGNED ON ABOVE AND  
WISHES TO VOLUNTARILY REALLOCATE ITS SHARE OF FUNDS TO ITS REGIONAL  
PUBLIC HEALTH DISTRICT]**

By signing below I represent that the named governmental entity does not wish to receive the funds allocated to it under the Idaho Opioid Settlement Allocation Agreement and has authorized that its share of funds instead be allocated to the following regional public health district established under Title 39, Chapter 4, Idaho Code.

Name of Public Health District: \_\_\_\_\_

Signature: \_\_\_\_\_

Name: \_\_\_\_\_

Title: \_\_\_\_\_

Governmental Entity: \_\_\_\_\_

Date: \_\_\_\_\_

**IDAHO OPIOID SETTLEMENT INTRASTATE ALLOCATION AGREEMENT  
BETWEEN THE STATE OF IDAHO, HEALTH DISTRICTS, AND ELIGIBLE LOCAL  
GOVERNMENTS**

**SIGN-ON**

By signing below I represent that I am fully authorized to enter into the Idaho Opioid Settlement Allocation Agreement on behalf on the named governmental entity, and that all necessary approvals and conditions precedent to my execution have been satisfied.

Signature: \_\_\_\_\_

Name: \_\_\_\_\_

Title: \_\_\_\_\_

Governmental Entity: \_\_\_\_\_

Date: \_\_\_\_\_



Jack Johnson

Chairman

Twin Falls County

November 15, 2021

**VOLUNTARY REALLOCATION**

**[DO NOT FILL OUT UNLESS YOUR GOVERNMENT HAS SIGNED ON ABOVE AND  
WISHES TO VOLUNTARILY REALLOCATE ITS SHARE OF FUNDS TO ITS REGIONAL  
PUBLIC HEALTH DISTRICT]**

By signing below I represent that the named governmental entity does not wish to receive the funds allocated to it under the Idaho Opioid Settlement Allocation Agreement and has authorized that its share of funds instead be allocated to the following regional public health district established under Title 39, Chapter 4, Idaho Code.

Name of Public Health District: \_\_\_\_\_

Signature: \_\_\_\_\_

Name: \_\_\_\_\_

Title: \_\_\_\_\_

Governmental Entity: \_\_\_\_\_

Date: \_\_\_\_\_

**IDAHO OPIOID SETTLEMENT INTRASTATE ALLOCATION AGREEMENT  
BETWEEN THE STATE OF IDAHO, HEALTH DISTRICTS, AND ELIGIBLE LOCAL  
GOVERNMENTS**

**SIGN-ON**

By signing below I represent that I am fully authorized to enter into the Idaho Opioid Settlement Allocation Agreement on behalf of the named governmental entity, and that all necessary approvals and conditions precedent to my execution have been satisfied.

Signature: \_\_\_\_\_

*Elting G. Hasbrouck*

Name: \_\_\_\_\_

*Elting G. Hasbrouck*

Title: \_\_\_\_\_

*Chairman*

Governmental Entity: \_\_\_\_\_

*Valley County, Idaho*

Date: \_\_\_\_\_

*11/8/21*

**VOLUNTARY REALLOCATION**

**[DO NOT FILL OUT UNLESS YOUR GOVERNMENT HAS SIGNED ON ABOVE AND  
WISHES TO VOLUNTARILY REALLOCATE ITS SHARE OF FUNDS TO ITS REGIONAL  
PUBLIC HEALTH DISTRICT]**

By signing below I represent that the named governmental entity does not wish to receive the funds allocated to it under the Idaho Opioid Settlement Allocation Agreement and has authorized that its share of funds instead be allocated to the following regional public health district established under Title 39, Chapter 4, Idaho Code.

Name of Public Health District: \_\_\_\_\_

Signature: \_\_\_\_\_

Name: \_\_\_\_\_

Title: \_\_\_\_\_

Governmental Entity: \_\_\_\_\_

Date: \_\_\_\_\_



**IDAHO OPIOID SETTLEMENT INTRASTATE ALLOCATION AGREEMENT  
BETWEEN THE STATE OF IDAHO, HEALTH DISTRICTS, AND ELIGIBLE LOCAL  
GOVERNMENTS**

**SIGN-ON**

By signing below I represent that I am fully authorized to enter into the Idaho Opioid Settlement Allocation Agreement on behalf on the named governmental entity, and that all necessary approvals and conditions precedent to my execution have been satisfied.

Signature:

Nate Marvin

Name:

Nate Marvin

Title:

Commissioner Chairman

Governmental Entity:

Washington County

Date:

Nov. 1, 2021

**VOLUNTARY REALLOCATION**

**[DO NOT FILL OUT UNLESS YOUR GOVERNMENT HAS SIGNED ON ABOVE AND  
WISHES TO VOLUNTARILY REALLOCATE ITS SHARE OF FUNDS TO ITS REGIONAL  
PUBLIC HEALTH DISTRICT]**

By signing below I represent that the named governmental entity does not wish to receive the funds allocated to it under the Idaho Opioid Settlement Allocation Agreement and has authorized that its share of funds instead be allocated to the following regional public health district established under Title 39, Chapter 4, Idaho Code.

Name of Public Health District: \_\_\_\_\_

Signature: \_\_\_\_\_

Name: \_\_\_\_\_

Title: \_\_\_\_\_

Governmental Entity: \_\_\_\_\_

Date: \_\_\_\_\_

**Exhibit A**  
**Approved Opioid Abatement Strategies**

Support treatment of Opioid Use Disorder (OUD) and any co-occurring Substance Use Disorder or Mental Health (SUD/MH) conditions through evidence-based or evidence-informed programs or strategies that may include, but are not limited to, the following:

PART ONE: TREATMENT
---------------------

**A. TREAT OPIOID USE DISORDER (OUD)**

Support treatment of Opioid Use Disorder (OUD) and any co-occurring Substance Use Disorder or Mental Health (SUD/MH) conditions through evidence-based or evidence-informed programs or strategies that may include, but are not limited to, the following<sup>1</sup>:

1. Expand availability of treatment for OUD and any co-occurring SUD/MH conditions, including all forms of Medication-Assisted Treatment (MAT) approved by the U.S. Food and Drug Administration.
2. Support and reimburse evidence-based services that adhere to the American Society of Addiction Medicine (ASAM) continuum of care for OUD and any co-occurring SUD/MH conditions
3. Expand telehealth to increase access to treatment for OUD and any co-occurring SUD/MH conditions, including MAT, as well as counseling, psychiatric support, and other treatment and recovery support services.
4. Improve oversight of Opioid Treatment Programs (OTPs) to assure evidence-based or evidence-informed practices such as adequate methadone dosing and low threshold approaches to treatment.
5. Support mobile intervention, treatment, and recovery services, offered by qualified professionals and service providers, such as peer recovery coaches, for persons with OUD and any co-occurring SUD/MH conditions and for persons who have experienced an opioid overdose.
6. Treatment of trauma for individuals with OUD (e.g., violence, sexual assault, human trafficking, or adverse childhood experiences) and family members (e.g., surviving family members after an overdose or overdose fatality), and training of health care personnel to identify and address such trauma.
7. Support evidence-based withdrawal management services for people with OUD and any co-occurring mental health conditions.

---

<sup>1</sup> As used in this Exhibit A, words like “expand,” “fund,” “provide” or the like shall not indicate a preference for new or existing programs. Priorities will be established through the mechanisms described in the Public Creditor Trust Distribution Procedures.

**Exhibit A**  
**Approved Opioid Abatement Strategies**

8. Training on MAT for health care providers, first responders, students, or other supporting professionals, such as peer recovery coaches or recovery outreach specialists, including telementoring to assist community-based providers in rural or underserved areas.
9. Support workforce development for addiction professionals who work with persons with OUD and any co-occurring SUD/MH conditions.
10. Fellowships for addiction medicine specialists for direct patient care, instructors, and clinical research for treatments.
11. Scholarships and supports for behavioral health practitioners or workers involved in addressing OUD and any co-occurring SUD or mental health conditions, including but not limited to training, scholarships, fellowships, loan repayment programs, or other incentives for providers to work in rural or underserved areas.
12. Provide funding and training for clinicians to obtain a waiver under the federal Drug Addiction Treatment Act of 2000 (DATA 2000) to prescribe MAT for OUD, and provide technical assistance and professional support to clinicians who have obtained a DATA 2000 waiver.
13. Dissemination of web-based training curricula, such as the American Academy of Addiction Psychiatry's Provider Clinical Support Service-Opioids web-based training curriculum and motivational interviewing.
14. Development and dissemination of new curricula, such as the American Academy of Addiction Psychiatry's Provider Clinical Support Service for Medication-Assisted Treatment.

**B. SUPPORT PEOPLE IN TREATMENT AND RECOVERY**

Support people in recovery from OUD and any co-occurring SUD/MH conditions through evidence-based or evidence-informed programs or strategies that may include, but are not limited to, the following:

1. Provide comprehensive wrap-around services to individuals with OUD and any co-occurring SUD/MH conditions, including housing, transportation, education, job placement, job training, or childcare.
2. Provide the full continuum of care of treatment and recovery services for OUD and any co-occurring SUD/MH conditions, including supportive housing, peer support services and counseling, community navigators, case management, and connections to community-based services.
3. Provide counseling, peer-support, recovery case management and residential treatment with access to medications for those who need it to persons with OUD and any co-occurring SUD/MH conditions.

**Exhibit A**  
**Approved Opioid Abatement Strategies**

4. Provide access to housing for people with OUD and any co-occurring SUD/MH conditions, including supportive housing, recovery housing, housing assistance programs, training for housing providers, or recovery housing programs that allow or integrate FDA-approved medication with other support services.
5. Provide community support services, including social and legal services, to assist in deinstitutionalizing persons with OUD and any co-occurring SUD/MH conditions.
6. Support or expand peer-recovery centers, which may include support groups, social events, computer access, or other services for persons with OUD and any co-occurring SUD/MH conditions.
7. Provide or support transportation to treatment or recovery programs or services for persons with OUD and any co-occurring SUD/MH conditions.
8. Provide employment training or educational services for persons in treatment for or recovery from OUD and any co-occurring SUD/MH conditions.
9. Identify successful recovery programs such as physician, pilot, and college recovery programs, and provide support and technical assistance to increase the number and capacity of high-quality programs to help those in recovery.
10. Engage non-profits, faith-based communities, and community coalitions to support people in treatment and recovery and to support family members in their efforts to support the person with OUD in the family.
11. Training and development of procedures for government staff to appropriately interact and provide social and other services to individuals with or in recovery from OUD, including reducing stigma.
12. Support stigma reduction efforts regarding treatment and support for persons with OUD, including reducing the stigma on effective treatment.
13. Create or support culturally appropriate services and programs for persons with OUD and any co-occurring SUD/MH conditions, including new Americans.
14. Create and/or support recovery high schools.
15. Hire or train behavioral health workers to provide or expand any of the services or supports listed above.

**C. CONNECT PEOPLE WHO NEED HELP TO THE HELP THEY NEED**  
**(CONNECTIONS TO CARE)**

Provide connections to care for people who have – or at risk of developing – OUD and any co-occurring SUD/MH conditions through evidence-based or evidence-informed programs or strategies that may include, but are not limited to, the following:

**Exhibit A**  
**Approved Opioid Abatement Strategies**

1. Ensure that health care providers are screening for OUD and other risk factors and know how to appropriately counsel and treat (or refer if necessary) a patient for OUD treatment.
2. Fund Screening, Brief Intervention and Referral to Treatment (SBIRT) programs to reduce the transition from use to disorders, including SBIRT services to pregnant women who are uninsured or not eligible for Medicaid.
3. Provide training and long-term implementation of SBIRT in key systems (health, schools, colleges, criminal justice, and probation), with a focus on youth and young adults when transition from misuse to opioid disorder is common.
4. Purchase automated versions of SBIRT and support ongoing costs of the technology.
5. Expand services such as navigators and on-call teams to begin MAT in hospital emergency departments.
6. Training for emergency room personnel treating opioid overdose patients on post-discharge planning, including community referrals for MAT, recovery case management or support services.
7. Support hospital programs that transition persons with OUD and any co-occurring SUD/MH conditions, or persons who have experienced an opioid overdose, into clinically appropriate follow-up care through a bridge clinic or similar approach.
8. Support crisis stabilization centers that serve as an alternative to hospital emergency departments for persons with OUD and any co-occurring SUD/MH conditions or persons that have experienced an opioid overdose.
9. Support the work of Emergency Medical Systems, including peer support specialists, to connect individuals to treatment or other appropriate services following an opioid overdose or other opioid-related adverse event.
10. Provide funding for peer support specialists or recovery coaches in emergency departments, detox facilities, recovery centers, recovery housing, or similar settings; offer services, supports, or connections to care to persons with OUD and any co-occurring SUD/MH conditions or to persons who have experienced an opioid overdose.
11. Expand warm hand-off services to transition to recovery services.
12. Create or support school-based contacts that parents can engage with to seek immediate treatment services for their child; and support prevention, intervention, treatment, and recovery programs focused on young people.
13. Develop and support best practices on addressing OUD in the workplace.

**Exhibit A**  
**Approved Opioid Abatement Strategies**

14. Support assistance programs for health care providers with OUD.
15. Engage non-profits and the faith community as a system to support outreach for treatment.
16. Support centralized call centers that provide information and connections to appropriate services and supports for persons with OUD and any co-occurring SUD/MH conditions.

**D. ADDRESS THE NEEDS OF CRIMINAL-JUSTICE-INVOLVED PERSONS**

Address the needs of persons with OUD and any co-occurring SUD/MH conditions who are involved in, are at risk of becoming involved in, or are transitioning out of the criminal justice system through evidence-based or evidence-informed programs or strategies that may include, but are not limited to, the following:

1. Support pre-arrest or pre-arraignment diversion and deflection strategies for persons with OUD and any co-occurring SUD/MH conditions, including established strategies such as:
  1. Self-referral strategies such as the Angel Programs or the Police Assisted Addiction Recovery Initiative (PAARI);
  2. Active outreach strategies such as the Drug Abuse Response Team (DART) model;
  3. “Naloxone Plus” strategies, which work to ensure that individuals who have received naloxone to reverse the effects of an overdose are then linked to treatment programs or other appropriate services;
  4. Officer prevention strategies, such as the Law Enforcement Assisted Diversion (LEAD) model;
  5. Officer intervention strategies such as the Leon County, Florida Adult Civil Citation Network or the Chicago Westside Narcotics Diversion to Treatment Initiative; or
  6. Co-responder and/or alternative responder models to address OUD-related 911 calls with greater SUD expertise.
2. Support pre-trial services that connect individuals with OUD and any co-occurring SUD/MH conditions to evidence-informed treatment, including MAT, and related services.
3. Support treatment and recovery courts that provide evidence-based options for persons with OUD and any co-occurring SUD/MH conditions.

**Exhibit A**  
**Approved Opioid Abatement Strategies**

4. Provide evidence-informed treatment, including MAT, recovery support, harm reduction, or other appropriate services to individuals with OUD and any co-occurring SUD/MH conditions who are incarcerated in jail or prison.
5. Provide evidence-informed treatment, including MAT, recovery support, harm reduction, or other appropriate services to individuals with OUD and any co-occurring SUD/MH conditions who are leaving jail or prison have recently left jail or prison, are on probation or parole, are under community corrections supervision, or are in re-entry programs or facilities.
6. Support critical time interventions (CTI), particularly for individuals living with dual-diagnosis OUD/serious mental illness, and services for individuals who face immediate risks and service needs and risks upon release from correctional settings.
7. Provide training on best practices for addressing the needs of criminal-justice-involved persons with OUD and any co-occurring SUD/MH conditions to law enforcement, correctional, or judicial personnel or to providers of treatment, recovery, harm reduction, case management, or other services offered in connection with any of the strategies described in this section.

**E. ADDRESS THE NEEDS OF PREGNANT OR PARENTING WOMEN AND THEIR FAMILIES, INCLUDING BABIES WITH NEONATAL ABSTINENCE SYNDROME**

Address the needs of pregnant or parenting women with OUD and any co-occurring SUD/MH conditions, and the needs of their families, including babies with neonatal abstinence syndrome (NAS), through evidence-based or evidence-informed programs or strategies that may include, but are not limited to, the following:

1. Support evidence-based or evidence-informed treatment, including MAT, recovery services and supports, and prevention services for pregnant women – or women who could become pregnant – who have OUD and any co-occurring SUD/MH conditions, and other measures to educate and provide support to families affected by Neonatal Abstinence Syndrome.
2. Expand comprehensive evidence-based treatment and recovery services, including MAT, for uninsured women with OUD and any co-occurring SUD/MH conditions for up to 12 months postpartum.
3. Training for obstetricians or other healthcare personnel that work with pregnant women and their families regarding treatment of OUD and any co-occurring SUD/MH conditions.
4. Expand comprehensive evidence-based treatment and recovery support for NAS babies; expand services for better continuum of care with infant-need dyad; expand long-term treatment and services for medical monitoring of NAS babies and their families.

**Exhibit A**  
**Approved Opioid Abatement Strategies**

5. Provide training to health care providers who work with pregnant or parenting women on best practices for compliance with federal requirements that children born with Neonatal Abstinence Syndrome get referred to appropriate services and receive a plan of safe care.
6. Child and family supports for parenting women with OUD and any co-occurring SUD/MH conditions.
7. Enhanced family supports and child care services for parents with OUD and any co-occurring SUD/MH conditions.
8. Provide enhanced support for children and family members suffering trauma as a result of addiction in the family; and offer trauma-informed behavioral health treatment for adverse childhood events.
9. Offer home-based wrap-around services to persons with OUD and any co-occurring SUD/MH conditions, including but not limited to parent skills training.
10. Support for Children's Services – Fund additional positions and services, including supportive housing and other residential services, relating to children being removed from the home and/or placed in foster care due to custodial opioid use.

<b>PART TWO: PREVENTION</b>
-----------------------------

**F. PREVENT OVER-PRESCRIBING AND ENSURE APPROPRIATE PRESCRIBING AND DISPENSING OF OPIOIDS**

Support efforts to prevent over-prescribing and ensure appropriate prescribing and dispensing of opioids through evidence-based or evidence-informed programs or strategies that may include, but are not limited to, the following:

1. Fund medical provider education and outreach regarding best prescribing practices for opioids consistent with the Guidelines for Prescribing Opioids for Chronic Pain from the U.S. Centers for Disease Control and Prevention, including providers at hospitals (academic detailing).
2. Training for health care providers regarding safe and responsible opioid prescribing, dosing, and tapering patients off opioids.
3. Continuing Medical Education (CME) on appropriate prescribing of opioids.
4. Support for non-opioid pain treatment alternatives, including training providers to offer or refer to multi-modal, evidence-informed treatment of pain.
5. Support enhancements or improvements to Prescription Drug Monitoring Programs (PDMPs), including but not limited to improvements that:



**Exhibit A**  
**Approved Opioid Abatement Strategies**

1. Increase the number of prescribers using PDMPs;
2. Improve point-of-care decision-making by increasing the quantity, quality, or format of data available to prescribers using PDMPs, by improving the interface that prescribers use to access PDMP data, or both; or
3. Enable states to use PDMP data in support of surveillance or intervention strategies, including MAT referrals and follow-up for individuals identified within PDMP data as likely to experience OUD in a manner that complies with all relevant privacy and security laws and rules.
6. Ensuring PDMPs incorporate available overdose/naloxone deployment data, including the United States Department of Transportation's Emergency Medical Technician overdose database in a manner that complies with all relevant privacy and security laws and rules.
7. Increase electronic prescribing to prevent diversion or forgery.
8. Educate Dispensers on appropriate opioid dispensing.

**G. PREVENT MISUSE OF OPIOIDS**

Support efforts to discourage or prevent misuse of opioids through evidence-based or evidence-informed programs or strategies that may include, but are not limited to, the following:

1. Fund media campaigns to prevent opioid misuse.
2. Corrective advertising or affirmative public education campaigns based on evidence.
3. Public education relating to drug disposal.
4. Drug take-back disposal or destruction programs.
5. Fund community anti-drug coalitions that engage in drug prevention efforts.
6. Support community coalitions in implementing evidence-informed prevention, such as reduced social access and physical access, stigma reduction – including staffing, educational campaigns, support for people in treatment or recovery, or training of coalitions in evidence-informed implementation, including the Strategic Prevention Framework developed by the U.S. Substance Abuse and Mental Health Services Administration (SAMHSA).
7. Engage non-profits and faith-based communities as systems to support prevention.
8. Fund evidence-based prevention programs in schools or evidence-informed school and community education programs and campaigns for students, families, school

**Exhibit A**  
**Approved Opioid Abatement Strategies**

employees, school athletic programs, parent-teacher and student associations, and others.

9. School-based or youth-focused programs or strategies that have demonstrated effectiveness in preventing drug misuse and seem likely to be effective in preventing the uptake and use of opioids.
10. Create of support community-based education or intervention services for families, youth, and adolescents at risk for OUD and any co-occurring SUD/MH conditions.
11. Support evidence-informed programs or curricula to address mental health needs of young people who may be at risk of misusing opioids or other drugs, including emotional modulation and resilience skills.
12. Support greater access to mental health services and supports for young people, including services and supports provided by school nurses, behavioral health workers or other school staff, to address mental health needs in young people that (when not properly addressed) increase the risk of opioid or another drug misuse.

**H. PREVENT OVERDOSE DEATHS AND OTHER HARMS (HARM REDUCTION)**

Support efforts to prevent or reduce overdose deaths or other opioid-related harms through evidence-based or evidence-informed programs or strategies that may include, but are not limited to, the following:

1. Increase availability and distribution of naloxone and other drugs that treat overdoses for first responders, overdose patients, individuals with OUD and their friends and family members, schools, community navigators and outreach workers, persons being released from jail or prison, or other members of the general public.
2. Public health entities providing free naloxone to anyone in the community.
3. Training and education regarding naloxone and other drugs that treat overdoses for first responders, overdose patients, patients taking opioids, families, schools, community support groups, and other members of the general public.
4. Enable school nurses and other school staff to respond to opioid overdoses, and provide them with naloxone, training, and support.
5. Expand, improve, or develop data tracking software and applications for overdoses/naloxone revivals.
6. Public education relating to emergency responses to overdoses.
7. Public education relating to immunity and Good Samaritan laws.
8. Educate first responders regarding the existence and operation of immunity and Good Samaritan laws.

**Exhibit A**  
**Approved Opioid Abatement Strategies**

9. Syringe service programs and other evidence-informed programs to reduce harms associated with intravenous drug use, including supplies, staffing, space, peer support services, referrals to treatment, fentanyl checking, connections to care, and the full range of harm reduction and treatment services provided by these programs.
10. Expand access to testing and treatment for infectious diseases such as HIV and Hepatitis C resulting from intravenous opioid use.
11. Support mobile units that offer or provide referrals to harm reduction services, treatment, recovery supports, health care, or other appropriate services to persons that use opioids or persons with OUD and any co-occurring SUD/MH conditions.
12. Provide training in harm reduction strategies to health care providers, students, peer recovery coaches, recovery outreach specialists, or other professionals that provide care to persons who use opioids or persons with OUD and any co-occurring SUD/MH conditions.
13. Support screening for fentanyl in routine clinical toxicology testing.

<b>PART THREE: OTHER STRATEGIES</b>
-------------------------------------

**I. FIRST RESPONDERS**

In addition to items in section C, D and H relating to first responders, support the following:

1. Educate law enforcement or other first responders regarding appropriate practices and precautions when dealing with fentanyl or other drugs.
2. Provision of wellness and support services for first responders and others who experience secondary trauma associated with opioid-related emergency events.

**J. LEADERSHIP, PLANNING AND COORDINATION**

Support efforts to provide leadership, planning, coordination, facilitations, training and technical assistance to abate the opioid epidemic through activities, programs, or strategies that may include, but are not limited to, the following:

1. Statewide, regional, local or community regional planning to identify root causes of addiction and overdose, goals for reducing harms related to the opioid epidemic, and areas and populations with the greatest needs for treatment intervention services, and to support training and technical assistance and other strategies to abate the opioid epidemic described in this opioid abatement strategy list.
2. A dashboard to (a) share reports, recommendations, or plans to spend opioid settlement funds; (b) to show how opioid settlement funds have been spent; (c) to report program or strategy outcomes; or (d) to track, share or visualize key opioid-

## **Exhibit A**

### **Approved Opioid Abatement Strategies**

or health-related indicators and supports as identified through collaborative statewide, regional, local or community processes.

3. Invest in infrastructure or staffing at government or not-for-profit agencies to support collaborative, cross-system coordination with the purpose of preventing overprescribing, opioid misuse, or opioid overdoses, treating those with OUD and any co-occurring SUD/MH conditions, supporting them in treatment or recovery, connecting them to care, or implementing other strategies to abate the opioid epidemic described in this opioid abatement strategy list.
4. Provide resources to staff government oversight and management of opioid abatement programs.

#### **K. TRAINING**

In addition to the training referred to throughout this document, support training to abate the opioid epidemic through activities, programs, or strategies that may include, but are not limited to, the following:

1. Provide funding for staff training or networking programs and services to improve the capability of government, community, and not-for-profit entities to abate the opioid crisis.
2. Support infrastructure and staffing for collaborative cross-system coordination to prevent opioid misuse, prevent overdoses, and treat those with OUD and any co-occurring SUD/MH conditions, or implement other strategies to abate the opioid epidemic described in this opioid abatement strategy list (e.g., health care, primary care, pharmacies, PDMPs, etc.).

#### **L. RESEARCH**

Support opioid abatement research that may include, but is not limited to, the following:

1. Monitoring, surveillance, data collection and evaluation of programs and strategies described in this opioid abatement strategy list.
2. Research non-opioid treatment of chronic pain.
3. Research on improved service delivery for modalities such as SBIRT that demonstrate promising but mixed results in populations vulnerable to opioid use disorders.
4. Research on novel harm reduction and prevention efforts such as the provision of fentanyl test strips.
5. Research on innovative supply-side enforcement efforts such as improved detection of mail-based delivery of synthetic opioids.

**Exhibit A**  
**Approved Opioid Abatement Strategies**

6. Expanded research on swift/certain/fair models to reduce and deter opioid misuse within criminal justice populations that build upon promising approaches used to address other substances (e.g. Hawaii HOPE and Dakota 24/7).
7. Epidemiological surveillance of OUD-related behaviors in critical populations including individuals entering the criminal justice system, including but not limited to approaches modeled on the Arrestee Drug Abuse Monitoring (ADAM) system.
8. Qualitative and quantitative research regarding public health risks and harm reduction opportunities within illicit drug markets, including surveys of market participants who sell or distribute illicit opioids.
9. Geospatial analysis of access barriers to MAT and their association with treatment engagement and treatment outcomes.

**EXHIBIT B**  
**ALLOCATION OF LOCAL GOVERNMENT SHARE**

<b>Local Government</b>	<b>Percentage of Local Government Share</b>
Ada County, Idaho	13.2776278333%
Adams County, Idaho	0.1446831902%
Ammon City, Idaho	0.0812916024%
Bannock County, Idaho	3.0595589832%
Bear Lake County, Idaho	0.6082712041%
Benewah County, Idaho	0.6526829809%
Bingham County, Idaho	1.6421270812%
Blackfoot City, Idaho	0.6283857401%
Blaine County, Idaho	0.9137717551%
Boise City, Idaho	12.7586409110%
Boise County, Idaho	0.3309644652%
Bonner County, Idaho	2.5987361786%
Bonneville County, Idaho	3.7761253875%
Boundary County, Idaho	0.8788284447%
Burley City, Idaho	0.4485975363%
Butte County, Idaho	0.1839745518%
Caldwell City, Idaho	1.1958553249%
Camas County, Idaho	0.0422073443%
Canyon County, Idaho	5.0120113688%
Caribou County, Idaho	0.4396183832%
Cassia County, Idaho	0.7270235866%
Chubbuck City, Idaho	0.4841935447%
Clark County, Idaho	0.0420924425%
Clearwater County, Idaho	0.4890418390%
Coeur D'Alene City, Idaho	2.7593778237%
Custer County, Idaho	0.2133243878%
Eagle City, Idaho	0.1711876661%
Elmore County, Idaho	0.8899512165%
Franklin County, Idaho	0.5753624958%
Fremont County, Idaho	0.5716071696%
Garden City, Idaho	0.5582782838%
Gem County, Idaho	1.3784025725%
Gooding County, Idaho	0.6966472013%
Hayden City, Idaho	0.0047132146%
Idaho County, Idaho	0.8474305547%
Idaho Falls City, Idaho	3.8875027578%
Jefferson County, Idaho	0.9842670749%
Jerome City, Idaho	0.4169017424%
Jerome County, Idaho	0.6223444291%
Kootenai County, Idaho	5.6394798565%
Kuna City, Idaho	0.1849461724%

<b>Local Government</b>	<b>Percentage of Local Government Share</b>
Latah County, Idaho	1.2943861166%
Lemhi County, Idaho	0.4880814284%
Lewis County, Idaho	0.2882543555%
Lewiston City, Idaho	2.0176549375%
Lincoln County, Idaho	0.1930184422%
Madison County, Idaho	1.2748404845%
Meridian City, Idaho	2.4045650754%
Minidoka County, Idaho	0.9140620922%
Moscow City, Idaho	0.6590552650%
Mountain Home City, Idaho	0.5706694591%
Nampa City, Idaho	3.3274647954%
Nez Perce County, Idaho	1.2765833482%
Oneida County, Idaho	0.2371656647%
Owyhee County, Idaho	0.5554298409%
Payette County, Idaho	1.2750728102%
Pocatello City, Idaho	2.9494898116%
Post Falls City, Idaho	0.6781328826%
Power County, Idaho	0.3505171035%
Preston City, Idaho	0.1496220047%
Rexburg City, Idaho	0.1336231941%
Shoshone County, Idaho	1.2841091340%
Star City, Idaho	0.0001322772%
Teton County, Idaho	0.4258195211%
Twin Falls City, Idaho	1.8245765222%
Twin Falls County, Idaho	3.3104301873%
Valley County, Idaho	0.8074710814%
Washington County, Idaho	0.4917358652%

**EXHIBIT C**  
**ALLOCATION OF HEALTH DISTRICT SHARE**

<b>Health District</b>	<b>Percentage of Health District Share</b>
District 1 (Panhandle)	14.50%
District 2 (North Central)	6.87%
District 3 (Southwest)	13.38%
District 4 (Central)	31.95%
District 5 (South Central)	10.11%
District 6 (Southeastern)	11.31%
District 7 (Eastern)	11.88%